24 25

MEDIA GUIDE

Dallas Mavericks

Table of Contents

THE ORGANIZATION	03
Staff Directory	04
Executives	07
Assistant Coaches	09
Basketball Operations	12
Medical Staff	14
American Airlines & Community	15
PLAYERS	25
2024-25 Roster	26
Spencer Dinwiddie	27
Luka Dončić	31
Kessler Edwards	41
Danté Exum	43
Daniel Gafford	46
Jazian Gortman	49
Quentin Grimes	50
Jaden Hardy	52
Kyrie Irving	54
Maxi Kleber	61
Dereck Lively II	64
Naji Marshall	66
Markieff Morris	68
Dwight Powell	72
Olivier-Maxence Prosper	76
Klay Thompson	78
P.J. Washington Jr.	83
Brandon Williams	85
THE NBA	87
NBA Offices/Dates	88
OPPONENTS	91
Atlanta Hawks	91
Boston Celtics	93
Brooklyn Nets	95
Charlotte Hornets	97
Chicago Bulls	99
Cleveland Cavaliers	101
Denver Nuggets	103
Detroit Pistons	105
Golden State Warriors	107
Houston Rockets	109
Indiana Pacers	111
Los Angeles Clippers	113
Los Angeles Lakers	115
Memphis Grizzlies	117
Miami Heat	119
Milwaukee Bucks	121
Minnesota Timberwolves	123
New Orleans Pelicans	125
New York Knicks	127
Oklahoma City Thunder	129
Orlando Magic	131
Philadelphia 76ers	133
Phoenix Suns	135
Portland Trail Blazers	137
Sacramento Kings	139
San Antonio Spurs	141
Toronto Raptors	143
Utah Jazz	145
Washington Wizards	147
G League Contacts	149
HISTORY	159
Team Rosters 1980-2024	160
Rosters By Numbers	248
Collegiate Breakdown	250
Yearly Statistics	251
Yearly Rosters	253
Mavericks of the Past	257
Draft Recaps	313
All-Time Transactions	319
NBA Leaders	337
Honor Roll	339
History	340
Mavs Lists	355
RECORDS	366
Regular Season	367
Intro	377
AAC	378
PLAYOFFS	384
All-Time Results	385
Playoffs	391
MEDIA	400
Media Information	401
Basketball Communications Staff	403
Mavericks Broadcasters	405
2024-25 Schedule	407
REVIEW	409
2023-24 Season In Review	410
2023-24 Final Statistics	418
Season Statistics	419
Season Results	420
Team Breakdown & Player Highs	421
Game-By-Game Stats	422
Superlatives	424
Season Miscellaneous Stats	425
Quarter Scoring Breakdown	426
Head-To-Head Wins	427
Individual Records & Leaders	428
Team Rankings	429
Opponent & Statistical Rankings	430
Ads #2	432

ORGANIZATION

STAFF DIRECTORY
EXECUTIVES
BASKETBALL STAFF
MEDICAL STAFF
AMERICAN AIRLINES CENTER
COMMUNITY RELATIONS
NBA CARES
MAVS ACADEMY
INTERNET & STREET MARKETING
ARENA ENTERTAINMENT
MAVS MASCOTS

DALLAS MAVERICKS

The information contained in this publication was compiled bu the Dallas Mavericks and is provided as a courtesy to our fans and the press and may be used only for personal or editorial purposes. Any commercial use of this information is prohibited without prior written consent of the Dallas Mavericks.

All NBA and team insignia depicted in this publication are the property of NBA Properties, Inc. and the respective teams of the NBA and may not be reproduced for commercial purposes without the prior written consent of NBA Properties, Inc.

© 2024 Dallas Mavericks

MAVERICKS STAFF

OFFICES

American Airlines Center	2500 Victory Avenue, Dallas, TX 75219
Mavericks Practice Facility	1530 Inspiration Drive, Dallas, TX 75207
Administrative Offices	1333 North Stemmons, Suite 105, Dallas, TX 75207, (214) 747-6287
Mavericks PR	214-655-4660
Website	mavs.com

EXECUTIVE

Governor	Patrick Dumont
Chief Executive Officer	Cynt Marshall
Sr. Director of Business Operations	Candice Hicks-Coleman
Executive Assistant	Tasha Cox

LEGAL AND COMPLIANCE

General Counsel & Chief Ethics Officer	Sekou Lewis
VP of Compliance	Keshia Robinson
Associate Counsel	Faheem Fazilli
VP, Legal Operations	Nwayne Davis
Chief of Staff	Carrie Quirk
Office Manager	Patricia Mabry

BASKETBALL OPERATIONS

GM/President of Basketball Ops	Nico Harrison
Asst. GM/VP of Player Personnel	Michael Finley
VP & Chief of Staff, Basketball Ops	Khalia Collier
Assistant General Manager	Matt Riccardi
VP of Salary Cap & Strategy	Andrew Baker
Texas Legends GM/Dir. of Player Personel	Terry Sullivan
Head Coach	Jason Kidd
Assistant Coach	Sean Sweeney
Assistant Coach	Jared Dudley
Assistant Coach	Alex Jensen
Assistant Coach	Eric Hughes
Assistant Coach	Darrell Armstrong
Assistant Coach	Josh Broghamer
Assistant Coach	Marko Milić
Assistant Coach	God Shammgod
Assistant Coach	Keith Veney
Coaching Consultant	Frank Vogel
Quality Control Coach	Shannan Lum
Director of Team Operations	Kristy Laue
Director of Player Relations	Brandon Barkley
Basketball Operations Coordinator	Chris White
Basketball Operations Coordinator	Kamran Khan
Basketball Ops. Coord. (Texas Legends)	Brian Grant
Practice Facility Manager	Charles Hooks
President of Security	Dwayne Bishop
Sr. Director of Team Security	Kevin Jackson
Director of Team Security	Brian Kinzig
Director of Team Security	Derek Earls
Team Security	Edson Cardoso
Team Security	Bob Motyka
Director of Player Health & Performance	Johann Bilsborough
Head Athletic Trainer	Dionne Calhoun
Director of Rehabilitation/Asst. Trainer	Brandon Gilliam
Assistant Athletic Trainer	Jana Austin
Physical Therapist & Athletic Trainer	Brian Dolan
Asst. Athletic Trainer & Rehab. Coord.	Chris Dolan
Director of Sports Psychology	Don Kalkstein
Dir. of Mental Performance & Development	Rico Hall
Head Strength & Conditioning Coach	Keith Belton
Asst. Strength and Conditioning Coach	Elbert Denina
Asst. Strength and Conditioning Coach	Jordan Forget
Asst. Strength and Conditioning Coach	Dwain Bradshaw
Asst. Strength and Conditioning Coach	Brandon Joyner
Strength and Conditioning (Texas Legends)	Thomas Suh
Performance Dietitian	Charles Ashford
Head Equipment Manager	Kory Johnson
Assistant Equipment Manager	JT Elkin
Director of Pro Personnel & International	Makhtar Ndiaye
Director of Scouting	Jason White
Director of Pro Personnel	Dave Pendergraft
Scout	Jim Kelly
Scout	Darren Tillis
Scout	Walker Russell
Scout	Tracy Webster
Scout	Tony Delk
Scout	Brent Booker
Scout	Tamara Moore
Scout (International)	Lisandro Miranda
Scout (International)	Lojze Milosavljevic
Scout (International)	Roberto Carmenati
Advance Scout	Drew Perry
Advance Scout	Evan Orzolek
Director of Analytics	James Brocato
Analytics Coach	Samuel Gelfand
Salary Cap & Strategy Associate	DJ Sewell
Data Engineer/Analyst	Burak Can Koç
Software Engineer	Marc Oelkers
Jr. Software Engineer	Tariq Rahman
Executive Assistant	Lisa Phan
Texas Legends Head Coach	Jordan Sears
Head Video Coordinator	Max Hooper
Video Coordinator	Cory Jefferson
Assistant Video Coordinator	Steve Zamarripa
Assistant Video Coordinator	Riley Crean
Assistant Video Coordinator	Corey Wheeler
Operations Analyst	Rodney Roeske
Head Chef	Alexia Grant
Chef	DayJus Hill
Chef	Romario Henry
Chef	Raymond James

HUMAN RESOURCES

Chief People Officer	Tarsha Lacour
HR Business Partner	Anthony Randall
Sr. HR Business Partner	Jessica Sabedra
Associate HR Business Partner	Jennifer Fletcher
HR Recruiting Coordinator	Angela Nguyen
Director, HR/Payroll Systems & Processes	Bobbi Jo Cheney
Chief Diversity Officer	Gail O'Bannon
Sr. Diversity & Inclusion Manager	McKenzie Watts
Player Development Director	Rolando Blackman
Inclusion Ambassador	Shawn Marion
Inclusion Ambassador	Chris Arnold
Director of Payroll	Valerie Kline
HR Coordinator	Nancy Solley
Executive Assistant	Luccia Sixtos

FINANCE

Chief Financial Officer	Matt Wojciechowski
Chief Financial & Information Officer	James Thomas
Sr. VP of Business Development	Ronnie Fauss
VP of Finance	Will Gough
Director of Accounting	Nina Moreno
Director of Programs	Anisha Patel
Senior Accountant	Jana Fleming
Senior Accountant	Diandra Bullock
Senior Accountant	Annie Gallagher
Senior Financial Analyst	Greg Trejo
Accounts Payable Manager	April Davis
Accounts Payable Specialist	Vanessa Villegas

TECHNOLOGY

Sr. VP of Technology	Phillip McKibbins
Director, End User & Systems Support	Eugene Taber
Network & Server Administrator	Brett Noland
End User & Systems Support	Abraham Trinidad
End User & Systems Support, Jr.	Harry James
SVP, Strategy	Kyle Burkhardt
Sr. Director of Analytics	Chris Davidson

BASKETBALL COMMUNICATIONS

Vice President of Basketball Comms.	Victoria Martinez
Director of Basketball Communications	Alan Rakowski
Basketball Comms. Manager	Kristen Deahl
Basketball Comms. Coordinator	Tien Le

CORPORATE COMMUNICATIONS AND EVENTS

SVP of Corp. Comms, Content & Events	Erin Finegold White
Corporate Communications Manager	Collin "CK" Kim
Corporate Communications Manager	Lauren Wyatt
Events Director	Ashley Gambino
Events Manager (Internal)	Isaac Arrington
Sr. Events Manager	Araceli Colmenero
Influencer and Events Manager	Lindsay Oster
Digital Content Reporter	Dwain Price
Digital Content Reporter	Eddie Sefko
VP of Digital Content	Mike Marshall
Photography Team Lead	Vernon Bryant
Executive Producer - Digital Content	Nathan Davis
Assistant Photographer	Allison Chu
Off Court Video Lead	Andrew Castillo
Off Court Photographer	Roberto Hernandez
Sr. Creative Producer	Myles Tanner
Senior Manager of Photography	Monica Borja
Digital Videographer	Matthew Johnston
Senior Photographer	Brandon Colston
Digital Content Producer	Sorrya Pech
Broadcast Content Coordinator	Eugenio Gonzalez Lazo
Video Team Lead	Jonathan Lim
Video Producer	Jason Chinnock
Videographer	Levon Harris III
Sr. Production Manager	Matthew Czizek
Sr. Graphic Designer	Earl Childress
Sr. Social Media Manager	Becca Genecov
Senior Social Media Coordinator	Brianna Lewis
Sr. Social Media Coord. - Off-Court	Rashad Fisher
Social Media Manager	Victoria Lanza

EXTERNAL AFFAIRS AND MAVS FOUNDATION

Chief Impact Officer & President, Mavs Found.	Katie Edwards
VP of External Affairs	Hannah Turner
Corporate Social Responsibility Sr. Coord.	Mateo Means
Corporate Social Responsibility Manager.	Emily Honeycutt
Sr. Manager Corp. Social Responsibility - MTA	Sean Reed
Corp. Social Responsibility Manager	Kamri Brown
External Relations Manager	Misaki Collins
Sr. Executive Administrator	Bonnie Pena

MAVS ACADEMY, PLAYER RELATIONS

SVP Player Relations, Mavs Acad., Mavs Gaming	Greg Nared
Sr. Dir. of Mavs Academy and Mavs Gaming	Brad Freeman
Mavs Academy Director	Ben Hunt
Sr. Dir. of Mavs Academy and Player Rel.	Ronard Patton
Mavs Academy Coordinator	Jason Wingate
Mavs Academy Coordinator	Candice Isaac
Mavs Academy Coordinator	Carolee Dillard
Player Relations Coordinator	Brittany McGee
Sr. Coordinator Mavs Acdemy	Murphy DiRosa
Mavs Academy Manager	Kristin Grassi
Executive Assistant, Gaming/PR/Youth BB	Jacqueline Morgan

MARKETING AND BRAND IDENTITY

VP of Marketing	Derek Diaz de Leon
Sr. Marketing Director - Ticketing	Courtney Hunt
Sr. Marketing Project Manager	Sylvia Covarrubias
Marketing Project Manager - Ticketing	Bryanna Sims
Marketing Project Manager	Nohely Galindo
Marketing Director - MTA	Yanina Gonzalez
Sr. Marketing Coordinator	Stephanie Sierra
Marketing Director - Sponsorship	Alexandria Williams
VP of Brand Identity	Alison Panasik
Director of Brand Identity	Alison Lewis
Sr. Creative Director	Matt Hoffer
Sr. Graphic Designer	Mike Lopez
Project Manager	Alyssa Glaspie
Graphic Designer	Brenda Cazarez
Graphic Designer	Brian Morren
Graphic Designer	Mihelle Resendiz
Graphic Designer	Barbara Hernandez
Sr. Graphic Designer	Jacob Johnstonbaughn
Sr. Graphic Designer	Jacob Martinez
Director of Digital Products	Gabe Flores
Sr. Digital Manager	Adam Wermuth
Website Manager	Matt Tierney
Email Marketing Manager	Lauren O'Connell
Paid Media Specialist	Jennifer Rizzo
VP of Creative Marketing	Todd Brashear

MERCHANDISE AND BRAND IDENTITY

Sr. Director of Merchandise	Farah Gillani
e-Commerce Coordinator	Cortlyn Jones
Merchandise Coordinator	Grant Bowman
Customer Service Representative	Madison Knott
Assistant Buyer	Camryn Speese

MASCOTS

Mascot	Byron Arnold
Mascot	Ted Ovletrea
Entertainment Manager	Joe Scrivner

TICKET SALES, SERVICE & ADMINISTRATION

Chief Revenue Officer	Theo Hodges IV
Chief of Staff to CRO	Olivia Hayden-Pless
Director of Premium Sales	Stephen Mudd
Senior Premium Sales Executive	Ernest Rangel
Premium Sales Executive	Will Jamison
Sr. Vice President of Ticket Sales	Scott Trible
Dir. of New Season Ticket Sales	Kyle Gillespy
Account Executive	Kaiden Anderson
Senior Account Executive	Ashley Byrd
Account Executive	Sydney Kuby
Account Executive	Scott Chenault
Account Executive	Codi Cruikshank
Inside Sales Representative	Hannah English
VP of Guest Experience	Gina Chapa
Guest Experience Manager	Alexandra Accetta
VP, Customer Service & Fan Experience	Danielle Mansell
Director of Service & Retention	Kenny Bunch
Service & Retention Executive	Maggie Abel
Premium Services Account Manager	Claire Gerhardt
Premium Services Account Manager	Heather Rojas
Premium Services Account Manager	Maricsa Perez
Fan Experience Manager	Cory Webb
Service & Retention Executive	Hayley Jones
Service & Retention Executive	Jason Sivils
Service & Retention Executive	Jordan Key
Service & Retention Executive	Morgan Barrentine
Service & Retention Executive	Rachael Skinner
Service & Retention Executive	Tyler Badt
Service & Retention Executive	Jay DeLage
Service & Retention Executive	Spencer Whitcher
Service & Retention Executive	Dylan Burson
Sr. Manager, Group Sales	Matt Fontana
Sr. Account Executive - Group Sales	Marquise Greene
Group Account Executive	Breanna Kellogg
Group Account Executive	Harrison Bucher
Group Account Executive	MJ Morgan
Group Account Executive	Michael Hand
Group Experience Sr. Coordinator	Morgan Hamilton
VP of Ticket Administration	Mike Childers
Sr. Director of Ticket Administration	Shayne Ballard
Director of Ticket Operations	Simone Hogan
Ticket Operations Manager	Aubrey Molina
Ticket Operations Coordinator	David Yri
Ticket Operations Coordinator	Brant Parker

OPERATIONS

SVP of Basketball and Arena Development	Steve Letson
VP of Operations	Jacob Taylor
Director of Operations	Eric Philibert
Facility Administrator	Doug Rumbo
Business Operations Manager	Andrew Dunlevy
Director, AV & Arena Technologies	Scott Powers
AV & Arena Technologies Coordinator	Will Burseen
IT & Engineering Administrator	Rodney Roeske
VP of Entertainment and In-Game Experience	Jonathan Kornblith
Director of Game Presentation	Ryan Rosenbaum
Sr. Creative Producer	Eric O'Donnell
Sr. Manager Entertainment	Ivy Awino
Sr. Motion Graphics Designer	Manny Jimenez
Video Producer	Carla Janeway
Production Manager	Melissa Nehr
Creative Producer	Dalton Tarver

CORPORATE SPONSORSHIPS

VP International Strategy	Patrick Sorensen
Sr. Director of Strategy & Operations	Carrie Quirk
Analytics Manager	Anees Khandoker
CRM Manager	Anna Koremblum
Sr. Analyst of Partnership Analytics	Umar Ali
Business Intelligence Analyst	Aahliyah Jackson

CORPORATE SPONSORSHIPS

Senior VP of Corporate Sponsorship Sales	Brittanie Boyd
VP of Corporate Sponsorship Sales	Billy Phillips
Senior Dir. of Corporate Sponsorships	Desiree Scott
Senior Dir. of Corporate Sponsorships	Kyle Tapply
Senior Dir. of Corporate Sponsorships	Kory Nix
Senior Dir. of Corporate Sponsorships	Clay Christopher
Sr. Director of Corporate Sponsorships	Mike Mattocks
Director of Corporate Sponsorships	Connor Terry
Sr. Corporate Sales Executive	Brooke Roshell
Sponsorship Operations Manager	Karolina Cruz
Manager of Sponsorship Development	Joe Luby
Director of Sponsorship Operations	Spencer Santora
VP of Partnership Activations	Kim Francois
Dir. Corp. Sponsorships Activations/Acct.	Victor Ribakare
Senior Activation Manager	Lauren Collins
Sponsorship Activation Manager	Lindsey Jenkins
Sponsorship Activation Manager	Michael Ireland
Sponsorship Activation Manager	Sunny Shetty
Sponsorship Activation Manager	Austen Reed
Activation Coordinator	Daija Douglas
Activation Coordinator	Brianna Mathis
Activation Coordinator	KC Nlemchi
Sponsorship Media/Asset Coordinator	Mackenzie Van Valey
Sponsorship Media Coordinator	Alexandria Burris

BROADCAST

VP & Executive Producer of Broadcast	Dave Keeney
Vice President of Broadcast Coordination	Ethan Armstrong
Senior Broadcast Content Producer	Jessica Armstrong
Play-by-Play Announcer	Mark Followill
Broadcast Manager	Julian Ochoa

Patrick Dumont, Governor

Patrick Dumont became the Dallas Mavericks governor and representative to the NBA Board of Governors on Dec. 27, 2023, after the Adelson-Dumont family purchased the majority controlling interest in the franchise from Mark Cuban. This marked the first change of ownership for the team since Cuban bought the team from Ross Perot Jr. on Jan. 4, 2000.

After serving in a variety of positions since joining Las Vegas Sands in June 2010, Patrick has served as President and Chief Operating Officer since January 2021. He is also a member of the company's Board of Directors.

Throughout his tenure, Patrick has been instrumental in successfully leading key financial and business initiatives for the company. With more than 25 years of experience in finance, corporate strategy and management, he has a proven track record in designing and executing financial and business strategies that maximize company performance, empower employees and provide support to the local community.

Dumont earned a Bachelor of Science in Mechanical Engineering from Johns Hopkins University and a Master of Business Administration from Columbia Business School. Dumont hails from Brooklyn, New York, and resides in Las Vegas, Nevada.

Cynt Marshall, Chief Executive Officer

Cynt Marshall has been a dynamic force for inclusion and diversity within the Mavericks organization and over a 36-year career at AT&T. When Cynt was hired as the CEO of the Mavs in March 2018, she set her sights on a culture transformation. Her vision was for the Mavericks organization to become the NBA standard for inclusion and diversity. Cynt brought transparency, trust and her values-based leadership style that evolved the company culture in her first 100 days. The Dallas Mavericks have twice received the NBA's Inclusion Leadership award.

Prior to her joining the Mavs, Cynt founded Marshalling Resources, a consulting firm specializing in Leadership, Diversity & Inclusion, Culture Transformation and overall optimization of people resources. Upon the company naming its first Chief Inclusion Officer in June 2017, Cynt worked with The Dow Chemical Company to develop and implement a strategy for institutionalizing an inclusive culture. Dow was named to DiversityInc's Top 50 list in 2018 and every year since, claiming the number 7 spot in 2023. The company is also now recognized on Fortune's Great Place to Work lists.

Cynt's notoriety began many years ago as a young Officer at AT&T and grew exponentially when she served as Senior Vice President – Human Resources & Chief Diversity Officer at AT&T. There she was responsible for identifying and developing leaders, aligning employees with the company's vision and priorities, overseeing major business unit HR support, developing and executing the company's diversity, equity and inclusion strategy and skills transformation initiatives. Cynt led the team that created a world class Diversity and Inclusion culture, landing AT&T in the top 3 on Diversity Inc's 2017 Top 50 list of companies. She also spearheaded the work that for the first time placed AT&T on *Fortune's 100 Best Companies to Work For* list in 2017, one of only two Fortune 50 companies.

Before her SVP-Human Resources and Chief Diversity Office roles, Cynt served as President-AT&T North Carolina where she became the first African-American chair of the North Carolina State Chamber of Commerce. Prior to her North Carolina appointment, Cynt held a variety of executive line and staff, technical and non-technical positions at AT&T and its predecessor companies.

Widely recognized for her visionary leadership and ability to get things done Cynt is the recipient of several honors and awards, including the 2022 Dallas Holocaust and Human Rights Upstander award. In 2021, Forbes named Cynt one of 15 of the world's most inspiring female leaders, Dallas WISE (Women In Sports and Events) honored her with the inaugural Women of Inspiration award, The Women's Forum of New York bestowed the Elly award, and Texas Women's University recognized Cynt with the Virginia Chandler Dyke Leadership award. Cynt received the 2020 Girl Scouts of America Lifetime Achievement award and was touted as one of *Adweek*'s 30 Most Powerful Women in Sports. In 2019, Cynt was honored with the Women of Power Legacy Award by *Black Enterprise* and was the recipient of the National ATHENA® Leadership Program Award. This annual award is presented by chambers of commerce, women's organizations and universities worldwide. In 2017, Cynt was honored by *The Network Journal* as one of the 25 Most Influential Women in Business and was honored with the ATHENA® Leadership Program Award by the Dallas Regional Chamber, which recognizes exceptional women who excel in their careers, contribute to their communities and develop women leaders. In March 2020 and several times prior, Cynt was selected as one of the "50 Most Powerful Women in Corporate America" by *Black Enterprise* magazine and named to *Ebony* magazine's 2016 "Power 100" list. In 2014, industry analysts and members of the press conferred on Cynt the *HR Executive of the Year - Best in Biz Award*. For her efforts on behalf of the people of North Carolina, in 2013 Cynt received the prestigious *Leadership North Carolina Governor's Award*, which honors just one citizen each year for lifetime achievements.

Cynt graduated from the University of California-Berkeley with degrees in Business Administration and Human Resources Management and holds four honorary Doctorate degrees. She also earned a Diversity and Inclusion Certificate from Cornell University. Cynt has chaired a variety of non-profit boards and currently serves on the board of Dallas CASA (chair), Dallas Regional Chamber, Texas Women's Foundation, Texas 2036, T.D. Jakes Foundation, Executive Leadership Council (ELC), and is a member of the University of California at Berkeley Board of Visitors and the International Women's Forum. She is also on the corporate Board of Directors of BGSF Staffing, JELD-WEN, Chime Financial, Inc. and Yahoo. Cynt is the co-founder of the National Utilities Diversity Council (NUDC), the California Emerging Technology Fund (CETF) and Pro Sports Assembly.

Cynt's first book, *You've Been Chosen*, was released in September 2022 and was nominated for an NAACP Image award. She grew up in Richmond, California and lives in Dallas, Texas. Cynt and her husband, Kenneth Marshall, have four adult children.

Nico Harrison, General Manager

Nico Harrison was named general manager of the Dallas Mavericks on June 28, 2021. In his first season leading the Mavs, the team posted a 52-30 record and advanced to the 2022 Western Conference Finals. Harrison's tenure, which saw the August 2021 signing of Luka Dončić to his record-setting rookie supermax extension deal and the 2023 NBA Draft selections of Dereck Lively II and Olivier-Maxence Prosper, also includes the recent 2023-24 trade deadline acquisitions of Daniel Gafford and P.J. Washington Jr., which helped propel Dallas to its fifth division title in team history and third NBA Finals appearance in franchise history.

Harrison joined the Mavericks after spending 19 years at Nike, where he most recently held the title of Vice President of North America Sports Marketing. In his role, Harrison worked closely with many of the brand's star players, including Hall of Famers Kobe Bryant and Michael Jordan.

Prior to joining Nike in 2002, Harrison played professional basketball in Belgium for over six years.

Harrison spent his final three collegiate seasons at Montana State University after transferring from Army West Point. He was a three-time, first team All-Big Sky selection and eclipsed 1,000 points in his three years at MSU. As a senior in 1995-96, Harrison led the Bobcats to a berth in the NCAA Tournament.

The Spokane, Washington, native was also named an Academic All-American and a two-time winner of the Arthur Ashe Jr. Scholar-Athlete Award during his career at MSU. He was inducted into the Bobcat Athletics Hall of Fame in 2015.

Jason Kidd, Head Coach

Jason Kidd is entering in his fourth season as head coach of the Dallas Mavericks. In his first season as head coach, he led the Mavs to a 52-30 record and an appearance in the 2022 Western Conference Finals. Kidd was also named the Western Conference Coach of the Month for games played in March/April of 2022 after closing out the season with a 16-5 record in those months. His team has posted two seasons with at least 50 wins in his three seasons as head coach (52 in 2021-22 and 50 in 2023-24). In 2023-24, Kidd led the No. 5 seed in the Western Conference Dallas Mavericks to an NBA Finals appearance, beating the L.A. Clippers, Oklahoma City Thunder and Minnesota Timberwolves in the process.

Kidd, who was inducted to the Naismith Memorial Basketball Hall of Fame in 2018, was named the 10th head coach in Mavericks history on June 28, 2021. He is in his third stint in Dallas after spending eight of his 19 seasons as a player with the team and helping the Mavericks to the 2011 NBA title.

Kidd joined the Mavericks after most recently serving two seasons as an assistant coach with the Los Angeles Lakers, where he was part of the franchise's 2020 NBA championship season.

Kidd's coaching career began in 2013 when he helmed the Brooklyn Nets for one season. He is the third person since the NBA-ABA merger (1976) to become a head coach in the season after he retired as a player. As a rookie head coach, Kidd earned a pair of Eastern Conference Coach of the Month awards (January and March), leading the Nets to 44-38 record and an appearance in the Eastern Conference Semifinals.

On July 1, 2014, Kidd became the head coach of the Milwaukee Bucks in a transaction that sent two second round draft picks to Brooklyn (2015, 2019). He became the first coach in NBA history to lead two teams to the postseason in his first two seasons after helping the Bucks to a 41-41 record and improving on their 15-win season from a year earlier. Kidd finished third in NBA Coach of the Year voting following the 2014-15 season.

In three-plus seasons with Milwaukee, Kidd amassed a 139-152 record and appeared in the playoffs twice before parting ways with the franchise midway through the 2017-18 season.

Kidd was drafted second overall by the Mavericks in 1994 NBA Draft and spent two-and-a-half seasons in Dallas before being traded to Phoenix during the 1996-97 campaign. He shared Rookie of the Year honors with Grant Hill after averaging 11.7 points, 5.4 rebounds and 7.7 assists in his first season.

Kidd returned to Dallas from New Jersey in an eight-player trade in February 2008. Following the trade, Kidd teamed up with former Mavericks superstar Dirk Nowitzki and together they led the Mavericks to the 2011 NBA title, defeating Miami 4-2 to bring the Larry O'Brien Trophy to DFW.

He averaged 12.6 points, 6.3 rebounds, 8.7 assists and 1.9 steals in 1,391 games (1,350 starts) with Dallas, Phoenix, New Jersey and New York. In 500 games with Dallas (all starts), he averaged 10.5 points, 5.5 rebounds, 8.4 assists 1.9 steals and 34.6 minutes.

Kidd's 12,091 career assists and 2,684 career steals are the second-most in NBA history behind John Stockton. His 107 career triple-doubles represent the fourth-most in NBA history. Kidd was a 10-time NBA All-Star, five-time All-NBA First Team selection and four-time All-Defensive First Team pick.

Kidd played two seasons at the University of California. The Oakland, California, native led the Golden Bears to consecutive appearances in the NCAA Tournament and, as a sophomore, was an All-American and the Pac-10 Player of the Year. He also won two Olympic gold medals as a member of Team USA (2000, 2008).

Sean Sweeney, Assistant Coach

Sean Sweeney joined the Dallas Mavericks as an assistant coach in July 2021. During his time in Dallas, the Mavericks have made two Western Conference Finals appearances (2022 and 2024) and reached the NBA Finals in 2024.

Prior to coming to Dallas, Sweeney spent three seasons as an assistant coach with the Detroit Pistons and four seasons as an assistant coach with the Milwaukee Bucks.

Sweeney's NBA career began with Brooklyn Nets where he started as video coordinator before being named assistant coach in advance of the 2013-14 season. Sweeney previously worked with head coach Jason Kidd in both Milwaukee and Brooklyn.

Sweeney served as video coordinator for the University of Northern Iowa and was the director of basketball operations at the University of Evansville. He also held assistant coaching positions at the Anoka Ramsey Community College (Cambridge, MN) and the Academy of Art University in San Francisco. He also served as an assistant coach for the Slovenian national team in the summer of 2024.

The Saint Paul, Minnesota, native played one season at the University of Wisconsin-Green Bay before transferring home to the University of St. Thomas (Saint Paul) where he was a three-year starter and earned all-conference honors as a senior in 2005-06.

Jared Dudley, Assistant Coach

Jared Dudley enters his fourth season as an assistant coach with the Dallas Mavericks. He transitioned to an assistant coaching role with the Mavericks ahead of the 2021-22 season directly following a 14-season NBA career. He spent the last two seasons of his playing career with the L.A. Lakers, where he was a part of the team that won the 2020 NBA title.

Dudley played for Charlotte (2007-08), Phoenix (2008-13, 2016-18), the L.A. Clippers (2013-14), Milwaukee (2014-15), Washington (2015-16), Brooklyn (2018-19) and the Lakers (2019-21). He was selected 22nd overall by the Bobcats in the 2007 NBA Draft.

The San Diego native owns career averages of 7.3 points, 3.2 rebounds, 1.2 assists and 22.3 minutes in 904 games (286 starts). Dudley was a member of six playoff teams, playing in 44 postseason games (two starts) and averaging 4.2 points, 1.8 rebounds and 1.1 assists with the Suns, Clippers, Bucks, Nets and Lakers.

Dudley was a four-year starter at Boston College and averaged 15.9 points, 7.2 rebounds, 3.0 assists and 1.4 steals in 36.4 minutes over 130 games for the Eagles. As a senior, he was the ACC Player of the Year, Second Team All-America and All-ACC First Team. Dudley garnered Big East Most Improved Player and All-Big East First Team honors following his sophomore season after being selected to the Big East All-Freshman Team a season earlier.

Dudley and his wife, Christina, have three children, Jaylin, Justus and Jolee.

Alex Jensen, Assistant Coach

Alex Jensen joined the Dallas Mavericks as an assistant coach in July 2023. Prior to coming to Dallas, Jensen spent 10 years as an assistant coach with the Utah Jazz since 2013-14. His coaching career began with Saint Louis University (2007-2011), and from there he went on to the Canton Charge, where he was the 2013 D-League Coach of the Year.

Jensen has also spent time as a court coach at the 2018 USA Men's National Team minicamp in advance of the 2018 FIBA World Cup and more recently served as head coach of the 2022 USA Basketball AmeriCup team. He also has seven years of international experience as an assistant with the German National Team.

Jensen enjoyed a seven-year professional career that saw him play internationally in Turkey, Spain, and Japan, A standout player at the University of Utah, he helped the Utes to the 1998 NCAA National Championship where they fell to Kentucky.

Eric Hughes, Assistant Coach

Eric Hughes enters his second season with the Dallas Mavericks as an assistant coach. Prior to joining Dallas, he served as an assistant coach for the Philadelphia 76ers for three seasons (2020-23). Prior to Philadelphia, Hughes held coaching roles with Milwaukee, Brooklyn and Toronto. Before his stint with the Raptors, Hughes worked as the Director of Summer Player Development for Goodwin Sports Management in Seattle for five years (2002-07), creating workout programs and training NBA players. He also served as the head coach at Spokane Community College in Spokane, Washington, during that time. Additionally, Hughes was as an assistant at the University of Washington, as well as the University of California, Berkeley.

A 1989 graduate of California State University, East Bay, Hughes went on to receive a master's degree from Illinois State in 1991. A native of Oakland, California, Hughes and his wife Kristin have two sons, Alexander James (AJ) and Ryan Christopher.

Darrell Armstrong, Assistant Coach



Former Maverick Darrell Armstrong begins his 17th season as an assistant coach after joining Dallas midway through the 2008-09 campaign. For nine summers, Armstrong was the top assistant coach of the Mavericks summer league teams that played in Orlando and Las Vegas.

Armstrong brings 16 years of NBA experience as a player to the bench as he assists with player development.

After going undrafted out of Fayetteville State, Armstrong played in the Global Basketball Association and the United States Basketball League as well as in Cyprus and Spain. Armstrong was eventually signed as a free agent by the Orlando Magic, thus beginning a career that saw him play 14 seasons in the NBA with Orlando, New Orleans, Dallas, Indiana and New Jersey. He played in 840 NBA games and holds career averages of 9.2 points, 4.0 assists and 1.3 steals in 23.7 minutes per game. During his career, Armstrong earned both the NBA's Sixth Man Award and Most Improved Player Award in 1999. He participated in the Slam Dunk Competition at the 1996 NBA All-Star Weekend and was a career 87.1 percent shooter from the foul line. Armstrong was inducted into the Orlando Magic Hall of Fame in February 2020.

Armstrong was traded from New Orleans to Dallas on Dec. 3, 2004, in exchange for Dan Dickau. He played 114 games for the Mavericks until he was traded to Indiana on June 24, 2006. A native of Gastonia, North Carolina, Armstrong has two daughters, Arkia and Mayliah, and one son, Darrell, Jr.

Josh Broghamer, Assistant Coach

Josh Broghamer joined the Dallas Mavericks as an assistant coach in August 2023. Before coming to Dallas, Broghamer worked for the Cleveland Cavaliers from the 2018-19 season to the 2022-23 season as both director of scouting and player development. His other NBA experience includes working for the Milwaukee Bucks under Mavs Head Coach Jason Kidd from 2014-15 to 2017-18 as video coordinator and an assistant coach. Broghamer got his start in the NBA in the video room of the Phoenix Suns during the 2013-14 season. He also has coaching experience from working the U16 USA Basketball camps and Adidas Euro Camp in Treviso, Italy.

Broghamer is from Iowa City, Iowa, and graduated from Northern Iowa University in 2013. He resides in Dallas with his wife, Laurel and son, Lee.

Marko Milić, Assistant Coach

Marko Milić joined the Dallas Mavericks as an assistant coach ahead of the 2022-23 season after spending time with the Basketball Federation of Slovenia, including seven years on the coaching staff, a move that followed a decorated professional playing career.

Milić was the first Slovenian player to be drafted into the NBA when the Philadelphia 76ers selected him in the second round (34th overall) of the 1997 NBA Draft. He was traded to Phoenix in November 1997 and spent two years with the Suns, playing in 44 regular-season games and two playoff games before transitioning back overseas. His professional playing career spanned 21 seasons from 1994 to 2015, and he played in seven different countries (Slovenia, Turkey, Spain, Italy, France, Iran and Kuwait). Among his many accolades, Milić won domestic and European cups with clubs such as Real Madrid (Spain), Fenerbahce (Turkey) and Fortitudo Bologna (Italy). His No. 12 was retired by Union Olimpija in 2015, only the second number to be retired by the team.

Upon the conclusion of his playing career, Milić earned a FIBA Level 1 coaching license and proceeded to be a key member of the Basketball Federation of Slovenia. He is currently head of the National Senior Team which won the European Championship in 2017 and reached the semifinals of the Tokyo 2020 Olympic Games. Milić is also part of the NBA European Ambassador program, regularly coaching at youth camps across the continent.

Milić and his wife, Vesna, who is also an accomplished basketball professional at the international level, have three daughters.

God Shammgod, Assistant Coach



God Shammgod starts his ninth season as a player development coach for the Dallas Mavericks. Prior to joining team, Shammgod was a player development coach at Providence College from 2012-15, where he worked with players such as Bryce Cotton and Kris Dunn.

In his role, Shammgod helps Mavericks players develop their basketball skills through various on-court drills and serves as an assistant coach on the defensive side of the ball. He has also worked as an assistant coach on the Mavericks summer league teams.

Shammgod was selected after his sophomore season by the Washington Wizards in the second round (45th overall pick) of the 1997 NBA Draft. He appeared in 20 games for the Wizards in 1997-98, before playing professionally in other leagues both domestically and overseas. His international playing experience included stints in Poland, China, Saudi Arabia, Kuwait and Croatia. Shammgod earned league MVP honors twice while playing in China.

A native of New York, Shammgod averaged 10.3 points, 6.6 assists, 2.0 rebounds, 2.0 steals and 32.5 minutes per game in his two seasons at Providence. In his first year with the Friars, he set the Big East freshman assist record en route to being named to the Big East All-Rookie Team. As a sophomore, he led the Friars to the 1997 Elite Eight, where they lost to eventual NCAA champion Arizona Wildcats in overtime.

Keith Veney, Assistant Coach



Keith Veney enters his second season with the Dallas Mavericks, joining the team from the Shot Doc Shooting Academy which he started in 2009 to train NBA and WNBA players, along with holding camps and clinics across the world.

Prior to that he spent time with Nike from 2000-08. Veney played five seasons overseas in France, Iceland, Israel, Poland and Dominican Republic. Veney played in the NBA Summer League with the Sacramento Kings and went to camp in 1999. He still holds the NCAA record for most 3-pointers in a single game (15) and the most 3-pointers in a single game by a freshman (11) twice. He ended college holding the NCAA record for most 3-pointers in a career (410), most games with double digit 3-pointers (6), and most 3-pointers in a season (135). Veney holds the European record for most 3-pointers in a single game (12) in Iceland. He has trained players like Malcolm Brogdon, Caron Butler, and Steve Francis, among others.

Michael Finley, Assistant General Manager/VP of Basketball Operations



Michael Finley begins his 11th season in the Mavericks' front office and his third as assistant general manager/vice president of basketball operations. He had previously served as vice president of basketball operations and assistant VP of basketball operations. In his current role, Finley assists Mark Cuban and Nico Harrison with all aspects of basketball operations.

Finley was selected in the first round (21st overall) of the 1995 NBA Draft by the Phoenix Suns and was named to the First Team All-Rookie Team. On Dec. 26, 1996, Finley was traded to the Mavericks along with Sam Cassell, A.C. Green and a second round pick in exchange for Jason Kidd, Tony Dumas and Loren Meyer. He played with the Mavericks from 1996-2005 and was as two-time All-Star (2000, 2001).

In 15 seasons with four teams (Phoenix, Dallas, San Antonio, Boston), Finley averaged 15.7 points, 4.4 rebounds and 2.9 assists in 1,103 games. In Mavericks history, he ranks fifth in points (12,389), fifth in rebounds (3,245), ninth in assists (2,393), fifth in field goals (4,834), third in 3-point field goals (870), fifth in free throws (1,851), fourth in steals (748), sixth in games (626), fourth in starts (606) and fourth in minutes (24,878). After nine seasons with Dallas, Finley signed with the Spurs in 2005 and was a member of their 2007 NBA championship team. He retired in 2010 after one season with the Celtics.

Born and raised in Maywood, Illinois, Finley attended the University of Wisconsin and graduated with a bachelor's degree in business management. He averaged more than 20 points per game and finished his career as the all-time leading scorer in Wisconsin history. On Feb. 20, 2022, the Badgers retired his No. 24 jersey, only the third in school history to be hung in the rafters. In 2009, Finley began a film production company, Follow Through Productions, LLC. He is a financier and executive producer to several films including Sanctum (2011), Luv (2012), The Day (2012), The Butler (2013), Sneakerheadz (2014), The First To Do It (2015), Franny (2015) and American Made (2017).

Finley's passion for community service became a reality when he created the Michael Finley Foundation in 2003. Its purpose is to help support children and their families reach their fullest potential through education, entrepreneurial mentorship and other programs that emphasize improving the quality of life.

An active real estate investor and venture capitalist, Finley also enjoys playing golf in his spare time. He resides in Plano with his wife and three children.

Khalia Collier, VP & Chief of Staff, Basketball Ops

Khalia Collier begins her third season with the Mavericks as chief of staff in basketball operations. Collier works closely with EVP, Basketball Operations and General Manger Nico Harrison to organize and execute on both short-term projects and strategic initiatives. She is the primary liaison to management in both business and basketball, facilitating planning, collaboration and communication across the organization's departments, as well as within the league.

Collier joined the Mavs after serving as the vice president of community relations for St. Louis CITY SC in Major League Soccer. Prior to that role, she was the president and general manager of the St. Louis Surge professional basketball franchise (GWBA). Before her positions in sports, she was the director of the Institute of Private Business for Saint Louis University. With over a decade of experience in building, transforming and uniting teams, she is excited to join the Mavs family.

Collier received her degree in communications and political science from Missouri Baptist University. When not working, she loves going to new restaurants, playing golf and is looking forward exploring all of what Dallas has to offer with her family.

Matt Riccardi, Assistant General Manager

Matt Riccardi enters his third season with the Mavericks, and second as assistant general manager.

Prior to joining Dallas, Riccardi spent 13 seasons with the Brooklyn Nets, three of which he served as the general manager of the franchise's G League team (Long Island Nets) in addition to his role as director of scouting operations. Riccardi became the second general manager in Long Island history after spending the previous three seasons in a dual role as Long Island's assistant general manager and an NBA scout for the Brooklyn Nets.

Riccardi originally joined the Nets in 2010 as a basketball operations assistant. He later served as basketball operations coordinator, basketball operations manager and senior manager of basketball operations before assuming his role with Long Island prior to the team's inaugural 2016-17 season.

Andrew Baker, VP of Basketball Strategy & Analytics



Andrew Baker joined the Mavericks as the senior director of salary cap and strategy in August 2021. Prior to coming to Dallas, Baker worked for the Brooklyn Nets for five years as the team's strategic planning coordinator before ascending to the organization's director of contract management in July 2018.

Before his time in Brooklyn, Baker was a quality assurance assistant for the San Antonio Spurs (2015-16). The Vero Beach, Florida, native also previously completed internships with the Spurs (basketball administration/legal) and New Orleans Saints (legal).

Baker has a bachelor's in sports management from New York University, where he earned two varsity letters as a member of the men's basketball team. He also holds a Juris Doctor and sports law certificate from Tulane University Law School and is admitted to the New York Bar.

Terry Sullivan, Texas Legends GM/Director of Player Personnel

Terry Sullivan enters his 15th season with the Mavericks and second as GM of the team's G League affiliate Texas Legends. He joined the Mavericks as a video scout for the 2010-11 championship campaign and served in that role until 2015 before being promoted to the front office. Sullivan also completed three-year stints as the director of internal analytics and director of basketball administration.

Sullivan plays a key role in the team's roster construction by thoroughly evaluating players at all levels - NBA, G-League, collegiate & international - while also continuously assessing current Mavs players. He participates in the Mavericks' draft, trade and free agency efforts through live scouting, film review and analysis of both advanced statistics and the salary cap. Sullivan is instrumental in the team's draft preparation at the Chicago Combine, both scouting and interviewing prospects. In the offseason, Sullivan guides the team's free agent minicamp and summer league operations.

Previously, Sullivan contributed to team-building efforts by providing detailed, year-round evaluation of the individual progress of Mavericks players. His analysis included thorough review of games, practices and developmental sessions, as well as monitoring trends in the players' cognitive training off the court. Sullivan also developed and administered a basketball comprehension exam used to evaluate the intellectual capacity of draft prospects.

For six seasons, Sullivan hired and oversaw the team's player development interns, a group that played a vital role in practices and game preparation. This program ultimately became one of the premier basketball internships in the league, producing several employees for the Mavericks and around the NBA.

Previously, he was a video coordinator intern for the L.A. Clippers during the 2009-10 season. Prior to his time in Los Angeles, he helped the Catholic University Cardinals reach the postseason as an assistant coach in 2008-09. Sullivan's NBA journey began in 2006 as an athletic training intern for the Washington Wizards.

Sullivan, a Dallas native, attended high school in New Rochelle, New York, and graduated with a B.S. in biology from Providence College in 2008, where he served as a video assistant for the Friars men's basketball team. Sullivan resides in Dallas with his wife, Macy, and their daughter, Eleanor.

Kory Johnson, Head Equipment Manager

Kory Johnson begins his seventh season as head equipment manager after spending the previous 19 seasons with the Hornets/Pelicans organization.

Johnson began working for the Charlotte Hornets in 2000 in the marketing and promotions department. He spent two seasons in that role before becoming the team's assistant equipment manager when the club made moved to New Orleans in 2002. Johnson was promoted to travel coordinator/assistant equipment manager in 2011. During his time with the Hornets/Pelicans, Johnson worked three NBA All-Star games and served as a member of the National Basketball Equipment Managers Association (NBAEMA).

A native of Lexington, South Carolina, Johnson graduated from Newberry College (Newberry, South Carolina) in 2000 with a degree in sports management. He resides in Plano with his wife, Heather, and their sons, Konnor and Landon.

Johann Bilsborough, Director of Performance and Rehabilitation

Johann Bilsborough comes to Dallas after having served as the Director of Performance and Rehabilitation with the New England Patriots.

Prior to this, Johann served as the High-Performance Manager and Director of Sport Science with the Boston Celtics. Johann is a native of Melbourne, Australia where he earned his Ph.D. from the University of Technology Sydney. He also completed a Master's degree in Exercise Science at Edith Cowan University and received a Bachelor's degree in Health Science from the Australian Catholic University. Johann is currently completing a Master's in Data Science and Applied Statistics and currently holds a position as an Honorary Lecturer at University Technology Sydney (UTS) in the School of Sport, Exercise and Rehabilitation.

Dionne Calhoun, Head Athletic Trainer

Dionne Calhoun joined the Mavericks as assistant athletic trainer in 2004. In 2014 he was named associate head athletic trainer, and in 2019 he was named head athletic trainer.

Calhoun has served as an athletic trainer with the USA Men's Senior National Basketball Team in the 2019 FIBA World Championships in Beijing and the 2020 Olympics games in Tokyo. Calhoun has also spent four summers as the athletic trainer for the NBA's Basketball Without Borders program in Africa and four times has worked the Pete Newell Big Man Camp (Las Vegas and Hawaii). During the summer of 2007, he served as an athletic trainer for the Senegalese Men's National Basketball Team.

Before joining the Mavericks, Calhoun served on the San Francisco 49ers training staff for two seasons. Prior to the 49ers, he worked at South Bay Spine and Sport as an athletic trainer designing and implementing post-operative rehab programs and assessing patients. Calhoun received a bachelor's degree in kinesiology, with an emphasis in athletic training, from San Diego State University in 2000. After graduation, he was the head football trainer at Marion Catholic High School (Imperial Beach, CA).

Dionne became interested in the field of athletic training while in high school. With no athletic trainers on site, he observed his basketball and track coaches taping and warming up athletes. This led him to investigate who performs such services for professional and Olympic athletes. That is when Dionne started following Gary Vitti on the sidelines while watching Lakers games.

Born in Compton, Calif., Calhoun graduated from Banning High (Wilmington, CA) in 1995 and is a certified member of the National Athletic Trainers Association (NATA), the National Basketball Athletic Trainers Association (NBATA) and the National Academy of Sports Medicine (NASM), and is licensed as an athletic trainer in the state of Texas. For the 2012-13 season, Calhoun was named David Craig Assistant Athletic Trainer of the Year.

Dionne resides in Dallas with his wife Amy and daughter Thúy Lynn.

AMERICAN AIRLINES CENTER

MAVS FACILITIES

American Airlines Center features state-of-the-art facilities, renovated in 2017, that ensure player health and comfort.

The locker room boasts a facial recognition system, aromatherapy, tunable light system to maximize circadian rhythm, ventilated drawers and a ventilation system to aid in rapid recovery.

Right outside the locker room doors, players have access to a spacious weight room, a full-size practice court with 24-hour access, hot and cold tubs along with a hydro-therapy pool, and a training/rehabilitation center adapted to compensate for NBA-sized athletes.

THE HOME OF THE MAVERICKS

American Airlines Center is home to the Dallas Mavericks, the Dallas Stars and more than 200 premier entertainment events annually. Consistently named one of the top 10 arenas in the world in both *Billboard* and *Pollstar*, American Airlines Center has thousands of sports and entertainment events since opening in July 2001. *Venues Today* magazine named American Airlines Center the fifth-busiest arena in the U.S. and the eighth-busiest in the world in 2017.

American Airlines Center and the surrounding 72-acre Victory Park development comprise the largest Environmental Protection Agency brownfield project in the United States. Anchoring Victory Park, American Airlines Center serves as a backdrop to Dallas's most vibrant urban gathering space.

American Airlines Center's sweeping signature arches, high-tech touches and fan-friendly atmosphere single it out as one of the nation's premier sports and entertainment venues. American Airlines Center's bowl features a one-of-a-kind retractable seating system. This unique patented design reduces the conversion time required to change between basketball, hockey or a concert setting to two hours. The quick conversion time makes it possible to easily host both basketball and hockey the same day, while offering great sightlines for every event.

For more information, please visit www.americanairlinescenter.com.

AMERICAN AIRLINES CENTER HISTORY

The City of Dallas, the Dallas Mavericks and the Dallas Stars formed a private/public partnership to construct American Airlines Center in downtown Dallas. As a result, the Mavericks and Stars committed to remain in Dallas for 30 years. American Airlines Center, the anchor of the Victory Park development, transformed an industrial site into what is considered the new gateway to downtown Dallas. The partnership between the city and the teams was announced on Oct. 3, 1997, with the Dallas City Council approving a master agreement on Dec. 10, 1997. A referendum by Dallas voters passed Jan. 17, 1998. Hillwood, chaired by Ross Perot Jr. was the project's developer. American Airlines Center, Hillwood and the City of Dallas reached a fair-share agreement to include minority participation in the construction of the facility. Hicks, Muse, Tate & Furst, Inc., served as financial advisor for the arena.

AMERICAN AIRLINES

OFFICIAL AIRLINE OF THE DALLAS MAVERICKS

Whether you're following the Dallas Mavericks or any other NBA team, American Airlines can get you where you need to go. American flies to the hometown of every NBA team – from Portland to Miami – making it easy to catch the Mavericks anywhere their road schedule takes them. As the official airline of the Mavericks, American is proud to have its name on the team's home, American Airlines Center.

REDEFINING THE TRAVEL EXPERIENCE

American is the largest carrier in North Texas, offering service to more than 240 destinations in more than 25 countries from Dallas Fort Worth International Airport. American has hubs in Charlotte, Chicago, Dallas-Fort Worth, Los Angeles, Miami, New York, Philadelphia, Phoenix and Washington, D.C. The airline is a founding member of the oneworld® alliance, whose members serve more than 900 destinations around the globe.

American provides a customer experience that makes travel easy and enjoyable. With endless ways to earn miles and Loyalty Points through the AAdvantage® program, American can help customers achieve their travel goals, from the luxury of premium travel to a once-in-a-lifetime adventure and more. American operates the youngest fleet among U.S. network carriers, bringing customers a more modern, comfortable and connected experience every time they fly. The airline designs experiences for every customer, including making it easy to manage travel online or with American's mobile app, and through thoughtfully designed lounges, free entertainment and faster Wi-Fi.

AMERICAN IN DALLAS/FORT WORTH

American has a longstanding commitment to North Texas. American relocated its headquarters from New York to Fort Worth in 1979, and since then, has become an important economic engine for the region. American is proud to employ 35,000 team members in the North Texas area. American's commitment to the region has been reinforced with the expansion of the airline's campus in Fort Worth, which will ensure American is part of the North Texas community for many decades to come.

Learn more about what's happening at American by visiting news.aa.com and connect with American @AmericanAir and at Facebook.com/AmericanAirlines.

MAVS CORPORATE SOCIAL RESPONSIBILITY

BIGGER THAN BASKETBALL

To the Mavericks, it's all about the fans, the people we call our family and the community we call home. The Mavericks organization is committed to giving back to the North Texas community through a variety of community programs and the Mavs Foundation and have impacted thousands of children, families and communities. Visit mavs.com/community for all MavsCare programming and initiatives.

DALLAS MAVERICKS FOUNDATION

The Mavs Foundation is dedicated to using its unique platform to build a stronger community by empowering youth, women and families through financial support, advocacy and service.

ABOUT US: Established in October 1996, the Mavs Foundation is a 501(c)(3) private foundation affiliated with the Dallas Mavericks.

Over the last 28 years, the Mavs Foundation has granted more than $11 Million to nonprofit organizations serving women, children and families in need and has dedicated reading and learning centers and basketball courts across the North Texas community. The Mavs Foundation is changing lives in North Texas by supporting programs for disadvantaged youth, victims of domestic abuse, homeless and hungry families, those facing health concerns and more.

MAVS FOUNDATION GRANTS: Each year, the Mavs Foundation's board of directors selects various nonprofit organizations as grant recipients to support programs for women, children and families in need. During the 2023-2024 season, the Mavs Foundation granted over $1 Million to nonprofits serving the community. The 2023-2024 Mavs Foundation grants were awarded to 6 Stones, Bachman Lake Together, Cafe Momentum, Dallas Area Rape Crisis Center, Housing Crisis Center Inc., I Look Like Love Inc., IGNITE, Inspire, Luke's Foundation, March to the Polls, Meals on Wheels Tarrant County, Mosaic Family Services Inc., S.M. Wright Foundation, Samaritan Inn Inc., Sharing Life Community Outreach, The Magdalen House, Transition Resource Action Center and Vickery Meadow, Literacy Achieves.

In the spring of 2024, the Mavs Foundation granted more than $150,000 in Emergency Grant Funds to help support the victims and families affected by the North Texas storms.

Throughout the season the Mavericks performance on the court, helps raise funds off the court. Through multiple programs that take place during the season, benefiting the Mavs Foundation nearly $100,000 is granted to local organizations through Coach Kidd's J Kidd for the Win program, the Kroger Assist Corner and Dunks for Equity presented by TIAA.

.

BASKETBALL COURTS

Every season, the Mavs Foundation dedicates new or renovated basketball courts to local nonprofits in order to promote healthy living, create access to the game of basketball and provide safe places within communities in need.

During the 2023-2024 season, the Mavs Foundation selected two new basketball courts for renovation, Boys and Girls Clubs of Greater Dallas, East Dallas Branch and Tarrant County Juvenile Department.

READING AND LEARNING CENTERS

The Mavs Foundation builds reading and learning centers for community organizations across the region to expand learning opportunities and provide access to technology for children, teen and adults.

During the 2023-2024 season, the Mavs Foundation donated new tech centers to The Bridge and Boys and Girls Clubs of Greater Tarrant County, North Fort Worth Branch. For a complete listing of previous grant recipients or more information, visit MavsFoundation.com.

MAVSCARE

The Dallas Mavericks are committed to giving back to the community they call home through educational programs, health and wellness initiatives, environmental efforts, social justice programming and support for military and first responders.

EDUCATION: The Dallas Mavericks support students, teachers and local school districts through a variety of educational initiatives including Back to School celebrations and district-wide donations of school supplies, the annual Black History Month contest, graduation celebrations, adopted school Adelle Turner Elementary, Mavs Learning Assist, Mavs Reading Challenge, Mavs Take ACTION! scholarships, Science of Basketball STM education, and financial literacy and entrepreneurship programs.

ENVIRONMENT: As part of the NBA Green initiative, the Dallas Mavericks and our partners activate programs to protect the environment and encourage fans to "go green" and reduce, reuse and recycle. The Mavericks participate in Adopt A Highway, which includes a section near Stemmons Freeway and I-35 near the Mavericks corporate offices, as well as and American Airlines Center and host staff volunteer projects to clean up area local lakes and parks.

HEALTH AND WELLNESS: Throughout the season the Dallas Mavericks encourage youth and families to be MAVS FIT by sharing healthy living tips and hosting Jr. NBA clinics with youth to celebrate and grow the game of basketball. The Mavericks also support health awareness campaigns including breast health awareness, healthy relationships, mental health awareness and other campaigns to be physically and mentally FIT.

MILITARY & FIRST RESPONDER APPRECIATION: The Dallas Mavericks are dedicated to saluting our troops, veterans, healthcare workers and first responders who all sacrifice in service to others. Leading up to Veteran's Day, Mavericks players, coaches, partners and staff host the annual Hoops for Troops service project where they work alongside military members to serve a local community need.

The Mavs show appreciation to first responders and healthcare workers through donated meals, appreciation events, fire station renovations and other recognition and appreciation programs throughout the season.

SEASON OF GIVING: Every holiday season, the Dallas Mavericks spread cheer across the DFW Metroplex through programs like Mavs Turkey Giveaway, Cookies with Santa, the Winter Warm-Up Drive and several player-driven initiatives. Through these programs, the Mavs positively impact thousands of DFW children and families, helping make their holiday season brighter.

SOCIAL JUSTICE AND RACIAL EQUITY: In June 2020, the Dallas Mavericks launched the Mavs Take ACTION! plan to address racial inequities and disparities, promote social justice and drive sustainable change in Dallas/Fort Worth. Standing strong in the belief that every voice matters and everybody belongs, the plan engages partners on more than 50 key initiatives across six systems including Education, Employment, Child Welfare, Criminal Justice, Public Policy, and Healthcare. The initiative is invested in programs for voter registration and civic participation, "The HUDDLE" courageous conversation series, college scholarships, design of the "Mavs LISTEN Major" with Dallas's HBCU Paul Quinn College, minority-owned business support with the launch of Mavs Business Assist, economic opportunity and career development for Black students, youth education programs and much more. To learn more, visit mavs.com/mavstakeaction.

COMMUNITY TICKET PROGRAM: Each year, the Dallas Mavericks Community Ticket Block provides youth the opportunity to attend Mavericks home games through tickets donated by players, coaches and season ticket members. For more information, mavs.com/ticketprogram.

DONATION REQUESTS: Throughout the year the Dallas Mavericks support local nonprofit organizations by donating autographed memorabilia to live and silent auctions and other fundraising efforts. To submit a donation request, please visit mavs.com/donations.

To learn more about the Mavericks community outreach efforts, please visit mavs.com/community or follow @MavsOffCourt on Facebook, Instagram and Twitter.

NBA CARES

NBA Social Responsibility drives change on issues facing fans and communities by advancing needed resources and proven partners through NBA Cares, the league's global social responsibility platform. Impact areas for NBA Cares include health and wellness, social justice and inclusion, civic engagement and sustainability. NBA Cares works with NBA players and teams to highlight important issues through the NBA's digital, social and broadcast channels, live events and partnerships.

MAVS ACADEMY

The Dallas Mavericks Academy works year-round to support and promote basketball, health and wellness, dance and e-sports throughout North Texas. Among the most comprehensive in the NBA, Dallas Mavericks community programs help develop the skills, confidence, and enthusiasm for the sport in kids of all ages with programs including Dallas Mavericks hoop and development camps, skills training, youth tournaments, high school tournaments, youth combine, Ballkids, Coaches Association, Coaches and Leadership Councils, health and wellness, dance, GEM program and the Dallas Mavericks Basketball Youth Leagues.

HOOP CAMP

The goal of the Dallas Mavericks Hoop Camps is to provide a high-quality teaching and playing environment for boys and girls ages 7-18. Campers learn the fundamentals of the game in an enjoyable weeklong camp.

Dallas Mavericks Hoop Camp began in 1993 with four camps and 465 kids. Community demand has driven the program to grow each year. In 2024 20 Hoop Camps were held at various locations throughout the DFW Metroplex. Since its inception, more than 75,000+ kids have participated in Hoop Camp.

During the upcoming season, the Mavericks plan to hold holiday, spring break, one-day and summer camps. The Kids and safety are the No. 1 priority at Hoop Camp. The Mavs certified coaching staff is made up of professional teachers, coaches and collegians who have demonstrated a proven ability to work with kids and help them improve.

Camp highlights include daily awards and prizes for every camper, as well as visits from special guest speakers, including Mavericks players, legends, coaches, and other NBA guests.

Hoop Camp would not be possible without the help of our sponsors including Chick-Fil-A, UT Southwestern Medical Center, Scottish Rite for Children, Andy's Frozen Custard, Scheels, Coke-a-Cola & TIAA.

DEVELOPMENT CAMP

The Dallas Mavericks celebrated nine years of development camp in 2024. Using resources that only the Mavericks can provide, development camps focus on skill development through technical instruction as well as intensive drill sequences while fostering fundamentals needed to elevate players to the next level.

Development camp coaches, generally high school coaches who have played collegiately, are some of the best coaches in the DFW Metroplex and are talented at teaching skill development.

Camps recognize MVPs, most improved players and honor someone with a Coaches Award. The Mavericks held five development camps in 2024.

TEAM AND SPECIALTY CAMPS

The Dallas Mavericks are launching new camps this season. Team Camps will allow high school teams from the DFW area to come together to develop team skills and compete in a safe learning environment. Specialty camps will focus more on helping the elite-level athletes take their shooting and ball-handling skills to the next level.

HIGH SCHOOL TEAM TRAINING

The Mavs Academy staff is partnering with high school boys and girls varsity coaches to train their teams before and after their season. These training sessions are team-specific based on conversations with the school coaches about their style of play and areas where their teams need to improve.

DALLAS MAVERICKS BALLKIDS

Each year the Ballkids are selected from participants at Hoop and Development Camps and must be between the ages 13-18.

Being a Dallas Mavericks Ballkid gives you experiences and opportunities like no other. Responsibilities include, rebounding for NBA players at Dallas Mavericks home games, greeting season ticket holders and fans at each entrance of the American Airlines Center, and making sure the court is clear of any moisture for player safety during the game.

It is a great opportunity for the Ballkids and helps the team identify hard workers for future opportunities.

SKILLS TRAINING

Mavs Academy skills training is designed to help intermediate and advanced players ages 8-18 develop a strong base of fundamental basketball skills. The program consists of small group workouts emphasizing footwork, shooting, passing and ball handling. Players will learn how to create their own shot as well as scoring opportunities for others. Sessions are 90 minutes and meet once per week for four weeks.

DALLAS MAVERICKS BASKETBALL LEAGUES

Beginning its 31st year, the Dallas Mavericks Basketball League program invites youth organizations from across North Texas to team up with the Mavericks to assist them in running quality basketball leagues for players of all ages.

MAVS YOUTH COMBINES

Mavs Academy invites the best 6th through 8th grade boys and girls players in the DFW Metroplex to have an NBA Combine experience. This combine includes injury prevention training and measurements from Scottish Rite along with high level instruction from some of the best high school coaches in the area. Breakout sessions for players and parents focus on the importance of education, physical and mental health, work-life balance, communication with officials and coaches, and requirements for competing at the collegiate level.

TOURNAMENTS AND SHOWCASE EVENTS

Mavs Academy tournaments give local youth programs with athletes ranging from 4th-12th grade an opportunity to compete and grow into their game. Youth tournaments and High School Showcase events will take place throughout the Metroplex this season.

MAVS FALL CLASSIC

The Dallas Mavericks hosts their annual high school varsity basketball tournament in Sports City USA, Frisco, Texas, in November. The tournament features some of the best teams from around the state of Texas. Partnering with Frisco ISD and the Comerica Center, participating teams are fully immersed in the Mavs Experiences while also being presented with opportunities to learn from top Mavs Executives and local leaders. The tournament has 48 varsity girl's teams and 32 varsity boy's teams this year.

GEM

Education | Financial Literacy | Mental Health | Physical Health | Sports

Girls Empowered by Mavericks plans to engage, inspire and empower over 3000 young females this season using physical activity as a backdrop for their continued development and success. Girls will learn to value their whole self, discover and develop their inherent strengths, and receive the support they need to navigate the challenges they face.

MAVS COACHES ASSOCIATION

The Mavs Academy Coaches Association gives coaches the opportunity to connect with the Dallas Mavericks, the NBA and the local basketball community. Members can network, build relationships and grow as a coach with the most up-to-date training and resources available. Members of the Coaches Association will help transform the lives of youth in the DFW Metroplex both on and off the court by incorporating the resources, marketing strategies and winning culture of the Mavericks in their coaching toolbox and everyday lives.

Once certified, the Coaches Association also provides assets to those who want to improve their teaching techniques and those who embody the values that create great leaders in the community.

COACHES COUNCIL

The Mavs Academy Coaches Council is made up of High School varsity basketball coaches who are influencers in all areas of the DFW Metroplex. It serves as a resource for the Mavs Academy staff to assist in thoughtfully and strategically serving the basketball community. . The Coaches Council works with Mavs Academy to host a High School Coaches Clinic every fall.

The MACC will also serve as ambassadors for Mavs Academy in their respective communities and networks. Together we are dedicated to help foster and cultivate a diverse and inclusive community of boys and girls basketball players, coaches, and officials.

LEADERSHIP COUNCIL

The Mavs Academy Leadership Council aims to empower promising young men and women by providing resources to further develop as leaders and a platform to amplify their voices within their communities and across the youth basketball landscape.

This council will be made up of 8 Girls & 8 Boys across the DFW Metroplex. The goal of this council is to provide a safe space for student athletes to come together and think of ways to strengthen youth basketball.

COACHING CLINICS

Mavs Academy hosts a fall coaches clinic for high school and middle school coaches. This clinic includes on-court demonstrations of team and individual skills development drills. Coaches learn from successful high school and college coaches along with former professional athletes.

The Mavs Academy staff also conducts clinics for local youth organizations. These clinics provide youth coaches with support and resources to help them make a greater impact on their teams and in their communities.

YOUTH BASKETBALL ROUNDTABLE

Mavs Academy's Youth Basketball Roundtable is a council made up of coaches and leaders in the elite youth basketball space. This council aims to have a positive impact on youth basketball in DFW by providing open communication with those who influence on the game in this area. Our goal is to create and improve our elite-level programming while providing those in the community with information and resources to make a positive impact themselves.

This council is made up of 8 men and women who are active in the youth basketball space across the DFW Metroplex.

DANCE CAMPS

The Mavs Academy will look to engage and impact over 1,000 local elementary school students this upcoming season. The Physical Education class takeover (City Hoops) will involve teaching the fundamentals of the game, discussing the importance of setting goals and most important, having a lot of fun!

DANCE CAMPS

Going into year seven, the Mavs Academy dance program is the top choice for dance instruction in the DFW Metroplex. Dance camp is perfect for boys and girls who want to have fun dancing as they build their self-confidence.

HEALTH AND WELLNESS

Together with pediatric sports medicine experts at Scottish Rite for Children, the Mavs Academy is committed to providing information for young athletes to excel on and off the court. The Mavs Academy and GEM explores the latest injury prevention and health tips provided by Scottish Rite for Children and Mental and Physical Health workshops with UT Southwestern Pediatric Group. With these tools, student-athletes are better prepared to advance to higher levels both on and off the court.

Website: www.mavs.com/academy
Twitter: @mavoffcourt
Instagram: @mavsoffcourt
Facebook: mavsoffcourt

INTERNET & STREET MARKETING

MAVS.COM & SOCIAL NETWORKS

For the latest information on the Dallas Mavericks, log on to mavs.com, featuring bios and statistics, up-to-date transactions and exciting stories about your favorite Mavericks. The site also features Mavericks promotions and events that are being held around Dallas-Fort Worth. Mavs.com is part of nba.com, the NBA's official website. Sign up for Mavs Insider and receive exclusive offers, ticket specials, news and more direct to your inbox. Download the official Dallas Mavericks app on your smartphone or tablet to find an immersive ticket-buying experience, 360-degree video with VR support, real-time traffic information and important gameday information.

Follow the Mavs from wherever you are! For behind-the-scenes photos and videos, follow the Mavs on Instagram (@dallasmavs). Experience game nights on x (x.com/dallasmavs). Run through layup lines with the team and join the pregame huddle on Snapchat (mavs) and TikTok (dallasmavs). Connect with other fans on the Mavs official Facebook page (facebook.com/dallasmavs). For everything from emotional milestones to game highlights, watch all our videos at youtube.com/dallasmavericks.

MAVERICKS STREET TEAM

The Dallas Mavericks bring the fun and excitement of the NBA to the streets of the Dallas-Fort Worth Metroplex with the Mavericks Street Team, presented by RYSE Energy Drink. Offering basketball contests, clinics and great prizes, it is nonstop fun for everyone.

For Mavs entertainment team appearance information, please call 214.747.MAVS.

ARENA ENTERTAINMENT

MAVS MANIAACS

The Mavs ManiAACs are the original male-performance squad in the NBA. The Big Boys of Dance are in their 23rd full season entertaining Mavs fans with their high energy and jaw dropping dance routines. The ManiAACs started as an idea from Mark Cuban to enhance the game experience for fans during the 2002 playoffs and instantly became fan favorites. Over the years, they have performed on big stages for the NBA, including All-Star performances in 2005, 2010, 2016, and 2018, as well as the NBA Global Games in China in 2018 and Abu Dhabi in 2023. The Mavs ManiAACs have also appeared nationally on TMZ, The Tonight Show, Today Show, What The Fit with Kevin Hart, ESPN First Take, ESPN SportsCenter, and made it all the way to the top 48 and live Hollywood rounds of America's Got Talent. They have also been opening acts for artists including Ludacris, Cedric The Entertainer, and the Blues Brothers. The ManiAACs are also very active in the community, making numerous public appearances and bringing smiles to faces throughout the Metroplex.

MAVS DRUMLINE

The Dallas Mavericks Drumline was founded in 2003 by a gifted group of percussionists who perform at every Dallas Mavericks home game on the Budweiser Sound Stage inside American Airlines Center. Their percussion prowess continues to entertain fans with in-game percussion features, which have resulted in the Dallas Mavericks Drumline being ranked among the best live bands in the NBA. In addition, the Mavs Drumline had the privilege of performing at the 2006 NBA All-Star Game in Houston and the 2010 NBA All-Star Game at AT&T Stadium in Arlington.

DR PEPPER HOOP TROOP

Proudly sponsored by the Dr Pepper Bottling Company of Texas , The Hoop Troop is a dynamic entertainment group that brings excitement and fun both on and off the court. During home games the Hoop Troop energizes Mavericks fans with exciting performances, including launching T-shirts into the stands with gigantic slingshots. They also participate in community events across the Dallas-Fort Worth Metroplex, helping lead the way at events like the Greenville Ave St Patrick's Day parade.

D-TOWN CREW

The D-Town Crew, a high energy hip-hop team, made their debut in March 2020. Their second appearance came on March 11, the same night the NBA announced the suspension of the season due to the COVID-19 pandemic. The D-Town Crew performed in several games late the following season when the Mavericks and American Airlines Center welcomed fans back to the arena. Embarking on their fourth full season in 2024-25, look for the D-Town Crew to perform at midcourt during timeouts and to energize the crowd throughout the game.

For Mavs entertainment team appearance information, please call 214.747.MAVS.

MAVS BREAKERS

The Mavs Breakers started out as an idea that Breaking belongs on the forefront of NBA entertainment, and with Dallas' rich history and contribution to the breaking scene and culture, there should be prominent representatives from this very community. Indeed, there was. The Mavs Breakers, proudly representing the DFW community and beyond, hit the ground running during their inaugural 2022-2023 season and brought their high-flying, dynamic, explosive tricks and dance moves to the NBA court. Having just performed at the 2023 NBA Abu Dhabi Games, the Mavs Breakers are ready to bring the energy and excitement back home to the MFFLs for their third season.

MAVS MASCOTS

MAVSMAN

MavsMan, the Dallas Mavericks' high-flying crusader of the court, continues to grow in popularity with children throughout the DFW Metroplex and around the world.

Over the years, MavsMan has taken his unique brand of highflying entertainment to hundreds of thousands of people in places including Berlin, Barcelona, London, Mexico City, Paris, Shanghai and New York.

In addition to his gameday theatrics and autograph signings, MavsMan appears at local schools, hospitals, parades and community events. He is a goodwill ambassador who exemplifies the positive values of good sportsmanship, teamwork and having a great attitude. Since 1996, MavsMan has inspired and motivated kids to shoot for success by being accountable for doing their best in all aspects of their lives.

CHAMP

Every superhero has a sidekick and MavsMan is no different. Champ is a true "blue" Mavs fan and loves have fun with and entertain his fellow fans. This friendly, furry horse made his debut during the 2002-03 season.

In addition to assisting MavsMan, Champ also entertains the crowd with his own innovative skits and antics. Champ is involved in the DFW community, visiting local schools and hospitals as well as making appearances in parades and other events. Mavs fans now consider the duo as the "Hardest Working Mascots in the NBA."

Both MavsMan and Champ are available to make appearances throughout the year. Call 214.747.MAVS to schedule an appearance. For additional photos and information, visit mavs.com.

PLAYERS

2024-25 ROSTER
PLAYER BIOS

DALLAS MAVERICKS

NO.	PLAYER	POS.	HT.	WT.	BIRTHDATE	PRIOR TO NBA/HOME COUNTRY	NBA EXP.	TWITTER
26	Spencer Dinwiddie	G	6-5	215	4/6/93	Colorado/USA	10	@SDinwiddie_25
77	Luka Dončić	G	6-7	230	2/28/99	Real Madrid/Slovenia	6	@luka7doncic
20	Kessler Edwards*	F	6-8	215	8/9/00	Pepperdine/USA	3	@KesslerEdwards
0	Danté Exum	G	6-5	214	7/13/95	Australian Institute of Sport/Australia	7	@daanteee
21	Daniel Gafford	C	6-10	234	10/1/98	Arkansas/USA	5	
00	Jazian Gortman*	G	6-2	184	4/14/03	Overtime Elite/USA	R	@TreonLil
5	Quentin Grimes	G	6-5	207	5/8/00	Houston/USA	3	@qdotgrimes
1	Jaden Hardy	G	6-4	198	7/5/02	NBA G League Ignite/USA	2	@JadenHardy1
11	Kyrie Irving	G	6-2	191	3/23/92	Duke/USA	13	@KyrieIrving
42	Maxi Kleber	F/C	6-10	240	1/29/92	Bayern Munich/Germany	7	@MaxiKleber
2	Dereck Lively II	C	7-1	234	2/12/04	Duke/USA	1	@DereckLively
13	Naji Marshall	F	6-7	225	1/24/98	Xavier (OH)/USA	4	@marshall_naji8
88	Markieff Morris	F/C	6-9	245	9/2/89	Kansas/USA	13	@Keefmorris
7	Dwight Powell	C	6-10	240	7/20/91	Stanford/Canada	10	@DwightPowell33
8	Olivier-Maxence Prosper	F	6-8	215	7/3/02	Marquette/Canada	1	
31	Klay Thompson	G	6-6	220	2/8/90	Washington State/USA	11	@KlayThompson
25	P.J. Washington Jr.	F	6-7	230	8/23/98	Kentucky/USA	5	@PJWashington
10	Brandon Williams*	G	6-1	190	11/22/99	Arizona/USA	2	@TheeBWill

**Player under two-way contract.*

STAFF

Head Coach: Jason Kidd (California)
Assistant Coaches: Sean Sweeney (St. Thomas), Jared Dudley (Boston College), Alex Jensen (Utah), Eric Hughes (Cal State East Bay), Darrell Armstrong (Fayetteville State), Josh Broghamer (Northern Iowa), Marko Milić (Slovenia), God Shammgod (Providence), Keith Veney (Marshall)
Head Athletic Trainer: Dionne Calhoun (San Diego State)

PRONUNCIATION GUIDE

Luka Dončić (LOO-kuh DON-chitch); **Danté Exum** (DAHN-tay X-umm); **Jazian Gortman** (JAY-zee-in GORT-min); **Quentin Grimes** (QUINN-ten Grymes); **Maxi Kleber** (CLEE-bah); **Markieff Morris** (mar-KEEF); **Olivier-Maxence Prosper** (oh-LIV-ee-ay MAX-ahnce)

HOW THE MAVERICKS WERE BUILT

FREE AGENTS

2024 - Spencer Dinwiddie (Signed by Dallas 8/3/24)
- Kessler Edwards (Signed to a Two-Way contract 8/8/24)
- Jazian Gortman (Converted to a Two-Way contract with the Mavericks 10/18/24)
- Naji Marshall (Signed by Dallas 7/6/24)
- Markieff Morris (Re-signed by Dallas 9/9/24)
- Brandon Williams (Signed to a Two-Way contract 7/10/24)

2023 - Danté Exum (Signed by Dallas 7/14/23)
- Kyrie Irving (Signed by Dallas 7/7/23)
- Dwight Powell (Re-signed by Dallas 7/9/23)

2022 - Maxi Kleber (Signed contract extension 9/8/22)

2018 - Luka Dončić (Signed contract extension 8/10/21)

OBTAINED VIA TRADE

2024 - Daniel Gafford (Acquired from WAS in trade that sent C Richaun Holmes and a 2024 first-round pick via OKC to WAS, Acquired a 2024 first-round pick via OKC in exchange for a 2028 first-round pick swap from DAL to OKC 2/8/24)
- Quentin Grimes (Acquired from the Detroit Pistons on July 6, 2024)
- Klay Thompson (Acquired by Dallas from Golden State as part of a six-team trade that also had Dallas trade Josh Green to Charlotte and a 2031 second-round pick to Philadelphia, and Dallas also received a 2025 second-round pick from Denver 7/6/24)
- P.J. Washington Jr. (Acquired with two second-round picks from CHA in exchange for F Grant Williams, G Seth Curry and a top-two protected 2027 first-round pick 2/8/24)

2023 - Dereck Lively II (Draft rights from Oklahoma City in exchange in exchange for the draft rights to the 10th overall pick Cason Wallace and Dāvis Bertāns 7/6/23)
- Olivier-Maxence Prosper (Draft rights from Sacramento along with Richaun Holmes in exchange for cash considerations 7/6/23)

2022 - Jaden Hardy (Selected by Sacramento in the 2nd round 37th overall pick of the 2022 NBA Draft draft rights traded to Dallas)

SPENCER DINWIDDIE



GUARD

11TH SEASON IN THE NBA | 3RD SEASON WITH THE MAVS

HEIGHT 6'5" | WEIGHT 215 | BIRTHDAY 4.6.93

ACQUIRED SIGNED BY DALLAS (8/3/24)

PRIOR TO NBA COLORADO | COUNTRY USA

CAREER TRANSACTIONS

- Selected by Detroit in the second round (38th overall pick) of the 2014 NBA Draft.
- Signed multi-year contract with Detroit (6/22/14).
- Traded by Detroit to Chicago in exchange for Cameron Bairstow (6/17/16).
- Waived by Chicago (7/7/16).
- Signed by Chicago (7/28/16).
- Waived by Chicago (10/21/16).
- Signed a multi-year contract with Brooklyn (12/8/16).
- Signed contract extension with Brooklyn (12/14/18).
- As part of sign-and-trade deal involving five teams, traded from Brooklyn to Washington (8/6/21).
- Traded by Washington with Davis Bertans to Dallas in exchange for Kristaps Porzingis and a second-round pick (2/10/22).
- Traded by Dallas with Dorian Finney-Smith, a 2029 first-round pick and two future second-round picks to Brooklyn in exchange for Kyrie Irving and Markieff Morris (2/6/23).
- Traded by Brooklyn to Toronto in exchange for Dennis Schroder and Thaddeus Young (2/8/24).
- Waived by Toronto (2/8/24).
- Signed by the L.A. Lakers (2/10/24).
- Signed by Dallas (8/2/24).

NBA CAPSULE

- Holds career averages of 13.3 points, 3.0 rebounds, 5.2 assists and 27.8 minutes in 542 games (315 starts) with Detroit, Brooklyn, Washington, Dallas and the L.A. Lakers.
- In 76 career games (60 starts) with Dallas, has averaged 17.1 points (.466 FG%, .404 3FG%, .788 FT%), his highest scoring average with any team, to go with 3.1 rebounds and 4.9 assists in 32.3 minutes.
- Has connected on 17 go-ahead field goals in the final minute of the fourth quarter since the start of the 2017-18 season, the third-most by any player in that span (DeMar DeRozan, 24; Damian Lillard, 19)...hit consecutive game-winning 3-pointers for the Mavericks at BOS (3/13/22) and at BKN (3/16/22).
- One of three players, along with Giannis Antetokounmpo and Bojan Bogdanovic, to increase his scoring average in every season between 2014-15 and 2019-20 (from 4.3 ppg as a rookie with Detroit in 2014-15 to a career-best 20.6 ppg with Brooklyn in 2019-20).

SEASON HIGHLIGHTS

2023-24 (Brooklyn and L.A. Lakers)

- Averaged 10.5 points, 2.7 rebounds, 4.7 assists and 28.3 minutes in 76 games (52 starts) with BKN and LAL.
- In 48 games (all starts) with BKN, averaged 12.6 points, 3.3 rebounds and 6.0 assists in 30.7 minutes.
- In 28 games (4 starts) with LAL, averaged 6.8 points, 1.7 rebounds and 2.4 assists in 24.2 minutes.
- Recorded four double-doubles (all with BKN)...scored in double figures 39 times (32 with BKN), including 20+ points eight times (7 with BKN).
- Tallied a season-high 29 points (10-18 FG, 5-10 3FG) to go with 5 rebounds and 9 assists vs. ORL (11/14/23).
- Totaled 26 points, 6 rebounds and 12 assists at ATL (11/22/23).
- Handed out a season-high 14 assists to go with 16 points (6-13 FG), 5 rebounds, 3 steals and 1 block at GSW (12/16/23).

2022-23 (Dallas and Brooklyn)

- Appeared in 79 games (all starts) with DAL and BKN, setting a new career high for starts while finishing one game shy of matching his career high for games played (80 in 2017-18)…averaged 17.3 points (.438 FG%, .369 3FG%, .812 FT%), the second-highest single-season scoring average of his career, to go with 3.4 rebounds and 6.5 assists in a career-high 34.5 minutes…in 53 games with DAL, averaged 17.7 points (.455 FG%, .405 3FG%, .821 FT%), 3.1 rebounds and 5.3 assists in 34.1 minutes…in 26 games with BKN, averaged 16.5 points (.404 FG%, .289 3FG%, .797 FT%), 4.1 rebounds, 9.1 assists and 1.1 steals in 35.3 minutes…led the Nets in assists in but one of his games with the club.
- Finished eighth in the league in total minutes played (2,725), ninth in assist-to-turnover ratio (3.58), 10th in total assists (515) and 16th in assists per game (6.5).
- Post trade deadline, ranked second in the league in total assists (236), sixth in assists per game (9.1) and 15th in drives per game (15.8)…averaged 9.7 assists per game in March, marking his highest average in that category in any month of his career…his 146 total assists in March marked the most in a month in his career, the most in the league during the month, and the most in a month by a Net since Deron Williams in January 2012.
- Scored in double figures 67 times (49 with DAL), including 20+ points 33 times (23 with DAL) and 30+ points on four occasions (3 with DAL)…handed out 10+ assists a career-high-tying 14 times (12 with BKN).
- Netted a season-high 36 points (10-18 FG, 5-6 3FG, 11-14 FT) to go with with 6 rebounds and 9 assists at PHX (1/26/23).
- Recorded a double-double in a career-high three consecutive games (3/10-3/14/23), averaging 20.0 points, 5.0 rebounds and 12.7 assists during that stretch.
- Dished out a career-high 16 assists to go with 15 points and 6 rebounds in a win at DEN (3/12/23).
- Handed out a career-high-tying 16 assists, including 10 in the first quarter, at DET (4/5/23)…became the only player in the league to record a double-digit assist quarter during the 2022-23 season while joining Jason Kidd and Robert Pack as the only Nets to produce a 10-assist quarter since quarter stats were first tracked in 1996-97.
- Missed two games due to rest, one game due to right knee injury recovery, and was NWT for one game.

2021-22 (Washington and Dallas)

- Averaged 13.7 points, 4.2 rebounds, 5.2 assists and 29.6 minutes in 67 games (51 starts) with WAS and DAL.
- In 23 games (7 starts) with DAL, averaged 15.8 points, 3.1 rebounds, 3.9 assists and 28.2 minutes while shooting 49.8% (121-243 FG) from the field and 40.4% (42-104 3FG) from 3-point range…DAL went 18-5 with him in the lineup, including 13-4 when he scored in double figures and 6-1 when he tallied 20+ points.
- Among NBA leaders, ranked 27th in assists (5.2 apg).
- Recorded seven double-doubles (all with WAS), including his first career triple-double…scored in double figures 47 times (19 with DAL), including 20+ points 16 times (7 with DAL) and 30+ points twice (1 with DAL)…pulled down 10+ rebounds three times (all with WAS)…dished out 10+ assists seven times (all with WAS).
- Produced 18 double-digit scoring quarters, six of which occurred in the fourth (his teams were 6-0 when he scored 10+ points in the 4th: WAS, 3-0; DAL, 3-0).
- Posted 34 points (13-24 FG, 6-9 3FG, 2-2 FT), 6 rebounds and 9 assists vs. IND (10/22/21).
- Produced 21 points (7-14 FG), 7 rebounds, a season-high 12 assists, 1 steal and 1 block at NYK (12/23/21).
- Recorded first career triple-double with 14 points, a career-high 12 rebounds and 10 assists at PHI (2/2/22).
- In first start with DAL, scored a season-high 36 points (11-22 FG, 12-13 FT), including 13 in fourth quarter, to go with 7 assists in 36 minutes vs. SAC (3/5/22).
- Hit the game-winning 3-pointer with 9.0 seconds left in DAL's 95-92 win at BOS (3/13/22)…finished with 18 points, 5 rebounds, 4 assists and 1 steal in the contest.
- Scored 22 points (6-14 FG, 2-6 3FG, 8-8 FT), including 15 in fourth quarter (highest-scoring quarter of season) and the game-winning 3-pointer at the buzzer, to go with 4 rebounds, 3 assists and 3 steals in 113-111 win at BKN (3/16/22)…recorded his second straight game-winning FG in the final minute of a game and his first career buzzer-beater.
- Missed one game for rest (10/28/21), six games due to right knee injury recovery (11/18/21, 11/27/21, 12/6/21, 12/16/21, 3/19/22, 3/30/22), three games due to health and safety protocols (12/30/21-1/3/22), one game for return to competition reconditioning (1/5/22) and two games with the trade transition (2/10-2/12/22).

2020-21 (Washington)

- Appeared in only three games during the 2020-2021 season after undergoing surgery to repair a partially torn ACL (suffered 12/27/20)...averaged 6.7 points, 4.3 rebounds, 3.0 assists and 21.3 minutes in those three appearances.

2019-20 (Brooklyn)

- Averaged a career-high 20.6 points, 3.5 rebounds, 6.8 assists and 31.2 minutes in 64 games (49 starts)...his 20.6 ppg marked the second-highest scoring average in the league by a player who was not a first-round pick (Khris Middleton, 21.1 ppg).
- Became just the sixth player in franchise history to average 20.0+ ppg and 6.5+ apg in a season, joining D'Angelo Russell (2018-19), Deron Williams (2011-12), Harris (2008-09), Stephon Marbury (1999-00 and 2000-01) and Micheal Ray Richardson (1984-85).
- Set then single-season career highs in ppg, rpg, FTM/game (5.4), FTA/game (7.0), total FTM (347), total FTA (446), apg, mpg, offensive rating (110.5), net rating (1.1) and usage rate (.287).
- Increased his ppg and FTM/game for the sixth straight season.
- Led the team in apg, FTM and FTA, while ranking second in ppg and offensive rating, and third in double-doubles (9)...his nine double-doubles marked a new single-season career best (he totaled 10 in his career prior to 2019-20).
- Set single-season career highs for 20-point games (38) and 30-point efforts (7) while also producing his first career 40-point game...his seven 30-point outings eclipsed his total from his previous five seasons combined (5)...scored in double figures 58 times.
- Was one of three Nets players to appear in every game, along with Jarrett Allen and Taurean Prince.
- Finished 18th in the league in apg (6th in the East).
- Ranked ninth in the league in drives/game (17.1) and drive ppg (10.5).
- Attempted 15+ FT four times, after no other Net in the Brooklyn era (since 2012) had previously accomplished the feat.
- His 18 games with 10+ FTA were the most for a Nets guard in a season since Devin Harris' 28 during the 2008-09 campaign.
- Attempted 53 FT during clutch time (last 5 minutes of a game with the score within 5 points), which was tied with Jimmy Butler for the most in the league...ranked seventh in the league in both clutch minutes (139) and clutch points (104).
- Earned his first career Player of the Week honor for games played from 11/18-11/24/19, after leading the Nets to a 3-1 week with averages of 25.3 points (.437 FG%, .938 FT%), 3.5 rebounds and 6.8 assists in 33.3 minutes.
- Netted a career-high 41 points (14-29 FG, 4-11 3FG, 9-10 FT) to go with 5 assists in 34 minutes at SAS (12/19/19).

2018-19 (Brooklyn)

- Averaged 16.8 points, 2.4 rebounds, 4.6 assists and 28.1 minutes in 68 games (4 starts).
- Shot 44.2% (366-828 FG) from the field, 33.5% (124-370 3FG) from 3-point range and 80.6% (287-356 FT) from the line.
- Led or tied for the team lead in points 19 times, assists 22 times, steals eight times, blocks eight times and minutes played three times.
- Scored in double figures 60 times, including 20+ points 18 times and 30+ points on four occasions.
- Finished second in the league in points per game (17.1) and assists per game (4.5) off the bench, trailing only Lou Williams in both categories.
- Set Nets single-season records for 30-point games off the bench (4) and 25-point games off the bench (12).
- Set the franchise single-season record for points scored off the bench (1,092), surpassing Armen Gilliam's previous record of 878 points, set in 1993-94.
- Finished second in Nets single-season history in assists off the bench with 289, trailing only Leon Wood's 327 assists in 1986-87.
- Was one of six players in the league to score at least a point per possession on at least 200 isolation possessions (1.05), along with James Harden, Kawhi Leonard, Kevin Durant, DeRozan and Middleton, .
- Finished ninth in the league in drives per game (14.1), shooting 52.1% from the field on those drives.
- Tallied season-high 39 points in 30 minutes off the bench at PHI (12/12/18), which marked the most points ever scored by a Net off the bench against the Sixers franchise.
- Recorded 37 points (12-29 FG, career highs 7-16 3FG, 6-8 FT), a season-high 11 assists and just 1 turnover in 41 minutes in a 2OT win over CHA (12/26/18)...became the fifth player in NBA history (since the league began tracking starters in 1970-71) to post 35+ points and 10+ assists off the bench, joining Pete Maravich (1973-74), Brian Winters (1981-82), Jamal Crawford (2013-14) and Williams (2017-18)...also became the first player in NBA history to record at least 35 points, 10 assists and 7 3-pointers off the bench.
- Notched 33 points, including 25 in the fourth quarter and OT, to go with 10 assists in 32 minutes off the bench in win at HOU (1/16/19)...drilled 3 triples in the final 26.2 seconds of regulation to force OT...became the second player in NBA history (since starters were first tracked in 1970-71) to register two 30-point, 10-assist games off the bench in a season (Crawford, 2013-14).
- Missed 14 games due to torn ligaments in his right thumb.

2017-18 (Brooklyn)

- Appeared in a career-high (team-high) 80 games (58 starts), averaging 12.6 points, 3.2 rebounds and 6.6 assists in 28.8 minutes.
- Shot 81.3% (218-268 FT) from the line, his highest FT% in a season (min. 100 FTA).
- Finished third in Kia NBA Most Improved Player Award voting.
- Tallied a team-high 1,007 points...scored in double figures 47 times, including 20+ points 16 times and 30+ points once.
- Recorded seven double-doubles, after he had one in his first three seasons combined.
- Finished second in the league in assist-to-turnover ratio (4.09), 11th in assists and ninth in assist percentage (.349).
- Won the 2018 Taco Bell Skills Challenge at NBA All-Star weekend, becoming the second Net to win the skills challenge (Kidd, 2003).
- Became the first Net to average 6.5 apg prior to turning 25 since Marbury averaged 7.6 apg as a 23-year-old in 2000-01.
- Posted 524 assists and 259 rebounds, becoming the sixth player in franchise history and the first since Kidd (2007-08) to register 500+ assists and 250+ rebounds in a season.
- Produced a career-best 14 double-digit assist games, the most by a Net since 2012-13 (22, D. Williams)...had one 10-assist game in his first three seasons combined.
- Buried three game-winning shots within the final 15 seconds of games (vs. MIN 1/3/18, at ATL 1/12/18, at DET 1/21/18).
- Tallied season-high 31 points to go with 5 boards and 8 assists vs. TOR (1/8/18).
- Narrowly missed a triple-double with 20 points, 9 rebounds and 10 assists at ATL (1/12/18).
- Missed two games due to injury (1 due to right hamstring tightness, 1 due to a sore right knee).

2016-17 (Brooklyn)

- Averaged 7.3 points, 2.8 rebounds, 3.1 assists and 22.6 minutes in 59 games (18 starts).
- Shot 44.4% (134-302 FG) from the field, 37.6% (38-101 3FG) from 3-point range and 79.2% (126-159 FT) from the line.
- Scored in double figures 23 times, including a season-high 19 points twice (vs. MIL 2/15/17, vs. CHI 4/8/17).
- Scored in double digits in five straight games to close out the month of January (1/23-1/30/17), averaging 11.2 points (.528 FG%, .444 3FG%, .875 FT%) in that span.
- Totaled 5+ assists without recording a turnover in three straight games (2/15-2/25/17), becoming the first Net since 1983-84 and one of two players in the league during the 2016-17 season (Butler) to accomplish that feat.

2015-16 (Detroit)

- Averaged 4.8 points, 1.4 rebounds, 1.8 assists and 13.3 minutes in 12 games.
- Scored in double figures twice.
- Netted a season-high 17 points (6-9 FG, 1-3 3FG, 4-5 FT) to go with 4 assists at LAL (11/15/15).
- Had 12 points, 5 rebounds and 5 assists at CLE (4/13/16), recording his first career 10-5-5 game.
- Missed 17 games due to injury (2 due to a sore left knee, 15 due to a right ankle injury).

2014-15 (Detroit)

- Averaged 4.3 points, 1.4 rebounds, 3.1 assists and 13.4 minutes in 34 games (1 start).
- Shot 91.2% (31-34 FT) from the line.
- Recorded one double-double, which included season-high 10 assists to go along with 10 points vs. CHI (3/21/15).
- Produced four double-figure scoring games, including one 20-point effort.
- Had a season-high 20 points (8-14 FG, 3-3 FT) to go with 4 rebounds and 8 assists at WAS (2/28/15).
- Missed eight games due to injury (left ankle sprain).

PLAYOFF CAPSULE

- Holds career playoff averages of 12.5 points, 2.3 rebounds, 3.3 assists and 26.2 minutes in 33 games (7 starts) with Detroit, Brooklyn, Dallas and the L.A. Lakers...has shot 42.2% (135-320 FG) from the field, 39.7% (58-146 3FG) from 3-point range and 76.1% (83-109 FT) from the line in the postseason.
- **2024 (LAL):** Appeared in all five of LAL's first-round games vs. DEN, averaging 3.0 points, 1.4 rebounds and 1.6 assists in 14.6 minutes.
- **2023 (BKN):** Started all four of BKN's first-round games vs. PHI, averaging 16.5 points (.431 FG%, .389 3FG%), 3.3 rebounds, 6.5 assists and 1.3 steals in 39.9 minutes...scored a playoff-high 20 points in both Games 3 and 4 (20 vs. PHI 4/20/23, 20 vs. PHI 4/22/23).
- **2022 (DAL):** Appeared in all 18 games (3 starts) for DAL during its Western Conference Finals run, averaging 14.2 points, 2.4 rebounds and 3.6 assists in 27.8 minutes...shot a team-high 41.7% (40-96 3FG) from 3-point range and 82.1% (55-67 FT) from the line...recorded five games with 20+ points, including a playoff career-high 30 points in DAL's Game 7 victory at PHX (5/15/22).
- **2019 (BKN):** Played in five games against PHI in the first round, recording averages of 14.6 points, 2.6 rebounds and 1.6 assists in 26.3 minutes...scored in double figures in four of the Nets' five games...recorded a playoff-high 19 points in Game 2 (4/15/20).
- **2016 (DET):** Appeared in one game for the Pistons in their first-round series vs. CLE.

COLLEGE CAPSULE

- Played three seasons at Colorado and averaged 13.0 points, 3.3 rebounds, 2.6 assists, 1.1 steals and 30.1 minutes in 86 career games (all starts).
- Finished his collegiate career ranked third all-time in Colorado history in FT% (.830), fourth in 3FG% (.368), fifth in FTM (420), seventh in FTA (506) and 11th in starts (86).
- Helped lead the Buffs to three straight NCAA Tournament berths (2012, 2013 and 2014) for the first time in school history.
- **2013-14:** As a junior, averaged 14.7 points, 3.1 rebounds, 3.8 assists, 1.5 steals and 31.1 minutes in 17 games (all starts)…posted career highs for FG% (.466), 3FG% (.413) and FT% (.857)...scored in double figures in 13 of his 17 appearances, including 20+ points three times...netted a season-high 28 points (8-14 FG, 11-11 FT) at Colorado State (12/3/13)...missed the final 18 games of the season due to an ACL injury.
- **2012-13:** Started all 33 games as a sophomore and averaged a team-high 15.3 points, 3.2 rebounds and 3.0 assists in 32.5 minutes while shooting 82.5% (career highs 198-240 FT) from the line…ranked fourth in the Pac-12 Conference (all games) in FT% (.825) and eighth in scoring (15.3 ppg)...led the team in scoring 15 times, assists 20 times (twice shared), steals eight times (twice shared), and blocks six times (6 shared)…posted eight games of 20+ points, including a career-high 29 points (8-10 FG, 5-7 3FG, 8-10 FT) vs. Colorado State (12/5/12).
- **2011-12:** Appeared in 36 games as a freshman and averaged 10.0 points, 3.6 rebounds and 1.8 assists in 27.4 minutes…named to the 2011-12 Pac-12 Conference All-Freshman Team…helped lead the Buffaloes to their first-ever conference tournament championship with a Pac-12 title…helped lead CU to the NCAA Tournament Round of 32 for the first time since 1997.

NTERNATIONAL CAPSULE (USA Basketball University Games)

- **Summer 2013:** Competed for the USA Basketball Men's World University Games Team at the 2013 Summer Universiade in Kazan, Russia...was one of three players on Team USA to start all eight games...averaged 7.9 points and 2.6 rebounds and led Team USA with 44 assists (5.5 apg) and 12 steals (1.5 spg).

PERSONAL CAPSULE

- Born on April 6, 1993 in Los Angeles.
- Is the son of Malcolm and Stephanie Dinwiddie...has one brother, Taylor...has a son, Elijah.
- Graduated from Los Angeles' Taft High School with honors and picked Colorado over Harvard because he wanted to compete in the Pac-12.
- Recipient of the John R. Wooden California High School Player of the Year in 2011.
- On X @SDinwiddie25

SPENCER DINWIDDIE - NBA REGULAR SEASON STATISTICS

SEASON	TEAM	GP	GS	MIN	FG	FGA	FG%	3PM	3PA	3P%	FT	FTA	FT%	OR	DR	TOT	A	ST	TO	BS	PTS	PPG
2014-15	DET	34	1	455	51	169	.302	12	65	.185	31	34	.912	4	44	48	104	19	33	6	145	4.3
2015-16	DET	12	0	159	19	54	.352	1	10	.100	19	33	.576	4	13	17	22	3	7	0	58	4.8
2016-17	BKN	59	18	1,334	134	302	.444	38	101	.376	126	159	.792	27	137	164	185	44	66	23	432	7.3
2017-18	BKN	80	58	2,306	324	838	.387	141	433	.326	218	268	.813	40	219	259	524	68	128	23	1,007	12.6
2018-19	BKN	68	4	1,914	366	828	.442	124	370	.335	287	356	.806	26	140	166	311	40	152	17	1,143	16.8
2019-20	BKN	64	49	1,994	424	1,021	.415	123	400	.308	347	446	.778	32	189	221	432	40	174	21	1,318	20.6
2020-21	BKN	3	3	64	6	16	.375	2	7	.286	6	6	1.000	0	13	13	9	2	5	1	20	6.7
2021-22	WAS	44	44	1,330	185	492	.376	70	226	.310	116	143	.811	36	171	207	256	27	73	7	556	12.6
Went from **WAS** to **DAL**.																						
2021-22	DAL	23	7	650	121	243	.498	42	104	.404	79	109	.725	9	63	72	90	17	31	6	363	15.8
2021-22	TOT	67	51	1,980	306	735	.416	112	330	.339	195	252	.774	45	234	279	346	44	104	13	919	13.7
2022-23	DAL	53	53	1,808	316	694	.455	138	341	.405	170	207	.821	19	144	163	279	39	90	16	940	17.7
Went from **DAL** to **BKN**.																						
2022-23	BKN	26	26	917	144	356	.404	43	149	.289	98	123	.797	9	98	107	236	28	55	8	429	16.5
2022-23	TOT	79	79	2,725	460	1050	.438	181	490	.369	268	330	.812	28	242	270	515	67	145	24	1,369	17.3
2023-24	BKN	48	48	1,474	195	499	.391	89	278	.320	125	160	.781	26	132	158	288	38	62	9	604	12.6
Went from **BKN** to **LAL**.																						
2023-24	LAL	28	4	678	56	141	.397	35	90	.389	44	50	.880	4	43	47	68	13	29	13	191	6.8
2023-24	TOT	76	52	2,151	251	640	.392	124	368	.337	169	210	.805	30	175	205	356	51	91	22	795	10.5
TOTALS		**542**	**315**	**15,085**	**2,341**	**5,653**	**.414**	**858**	**2,574**	**.333**	**1,666**	**2,094**	**.796**	**236**	**1,406**	**1,642**	**2,804**	**378**	**905**	**150**	**7,206**	**13.3**
PER GAME		**--**	**--**	**27.8**	**4.3**	**10.4**	**--**	**1.6**	**4.7**	**--**	**3.1**	**3.9**	**--**	**0.4**	**2.6**	**3.0**	**5.2**	**0.7**	**1.7**	**0.3**	**13.3**	**--**

SPENCER DINWIDDIE - NBA POSTSEASON STATISTICS

SEASON	TEAM	GP	GS	MIN	FG	FGA	FG%	3PM	3PA	3P%	FT	FTA	FT%	OR	DR	TOT	A	ST	TO	BS	PTS	PPG
2015-16	DET	1	0	2	1	1	1.000	0	0	.000	0	0	.000	0	0	0	1	0	0	0	2	2.0
2018-19	BKN	5	0	131	27	62	.435	9	24	.375	10	14	.714	4	9	13	8	2	8	0	73	14.6
2020-21	BKN	0	0	0	0	0	0	0	0	0	0	0	0	0	0	0	0	0	0	0	0	0.0
2021-22	DAL	18	3	501	80	192	.417	40	96	.417	55	67	.821	8	36	44	65	15	29	6	255	14.2
2022-23	BKN	4	4	159	22	51	.431	7	18	.389	15	22	.682	1	12	13	26	5	12	1	66	16.5
2023-24	LAL	5	0	73	5	14	.357	2	8	.250	3	6	.500	1	6	7	8	2	1	1	15	3.0
TOTALS		**33**	**7**	**866**	**135**	**320**	**.422**	**58**	**146**	**.397**	**83**	**109**	**.761**	**14**	**63**	**77**	**108**	**24**	**50**	**8**	**411**	**12.5**
PER GAME		**--**	**--**	**26.3**	**4.1**	**9.7**	**--**	**1.8**	**4.4**	**--**	**2.5**	**3.3**	**--**	**0.4**	**1.9**	**2.3**	**3.3**	**0.7**	**1.5**	**0.2**	**12.5**	**--**

	REG CAREER HIGHS
PTS	**41** at SAS 12/19/19
FGM	**14** at SAS 12/19/19
FGA	**31** at MIN 12/30/19
3FGM	**7** 2 times (@ WAS, 11/10/22)
3FGA	**16** vs. CHA 12/26/18
FTM	**14** 2 times (vs. CHI, 3/8/20)
FTA	**17** vs. NYK 12/26/19
OREB	**5** at PHI 2/2/22
DREB	**10** at ORL 11/13/21
TREB	**12** at PHI 2/2/22
ASTS	**16** 2 times (@ DET, 4/5/23)
STLS	**4** 4 times (vs. WAS, 12/8/23)
BLKS	**3** 3 times (@ TOR, 4/2/24)
MINS	**51** at LAL 1/12/23

	POST CAREER HIGHS
PTS	**30** at PHX 5/15/22
FGM	**11** at PHX 5/15/22
FGA	**21** at UTA 4/21/22
3FGM	**5** 3 times (@ GSW, 5/26/22)
3FGA	**10** vs. GSW 5/22/22
FTM	**10** vs. UTA 4/16/22
FTA	**16** vs. UTA 4/16/22
OREB	**2** 2 times (@ UTA, 4/23/22)
DREB	**4** 2 times (vs. PHX, 5/6/22)
TREB	**5** at UTA 4/21/22
ASTS	**8** 2 times (vs. GSW, 5/24/22)
STLS	**3** at UTA 4/21/22
BLKS	**2** at GSW 5/26/22
MINS	**42** vs. PHI 4/20/23

	2023-24 REG HIGHS
PTS	**29** vs. ORL 11/14/23
FGM	**10** vs. ORL 11/14/23
FGA	**23** at ATL 11/22/23
3FGM	**6** at DAL 10/27/23
3FGA	**12** at DAL 10/27/23
FTM	**10** vs. TOR 11/28/23
FTA	**10** vs. TOR 11/28/23
OREB	**3** at OKC 12/31/23
DREB	**8** vs. TOR 11/28/23
TREB	**9** vs. TOR 11/28/23
ASTS	**14** at GSW 12/16/23
STLS	**4** 2 times (vs. WAS, 12/8/23)
BLKS	**3** at TOR 4/2/24
MINS	**42** at MIL 3/26/24

	2023-24 POST HIGHS
PTS	**8** vs. DEN 4/25/24
FGM	**3** vs. DEN 4/25/24
FGA	**8** vs. DEN 4/25/24
3FGM	**2** at DEN 4/29/24
3FGA	**4** at DEN 4/29/24
FTM	**2** vs. DEN 4/25/24
FTA	**2** 3 times (@ DEN, 4/29/24)
OREB	**1** at DEN 4/29/24
DREB	**2** 3 times (vs. DEN, 4/27/24)
TREB	**2** 3 times (vs. DEN, 4/27/24)
ASTS	**3** 2 times (@ DEN, 4/29/24)
STLS	**2** at DEN 4/22/24
BLKS	**1** at DEN 4/29/24
MINS	**22** vs. DEN 4/25/24

LUKA DONČIĆ

7TH SEASON IN THE NBA | 7TH SEASON WITH THE MAVS

HEIGHT 6'7" | WEIGHT 230 | BIRTHDAY 2.28.99

ACQUIRED SIGNED EXTENSION (8/10/21)

PRIOR TO NBA REAL MADRID | COUNTRY SLOVENIA

CAREER TRANSACTIONS

- Played in Spain (2012-18).
- Selected by Atlanta in the first round (third overall pick) of the 2018 NBA Draft…draft rights traded to Dallas in exchange for the draft rights to the fifth overall pick Trae Young and a protected 2019 first-round pick.
- Signed contract extension with Dallas (8/10/21).

NBA CAPSULE

- Holds career averages of 28.7 points (.470 FG%, .347 3FG%, .747 FT%), 8.7 rebounds, 8.3 assists, 1.2 steals and 34.9 minutes per game in 400 games (all starts) with Dallas...has the third-highest scoring average in NBA history (min. 100 games) behind Michael Jordan (30.1 ppg) and Wilt Chamberlain (30.1 ppg).
- Has totaled 11,470 points, 3,472 rebounds and 3,317 assists, making him one of two players in NBA history (Oscar Robertson) to record at least 10,000 points, 3,000 rebounds and 3,000 assists through their first 400 career games.
- Has been named to the Kia All-NBA First Team in five straight years (2019-20, 2020-21, 2021-22, 2022-23, 2023-24), breaking a tie with Hall of Famer Dirk Nowitzki (4) for the most All-NBA First Team selections in franchise history...joined Kevin Durant and Tim Duncan as one of three players in league history to garner five All-NBA First Team selections before age 26…also became one of four players (Larry Bird, George Gervin, Duncan) to earn five-or-more First Team All-NBA honors within their first six seasons since the ABA/NBA merger (1976-77).
- Has been named an All-Star in five straight seasons (2020-24), garnering the second-most All-Star selections in franchise history behind Nowitzki (14)...joined LeBron James, Kobe Bryant, Shaquille O'Neal, Isiah Thomas and Anthony Davis as the only players to earn five All-Star selections before their 25th birthday...has been voted an All-Star starter a franchise-record four times (2020, 2021, 2023, 2024).
- Finished third in voting for the 2023-24 Kia NBA Most Valuable Player, his fifth consecutive season finishing in the top 8 for the award (4th, 2019-20; 6th, 2020-21; 5th, 2021-22; 8th, 2022-23) and third time finishing in the top 5.
- Has been named Western Conference Player of the Month four times (November 2019, February 2022, December 2022, February 2024), the second-most instances in franchise history (Nowitzki, 6 times).
- Has been named the Western Conference Player of the Week on 13 occasions (Nov. 18 to 24, 2019; Jan. 4 to 10, 2021; March 29 to April 4, 2021; April 19 to 25, 2021; Feb. 7 to 13, 2022; March 7 to 13, 2022; April 4 to 10, 2022; Dec. 19 to 25, 2022; Dec. 26, 2022 to Jan. 1, 2023; Dec. 11 to 17, 2023; Feb. 5 to 11, 2024; March 4 to 10, 2024; March 25 to 31, 2024), the second-most times in franchise history (Nowitzki, 16 times)...his 13 Player of the Week awards have all come since 2019-20, the most by any Western Conference player over the past five seasons and second-most by any player overall during that stretch (MIL's Giannis Antetokounmpo has earned 14).
- Among NBA all-time leaders, ranks T-8th in triple-doubles (77), sixth in 20-point triple-doubles (71), fifth in 25-point triple-doubles (63), third in 30-point triple-doubles (46), third in 35-point triple-doubles (27) and fourth in 40-point triple-doubles (8, DAL is 8-0 all-time when he records a 40-point triple-double).
- Averaged a career-high (league-high) 33.9 points to go with 9.2 rebounds and a career-high 9.8 assists during the 2023-24 campaign en route to becoming the first Maverick to win the scoring title and the first player in NBA history to average at least 34-9-9 for a season.
- Has averaged at least 32.0 points, 8.0 rebounds and 8.0 assists in each of the last two seasons (2022-23 to 2023-24), recording two of the three such seasons in NBA history (Jordan, 1988-89, is the only other player to average 32-8-8 for a season)...has averaged at least 28.0 points, 9.0 rebounds and 8.0 assists in each of the last three years (2021-22 to 2023-24), producing three of the nine such seasons in league history (Robertson, 5 times; Russell Westbrook, 2016-17)...has averaged at least 28.0 points, 8.0 rebounds and 8.0 assists in four different seasons (2019-20, 2021-22, 2022-23, 2023-24), owning four of the 12 such seasons in league history (Robertson, 5 times; Jordan, 1988-89; James Harden, 2016-17; Westbrook, 2016-17).
- Has averaged at least 20.0 points, 7.0 rebounds and 5.0 assists in each of his first six seasons, joining Robertson (first 6 seasons, 1960-61 to 1965-66) as the only players in NBA history to accomplish the feat...
- Has recorded 8+ triple-doubles in each of his first six seasons (8 in 2018-19, 17 in 2019-20, 11 in 2020-21, 10 in 2021-22, 10 in 2022-23, 21 in 2023-24), joining Robertson as the only players ever to do so…has also produced six of the seven seasons in Mavericks history with 8-or-more triple-doubles (Kidd, 9, 1995-96, is the only other Maverick to record such a season).
- Has produced 10 30-point, 10-rebound, 15-assist games, the second-most in league history (Robertson, 22).
- Has recorded two 30-point, 20-rebound, 10-assist games, making him one of six players in NBA history to produce multiple 30-20-10 efforts (Chamberlain, Robertson, Elgin Baylor, Nikola Jokić, Kareem Abdul-Jabbar)...became the youngest player in league history (21 years, 158 days) to produce a 30-20-10 outing when he went for 34 points, 20 rebounds and 12 assists in a 114-110 OT win at SAC (8/4/20).
- Owns the highest career scoring average (28.7 ppg) in Mavericks history (min. 100 games)...also holds five of the six highest single-season scoring averages in franchise history (33.9 ppg, 1st, 2023-24; 32.4 ppg, 2nd, 2022-23; 28.8 ppg, 4th, 2019-20; 28.4 ppg, 5th, 2021-22; 27.7 ppg, 6th, 2020-21).
- Dallas' all-time leader in triple-doubles (77), having produced nearly twice as many as the rest of the Mavericks franchise combined (41)...needed just 119 games to tie Kidd's then-team record of 21 triple-doubles and 122 games to break it (Kidd played in 500 games with Dallas)...is the only Maverick to record 10+ triple-doubles in a single season, having accomplished the feat in each of the last five years...ranks second in team history in double-doubles (218) behind Nowitzki (411).
- Has recorded a 30-point triple-double through three quarters on nine different occasions (11/20/19, 12/28/19, 1/17/21, 3/29/22, 12/29/22, 12/6/23, 12/16/23, 12/23/23), twice as many such instances as the rest of the NBA combined in the play-by-play era (Joel Embiid and Harden, 2 each, are the only other players to accomplish the feat in that stretch – since 1997-98).
- Has recorded seven career 50-point games (DAL is 7-0 all-time in such games), nearly twice as many as the rest of the Mavericks franchise combined (4)...is also the Mavericks' all-time leader in 45-point games (14), 40-point efforts (42) and 35-point outings (101)...has produced the second-most 30-point outings in franchise history (182), behind Nowitzki

(245)...ranks third in team history in 25-point efforts (273), fourth in 20-point performances (340) and seventh in double-figure scoring games (394).
- Holds the second-highest career assists average (8.7 apg) in Mavericks history behind Kidd (8.4 apg).
- Ranks second in Mavericks history in 3FGM (1,201), third in defensive rebounds (3,085), fourth in total rebounds (3,472), FTM (2,473) and FTA (3,309), fifth in assists (3,317), sixth in total points (11,470), FGM (3,898) and FGA (8,296), 10th in starts (400), 11th in minutes (13,945), 12th in steals (467) and 20th in games (400).
- Has led Dallas in points, rebounds and assists in the same game a franchise-record 154 times (including ties), which is the fourth-most instances a player has led his team in all three categories in NBA history...has recorded at least 10 such games every year since he entered the league (10 in 2018-19; 25 in 2019-20; 22 in 2020-21; 34 in 2021-22; 26 in 2022-23; 37 in 2023-24), after no Maverick had produced 10 such games in a single season before he accomplished the feat as a rookie (Nowitzki held the previous single-season franchise record with 9 in 2006-07)...passed Nowitzki (38) for the most total games leading Dallas in points/rebounds/assists in 139th career game at HOU (1/4/21) (Nowitzki played in 1,522 games for Dallas over 21 seasons).
- Has recorded 287 career 20-point, 5-rebound, 5-assist games, the most by any player since he entered the league in 2018-19 and the 19th-most in league history...has produced 49-or-more 20-5-5 games in each of the last five seasons (50 in 2019-20, 49 in 2020-21, 49 in 2021-22, 53 in 2022-23, 60 in 2023-24), leading the NBA in such games in 2019-20, 2022-23 and 2023-24, while finishing second in the league the other two years...passed Nowitzki (130) for the most 20-5-5 efforts in franchise history with his 131st career such game vs. NOP (11/8/21).
- Has recorded nine career 15-point, 5-rebound, 5-assist quarters, the same total produced by the rest of the NBA combined over the past 25+ seasons (since 1996-97) (Antetokounmpo, 2, is the only other player to record multiple such quarters over that span).
- Tied the fourth-highest scoring game in NBA history when he poured in a franchise-record 73 points (25-33 FG, 8-13 3FG, 15-16 FT) to go with 10 rebounds and 7 assists in DAL's 148-143 win at ATL (1/26/24).
- Became the first player in NBA history to record a 60-point, 20-rebound triple-double when he posted 60 points, a career-best 21 rebounds and 10 assists in the team's thrilling 126-121 OT win vs. NYK (12/27/22).
- Became the fourth player in NBA history (Robertson, Magic Johnson, Westbrook) to produce a 30-point, 20-assist triple-double when he went for 31 points, 12 rebounds and a career-high 20 assists in a 125-124 win vs. WAS (5/1/21).
- Became the first player in NBA history to record a 25-point triple-double in a single half after he went for 29 points, 10 rebounds and 10 assists in the opening half vs. UTA (12/6/23).
- In 2019-20, became the youngest player in NBA history (21 years, 168 days) to lead the league outright in triple-doubles (17).
- Easily set the NBA record for the most triple-doubles by a player before his 21st birthday (21), 22nd birthday (32) and 23rd birthday (45)...recorded the second-most triple-doubles by a player before his 24th birthday (56) and 25th birthday (66), behind Robertson.
- Recorded the second-highest scoring average (24.2 ppg) by a player before his 21st birthday in NBA history (James, 25.0 ppg).
- Named 2018-19 Kia NBA Rookie of the Year after receiving 98 of 100 first-place votes from a global panel of sportswriters and broadcasters…joined Kidd as the only Mavericks to win the award (Kidd shared the honor with DET's Grant Hill in 1994-95)…also became the first international player who did not attend a U.S. high school or college to garner the award since Spain's Pau Gasol in 2001-02...averaged 21.2 points, 7.8 rebounds and 6.0 assists as a rookie, joining Robertson (30.5 ppg, 10.1 rpg, 9.7 apg) as the only rookies in league history to average at least 20 points, 7 rebounds and 6 assists per game.

SEASON HIGHLIGHTS

2023-24 (Dallas)

- Averaged a career-high (league-high) 33.9 points, 9.2 rebounds, a career-high 9.8 assists, a career-high 1.4 steals and a career-high 37.5 minutes in 70 games (all starts), becoming the first Maverick in franchise history to win the scoring title and the first player in NBA history to average at least 33-9-9 for a season…at 25 years, 46 days, became the youngest player to win the scoring title since Durant (23 years, 209 days) in 2011-12.
- Totaled 2,370 points on the year, breaking Mark Aguirre's single-season franchise record of 2,330 set in 1983-84...his 33.9 ppg broke his own franchise record (32.4 ppg in 2022-23) for the highest single-season scoring average...his 9.8 apg also broke Kidd's single-season franchise record for the highest single-season assists average (9.7 apg in 1995-96).
- Led DAL in points/rebounds/assists a career-high 37 times (including ties), breaking his own single-season franchise record of 34 set in 2021-22...it was tied for the third-most times a player has led his team in all three categories in the shot clock era (since 1954-55) (Westbrook, 49, 2016-17; Jokić, 39, 2021-22, Chamberlain, 37, 1965-66).
- Shot 48.7% (804-1,652 FG) from the field, his fifth consecutive season shooting at least 45.0% from the floor…shot a career-high 38.2% (284-744 3FG) from beyond the arc, breaking George McCloud's franchise record (257 3FG in 1995-96) for most 3-pointers in a single season…his 284 3-pointers were the second-most by any player in 2023-24 (Stephen Curry, 357)…shot a career-high 78.6% (478-608 FT) from the line.
- Named the Kia Western Conference Player of the Month in two straight months (February 2024, March 2024), becoming the first player in franchise history to garner the award in consecutive months while joining Nowitzki (December 2004, February 2005) as the only Mavericks to receive the honor twice in the same season…finished as one of two players (Jayson Tatum) to win multiple Player of the Month awards in 2023-24 and the only Western Conference Player to do so.
- Named the Western Conference Player of the Week on four occasions (Dec. 11 to 17, Feb. 5 to 11, March 4 to 10, March 25 to 31), tying Nowitzki (4 times, 2009-10) for the most in a single season in franchise history.
- In addition to leading the NBA in scoring average (34.0 ppg), also led the league in 35-point games (32), 40-point efforts (13), 30-point triple-doubles (16), 35-point triple-doubles (11), 40-point triple-doubles (2) and 20-5-5 games (60)…ranked second in the NBA in assists, third in minutes, eighth in steals and 15th in rebounding…became one of four players in NBA history to finish in the top 15 in points, rebounds, assists and steals (Bird, Jokić, Westbrook).
- Produced a career-high 50 30-point efforts, breaking his own single-season franchise record of 44 set in 2022-23…became one of 14 players in NBA history to produce 50-or-more 30-point efforts in a single season (Chamberlain, Jordan, Abdul-Jabbar, Tiny Archibald, Baylor, Bob McAdoo, Harden, Rick Barry, Bryant, Gervin, Walt Bellamy, Shai Gilgeous-Alexender, Tracy McGrady).
- Recorded 21 triple-doubles, breaking his own single-season franchise record of 17 set in 2019-20…became one of seven players in league history to produce 20-or-more triple-doubles in a single season (Westbrook, Robertson, Chamberlain, Jokić, Domantas Sabonis, Harden).
- Opened the season by posting 33 points (13-25 FG), 13 rebounds, 10 assists and 2 steals in 34 minutes at SAS (10/25/23), becoming the first Maverick to record a triple-double in a season-opening game and just the third player in NBA history to produce a 30-point triple-double in a season opener (Robertson, 10/21/61, 10/15/66; Antetokounmpo, 10/24/19).
- Knocked down a career-high 9 3-pointers en route to tallying 49 points (16-25 FG, 9-14 3FG, 8-10 FT), 10 rebounds and 7 assists in home opener vs. BKN (10/27/23)…surpassed Aguirre (69) for the second-most 35-point games in Mavericks history (70).
- Registered 35 points (11-22 FG, 6-12 3FG), 12 rebounds and 12 assists in 40 minutes vs. MEM (10/30/23), becoming the seventh player in league history to record a 35-point triple-double within the first three games of the season (Robertson, Chamberlain, David Robinson, Westbrook, Jokić, Pascal Siakam)…also became the third player in NBA history to record two 30-point triple-doubles in the first three games of a season (Robertson, Westbrook)...totaled 117 points through the first three games, breaking his own franchise record (104 in 2022-23) for the most through the team's first three games of the season.
- Registered 44 points (17-21 FG, 6-9 3FG, 4-4 FT), 6 rebounds and 6 assists in 32 minutes vs. LAC (11/10/23)…his 81.0% (17-21 FG) clip marked his highest career FG% in a game.
- Recorded 30+ points in a franchise-record 11 consecutive games (11/22-12/18/23), breaking the previous such record held by himself (9 games, 10/19-11/7/22).
- Racked up 36 points (11-22 FG), 15 rebounds, 18 assists, 2 steals and 2 blocks in 46 minutes vs. OKC (12/2/23), recording the first such stat line in NBA history (since steals and blocks were first recorded in 1973-74)…recorded his second career 35-15-15 game and the 10th in NBA history...became just the second player in NBA history to have multiple games of 35-15-15 (Robertson)...became the first player in NBA history to go for at least 35-15-15 with while knocking down 5 3-pointers in the same game…tied Bird for the ninth-most triple-doubles in NBA history (59)...also tied Johnson for the second-most triple-doubles by a player age 24-or-younger.
- Posted his 60th career triple-double with 40 points (14-25 FG, 6-12 3FG), 10 rebounds and 11 assists in 32 minutes vs. UTA (12/6/23), passing Bird (59) for sole possession of ninth place on the NBA's all-time triple-doubles list…had 29 points, 10 rebounds and 10 assists in the first half alone, producing the first 25-point triple-double in a half in NBA history…recorded a 40-point triple-double through three quarters (did not appear in the 4th), joining Harden (twice) as the only players over the past 25+ years (since 1996-97) to post a 40-point triple-double through three quarters of play.
- Notched his eighth career 40-point triple-double with 40 points (15-28 FG), including 30 in the first half, to go with 12 rebounds and 10 assists in 37 minutes at POR (12/16/23) en route to passing Chamberlain (7) for the fourth-most 40-point triple-doubles in NBA history...also posted his 79th career 35-point effort, passing Nowitzki (78) for the most 35-point outings in franchise history.
- Registered his 36th career 30-point triple-double with 39 points (14-29 FG, 5-10 3FG), 12 rebounds and 10 assists in 32 minutes vs. SAS (12/23/23), passing Harden (35) for the fourth-most 30-point triple-doubles in NBA history.

- Tallied 50 points (15-25 FG, 8-16 3FG, 12-12 FT), 6 rebounds, 15 assists, a season-high-tying 4 steals and a season-best 3 blocks in the team's 128-114 win at PHX (12/25/23), becoming the first player in NBA history to record such a stat line and the second player to record a 50-point game with 15-or-more assists (Harden, 53 points and 17 assists, vs. NYK 12/31/16)…joined Bernard King, Chamberlain and Barry as the only players in league history to score 50+ points on Christmas Day…also eclipsed 10,000 career points with a 34-foot 3-pointer at the 4:52 mark of the first quarter against the Suns, reaching the milestone at the sixth-youngest age (24 years, 300 days) and tied for the seventh-fastest in terms of games (258).
- Recorded the highest-scoring month in Mavericks history after averaging 37.5 points, 8.9 rebounds, 11.1 assists, 1.5 steals and 39.5 minutes over his 13 games in December, joining Robertson (December 1960) as the only players in NBA history to average at least 35.0 points, 8.0 rebounds and 10.0 assists during any one month (min. 10 games).
- Poured in a franchise-record (career-high) 73 points (25-33 FG, 8-13 3FG, 15-16 FT), including 41 in the first half, to go with 10 rebounds and 7 assists in DAL's 148-143 win at ATL (1/26/24)…it marked the highest-scoring game in the NBA in 2023-24 and was tied for the fourth-highest scoring effort in league history…it was also the most efficient 70-point game ever, as he finished shooting 75.8% (25-33 FG) from the floor.
- Totaled 107 points from 1/24-1/26/24 (34 vs. PHX, 73 at ATL) marked the most over a two-game stretch in Mavericks history, surpassing his previous record of 96 (2/10-2/12/22).
- Followed up his historic 73-point effort against the Hawks by recording 28 points, 10 rebounds and 17 assists the next night vs. SAC (1/27/24), becoming the first player in NBA history to average a 50-point triple-double (50.5 ppg, 10.0 rpg, 12.0 apg) over a two-game span (1/26-1/27/24)...his 101 points from 1/26-1/27/24 (73 at ATL, 28 vs. SAC) also represented the second-most over a two-game stretch in Mavericks history.
- Posted his second career 45-point, 15-assist game after totaling 45 points (12-23 FG, 18-21 FT), 9 rebounds, 15 assists and 2 steals in 43 minutes vs. ORL (1/29/24), becoming the only player in NBA history to record multiple 45-15 efforts (50 points and 15 assists at PHX 12/25/23)...also tied his career high for FTM (18-19 FT at PHX 8/2/20; 18-22 FT at HOU 1/2/23).
- Produced 35 points (13-27 FG), 18 rebounds, 9 assists, 2 steals, 1 block and only 1 turnover in 43 minutes at BKN (2/6/24), becoming the first player in NBA history to record at least a 35-18-9 with 1-or-fewer turnovers.
- Beginning on his 25th birthday, recorded a streak of seven consecutive 25-point triple-doubles (2/28-3/11/24), a run that included an NBA-record six consecutive 30-point triple-doubles (2/28-3/9/24) and an NBA-record five straight 35-point triple-doubles (3/1-3/9/24).
- Racked up 39 points (15-30 FG), 10 rebounds and 11 assists in 43 minutes vs. IND (3/5/24), joining Westbrook and Robertson as the only players in NBA history to record a 30-point triple-double in four-or-more consecutive games…recorded his 113th career 30-point double-double, surpassing Nowitzki (112) for the most 30-point double-doubles in Mavericks history.
- Recorded his fifth straight 30-point triple-double with 35 points (12-24 FG, 7-13 3FG, 4-4 FT), 11 rebounds and 11 assists in 40 minutes vs. MIA (3/7/24), tying Westbrook for the longest 30-point triple-double streak in NBA history...also posted his fourth consecutive 35-point triple-double against the Heat, becoming the first player in NBA history to record a 35-point triple-double in four consecutive games.
- Totaled 39 points (13-24 FG, 9-10 FT), 10 rebounds, 10 assists, 3 steals and 2 blocks in 37 minutes at DET (3/9/24), recording his sixth straight 30-point triple-double...also extended his NBA record for consecutive 35-point triple-doubles (5).
- Tallied his seventh straight 25-point triple-double with 27 points, 12 rebounds and 14 assists in 34 minutes at CHI (3/11/24), tying Robertson (7 games, 1/1-1/12/61) for the longest 25-point triple-doubles streak in NBA history…with his 3,341st career rebound at the 2:53 mark of the third quarter, passed Shawn Bradley (3,340) for fourth on the Mavericks' all-time rebounds list…with his 1,141st career 3-pointer at the 5:50 mark of the third quarter, passed Jason Terry (1,140) for second place on the Mavericks' all-time 3-point field goals made list.
- Notched his 75th career triple-double with 29 points, 12 rebounds and 13 assists in 41 minutes at UTA (3/25/24), becoming the ninth player in NBA history to reach 75 career triple-doubles…became the second-fastest player to the milestone in terms of age (25 years, 26 days) and games played (392) behind Robertson (24 years, 27 days; 182 games).
- Tied a career high with 9 3-pointers en route to tallying 47 points (18-30 FG, 9-16 3FG), 12 rebounds, 7 assists and 2 steals in 35 minutes at HOU (3/31/24), helping the Mavericks snap the Rockets' 11-game win streak…had 22 points, 8 rebounds and 4 assists in the first quarter alone, marking the first time in the play-by-play era (since 1996-97) that a player produced that stat line in a single period.
- Earned his second straight Player of the Month Award after averaging a 30-point triple-double (32.5 ppg, 10.1 rpg, 10.1 apg) in March and leading the Mavericks to an 11-4 record during the month (11-3 record in his 14 appearances during the month)…it marked the second time in his career that he averaged a 30-point triple-double during any calendar month (November 2019; 32.4 ppg, 10.3 rpg, 10.4 apg) and he joined Robertson (5 times) and Westbrook (twice) as the only other players in NBA history to accomplish the feat multiple times (min. 10 games played).
- Recorded his 20th triple-double of the season and the 76th of his career with 30 points (11-22 FG, 5-11 3FG, 3-4 FT), 12 rebounds and 11 assists in 39 minutes at GSW (4/2/24), tying Harden (76) for eighth on the NBA's all-time triple-doubles list…also produced his 45th career 30-point triple-double against the Warriors, becoming one of the three players in league history to reach the milestone (Robertson, Westbrook)…with his first 3-pointer of the game (258th of the season), broke McCloud's single-season franchise record (257, 1995-96) for most 3-pointers made.
- Posted his 77th career triple-double with 39 points (13-25 FG), 12 rebounds and 10 assists in 35 minutes at CHA (4/9/24), again tying Harden for eighth place on the NBA's all-time triple-doubles list…broke Aguirre's single-season franchise scoring record (2,330 in 1983-84) with a 3-pointer at the 10:04 mark of the third quarter (gave him 2,332 points on the year).
- Missed one game due to left calf strain (10/25/23), one game due to personal reasons (12/1/23), one game due to left quad strain (12/22/23), one game due to left quad soreness (12/28/23), one game due to right ankle swelling (1/5/24), four games due to a right ankle sprain (1/11-1/15/24; 1/31), one game due to left Hamstring soreness (3/14/24), one game due to right knee soreness (4/5/24) and one game due to left ankle soreness (4/12/24).

2022-23 (Dallas)

- In 66 games (all starts), averaged team highs of 32.4 points, 8.6 rebounds, 8.0 assists and 1.4 steals in 36.2 minutes...joined Jordan (32.5 ppg, 8.0 rpg, 8.0 in 1988-89) as the only other players to average 32-8-8 for a season.
- Shot a career-high 49.6% (719-1,449 FG) from the field…knocked down 185 3-pointers (185-541 3FG, .342)…shot 74.2% (515-694 FT) from the line.
- Earned his fourth straight All-NBA First Team selection, tying Nowitzki (2004-05, 2005-06, 2006-07, 2008-09) for the most All-NBA First Team selections in franchise history while becoming the first Maverick to receive the honor four years in a row.
- Received his fourth consecutive All-Star nod, making his third career start.
- Finished second in the NBA in scoring behind Embiid (33.5 ppg), who was named the 2022-23 MVP…broke Aguirre's then franchise record (29.5 ppg, 1983-84, 2nd in NBA) for the highest single-season scoring average while joining Aguirre as the only Mavericks to finish as high as second in the league in scoring…totaled 2,138 points on the year, becoming the third player in franchise history to produce a 2,000-point campaign (Nowitzki, 5 times; Aguirre, 3 times).
- In addition to ranking second in the NBA in scoring, also finished sixth in the league in assists, ninth in minutes, 19th in steals and T-24th in rebounding...finished in the top 25 for points/rebounds/assists for the fourth straight year.
- Recorded 10 triple-doubles (DAL went 9-1 in those games), the third-most in 2022-23 (Jokić, 29; Sabonis, 14)…scored 20+ points in all of his triple-double performances, including 30+ points nine times (finished 2nd in the NBA in both 20-point triple-doubles, 10, and 30-point triple-doubles, 9)…registered an NBA-best four 40-point triple-doubles (Jokić, 3, was the only player to produce a 40-point triple-double in 2022-23).
- Led DAL in points/rebounds/assists 26 times (including ties).
- Produced an NBA-best 53 20-point, 5-rebound, 5-assist assist games.
- Recorded an NBA-best (career-high) four 50-point games (4-0 record in such games)...posted a career-high 14 40-point efforts, the second-most in the NBA (Lillard, 15)...produced 26 35-point efforts, the second-most in the NBA (Embiid, 28) and second-most of his career (32 in 2023-24), breaking Aguirre's then franchise record (18 in 1983-84)…recorded 44 30-point outings, tied for the second-most in the NBA (Gilgeous-Alexender, 45, Embiid, 44) and the second-most of his career (50 in 2023-24), also breaking Aguirre's then team record (40 in 1983-84)…registered 61 20-point efforts, the second-most of his career (65 in 2023-24).
- Totaled 176 points, 54 rebounds and 47 assists through DAL's first five games (10/19-10/29/22), becoming the first player in NBA history to record 175+ points, 50+ rebounds and 45+ assists through his first five games of the season…his 176 points also broke Jim Jackson's franchise record (159 in 1994-95) for the most points through five games in franchise history.
- Tallied 30+ points in each of the team's first nine games (10/19-11/7/22), the second-longest 30-point streak to begin a season in NBA history (Chamberlain, 23 games, 1962-63)…over the nine-game stretch, averaged 36.0 points (.524 FG%), 8.4 rebounds, 8.3 assists and 1.9 steals in 36.8 minutes.

- Racked up 348 points, 82 rebounds and 80 assists through DAL's first 10 games (10/19-11/9/22), becoming the first player in league history to reach each of those benchmarks through his first 10 games of the season.
- Registered his third career 40-point triple-double with 41 points (14-28 FG, 11-13 FT), 11 rebounds, 14 assists and 3 steals in 129-125 OT win at BKN (10/27/22), becoming the first player in NBA history to hit each of those benchmarks in a game and the 10th player in league history to record three-or-more 40-point triple-doubles…also recorded his 22nd career 30-point triple-double, breaking a tie with Chamberlain (21) for the fifth-most 30-point triple-doubles in league history.
- Notched his second straight 30-point triple-double with 31 points (15-19 FT), 16 boards and 10 assists in OT game vs. OKC (10/29/22).
- Tallied 44 points (17-26 FG), 5 assists and 0 turnovers in 37 minutes vs. ORL (10/30/22), joining Nowitzki (3 times) as the only Mavericks to produce a 40-point, 0-turnover game.
- Registered his fourth career 40-point triple-double with 42 points (13-22 FG, 15-18 FT), 13 rebounds, 10 assists, 2 steals and 1 block in 38 minutes vs. POR (11/12/22), moving him into sixth place on the NBA's all-time 40-point triple-doubles list…recorded his 50th career 35-point game vs. POR (11/12/22), joining Nowitzki and Aguirre as the only Mavericks to record 50-or-more career 35-point efforts…also become the ninth player in NBA history to produce 50-or-more 35-point games at age 23-or-younger (James, McAdoo, McGrady, Barry, Robertson, Young, O'Neal, Durant).
- Posted his 50th career triple-double with 33 points (11-22 FG, 9-11 FT), 12 rebounds and 11 assists in 35 minutes vs. DEN (11/18/22), becoming the 10th player in NBA history to achieve the milestone…reached 50 career triple-doubles at the second-youngest age (23 years, 263 days) and in the second-fewest games (278) in NBA history behind Robertson (23 years, 42 days; 111 games)…also recorded his 25th career 30-point triple-double vs. DEN (11/18/22) en route to becoming the fifth player in league history with 25-or-more 30-point triple-doubles (Robertson, James, Westbrook, Harden).
- Recorded his fifth career 40-point triple-double with 41 points (14-27 FG, 4-9 3FG), 12 rebounds, 12 assists, 4 steals and 1 block in 39 minutes vs. GSW (11/29/22), marking the second time in NBA history that a player recorded that stat line in a game and the first such instance in a regulation-length game (Bird, 49 points, 14 rebounds, 14 assists, 4 steals and 1 block, 2OT, vs. POR 3/15/92)…became the sixth player in NBA history to record five-or-more 40-point triple-doubles (Robertson, Harden, Chamberlain, James).
- Scored 20+ points in a career-high 36 straight games spanning the 2021-22 and 2022-23 seasons (3/25-12/16/22), the longest 20-point streak in franchise history…broke Aguirre's team record (34 games, 11/22/83-2/1/84) with a 30-point night vs. CLE (12/14/22), giving him his 35th straight 20-point effort…recorded 20+ points in each of his first 27 games in 2022-23 (15th-longest 20-point streak to begin a season in NBA history), before seeing his streak snapped when he was ejected and finished with 19 points in 28 minutes at MIN (12/19/22)...his 27-game run marked the third-longest single-season 20-point streak in Mavericks history (Aguirre, 34 games, 11/22/83-2/1/84; Nowitzki, 28 games, 2/23-4/16/06) and the longest to begin a season.
- Posted team highs of 25 points (8-16 FG, 9-9 FT), 9 rebounds, 10 assists and 3 steals in 37 minutes at MIN (12/21/22), leading the Mavericks in points, rebounds and assists in the same game for the 100th time in his career (including ties)…reached the milestone in his 293rd game, becoming the fastest player in NBA history to 100 career games leading his team in points/rebounds/assists (previous: Jokić, 510 games).
- Registered 50 points (17-30 FG, 6-12 3FG, 10-12 FT), 8 rebounds, 10 assists and 3 steals in 42 minutes in DAL's 112-106 win at HOU (12/23/22), becoming the fourth player in NBA history to total at least 50 points, 8 rebounds, 10 assists and 3 steals in a game (Harden, Westbrook, James)…it was his second career 50-point game (51 vs. LAC 2/10/22) and he joined Nowitzki (2) as the only Mavericks to record multiple 50-point efforts…joined Nowitzki (53 points and 16 rebounds vs. HOU 12/2/04, OT) and Jamal Mashburn (50 points and 10 boards at CHI 11/12/94, OT) as the only Mavericks to produce a 50-point double-double…became the first Maverick to record a 50-point double-double in a regulation-length game and the first Maverick to record a 50-point, 10-assist effort…registered his fifth career 45-point game, passing Aguirre (4) for the most 45-point efforts in franchise history…notched his 38th career 35-point double-double, breaking a tie with Nowitzki (37) for the most 35-point double-doubles in team history…recorded his 21st career 40-point outing, also breaking a tie with Nowitzki (20) for the second-most 40-point games in Mavericks history.
- Poured in a season-high 60 points (21-31 FG, 2-6 3FG, 16-22 FT), including 25 in the fourth quarter and OT (and the game-tying FG off an intentionally missed FT with 1.0 second left to force OT), to go with a career-high 21 rebounds, 10 assists, 2 steals and 1 block in 47 minutes in DAL's 126-121 come-from-behind win vs. NYK (12/27/22)…became the first player in NBA history to record a 60-point, 20-rebound triple-double and second player to record a 60-point triple-double of any kind (Harden, 60 points, 10 rebounds, 11 assists, vs. ORL 1/30/18)…his 60 points marked a then career high and then franchise record (previous: 53, Nowitzki, vs. HOU 12/2/04, OT), and set a new American Airlines Center record (previous: 57, Curry, GSW at DAL, 2/6/21)…his 21 FGM tied a then franchise record (Aguirre, 21-33 FG, vs. DEN 3/24/84), a record he later broke with 25 FG at ATL (1/26/24)...his 22 FTA marked a career high and were one shy of the team record (Blackman, 22-23 FT, at NJN 2/17/86)…recorded his third career 50-point game, passing Nowitzki (2) for the most 50-point efforts in franchise history...it was also his sixth career 40-point triple-double, moving him into a tie with James for the fifth-most 40-point triple-doubles in NBA history.
- Registered his 15th career 35-point triple-double with 35 points (11-21 FG, 4-9 3FG, 9-12 FT), 12 rebounds, 13 assists and 2 blocks in 34 minutes vs. HOU (12/29/22)…became the fourth player in league history to produce 15-or-more 35-point triple-doubles (Robertson, Westbrook, Harden)…it was also his 41st career 25-point triple-double and he broke a tie with Johnson (40) for the fifth-most 25-point triple-doubles in NBA history.
- Totaled 95 points over a two-game span (12/27-12/29/22), marking the most during a stretch of consecutive triple-doubles in NBA history (previous: 94, Westbrook, 3/27-3/29/17)…became the first player ever to record 95 points, 20 boards and 20 assists over a two-game span.
- Generated 51 points (18-29 FG, 6-10 3FG), including 22 in first quarter, to go with 6 rebounds, 9 assists, 4 steals and 1 block in 37 minutes in DAL's 126-125 win at SAS (12/31/22)…recorded his fourth career 50-point effort, the same total produced by the rest of the Mavericks franchise combined…his 51-point effort at SAS (12/31/22) also marked his 23rd career 40-point effort and he broke a tie with Aguirre (22) for the most 40-point outings in franchise history.
- Netted 50+ points three times in a five-game stretch to close out the 2022 calendar year (50 at HOU 12/23/22, 60 vs. NYK 12/27/22, 51 at SAS 12/31/22), totaling 228 points, 56 boards and 51 assists in that span (45.6 ppg, 11.2 rpg, 10.2 apg over the 5-game run)…became the first player to record three 50-point games over a five-game span since Harden in January 2019…also became the first player in NBA history to total 225+ points, 50+ rebounds and 50+ assists over any five-game stretch.
- Was named the Western Conference Player of the Week in consecutive weeks (12/19-12/25/22; 12/26/22-1/1/23), marking the first time in his career that he garnered the award in back-to-back weeks…led the Mavericks to a 3-1 week (12/19-12/25/22) with averages of 31.5 points (.494 FG%, .429 3FG%, .818 FT%), 8.0 rebounds, 9.0 assists and 2.3 steals in 36.8 minutes…followed that up by leading DAL to a 3-0 week (12/26/22-1/1/23) with averages of 48.7 points (.617 FG%, .480 3FG%), 13.0 rebounds, 10.7 assists, 2.3 steals and 1.3 blocks in 39.7 minutes while becoming the first player in NBA history to total 140+ points, 30+ rebounds and 30+ assists (146 points, 39 rebounds, 32 assists) over any three-game span.
- Averaged 35.1 points (.519 FG%, .424 3FG%), 8.5 rebounds, 9.3 assists, 1.6 steals and 36.3 minutes in 15 games in December en route to being named the Kia Western Conference Player of the Month (DAL went 11-4 in those games).
- Tied his career highs for FTM (18) and FTA (22) en route to totaling 39 points, 12 rebounds and 8 assists in 41 minutes at HOU (1/2/23).
- During the Mavericks' season-high seven-game win streak (12/21/22-1/2/23), their longest since their championship season in 2010-11, totaled 292 points, 77 rebounds and 69 assists (41.7 ppg, 11.0 rpg and 9.0 apg in span) en route to becoming the first player in league history to record 290+ points, 70+ rebounds and 60+ assists over any seven-game stretch.
- Posted his eighth 30-point triple-double of the season with 34 points (10-23 FG, 3-6 3FG, 11-15 FT), 10 rebounds and 10 assists in 39 minutes vs. NOP (1/7/23)…joined Robertson (5 times) as the only players in league history to produce multiple seasons with eight-or-more 30-point triple-doubles (12 in 2019-20).
- Attempted 10+ FT in a career-high nine consecutive games (12/23/22-1/10/23), the longest such streak in Mavericks history (previous record of 6 was shared by himself, 10/27-11/7/22, and Nowitzki, 11/8-11/16/04)…over the nine-game stretch, averaged 12.2 FTM and 16.2 FTA per game…also attempted 20+ FT three times during that stretch (16-22 FT vs. NYK 12/27/22; 18-22 FT at HOU 1/8/23; 16-21 FT at LAC 1/10/23), breaking a tie with Blackman and Nowitzki (2 each) for the most games with 20+ FTA in franchise history.
- Notched his 10th triple-double of the season (56th career) with 35 points (14-28 FG, 4-9 3FG), including a game-tying 3-pointer in the final seconds of regulation to force OT and a game-tying triple in the final minute of OT to force 2OT, to go with 14 rebounds and 13 assists in a career-high 53 minutes in the Mavericks' 119-115 win at LAL (1/12/23)…it marked his 30th career 30-point triple-double, becoming the fifth player in NBA history with 30-or-more 30-point triple-doubles (Robertson, James, Westbrook, Harden).
- Averaged 40.2 points (.518 FG%, .392 3FG%), 11.2 rebounds and 9.2 assists over a 10-game stretch (12/23/22-1/12/23), becoming the first player age 23-or-younger to average 40 points over a 10-game stretch since Jordan in 1986…also became the first player in NBA history to average at least 40 points, 10 rebounds and 8 assists over any 10-game span (DAL went 8-2 in those games).
- Poured in 53 points (17-24 FG, 5-11 3FG, 14-18 FT), including 24 in first quarter, to go with 8 rebounds, 5 assists and 2 steals in 36 minutes vs. DET (1/30/23), setting a then franchise record for the most points in a regulation-length game (a record he later broke in his 73-point effort at ATL 1/26/24)…it was his fourth 50-point effort of the season and he joined Harden, Bryant and Jordan as the only players in the last 50 years to produce four 50-point games before the month of February…it marked his fifth career 50-point game overall, surpassing the total produced by the rest of the Mavericks franchise combined (4)…moved into a tie with James and Chamberlain (5 each) for the second-most 50-point outings by a player 23-or-younger in NBA history (Barry is the all-time leader with 7)…joined Jordan (17) and James (5) as the only players in the last 50 seasons to produce five-or-more 50-point outings within their first five seasons…passed McAdoo (63) for the second-most 35-point games by a player 23-or-younger in NBA history (James is the all-time leader

with 87).

- After scoring 24 points in the opening frame vs. DET (1/30/23), had 21 in the first period vs. NOP (2/2/23) en route to becoming the first player since McGrady in March 2003 to produce 20+ points in the opening quarter of consecutive games...totaled 31 points (12-19 FG), 8 rebounds, 4 assists and 2 steals vs. NOP (2/2/23) before leaving the game after 23 minutes due to a right heel contusion.
- In his return from a five-game absence (left thigh strain), recorded 30 points, 7 rebounds and a season-high 17 assists in 41 minutes vs. GSW (3/22/23) en route to recording his 10th career 30-point, 15-assist game.
- Missed one game for rest (11/16/22), two due games to a right quadriceps strain (12/10/22, 12/17/22), two games due to left ankle soreness (1/8/23, 1/15/23), one game due to a left ankle sprain (1/28/23), four games due to a right heel contusion (2/4-2/10/23), five games due to a left thigh strain (3/11-3/20/23) and one game for injury recovery, left thigh (4/9/23).

2021-22 (Dallas)

- Averaged team highs of 28.4 points, 9.1 rebounds, 8.7 assists, 1.2 steals and 35.4 minutes in 65 games (all starts)...joined Robertson (4 times) as the only players in NBA history to record multiple seasons averaging at least 28-9-8 (28.8 ppg, 9.4 rpg and 8.8 apg in 2019-20).
- Shot 45.7% (641-1,403 FG) from the field...connected on 201 3-pointers (201-569 3FG), the second-most of his career (284 in 2023-24)…joined Tim Hardaway Jr. and McCloud and as the only Mavericks to hit 200+ 3-pointers in a season.
- Named to the All-NBA First Team for the third straight year, becoming the fourth player to garner three All-NBA First Team accolades before age 24 (Duncan, Durant, Max Zaslofsky)...also became the fourth player to earn three-or-more All-NBA honors within their first four seasons since the merger (Bird, Gervin, Duncan).
- Earned his third consecutive All-Star selection, appearing as a reserve for the first time...joined Kyrie Irving, Bryant, Davis, James, O'Neal and Thomas as the only players to earn three All-Star nods before their 23rd birthday.
- Among NBA leaders, ranked third in scoring, fifth in assists, eighth in minutes, 19th in rebounds and 34th in steals…finished in the top 25 for points/rebounds/assists for the third straight year and in the top 20 for the second time in the last three seasons.
- Led DAL in points, rebounds and assists in the same game 34 times (including ties), the second-most times a player led his team in all three categories in 2021-22 (Jokić, 39).
- Recorded 10 triple-doubles (8-2 record), T-4th-most in the NBA...finished T-2nd in 20-point triple-doubles (8), 25-point triples (6) and 30-point triple-doubles (4)…notched 44 double-doubles (32-12 record), T-7th-most in the league.
- Registered one 50-point game, six 40-point efforts, 13 35-point outings, 27 30-point performances (19-8 record), 45 25-point games (32-13 record) and 58 20-point efforts (40-18 record)...pulled down 10+ rebounds 27 times (20-7 record), including 15-or-more boards three times...dished out 10+ assists 27 times (20-7 record), including 15-or-more helpers five times (5-0 record).
- Recorded three 30-point, 15-assist games (3-0 record), three 30-point, 15-rebound efforts (2-1 record), 14 30-point, 10-rebound outings (12-2 record), 10 30-point, 10-assist games (7-3 record), two 30-point, 10-rebound, 15-assist performances (2-0 record), 24 20-point/10-rebound efforts (18-6 record), 22 20-point/10-assist games (16-6 record) and 49 20-point, 5-rebound, 5-assist efforts (36-13 record).
- Produced two 25-point quarters (career-best 28-point 1st quarter vs. LAC 2/10/22; 25-point 3rd quarter vs. POR 4/8/22), the only player with multiple 25-point periods in 2021-22…also led the NBA in 20-point quarters (6), recording twice as many as the next closest player (Devin Booker, Anthony Edwards and Curry all finished T-2nd with 3 each).
- Tallied 33 points (12-21 FG, 5-10 3FG, 4-4 FT), including the game-winning 3-pointer at the buzzer, to go with 9 rebounds, 5 assists and 1 block in 35 minutes in DAL's 107-104 win vs. BOS (11/6/21)…it was his fourth career game-winner with under 2 seconds remaining (including postseason) and his second against BOS in a calendar year (game-winning 3FG with 0.1 seconds remaining in DAL's 110-107 win vs. BOS 2/23/21)…became the only player since 1997-98 to have four game-winners with under 2 seconds remaining (including playoffs) before turning 23 years old…also became the only Maverick to hit multiple game-winning baskets against the same opponent over the last 20 seasons while tying Nowitzki for the most buzzer-beaters in franchise history (3).
- Notched his first triple-double of the season (37th career) with 32 points (11-23 FG, 6-13 3FG, 4-8 FT), 12 rebounds, a season-high 15 assists and 2 steals in 36 minutes at SAS (11/12/21), moving him into sixth place on the NBA's all-time 30-point triple-double list (18)…also tied Kidd for ninth on the all-time 20-point triple-double list (34).
- Recorded his 38th career triple-double with 25 points (7-11 3FG), 10 rebounds and 10 assists in 33 minutes vs. CLE (11/29/21)…it marked his 30th career 25-point triple-double and he became the seventh player in NBA history to produce 30-or-more 25-point triple-doubles…it was also his 35th career 20-point triple-double, passing Kidd (34) for the ninth-most 20-point triple-doubles in league history...also recorded his 33rd career game with 5+ 3-pointers, passing Nowitzki (32) for the most such games in franchise history.
- Produced his 100th career double-double with 28 points (11-16 FG, 2-5 3FG, 4-4 FT) and 14 assists in 27 minutes at NOP (12/1/21)…had 22 points and 10 assists in first half alone, giving him his second career 20-point, 10-assist half (20 points and 11 assists, 1st half, vs. WAS 5/1/21).
- Registered his 39th career triple-double with 22 points, 14 rebounds and 14 assists in 35 minutes vs. CHI (1/9/22), helping the Mavericks snap the Bulls' nine-game win streak (longest active win streak at the time)...passed Robertson (38) for the most triple-doubles by a player 23-or-younger in NBA history.
- Tallied his 40th career triple-double with 27 points (12-22 FG), 13 rebounds and 10 assists in 32 minutes at MEM (1/14/22), helping the Mavericks snap the Grizzlies' franchise-best 11-game win streak (longest active win streak at the time)…reached 40 triple-doubles in 226 games, the second-fewest games needed to reach the milestone in league history (Robertson, 92 games).
- Recorded his 41st career triple-double with 20 points (season highs 12-14 FTs), 11 rebounds, 12 assists, 3 steals and season-high 3 blocks in 39 minutes vs. OKC (1/17/22), surpassing the triple-double total produced by the rest of the Mavericks franchise combined (40).
- Dished out 10+ assists in seven straight games (1/26-2/8/22), a then career-best streak, joining Kidd (8 games, 4/8-4/21/96) and Brad Davis (7 games, 3/17-3/27/81) as the only Mavericks to record at least 10 assists in seven-or-more consecutive games...averaged 29.0 points, 9.1 rebounds and 12.1 assists during that stretch.
- Registered his 43rd career triple-double with 34 points (13-22 FG, 4-9 3FG), 12 rebounds and 11 assists in 38 minutes at ORL (1/30/22), tying Fat Lever for 10th place on the NBA's all-time triple-doubles list.
- Notched his 44th career triple-double with 33 points (13-28 FG), 13 rebounds, a season-high-tying 15 assists and 2 steals in 40 minutes vs. PHI (2/4/22), passing Lever (43) for sole possession of 10th place on the NBA's all-time triple-doubles list…it was his eighth career 30-point, 10-rebound, 15-assist game and he joined Robertson (22) as the only players in league history to record eight-or-more 30-10-15 efforts…it was also his 20th career 30-point triple-double and he became the sixth player in league history to produce 20-or-more 30-point triple-doubles.
- Tallied a season-high 51 points (17-26 FG, 7-14 3FG, 10-14 FT), including 28 (10-13 FG, 7-10 3FG) in first quarter (highest-scoring quarter of career), to go with 9 rebounds, 6 assists, 1 steal and 1 block in 40 minutes vs. LAC (2/10/22)…at the time, it tied Nowitzki's franchise record for the most points in a regulation-length game (51 vs. GSW 3/23/06), a mark he later matched (51 at SAS 12/31/22) and broke twice (53 vs. DET 1/30/23, 73 at ATL 1/26/24)…his 7 3-pointers (7-10 3FG) in the opening quarter set a new franchise record for the most 3-pointers made in a single period (previous: 6, shared by McCloud and Dennis Scott).
- Totaled 45 points (15-33 FG, 6-13 3FG, 9-13 FT), including 23 in fourth quarter, to go with 15 rebounds and 8 assists in 39 minutes vs. LAC (2/12/22), becoming the 10th player in NBA history to produce a 45-point, 15-rebound, 8-assist effort (Baylor, Chamberlain, Abdul-Jabbar, Alvan Adams, Hakeem Olajuwon, Vince Carter, Westbrook, Harden, Jokić).
- Racked up 96 points in the two games against LAC (51 vs. LAC 2/10/22, 45 vs. LAC 2/12/22), setting a then franchise record for the most points over a two-game span…also became the first player since Chamberlain (47 points and 53 points at SEA) in December 1967 to record 96+ points over a two-game span with both games coming against the same opponent...produced consecutive 40-point games for the second time in his career, almost exactly a year after he accomplished the feat for the first time (46 vs. NOP 2/12/21, 44 vs. POR 2/14/21)...joined Aguirre (twice) as the only Mavericks to score 40+ points in consecutive games multiple times.
- Named Western Conference Player of the Week (2/7-2/13/22) after leading the Mavericks to a 2-1 week with averages of 43.0 points (.532 FG%, .500 3FG%), 10.3 rebounds, 8.3 assists and 1.0 blocks in 37.3 minutes.
- Generated 49 points (17-35 FG, 7-14 3FG), 15 rebounds and 8 assists in 38 minutes at NOP (2/17/22)…it was his second 45-15-8 outing in a span of three games (45 points, 15 boards, 8 assists vs. LAC 2/12/22) and he became the fourth player in league history (Chamberlain, Baylor, Bellamy) to record multiple 45-point, 15-rebound, 5-assist efforts in a calendar month and the first since Chamberlain in January 1966.
- Posted 45+ points three times in a four-game span (51 vs. LAC 2/10/22, 45 vs. LAC 2/12/22, 49 at NOP 2/17/22) to give him four career 45-point games, moving him past Nowitzki (3) and into a tie with Aguirre (4) for the most 45-point outings in franchise history.
- Named the Kia NBA Western Conference Player of the Month for games played in February after he led the Mavericks to a 7-3 month with averages of 34.7 points (.457 FG%, .412 3FG%), 10.3 rebounds, 8.8 assists and 1.1 steals in 37.1 minutes.
- Named Western Conference Player of the Week (3/7-3/13/22), his second of the season, after leading the Mavericks to a 3-1 week with averages of 30.5 points (.494 FG%), 11.0 rebounds, 6.2 assists, 1.8 steals and 1.0 blocks in 36.5 minutes.

- Registered his 46th career triple-double with 34 points (12-23 FG, 4-12 3FG, 6-7 FT), 12 rebounds and 12 assists in 30 minutes vs. LAL (3/29/22) (did not appear in 4th quarter)…it marked his 21st career 30-point triple-double, tying Chamberlain for the fifth-most 30-point triple-doubles in NBA history...also produced a 30-point triple-double through three quarters for the fourth time in his career (35-10-11 vs. GSW 11/20/19; 31-12-15 at GSW 12/28/19; 34-16-11 vs. CHI 1/17/21) (over the last 25 years, Harden, twice, was the only other player to record a 30-point triple-double through 3 quarters)...his 17-point, 5-rebound, 5-assist first quarter vs. LAL (3/29/22) marked his fourth career 15-point, 5-rebound, 5-assist opening quarter (Antetokounmpo, 2, is the only other player with multiple 15-5-5 quarters of any kind over the past 25+ seasons).
- Scored 30+ points in five consecutive games (3/27-4/3/22), joining Aguirre (6 games, 1/8-1/18/83; 5 games, 11/30-12/7/83) as the only Mavericks in team history to record five-or-more consecutive 30-point efforts (Dončić later produced a 9-game 30-point streak, 10/19-11/7/22, and a 6-game 30-point streak, 12/23/22-1/2/23)…over the five-game stretch, averaged 33.8 points (.500 FG%, .419 3FG%, .841 FT%), 9.2 rebounds and 10.2 assists (DAL went 4-1 in those games)…increased his scoring output in each of the first four games during the run (32 vs. UTA 3/27/22, 34 vs. LAL 3/29/22, 35 at CLE 3/30/22, 36 at WAS 4/1/22), becoming the first player in franchise history to record four-or-more consecutive 30-point games while increasing his scoring output in every one of those games.
- Named Western Conference Player of the Week (4/4-4/10/22), his third of the season, after leading DAL to a 3-0 week with averages of 30.3 points (.467 FG%), 9.0 rebounds, 10.0 assists and 1.0 steals in 30.8 minutes.
- Missed three games due to left knee and ankle sprains (11/17-11/21/21), which he suffered with 44 seconds remaining vs. DEN (11/15/21)…missed another six games due to left ankle soreness (12/4/21; 12/12-12/21/21), five games due to health and safety protocols (12/23-12/31/21), one game due to a right ankle sprain (1/7/22), one game due to a left toe sprain (3/5/22) and one game due to right ankle soreness (3/23/22)…exited the season finale vs. SAS (4/10/22) in the third quarter with a left calf strain and did not return.

2020-21 (Dallas)

- Averaged a team-high 27.7 points, 8.0 rebounds, a team-high 8.6 assists, 1.0 steals and 34.3 minutes in 66 games (all starts).
- Shot 47.9% (647-1,351 FG) from the field and 35.0% (192-548 3FG) from 3-point range.
- Earned second consecutive All-NBA First Team selection, becoming the youngest player in league history (22 years, 77 days) to earn multiple All-NBA First Team honors...joined Durant, Barry and Zaslofsky as one of four players to garner multiple All-NBA First Team accolades before age 23...also became one of seven players (David Thompson, David Robinson, Penny Hardaway, Gervin, Bird, Duncan) to earn two-or-more All-NBA First Team selections within their first three seasons since the merger (1976-77).
- Named an All-Star starter for the second straight year...became one of six players, age 21-or-younger, voted in as a starter multiple times (Davis, James, Bryant, O'Neal, Thomas), and one of five players, age 21-or-younger, to actually appear as a starter multiple times (Davis did not play in 2015 due to injury).
- Among NBA leaders, ranked fifth in assists, sixth in scoring, 20th in minutes and 21st in rebounding.
- Led the NBA in 30-point, 8-rebound, 8-assist games (15), 30-5-5 games (22) and 25-5-5 efforts (38)…finished second in 20-5-5 games (49) and 20-point efforts (57), third in 25-point games (45) and fourth in 30-point outings (26)…recorded 11 triple-doubles (4th-most in NBA), including four 30-point triple-doubles (T-2nd-most in NBA) and 10 20-point triple-doubles (3rd-most in NBA)…posted 26 double-doubles (21-5 record).
- Scored 20+ points 57 times, including 25+ points 45 times, 30+ points 26 times, 35+ points 13 times and 40+ points on four occasions...collected 10+ rebounds 18 times (14-4 record), including 15+ boards on three occasions...handed out 10+ assists 19 times (14-5 record), including 15-or-more assists on five occasions and a career-high 20 assists vs. WAS (5/1/21).
- Led DAL in points/rebounds/assists in the same game 22 times (including ties), the second-most times a player led his team in all three categories on the season (28, Jokić).
- Named Western Conference Player of the Week three times, joining Nowitzki (4 times, 2009-10) as the only players in franchise history to garner the award three-or-more times in a single season…led the Mavericks to a 3-0 week with averages of 30.3 points, 11.7 rebounds and 11.3 assists (1/4-1/10/21), a 4-0 week with averages of 28.3 points, 6.8 rebounds and 6.3 assists (3/29-4/4/21) and a 3-0 week with averages of 26.0 points, 9.0 rebounds and 10.0 assists (4/19-4/25/21).
- Recorded his first triple-double of the season (26th career) with game highs of 33 points (12-25 FG), 16 rebounds and 11 assists in 38 minutes at HOU (1/4/21)...posted his 39th career game leading DAL in points, rebounds and assists in the same game (including ties), passing Nowitzki (38) for the most such instances in franchise history…dished out his 1,000th career assist to Dorian Finney-Smith at the 10:28 mark of the first quarter, becoming the 11th player in NBA history to reach the milestone before his 22nd birthday.
- Totaled 38 points (13-22 FG), 9 rebounds, 13 assists and a career-high 5 steals in 43 minutes at DEN (1/7/21), becoming the first player in league history to hit each of those benchmarks in the same game.
- Racked up 34 points (14-24 FG, 5-9 3FG), 13 rebounds, 9 assists, 2 steals and a career-high 4 blocks in 35 minutes at CHA (1/13/21), joining Abdul-Jabbar, Robert Parish and James as the only players in NBA history to achieve that stat line.
- Registered 36 points, 16 rebounds and 15 assists in 38 minutes vs. CHI (1/17/21), joining Robertson, Chamberlain and Harden as the only players in league history to produce a 35-15-15 game…had 34 points, 16 rebounds and 11 assists through three quarters, becoming the first player in the last 25 seasons (since 1996-97) to record 30-15-10 through three quarters.
- Recorded his 30th career triple-double (13 points, 12 rebounds, 12 assists) in his 146th career game at IND (1/20/21), becoming the fastest player in NBA history to reach the milestone in terms of age (21 years, 327 days) and the second-fastest in terms of games played (Robertson, 75).
- Posted 35 points (11-23 FG, 10-10 FT), 11 rebounds, 16 assists and 4 steals in 39 minutes vs. DEN (1/25/21), joining James as the only players in NBA history to post a 35-11-16-4 stat line.
- Notched his 32nd career triple-double with 28 points, 10 rebounds and 10 assists vs. ATL (2/10/21), passing Johnson (31) for the second-most triple-doubles by a player within his first three seasons in NBA history (Robertson, 87).
- Netted a season-high 46 points (17-30 FG, 5-8 3FG) to go with 8 rebounds and 12 assists in 40 minutes vs. NOP (2/12/21).
- Followed up his 46-point, 8-rebound, 12-assist effort vs. NOP (2/12/21) with a 44-point (14-20 FG, 5-8 3FG, 11-12 FT), 7-rebound, 9-assist night vs. POR (2/14/21)...joined Westbrook (94 points, 26 rebounds, 21 assists; 3/27-3/29/17) as the only players in NBA history to record at least 90 points, 15 boards and 21 assists over a two-game span…also joined Aguirre (twice) as the only Mavericks to post consecutive 40-point games.
- Had 31 points, including two late go-ahead 3-pointers (and game-winning 3 with 0.1 seconds remaining), to go with 10 rebounds and 8 assists in 38 minutes in 110-107 win vs. BOS (2/23/21)…it marked his 100th career 20-point, 5-rebound, 5-assist game (achieved at 21 years, 361 days; in 162nd career game) and he became the second-fastest to the milestone in terms of both games played (Robertson, 115) and age (James, 21 years, 43 days).
- Floated in an off-balance, one-handed 3-pointer at the buzzer to lift DAL to a 114-113 win at MEM (4/14/21)…joined Nowitzki, Michael Finley and Monta Ellis as one of four Mavericks with multiple game-winning buzzer beaters (including playoffs) while becoming the first player in franchise history with multiple game-winning 3-point buzzer beaters.
- Posted 31 points (12-23 FG), 12 rebounds, a career-high 20 assists and only 1 turnover in 39 minutes vs. WAS (5/1/21) en route to joining Robertson, Johnson and Westbrook as the only players in NBA history to record a 30-point, 20-assist triple-double…at 22 years, 62 days, became the first player in league history to record a 30-point, 20-assist triple-double before turning 23 years old…also became the first player to record 20 assists with 1-or-fewer turnovers since Chris Paul in 2016...recorded his 17th career 30-point triple-double, moving him past Jordan (16) and into a tie with Johnson and Bird for sixth place on the NBA's all-time 30-point triple-double list...had 20 points, 6 boards and 11 assists in the opening half, giving him his first career 20-point, 10-assist half.
- Scored 5,000th career point on a FT at the 8:01 mark of the first quarter vs. CLE (5/7/21) to become the fourth-youngest player (22 years, 67 days) to reach the milestone behind James (21 years, 22 days), Durant (21 years, 133 days) and Carmelo Anthony (21 years, 292 days).
- Missed one game due to a left quadriceps contusion (1/3/21), two due to low back tightness (3/3/21, 3/26/21), one for injury recovery, right ankle (3/11/21), one due to an illness (3/27/21) and one due to a left elbow contusion (4/29/21).

2019-20 (Dallas)

- Averaged a team-high 28.8 points, a career-high 9.4 rebounds, a team-high 8.8 assists, 1.0 steals and 33.6 minutes in 61 games (all starts), joining Robertson (4 times) and Westbrook (2016-17) as the only players in NBA history to average at least 28 points, 9 rebounds and 8 assists over the course of a season...his 28.8 ppg marked the 10th-highest scoring average by a player in his second season and the third-highest since the merger.
- Named to the All-NBA First Team, becoming the sixth player to garner All-NBA First Team honors at age 21-or-younger (James, Durant, Duncan, Barry, Zaslofsky)...also became the first player named to the All-NBA First Team in either his first or second season since Duncan in 1998-99.
- Earned his first career All-Star selection after being voted in as a starter...at 20 years, 353 days, became the youngest European-born player to start an All-Star Game.
- Led the NBA in triple-doubles (17), all of which were of the 20-point variety, breaking Kidd's Mavericks single-season triple-double record (9 in 1995-96) while becoming the youngest player ever (21 years, 168 days) to lead the league outright in the category...also led the NBA in 30-point triple-doubles (12), joining Robertson and Westbrook as one of only three

players in league history to record 12+ 30-point triple-doubles in a single season...finished T-1st (Harden) for most 40-point triple-doubles (2).
- Also led the league in 25-point, 10-rebound, 15-assist games (5), 30-10-7 efforts (18) and 20-5-5 games (50).
- Among league leaders, ranked third in assists, sixth in scoring, 17th in rebounding and 33rd in minutes...became the seventh player since the merger to finish a season ranked in the top 20 among qualifiers in scoring, rebounding and assists (Abdul-Jabbar, Bird, Hill, Kevin Garnett, James, Westbrook).
- Recorded five games with 40+ points (4-1 record), 15 games with 35+ points, 27 games with 30+ points, 46 games with 25+ points and 56 games with 20+ points…posted 30 games with 10+ rebounds, including five games with 15-or-more rebounds (5-0 record) and a career-high 20 boards at SAC (8/4/20)…tallied 26 games with 10+ assists, including five games with 15-or-more assists (4-1 record).
- Set a new single-season franchise record with 19 30-point, 10-rebound games (previous: 15, Nowitzki, 2006-07), a record he later broke again in 2022-23 (20) and 2023-24 (24)...easily set a new team-record for most 30-point, 10-assist games with 16 (previous: 3, Aguirre, 1982-83; 3, Finley, 1990-00), a record he later matched in 2022-23 (16) and broke in 2023-24 (27).
- Led DAL in points, rebounds and assists in the same game 25 times (including ties).
- As a 20-year-old, recorded a streak of 20 straight games with at least 20 points, 5 rebounds and 5 assists (11/1-12/12/19), the third-longest such streak in NBA history and the longest since the merger (Robertson, twice, is the only other player to produce a 20-5-5 streak of 20+ consecutive games)…saw his streak come to an end after suffering a right ankle sprain less than 2 minutes into the game vs. MIA (12/14/19).
- Became the youngest player in NBA history (20 years, 248 days) to record consecutive 25-point triple-doubles when he went for 31 points, 13 rebounds and 15 assists vs. LAL (11/1/19) and 29 points, 14 rebounds and 15 assists at CLE (11/3/19)...also became the first player in league history to record 29+ points, 13+ rebounds and 15+ assists in consecutive games.
- Recorded a 30-point triple-double in both meetings with the Knicks in 2019-20...after going for 38 points, 14 rebounds and 10 assists in 35 minutes vs. NYK (11/8/19), went for 33 points, 10 rebounds, 11 assists and 3 steals in 36 minutes at NYK (11/14/19) en route to becoming the youngest player in NBA history (20 years, 259 days) to record a 30-point triple-double at Madison Square Garden.
- Tallied a season-high 42 points (14-27 FG) to go with 11 rebounds and 12 assists in 35 minutes vs. SAS (11/18/19), becoming the second-youngest player in NBA history (20 years, 263 days) to record a 40-point triple-double (James, 20 years, 100 days).
- Registered 35 points (11-18 FG, 6-10 3FG, 7-8 FT), 10 rebounds, 11 assists and 4 steals in 26 minutes vs. GSW (11/20/19) en route to becoming the first player in league history to record a 35-point triple-double in under 29 minutes…had 22 points, 5 rebounds and 5 assists in first quarter alone, single-handedly outscoring, outrebounding and out-assisting the Warriors in the period (became the first player to outscore, outrebound and out-assist a team in a quarter since Allen Iverson vs. CHI 2/19/03)...following his 35-point, 10-rebound, 11-assist effort vs. GSW (11/20/19), became the youngest player in NBA history (20 years, 265 days) to record consecutive 35-point triple-doubles (42 points, 11 rebounds and 12 assists vs. SAS 11/18/19).
- Recorded his fourth straight 30-point, 10-assist game with 41 points (15-30 FG), 10 assists, 6 rebounds and 2 steals in 34 minutes at HOU (11/24/19), becoming the youngest player in NBA history (20 years, 269 days) to record four consecutive 30-point, 10-assist efforts.
- Netted a season-high-tying 42 points (12-24 FG) to go with 9 rebounds and 11 assists in 38 minutes at PHX (11/29/19), finishing 1 rebound shy of a 40-point triple-double.
- Posted his second career 40-point triple-double with 41 points, 12 rebounds and 11 assists in 34 minutes against DET in Mexico City (12/12/19)...it marked the first triple-double recorded in a regular-season game played in Mexico City and the 41 points set a new individual scoring record for a game played there (previous: 39 by Booker, twice).
- Generated 31 points (8-16 FG, 5-8 3FG, 10-10 FT), 12 rebounds and 15 assists in 30 minutes at GSW (12/28/19), becoming the first player in NBA history to go for 30-12-15 in 30 minutes or less...it was his second 30-point triple-double in 30-or-fewer minutes (35 points, 10 rebounds, 11 assists in 26 minutes vs. GSW 11/20/19), making him the first player in league history to record multiple such games...it was also his third consecutive triple-double against the Warriors (23 points, 11 rebounds, 10 assists in 27 minutes at GSW 3/23/19), all achieved through three quarters of play, making him the only player in the last 20 seasons to produce a triple-double through three quarters in three straight games against the same opponent.
- Recorded back-to-back 30-point triple-doubles for the second time in his career after he tallied 39 points, 12 rebounds and 10 assists vs. CHA (1/4/20) and 38 points (14-24 FG, 5-10 3FG), 11 rebounds and 10 assists vs. CHI (1/6/20).
- Recorded four straight games of at least 30 points, 10 rebounds and 7 assists (12/31/19-1/6/20), tying the second-longest such streak in NBA history (joined Westbrook, Robertson, Chamberlain and Baylor as the only players in league history to produce a streak of at least 4 consecutive 30-10-7 games).
- Produced 25 points, 15 rebounds and 17 assists in 34 minutes at SAC (1/15/20), becoming the youngest player in NBA history (20 years, 321 days) to post a 25-point, 15-rebound, 15-assist effort.
- Tallied 30 points, 17 rebounds and 10 assists in 41 minutes vs. NOP (3/4/20), becoming the youngest player in league history (21 years, 5 days) to record a 30-point, 15-rebound, 10-assist game...also registered his 22nd career triple-double vs. NOP (3/4/20), breaking Kidd's then-franchise record of 21.
- Tallied 34 points, a career-high 20 rebounds, 12 assists and 2 blocks 44 minutes in a 114-110 OT win at SAC (8/4/20), becoming the youngest player in NBA history (21 years, 158 days) to record a 30-20-10 game.
- Helped the Mavericks sweep the Bucks with 36 points (12-14 FG, 9-10 FT), 14 rebounds and a season-high 19 assists in a 136-132 OT win over MIL (8/8/20), becoming the first player in league history to post a 36-point, 14-rebound, 19-assist stat line.
- Was a unanimous Kia NBA All-Seeding Games First Team selection after leading all bubble players in triple-doubles (3) and ranking sixth in scoring (30.0 ppg), eighth in rebounding (10.1 rpg) and second in assists (9.7 apg).
- Missed 11 games due to a right ankle sprain (4, 12/16/19-12/22/19; 7, 1/31-2/5/20), which he injured in the first quarter vs. MIA (12/14/19) and re-injured at practice (1/30/20)…missed an additional game due to right ankle soreness (2/22/20) and another due to a left thumb sprain (3/1/20)...missed the game at UTA (8/10/20) due to injury recovery, right ankle.

2018-19 (Dallas)

- Averaged a team-high 21.2 points, 7.8 rebounds (2nd on team), a team-high 6.0 assists, 1.1 steals (2nd on team) and 32.2 minutes (2nd on team) in 72 games (all starts) en route to being named the 2018-19 Kia NBA Rookie of the Year.
- Led all rookies in scoring and minutes...finished second among all rookies in rebounding and assists, and fifth in steals.
- Swept the Kia NBA Western Conference Rookie of the Month Award, winning it all five months it was given out during the season (October/November, December, January, February and March/April)...became the only Maverick to win the Rookie of the Month Award 4+ times in a season and the first player from either conference to sweep the award since MIN's Karl-Anthony Towns in 2015-16.
- Unanimously selected to the NBA All-Rookie First Team (6th Maverick to earn All-Rookie First Team honors and the first since Kidd in 1994-95).
- Among all NBA players, ranked 19th in assists, 22nd in scoring, 29th in rebounding and 40th in minutes.
- Led DAL in points/rebounds/assists in the same game 10 times (including ties), breaking Nowitzki's franchise record (9 in 2006-07) for the most such times leading the team in all three categories in a single season.
- Recorded eight triple-doubles, the third-most by a rookie in NBA history (Robertson, 26, 1960-61; Ben Simmons, 12, 2017-18)...set the NBA record for most triple-doubles by a player before his 21st birthday (breaking Johnson's previous record of 7)...four of his eight triple-doubles occurred as a teenager (became the 1st player in NBA history to record multiple triple-doubles before age 20).
- At 19 years, 333 days, became the first teenager in NBA history to record a 30-point triple-double when he went for 35 points, 12 rebounds and 10 assists vs. TOR (1/27/19)...recorded six 20-point triple-doubles on the year, the second-most by a rookie in NBA history (Robertson, 25, 1960-61)...had three 30-point, 10-rebound, 5-assist efforts, including two before his 20th birthday (only player in NBA history to record multiple 30-10-5 games as a teenager)...notched 24 double-doubles, the most by a DAL rookie in team history.
- Scored a season-high 35 points twice (vs. TOR 1/27/19, at CLE 2/2/19)...scored 20+ points 43 times, including 25+ points 21 times and 30+ points on eight occasions...recorded 22 games with 10+ rebounds, including a season-high 16 boards vs. PHX (4/9/19)...produced 11 games with 10+ assists, including a season-high 12 assists three times.
- Made a DAL rookie-record 168 3-pointers (168-514 3FG), which at the time, marked the third-most by a rookie in NBA history behind Mitchell (187 3FG, 2017-18) and Lillard (185 3FG, 2012-13)...also set DAL rookie records for FTM and FTA (346-485 FT).
- At 19 years, 231 days, made NBA debut in season opener at PHX (10/17/18), becoming the second-youngest player ever to appear in a game for the Mavericks (behind Bruno Šundov; 19 years, 70 days).

- In seventh career game, posted a team-high 31 points to go with 8 rebounds and 4 assists in 40 minutes in OT loss at SAS (10/29/18), becoming the first player to post a 30-8-4 stat line within his first seven career games since Jordan in 1984-85 (Jordan went for 33-8-5 in his 7th career game at NYK 11/8/84)...at 19 years, 243 days, also became the youngest player in franchise history to produce a 30-point effort (previous: Mashburn, 20 years, 348 days).
- Totaled 292 points through his first 15 career games (10/17-11/17/18), the most by a teenager through his first 15 games in NBA history (previous: 290, Durant).
- Went 7-of-10 (.700) from 3-point range en route to scoring 34 points at NOP (12/28/18), becoming the first teenager in NBA history (19 years, 303 days) to hit 7 3s in a game.
- Had three go-ahead field goals in the final 1:28 of DAL's 119-115 win at MIN (1/11/19), becoming the first rookie with three go-ahead baskets in the final 2 minutes of regulation since Carter on 4/1/99 vs. IND.
- Scored 25+ points in five straight games (1/7-1/16/19), becoming the first rookie to do so since Curry in 2010 (5 games, 4/4-4/11/10).
- Racked up at least 25 points, 5 rebounds and 5 assists in four consecutive games (1/9-1/16/19), becoming the first rookie to post at least 25-5-5 in four straight games since Jordan in 1984-85 (5 games, twice).
- Generated 32 points, 8 rebounds, 8 assists, 2 steals and 1 block in 35 minutes vs. DET (1/25/19), becoming the first teenager in NBA history (19 years, 331 days) to go for 30-8-8-2-1 in a game.
- Missed one game due to a right hip strain (12/2/18), one due to left ankle soreness (1/31/19), two due right ankle soreness (2/22-2/23/19), one due to a right knee contusion (3/16/19) and five due to a right thigh contusion (3/31-4/1/19; 4/5-4/7/19; 4/10/19).

PLAYOFF CAPSULE

- Holds career playoff averages of 30.9 points, 9.4 rebounds, 8.0 assists, 1.7 steals and 39.0 minutes in 50 games (all starts)...is the lone player in NBA history with career playoff averages of at least 30.0 points, 9.0 rebounds and 7.0 assists per game...has the second-highest scoring average in postseason history (min. 10 games) behind Jordan (33.4 ppg)...has totaled 1,546 points, 469 rebounds and 398 assists in his playoff career, becoming the first player in NBA playoff history to produce 1,500 points, 400 rebounds and 300 assists through their first 50 career postseason games...has registered 10 career playoff triple-doubles (only Maverick to record a triple-double in the postseason), which is tied for the sixth-most in NBA history...has tallied five career 30-point triple-doubles in the postseason, which ranks fifth all-time...is the Mavericks' all-time leader in 40-point games in the playoffs (8)...has produced 14 35-point efforts in the postseason, one shy of Nowitzki's franchise record (15)...has connected on 166 3-pointers (166-479 3FG) in the playoffs, one shy of Jason Terry's team record (167)...also ranks second in franchise history in 30-point outings (27), 20-point performances (46) and total playoff points (1,546)...has shot 46.2% (545-1,180 FG) from the field and 72.0% (290-403 FT) from the foul line.
- **2024 (DAL):** Led the Mavericks to the NBA Finals for the first time since 2011 after averaging team highs of 28.9 points, 9.5 rebounds, 8.1 assists, 1.9 steals (playoff career high) and 40.9 minutes (playoff career high) in 22 games (all starts)...led all players in total points (635), rebounds (208), assists (178), steals (41), minutes (900), FGM (225), 3FGM (68), triple-doubles (7), 30-point triple-doubles (3), 20-point triple-doubles (6), 30-point games (10), 25-point efforts (18) and 20-point outings (20)...ranked second in FTM (117), narrowly behind Tatum (118)...reached 1,000 career playoff points with a pair of FT at the 10:14 mark of the first quarter vs. LAC (4/28/24)...reached the milestone in his 32nd career postseason game, tying Baylor for the third-fastest to 1,000 career playoff points in NBA history (Jordan, 28 games; Chamberlain, 29)...recorded a triple-double in each of the final three games of the Western Conference Semifinals vs. OKC, becoming the fifth player in NBA postseason history to record a streak of three-or-more consecutive triple-doubles (Jokić, Chamberlain, Draymond Green, Westbrook) and just the second player to accomplish the feat in a single playoff series (Westbrook, 2017 first-round series, vs. HOU)...tallied 32 points (10-23 FG, 5-11 3FG, 7-7 FT), including a game-winning step-back 3-pointer over Rudy Gobert with 3.8 seconds left, go to with 10 rebounds and 13 assists in Game 2 win at MIN (5/24/24)...it marked his fourth career 30-point triple-double in the playoffs, breaking a tie with Curry and Harden (3 each) for the fifth-most 30-point triple-doubles in NBA playoff history...helped the Mavericks reach the NBA Finals for the third time in franchise history after posting a 2024 playoff high 36 points (14-22 FG, 6-10 3FG, 2-3 FT) to go with 10 rebounds, 5 assists and 2 steals in series-clinching Game 5 win at MIN (5/30/24)...registered his third 30-point triple-double of the 2024 postseason (5th career) with 32 points (12-21 FG, 4-9 3FG), 11 rebounds, 11 assists and 4 steals in Game 2 at BOS (6/9/24), becoming the ninth player in NBA history to record a 30-point triple-double in the Finals (James, Jimmy Butler, Jerry West, James Worthy, Charles Barkley, Curry, Jamal Murray) and one of five players to record three-or-more 30-point triple-doubles in a single postseason run (Robertson, Jokić, James, Westbrook).
- **2022 (DAL):** Guided the Mavericks to the Western Conference Finals after averaging team highs of 31.7 points, 9.8 rebounds, 6.4 assists and 1.8 steals in 36.8 minutes in 15 games (all starts)...joined Chamberlain as the only players in league history to average 30.0 points in each of their first three postseasons and Jordan as the only players to average 30-5-5 in three straight postseasons...joined Barry as the only players age 23-or-younger to average 30.0 points in a single postseason (min. 15 games)...finished T-1st among all players in postseason scoring (Antetokounmpo, 31.7 ppg)...also finished in the top 10 in rebounding (9th, 9.8 rpg), assists (7th, 6.4 apg) and steals (T-4th, 1.80 spg)...scored 20+ points in all 15 games, including 30+ points nine times and 40+ points on three occasions...eclipsed 500 career playoff points with his first basket in Game 6 at UTA (4/28/22)...reached the milestone in his 16th career postseason game, tying Abdul-Jabbar (16 games) for the fifth-fastest to 500 career playoff points (Jordan, 14 games; Chamberlain, 15; Barry, 15; Bob McAdoo, 15).
- **2021 (DAL):** In seven first-round games vs. LAC, averaged 35.7 points, 7.9 rebounds, 10.3 assists 1.3 steals and 40.1 minutes...shot 49.0% (96-196 FG) from the field and 40.8% (31-76 3FG) from 3-point range...scored 30+ points in four of the seven games, including 40+ points three times...recorded one triple-double...posted a playoff career-high 46 points (17-30 FG, 5-11 3FG) to go with a playoff career-high-tying 14 assists and 7 boards in Game 7 loss at LAC (6/6/21)...at the time, his 46 points were tied for the second-most by any player in a Game 7 and currently stand as the sixth-most by a player in a Game 7 ever (Tatum, 51, vs. PHI 5/14/23; Curry, 50, at SAC 4/30/23; Durant, 48, vs. MIL 6/19/21; Sam Jones, 47, vs. CIN 4/10/63; Dominique Wilkins, 47, at BOS 5/22/88; Kevin Johnson, 46, vs. HOU 5/20/95)...scored or assisted on 77 points for DAL in the final game of the series, the most ever by a player in a Game 7.
- **2020 (DAL):** In six first-round games (all starts) vs. LAC, averaged team highs of 31.0 points (.500 FG%), 9.8 rebounds and 8.7 assists to go with 1.2 steals in 35.8 minutes...became the fifth player to average at least 30-8-8 in a playoff series (James, Westbrook, Jordan, Robertson) and the first to do so in his first postseason series...recorded two triple-doubles (Games 3 and 4), joining Johnson (2 in 1980) as the only players in NBA history to record multiple triple-doubles within their first four career playoff games...scored 20+ points five times, including 30+ points three times and 40+ points twice...in playoff debut, had 42 points (13-21 FG, 14-15 FT), 7 rebounds, 9 assists and 3 steals in 38 minutes in Game 1 at LAC (8/17/20)...his 42 points marked the most by a player in his playoff debut in NBA history (previous: 38, John Williamson, at PHI 4/11/79)...totaled 126 points, 42 rebounds and 39 assists through his first four career playoff games, joining Robertson (115 points, 44 rebounds, 44 assists) as the only players in league history to rack up at least 100 points, 40 rebounds and 30 assists through their first four career postseason games...despite dealing with a left ankle sprain, registered game highs of 43 points (18-31 FG, 4-10 3FG), 17 rebounds and 13 assists in 46 minutes while hitting a game-winning step-back 3-pointer at the buzzer in a 135-133 OT win in Game 4 (8/23/20)…became the first player in NBA playoff history to post a 43-point, 17-rebound, 13-assist stat line (Chamberlain, 53-32-14 vs. LAL 3/18/68, is the only player to post those numbers in a regular season game)...became the youngest player in NBA playoff history (21 years, 177 days) to hit a game-winning shot at the buzzer and the youngest to record a 40-point triple-double in the postseason…also joined James, Leonard, Lillard and Jordan as one of five players in league history to cap a 40-point playoff performance with a game-winning shot at the buzzer (Jordan was the only other to do so with his team trailing).

INTERNATIONAL CAPSULE

Professional

- EuroLeague All-Decade Team (2010-20)...EuroLeague champion (2018)…EuroLeague MVP (2018)…EuroLeague Final Four MVP (2018)…All-EuroLeague First Team (2018)…two-time EuroLeague Rising Star (2017, 2018)…three-time Liga ACB champion (2015, 2016, 2018)…Liga ACB MVP (2018)…All-Liga ACB First Team (2018)…two-time Spanish ACB Best Young Player (2017, 2018)…three-time ACB All-Young Players Team (2016, 2017, 2018)…two-time Spanish King's Cup winner (2016, 2017)…FIBA Intercontinental Cup champion (2015)…EB Next Generation Tournament champion (2015)…EB Next Generation Tournament MVP (2015).
- **2017-18:** Became the youngest-ever EuroLeague and EuroLeague Final Four MVP as he helped lead Real Madrid to the 2018 EuroLeague title at age 19…also became the youngest player ever to be named All-EuroLeague First Team…repeated as the winner of the EuroLeague Rising Star award, joining Nikola Mirotić and Bogdan Bogdanović as the only repeat winners…in 33 EuroLeague games, averaged 16.0 points, 4.3 rebounds and 3.9 assists in 25.9 minutes…tabbed EuroLeague Player of the Round four times, tying the most of any player in 2017-18…named EuroLeague MVP of the Month for October 2017 (24.0 ppg, 6.8 rpg, 3.8 apg)…at age 18, became the youngest monthly MVP in EuroLeague history…tallied a career-high 33 points against Olympiacos (12/8/17)…saw action in 28 Spanish ACB regular-season games, averaging 12.8 points, 5.7 rebounds and 5.0 assists in 24.0 minutes…earned Liga ACB MVP honors after leading Real Madrid to their third ACB championship in four years…also named to 2018 All-Liga ACB First Team and repeated as the ACB Best Young Player Award winner…named Spanish Liga ACB Player of the Month for December 2017, becoming the youngest player (18 years, 10 months) ever to win the award…hit game-winning 3-pointer at the buzzer in an 82-79 win over Crvena zvezda Belgrade (3/30/18)…became the youngest player to record a triple-double in Liga ACB with 17 points,10 rebounds and 10 assists in 22 minutes vs. Real Betis (3/9/18).
- **2016-17:** In 35 EuroLeague games for Real Madrid, averaged 7.8 points, 4.5 rebounds and 4.2 assists while shooting 50.5% from the field, 37.1% from 3-point range and 84.4% from

the line…in 42 Spanish ACB games, averaged 7.5 points, 4.4 rebounds and 3.0 assists while shooting 56.3% from the field...named Liga ACB Player of the Week for the first time after posting 23 points and 11 rebounds in win over Montakit Fuenlabrada…won first EuroLeague MVP of the Round award after producing 16 points, 6 rebounds and 5 assists in win over Brose Bamberg…won an additional three EuroLeague MVP of the Round awards.

- **2015-16:** In 11 EuroLeague games for Real Madrid, averaged 3.8 points, 2.5 rebounds and 2.2 assists…in 39 Spanish ACB games, averaged 4.5 points, 2.6 rebounds and 1.7 assists…at 16 years, 61 days, became the youngest player to debut with Real Madrid in the Liga ACB (4/30/15)…also became the third-youngest player to compete in the Liga ACB behind Ricky Rubio (14 years and 11 months) and Angel Rebolo (15 years and 3 months).
- **2014-15:** Spent the majority of the season with Real Madrid's U18 and reserve team…with the reserve team, averaged 13.5 points, 5.9 rebounds, 3.1 assists and 1.1 steals in 24 games while helping the club win Group B of the Liga EBA, the amateur fourth division of Spanish basketball…earned All-league honorable mention from Eurobasket.com…in January 2015, won the U18 Ciutat de L'Hospitalet Tournament and was selected to the All-Tournament Team despite being two years younger than the rest of the team…in May 2015, won the U18 Next Generation Tournament for which he was selected MVP after helping defeat defending champions Crvena zvezda Belgrade in the finals.
- **2013-14:** Played for Real Madrid's U16 team.
- **2012-13:** In September 2012, signed with Real Madrid (Spain) at age 13…in February 2013, led Real Madrid to a Minicopa Endesa win, averaging 24.5 points, 13.0 rebounds, 4.0 assists and 6.0 steals…in final game of tournament, had 25 points, 16 rebounds and 5 steals to defeat FC Barcelona and take home MVP honors…in March 2013, was named MVP of the U16 Spain Championship, scoring 25 points in the title game against Gran Canaria's youth team.

Slovenian National Team

- Has represented the Slovenian senior national team since 2017, winning his first 17 games with the club...helped Slovenia to the 2017 EuroBasket title in his first year with the senior national team.
- **Summer 2024:** Competed for Slovenia at the Olympic qualifying tournament in Piraeus and averaged a tournament-best 27.1 points (.500 FG%, .771 FT%) to go with 9.7 rebounds, 8.3 assists and 1.0 steals in three games (Slovenia failed to qualify after losing to Greece in the semifinals).
- **Summer 2023:** Competed for Slovenia at the 2023 FIBA World Cup and averaged an event-best 27.0 points along with 7.1 rebounds and 6.1 assists in eight games.
- **Summer 2022:** Competed for Slovenia at the 2023 FIBA World Cup Qualifiers and EuroBasket 2022...recorded 21 points, 8 rebounds and 10 assists in win over Croatia in World Cup qualifier (6/30/22)...had 31 points, 10 rebounds, 6 assists and 2 steals in victory over Sweden (7/3/22)...in seven EuroBasket games, averaged 26.0 points (3rd in tournament), 7.7 rebounds, 6.6 assists and 2.0 steals while shooting 63.9% from the floor...tallied 36 points, 10 rebounds and 4 assists in win over Germany (9/6/22)...registered 47 points, including 27 of his team's first 36 points, to go with 7 rebounds and 5 assists in win over France (9/7/22)...his 47 points marked the second-most in a EuroBasket game ever (63, Eddy Terrace, Belgium vs. Albania, 1957)...netted 35 points, 5 rebounds, 5 assists and 4 steals in win over Belgium (9/10/22).
- **Summer 2021:** Led Slovenian national team to the bronze medal game, where it lost 107-93 to Australia, at the 2020 Olympic Games in Tokyo in the country's first Olympic appearance in men's basketball (Slovenia, 2.1 million, became the smallest country to participate in an Olympic men's basketball tournament since Estonia and Latvia in 1936)...in six games, averaged 23.8 points (2nd in tournament), 9.7 rebounds (T-2nd) and a tournament-best 9.5 assists in 32.7 minutes...in first group phase game vs. Argentina (Olympic debut), scored an Olympic-high 48 points (12-15 FG, 6-14 3FG, 6-7 FT) to go with 11 rebounds and 5 assists...his 48 points were tied for the second-most in a single Olympic game ever (Australia's Eddie Palubinskas, 48 vs. Mexico, 1976; Brazil's Oscar Schmidt, 55 vs. Spain, in 1988)...recorded third-ever Olympic triple-double with 16 points, 10 rebounds and Olympic-high 18 assists in 90-89 semifinal loss vs. France...qualified for the Olympics in early July 2021 by winning one of four FIBA Olympic Qualifying tournaments...went undefeated through the Olympic qualifier in a group that included Lithuania, Korea, Venezuela, Poland and Angola...averaged 21.3 points (ranked 2nd), 8.0 rebounds (T-3rd), 11.3 assists (1st) and 25.5 minutes while shooting 55.6% from the field (4th) in four games.
- **Summer 2017:** Helped lead the Slovenian national team to a gold-medal finish at EuroBasket 2017…named to the competition's All-Tournament Team, joining teammate Goran Dragić, who was voted MVP…averaged 14.3 points, 8.3 rebounds and 3.6 assists in nine games...had 27 points and 9 rebounds in the quarterfinals against Latvia...recorded a near triple-double with 11 points, 12 rebounds and 8 assists in the semifinals against Spain.
- **Summer 2014:** Competed for Slovenia's U16 national team.

PERSONAL CAPSULE

- Born in Ljubljana, Slovenia.
- Began basketball career with the youth teams of Olimpija at age 8…signed a five-year contract with Real Madrid at age 13.
- Became one of the first 12 players in NBA history to wear No. 77 when he debuted in 2018-19, the same number he has donned for the Slovenian national team…wore No. 7 for Real Madrid.
- Announced The Luka Dončić Foundation in August 2021...the international nonprofit's goal is to support Dončić's native Slovenia and the communities of North Texas.
- Pledged to pay for funeral and grief counseling services in the aftermath of the tragic shooting that took place at Vladislav Ribnikar Elementary School in Belgrade, Serbia, in May 2023.
- Helped Texans get through the historic winter snowstorm in February 2021 by joining the Mavericks in donating $1.25 million to the Mayor's Disaster Relief Fund and other sources for winter storm relief.
- Joined Mark Cuban, teammate Dwight Powell and the Dallas Mavericks Foundation to make a donation to healthcare workers at Dallas' UT Southwestern Medical Center and Parkland Hospital to support childcare costs in the wake of the coronavirus pandemic in the Spring of 2020.
- Returned home from the Tokyo Olympics to refurbish two basketball courts in his hometown of Ljubljana.
- For his work both on and off the court, saw the Dallas County Commissioners Court pass a resolution declaring July 6, 2021, "Luka Dončić Day."
- Along with Spanish rally driver Carlos Sainz Sr., was named as an honorary member of the Real Madrid Football Club – the highest distinction awarded by the club – on March 23, 2021.
- Became Jordan Brand's first European born-and-raised signature athlete in 2019.
- Has two dogs, Hugo and Gia.
- Name is pronounced LOO-kuh DON-chitch.
- On X as @luka7doncic.

LUKA DONČIĆ - NBA REGULAR SEASON STATISTICS

SEASON	TEAM	GP	GS	MIN	FG	FGA	FG%	3PM	3PA	3P%	FT	FTA	FT%	OR	DR	TOT	A	ST	TO	BS	PTS	PPG
2018-19	DAL	72	72	2,318	506	1,187	.426	168	515	.326	346	485	.713	86	476	562	429	77	247	25	1,526	21.2
2019-20	DAL	61	61	2,047	581	1,255	.463	171	541	.316	426	562	.758	78	495	573	538	62	260	14	1,759	28.8
2020-21	DAL	66	66	2,262	647	1,351	.479	192	548	.350	344	471	.730	54	473	527	567	64	281	36	1,830	27.7
2021-22	DAL	65	65	2,301	641	1,403	.457	201	569	.353	364	489	.744	56	537	593	568	75	292	36	1,847	28.4
2022-23	DAL	66	66	2,391	719	1,449	.496	185	541	.342	515	694	.742	54	515	569	529	90	236	33	2,138	32.4
2023-24	DAL	70	70	2,624	804	1,652	.487	284	744	.382	478	608	.786	59	588	647	686	99	282	38	2,370	33.9
TOTALS		**400**	**400**	**13,943**	**3,898**	**8,297**	**.470**	**1,201**	**3,458**	**.347**	**2,473**	**3,309**	**.747**	**387**	**3,084**	**3,471**	**3,317**	**467**	**1,598**	**182**	**11,470**	**28.7**
PER GAME		**--**	**--**	**34.9**	**9.7**	**20.7**	**--**	**3.0**	**8.6**	**--**	**6.2**	**8.3**	**--**	**1.0**	**7.7**	**8.7**	**8.3**	**1.2**	**4.0**	**0.5**	**28.7**	**--**

LUKA DONČIĆ - NBA POSTSEASON STATISTICS

SEASON	TEAM	GP	GS	MIN	FG	FGA	FG%	3PM	3PA	3P%	FT	FTA	FT%	OR	DR	TOT	A	ST	TO	BS	PTS	PPG
2019-20	DAL	6	6	215	64	128	.500	16	44	.364	42	64	.656	4	55	59	52	7	31	3	186	31.0
2020-21	DAL	7	7	281	96	196	.490	31	76	.408	27	51	.529	4	51	55	72	9	32	3	250	35.7
2021-22	DAL	15	15	552	160	352	.455	51	148	.345	104	135	.770	10	137	147	96	27	59	9	475	31.7
2023-24	DAL	22	22	900	225	504	.446	68	211	.322	117	153	.765	16	192	208	178	41	90	8	635	28.9
TOTALS		**50**	**50**	**1,947**	**545**	**1,180**	**.462**	**166**	**479**	**.347**	**290**	**403**	**.720**	**34**	**435**	**469**	**398**	**84**	**212**	**23**	**1,546**	**30.9**
PER GAME		**--**	**--**	**38.9**	**10.9**	**23.6**	**--**	**3.3**	**9.6**	**--**	**5.8**	**8.1**	**--**	**0.7**	**8.7**	**9.4**	**8.0**	**1.7**	**4.2**	**0.5**	**30.9**	**--**

	REG CAREER HIGHS
PTS	**73** at ATL 1/26/24
FGM	**25** at ATL 1/26/24
FGA	**35** at NOP 2/17/22
3FGM	**9** 2 times (@ HOU, 3/31/24)
3FGA	**17** at CHA 4/9/24
FTM	**18** 3 times (vs. ORL, 1/29/24)
FTA	**22** 2 times (@ HOU, 1/2/23)
OREB	**6** vs. CHI 1/17/21
DREB	**17** at BKN 2/6/24
TREB	**21** vs. NYK 12/27/22
ASTS	**20** vs. WAS 5/1/21
STLS	**5** at DEN 1/7/21
BLKS	**4** at CHA 1/13/21
MINS	**53** at LAL 1/12/23

	POST CAREER HIGHS
PTS	**46** at LAC 6/6/21
FGM	**18** vs. LAC 8/23/20
FGA	**37** at LAC 6/2/21
3FGM	**7** vs. LAC 5/28/21
3FGA	**14** 2 times (vs. LAC, 4/26/24)
FTM	**14** 2 times (vs. GSW, 5/22/22)
FTA	**17** vs. GSW 5/22/22
OREB	**4** vs. LAC 4/28/24
DREB	**16** vs. LAC 8/23/20
TREB	**17** vs. LAC 8/23/20
ASTS	**14** 2 times (@ LAC, 6/6/21)
STLS	**5** vs. MIN 5/26/24
BLKS	**2** 4 times (vs. GSW, 5/24/22)
MINS	**46** vs. LAC 8/23/20

	2023-24 REG HIGHS
PTS	**73** at ATL 1/26/24
FGM	**25** at ATL 1/26/24
FGA	**33** at ATL 1/26/24
3FGM	**9** 2 times (@ HOU, 3/31/24)
3FGA	**17** at CHA 4/9/24
FTM	**18** vs. ORL 1/29/24
FTA	**21** vs. ORL 1/29/24
OREB	**5** vs. BOS 1/22/24
DREB	**17** at BKN 2/6/24
TREB	**18** 2 times (@ BKN, 2/6/24)
ASTS	**18** vs. OKC 12/2/23
STLS	**4** 4 times (vs. UTA, 3/21/24)
BLKS	**3** at PHX 12/25/23
MINS	**46** vs. SAC 1/27/24

	2023-24 POST HIGHS
PTS	**36** at MIN 5/30/24
FGM	**14** 2 times (@ MIN, 5/30/24)
FGA	**27** vs. BOS 6/12/24
3FGM	**6** at MIN 5/30/24
3FGA	**14** 2 times (vs. LAC, 4/26/24)
FTM	**10** vs. MIN 5/28/24
FTA	**12** vs. MIN 5/28/24
OREB	**4** vs. LAC 4/28/24
DREB	**13** vs. MIN 5/28/24
TREB	**15** 2 times (vs. MIN, 5/28/24)
ASTS	**13** 2 times (@ MIN, 5/24/24)
STLS	**5** vs. MIN 5/26/24
BLKS	**1** 8 times (vs. MIN, 5/26/24)
MINS	**46** at LAC 4/23/24

KESSLER EDWARDS

4TH SEASON IN THE NBA | 1ST SEASON WITH THE MAVS

HEIGHT 6'8" | WEIGHT 215 | BIRTHDAY 8.9.00

ACQUIRED SIGNED TWO-WAY DEAL (8/8/24)

PRIOR TO NBA PEPPERDINE | COUNTRY USA



CAREER TRANSACTIONS

- Selected by Brooklyn in the second round (44th overall pick) of the 2021 NBA Draft.
- Signed to a Two-Way contract by Brooklyn (7/29/21).
- Contract converted from a Two-Way deal to a standard NBA contract by Brooklyn (4/10/22).
- Signed a multi-year contract with Brooklyn (7/6/22).
- Traded along with cash considerations by Brooklyn to Sacramento in exchange for the draft rights to David Michineau (2/7/23).
- Signed a Two-Way contract by Dallas (8/7/24).

NBA CAPSULE

- Holds career averages of 3.5 points, 2.0 rebounds and 12.0 minutes in 137 games (27 starts) with Brooklyn and Sacramento.

SEASON HIGHLIGHTS

2023-24 (Sacramento)

- Appeared in a career-high 54 games (all as a reserve) for the Kings, averaging 1.7 points in 5.1 minutes.
- Connected on a career-best 38.5% (20-52 3FG) of his 3-point attempts.
- Scored a season-high 10 points on two occasions (at MIN 11/24/23, vs. NOP 1/7/24).
- Also saw action in four games (2 starts) for the G League's Stockton Kings, averaging 20.3 points (.459 FG%, 1.000 FT%), 7.8 rebounds, 1.5 assists, 1.8 steals and 1.0 blocks in 31.0 minutes.

2022-23 (Brooklyn and Sacramento)

- In 36 games (4 starts) for BKN and SAC, averaged 2.8 points and 1.7 rebounds in 10.7 minutes.
- Scored in double figures three times, all with SAC (the Kings went 3-0 in those games).
- Recorded a season-high 12 points (4-6 FG, 2-4 3FG, 2-2 FT) to go with 7 rebounds, 1 assist and 1 steal in 26 minutes at PHX (3/11/23).
- Also spent time with the G League's Long Island Nets in 2022-23...in 14 regular-season games (all starts) for Long Island, averaged 16.9 points (.486 FG%, .400 3FG%, .947 FT%), 6.3 rebounds, 1.9 assists, 1.4 steals and 1.1 blocks in 33.4 minutes...in 10 Showcase Cup games (all starts) for Long Island, averaged 11.5 points, 6.0 rebounds, 1.4 assists and 1.0 steals in 30.8 minutes.

2021-22 (Brooklyn)

- Averaged career highs of 5.9 points, 3.6 rebounds and 20.6 minutes in 48 games (career-best 23 starts) for the Nets as a rookie.
- Recorded one double-double...scored in double figures 10 times, including 15+ points on three occasions.
- In NBA debut, recorded 8 points (3-6 FG, 2-4 3FG) and 3 rebounds in 9 minutes vs. GSW (11/16/21).
- In third career NBA game, posted his first career double-double with career highs of 17 points (7-12 FG, 3-6 3FG) and 10 rebounds to go with 2 assists and 2 steals in a career-high 43 minutes.
- Knocked down a career-high 4 3-pointers en route to tallying 16 points (6-10 FG, 4-5 3FG), 6 rebounds, 2 assists and 1 block in 37 minutes vs. NOP (1/15/22).
- Produced 15 points (6-10 FG, 3-7 3FG) and 5 boards in 29 minutes at MIN (1/23/22).
- Also appeared in seven Showcase Cup games (all starts) for the G League's Long Island Nets, averaging 15.6 points, 8.6 rebounds and 1.7 blocks in 34.0 minutes.
- Missed three games due to health and safety protocols.

PLAYOFF CAPSULE

- Has appeared in eight career playoff games with Brooklyn and Sacramento.
- **2023 (SAC):** Appeared in six first-round games for SAC against GSW, logging 7 total minutes.
- **2022 (BKN):** Saw action in each of BKN's first two games against BOS, playing 7 total minutes...made playoff debut in Game 1 at BOS (4/17/22) and recorded 1 assist and 1 steal in 4 minutes.

COLLEGE CAPSULE

- In three seasons at Pepperdine, averaged 13.4 points (.477 FG%, .387 3FG%, .788 FT%), 6.6 rebounds, 1.2 assists, 1.0 steals , 1.4 blocks and 32.0 minutes in 93 career games (85 starts)…ended his career ranked fifth in blocks (127), seventh in FT% and eighth in 3-pointers made (148).
- **2020-21:** Appeared in 27 games (26 starts) as a junior, averaging 17.2 points (.491 FG%, .378 3FG%, .876 FT%), 6.8 rebounds, 1.2 steals and 1.0 blocks in 33.9 minutes...named to the All-WCC First Team and NABC All-District Second Team...ranked second in the conference in both blocks and FT%, and fourth in minutes...posted a team-high 24 double-figure scoring games…posted 10 20-point efforts and one 30-point outing…named the College Basketball Invitational MVP after helping the Waves to the championship and averaging 19.7 points, 6.0 rebounds and 3.0 blocks...knocked down a career-high 6 3-pointers en route to tallying a career-high 37 points (11-18 FG, 6-9 3FG, 9-9 FT), a season-high 11 rebounds and 2 steals vs. Pacific (1/21)…named the WCC Player of the Week on 1/25/21...had a streak of four 20-point games in the postseason, with 21 against Santa Clara in the WCC quarterfinals (3/6/21), 20 against BYU in the WCC semifinals (3/8/21), 22 against Longwood in the CBI quarterfinals (3/22/21) and 28 against Bellarmine in the CBI semifinals (3/23/22).
- **2019-20:** As a sophomore, averaged 13.8 points (.489 FG%, .417 3FG%, .754 FT%), 7.5 rebounds, 1.3 assists, 1.0 steals, 1.9 blocks and 33.2 minutes in 32 games (32 starts)...his

60 blocks are tied for seventh-most in a single season in program history...received All-WCC Second Team honors as he led the conference in block shots while also ranking fourth in rebounding...posted nine double-doubles…scored in double figures 24 times, including five 20-point games and one 30-point outing...totaled 22 points (7-13 FG, 4-7 3FG, 4-5 FT), a career-high 15 rebounds, 3 assists and 2 blocks at Cal State Northridge (11/12/19)...tallied a season-high 30 points (11-17 FG, 3-6 3FG, 5-6 FT) to go with 12 boards, 2 assists and 2 blocks vs. Central Arkansas (12/14/19).

- **2018-19:** As a freshman, averaged 10.0 points (.447 FG%, .368 3FG%, .703 FT%), 5.6 rebounds, 1.0 assists, 1.1 steals, 1.0 blocks and 29.4 minutes in 34 games (27 starts)...named to the WCC All-Freshman Team...recorded three double-doubles...scored 10+ points in 17 games...scored a season-high 19 points vs. Abilene Christian (12/1/18).

PERSONAL CAPSULE

- Born in Glendale, California...son of Fred and Ada Edwards...has two brothers, Kyle and Kameron...Kameron was a teammate for two seasons at Pepperdine.
- Took part in a USA Basketball U19 training camp in June 2019 that served as a tryout for the U.S. FIBA World Cup squad.
- Graduated from Etiwanda (Calif.) High School in 2018...as a senior, earned spots on the Cal-Hi Sports All-State Open Division/D1 first team and the All-CIF Southern Section Open Division first team...named the Baseline League MVP...also made the Los Angeles Times All-Star team, the Daily Bulletin All-Area team and the Burlison on Basketball All-Southern California first team...averaged 21.3 points and 7.3 rebounds as a senior and led Etiwanda to a 30-4 record and to the Southern California Open Division regional final.
- Played club ball for Prodigy Elite…favorite NBA player growing up was Anthony Davis.
- On X as @KesslerEdwards.

KESSLER EDWARDS - NBA REGULAR SEASON STATISTICS

SEASON	TEAM	GP	GS	MIN	FG	FGA	FG%	3PM	3PA	3P%	FT	FTA	FT%	OR	DR	TOT	A	ST	TO	BS	PTS	PPG
2021-22	BKN	48	23	987	110	267	.412	48	136	.353	16	19	.842	44	128	172	31	29	42	24	284	5.9
2022-23	BKN	14	1	79	6	24	.250	2	12	.167	1	2	.500	6	8	14	2	3	4	1	15	1.1
Went from **BKN** to **SAC**.																						
2022-23	SAC	22	3	306	30	69	.435	15	43	.349	10	13	.769	17	30	47	21	11	9	5	85	3.9
2022-23	TOT	36	4	385	36	93	.387	17	55	.309	11	15	.733	23	38	61	23	14	13	6	100	2.8
2023-24	SAC	54	0	275	34	82	.415	20	52	.385	5	9	.556	9	33	42	15	10	4	4	93	1.7
TOTALS		**138**	**27**	**1,648**	**180**	**442**	**.407**	**85**	**243**	**.350**	**32**	**43**	**.744**	**76**	**199**	**275**	**69**	**53**	**59**	**34**	**477**	**3.5**
PER GAME		**--**	**--**	**11.9**	**1.3**	**3.2**	**--**	**0.6**	**1.8**	**--**	**0.2**	**0.3**	**--**	**0.6**	**1.4**	**2.0**	**0.5**	**0.4**	**0.4**	**0.2**	**3.5**	**--**

KESSLER EDWARDS - NBA POSTSEASON STATISTICS

SEASON	TEAM	GP	GS	MIN	FG	FGA	FG%	3PM	3PA	3P%	FT	FTA	FT%	OR	DR	TOT	A	ST	TO	BS	PTS	PPG
2021-22	BKN	2	0	7	0	0	.000	0	0	.000	0	0	.000	0	0	0	1	1	1	0	0	0.0
2022-23	SAC	6	0	7	0	0	.000	0	0	.000	0	0	.000	0	1	1	0	0	0	0	0	0.0
TOTALS		**8**	**0**	**14**	**0**	**0**	**.000**	**0**	**0**	**.000**	**0**	**0**	**.000**	**0**	**1**	**1**	**1**	**1**	**1**	**0**	**0**	**0.0**
PER GAME		**--**	**--**	**1.8**	**0.0**	**0.0**	**--**	**0.0**	**0.0**	**--**	**0.0**	**0.0**	**--**	**0.0**	**0.1**	**0.1**	**0.1**	**0.1**	**0.1**	**0.0**	**0.0**	**--**

	REG CAREER HIGHS
PTS	**17** vs. TOR 12/14/21
FGM	**7** vs. TOR 12/14/21
FGA	**13** 2 times (@ MIA, 2/12/22)
3FGM	**4** vs. NOP 1/15/22
3FGA	**7** 3 times (@ MIA, 2/12/22)
FTM	**3** vs. DEN 1/26/22
FTA	**3** vs. DEN 1/26/22
OREB	**4** 2 times (@ IND, 12/10/22)
DREB	**6** 3 times (@ PHX, 3/11/23)
TREB	**10** vs. TOR 12/14/21
ASTS	**3** 2 times (vs. UTA, 3/25/23)
STLS	**3** 4 times (@ MIA, 2/12/22)
BLKS	**3** vs. ORL 12/18/21
MINS	**44** vs. TOR 12/14/21

	POST CAREER HIGHS
PTS	--
FGM	--
FGA	--
3FGM	--
3FGA	--
FTM	--
FTA	--
OREB	--
DREB	**1** vs. GSW 4/30/23
TREB	**1** vs. GSW 4/30/23
ASTS	**1** at BOS 4/17/22
STLS	**1** at BOS 4/17/22
BLKS	--
MINS	**4** at BOS 4/17/22

	2023-24 REG HIGHS
PTS	**10** 2 times (vs. NOP, 1/7/24)
FGM	**4** 2 times (@ TOR, 3/20/24)
FGA	**8** at TOR 3/20/24
3FGM	**3** vs. DAL 3/29/24
3FGA	**5** at TOR 3/20/24
FTM	**2** vs. NOP 1/7/24
FTA	**2** 4 times (vs. UTA, 3/31/24)
OREB	**1** 9 times (vs. DAL, 3/29/24)
DREB	**4** 3 times (@ IND, 2/2/24)
TREB	**4** 3 times (@ IND, 2/2/24)
ASTS	**2** 2 times (@ NYK, 4/4/24)
STLS	**2** at IND 2/2/24
BLKS	**1** 4 times (@ IND, 2/2/24)
MINS	**18** at MIN 11/24/23

DANTE EXUM

8TH SEASON IN THE NBA

2ND SEASON WITH THE MAVS

HEIGHT 6'5"

WEIGHT 214

BIRTHDAY 7.13.95

ACQUIRED SIGNED BY DALLAS (7/14/23)

PRIOR TO NBA AUSTRALIAN INSTITUTE OF SPORT

COUNTRY AUSTRALIA

CAREER TRANSACTIONS

- Selected by Utah in the first round (fifth overall pick) of the 2014 NBA Draft.
- Signed by Utah (7/6/18).
- Traded by Utah with a 2022 second-round pick and a 2023 second-round pick to Cleveland in exchange for Jordan Clarkson (12/23/19).
- As part of a four-team trade, traded from Cleveland along with a 2022 first-round pick to Houston in a deal that also sent Jarrett Allen and Taurean Prince from Brooklyn to Cleveland; Rodions Kurucs, a 2021 first-round pick, a 2022 first-round pick, a 2023 first-round pick, a 2024 first-round pick, a 2025 first-round pick, a 2026 first-round pick and a 2027 first-round pick from Brooklyn to Houston; Caris Levert from Brooklyn to Indiana; a 2024 second-round pick from Cleveland to Brooklyn; James Harden from Houston to Brooklyn; a 2023 second-round pick from Houston to Indiana; Victor Oladipo from Indiana to Houston (1/13/21).
- Signed by Houston (9/17/21).
- Waived by Houston (10/16/21).
- Played in Spain (2021-22).
- Played in Serbia (2022-23).
- Signed by Dallas (7/14/23).

NBA CAPSULE

- Holds career NBA averages of 6.1 points, 2.0 rebounds, 2.2 assists and 18.8 minutes in 300 games (89 starts) with Utah, Cleveland and Dallas.
- Has shot 43.1% (670-1,554 FG) from the field, 33.6% (220-655 3FG) from beyond the arc and 76.7% (257-335 FT) from the line for his career.
- Through his first 55 games with Dallas, has shot 49.1% (53-108 3FG) from 3-point range – the highest 3FG% in franchise history (min. 100 3FGA).
- Participated in the 2015 and 2017 BBVA Rising Stars Challenge during All-Star Weekend.

SEASON HIGHLIGHTS

2023-24 (Dallas)

- Averaged 7.8 points, 2.7 rebounds, 2.9 assists and 19.8 minutes in 55 games (17 starts)...recorded his second-highest averages for points (8.1 ppg, 2017-18), rebounds (2.8 rpg, 2020-21) and assists (3.1 apg, 2017-18).
- Shot a career-high 53.3% (161-302 FG) from the field, a career-best 49.1% (53-108 3FG) from 3-point range and 77.9% (53-68 FT) from the line...his 49.07% clip from beyond the arc marked the second-highest single-season 3FG% in Mavericks history (min. 100 3FGA), just narrowly behind Hubert Davis' 49.10% (82-167 3FG) mark from 1999-00.
- Produced a career-high three 20-point efforts (DAL went 3-0 in those games), after he had four in his first six seasons combined...recorded a career-best eight 15-point games (DAL went 7-1 record in those games), matching his total from his first six seasons combined...tallied 17 double-figure scoring games (12-5 record), his second-most in a single season of his career (19, 2016-17).
- Recorded 23 points (9-15 FG, 2-2 3FG, 3-4 FT), including 11 in the third quarter, to go with 6 rebounds and a season-high-tying 7 assists at POR (12/8/23).
- Posted a season-high 26 points (8-10 FG, 7-9 3FG, 3-4 FT), including 17 in the fourth quarter (highest-scoring quarter of career), to go with 4 rebounds, 3 assists, 1 steal and 1 block vs. LAL (12/12/23).
- Tallied 20 points (8-10 FG, 2-2 3FG, 2-2 FT), including 13 in the third quarter (second-highest scoring quarter of career), to go with 7 rebounds, 4 assists and 1 block vs. SAS (12/23/23)...it marked his third 20-point effort an eight-game span (12/8-12/23/23), a stretch that saw him average 18.0 points (.688 FG%, .630 3FG%) during those eight games.
- Score in double figures in 11 of his final 12 games to close out the 2023 calendar year, averaging 16.2 points (.636 FG%, .575 3FG%, .840 FT%), 3.7 rebounds and 4.3 assists during that stretch (12/8-12/30/23).
- Hit a go-ahead 3-pointer with 27.5 seconds left in DAL's 107-103 win at SAC (3/29/24).
- Forced OT with a game-tying 3-pointer at the buzzer in DAL's 147-136 OT win vs. HOU (4/7/24)...finished with 14 points (5-11 FG, 2-4 3FG, 2-2 FT) and a career-high 9 rebounds in 35 minutes...it was the second time in a span of six games that he had a go-ahead or game-tying FG in the final 30 seconds of the fourth quarter or OT, after he had yet to make such as basket in his first 291 career games.
- Missed 24 total games due to injury on the season, missing one game due to a left lower leg contusion (12/22/23), two games due to a right heel contusion (1/3/24-1/5/24), seven games due to a right plantar fascia sprain (1/7/24-1/22/24), three games due to right knee soreness (1/27/24-1/29/24; 2/3/24), 10 games due to right knee bursitis (1/31/24; 2/5/24-2/27/24) and one game due to a right foot sprain (4/14/24).

2020-21 (Cleveland)

- Appeared in six games (3 starts), averaging 3.8 points, 2.8 rebounds, 2.2 assists and 19.3 minutes.
- Suffered a strained right calf at ORL (1/4/21) and did not play the rest of the season.

2019-20 (Utah and Cleveland)

- In 35 games (1 start) with UTA (11 games) and CLE (24 games), averaged 4.5 points, 1.9 rebounds, 1.1 assists and 13.9 minutes.
- Shot 47.1% (56-119 FG) from the field and 34.9% (15-43 3FG) from the 3-point line.
- Scored in double figurest three times, including 20+ points once.
- Tallied a career-high 28 points (11-13 FG, 4-4 3FG, 2-2 FT) in 24 minutes vs. MIN (1/5/20)...his 84.6% (11-13 FG) clip from the floor marked his highest career FG% in a game (min. 10 FGA)...scored 24 of his 28 points in the second half (highest-scoring half of career), going a perfect 9-9 from the field (4-4 3FG) over the final two periods.
- Had back-to-back double-digit scoring games (10 at WAS 2/21/20, 14 at MIA 2/22/20).

- Grabbed a then career-high 8 rebounds to go with 14 points at MIA (2/22/20).
- DNP-CD four times (all with UTA)…missed 11 games (10/23-11/12/19) due to right knee rehab, three games due to illness (1/7-1/11/20) and eight games due to a left ankle sprain (2/26-3/10/20)…was placed on the Inactive List 11 times with CLE and 12 times with UTA.

2018-19 (Utah)

- Averaged 6.9 points, 1.6 rebounds, 2.6 assists and 15.8 minutes in 42 games (1 start).
- Had 11 games with 10+ points, including one 20-point effort…led the team in assists on five occasions.
- Posted a season-high 20 points with 4 rebounds, 2 assists and 1 steal in 21 minutes vs. PHI (12/27/18).
- Notched his first career double-double with 13 points and a career-high 13 assists in 26 minutes vs. NYK (12/29/18).
- Recorded 10+ points three games in a row from 12/25-12/29/18.
- Missed 25 games due to an ankle sprain/brone bruise (1/7-3/8/19)...missed the final 14 games due to a partially torn patellar tendon in his right knee (3/16-4/10/19).

2017-18 (Utah)

- Averaged 8.1 points, 1.9 rebounds, 3.1 assists and 16.8 minutes in 14 games.
- Shot 48.3% (42-98 FG) from the field and a career-high 80.6% (25-31 FT) from the free throw line.
- Recorded five games with 10+ points, including one game with 20+ points.
- Tallied a season-high 21 points (8-10 FG, 3-4 3FG) to go with 3 rebounds and 3 assists vs. MEM (3/30/18).
- Missed the first 68 games of the season after undergoing left shoulder surgery.

2016-17 (Utah)

- Averaged 6.2 points, 2.0 rebounds, 1.7 assists and 18.6 minutes in 66 games (26 starts).
- Scored in double figures 19 times, including 20+ points once.
- Led the Jazz in scoring four times and assists 19 times.
- Recorded 15 points and 3 assists vs. MIN (3/1/17).
- Scored a season-high 22 points (7-8 FG, 1-1 3FG, 7-9 FT) at OKC (3/11/17).
- Participated in his second BBVA Rising Stars Challenge during 2017 All-Star Weekend in New Orleans, recording 11 points and 4 assists.
- A DNP-CD nine times and a DND once (left knee tendinitis)…was placed on the Inactive List (left patellar tendinitis) in six games.

2015-16 (Utah)

- Missed the entire season due to left ACL surgery and rehab…suffered the left knee injury while competing for the Australian national team in a game against the Slovenian national team in Ljubljana, Slovenia (8/4/15).

2014-15 (Utah)

- Averaged 4.8 points, 2.4 assists, 1.6 rebounds and 22.2 minutes in a career-high 82 games (41 starts)…became only the 10th Jazz player to play in all 82 games in his rookie season.
- Recorded 13 games with 10+ points…led the team in assists 11 times.
- Tallied 13 points in his first NBA start vs. IND (1/5/15).
- Posted a season-high 15 points with 5 assists at MIL (1/22/15).
- Had 13 points (4-4 3FG) and 4 rebounds at BKN (3/8/15).
- Dished out a personal and team season-high 12 assists vs. DEN (4/2/15).
- Logged 4 points, 3 rebounds and 3 assists at the 2015 BBVA Rising Stars Challenge at All-Star Weekend.

PLAYOFF CAPSULE

- Holds career playoff averages of 3.3 points (.420 FG%, .333 3FG%, .792 FT%), 1.0 rebounds and 9.0 minutes in 38 games with Utah and Dallas.
- **2024 (DAL):** Played in 21 of DAL's 22 games during its run to the NBA Finals, averaging 2.0 points, 0.8 rebounds and 0.6 assists in 6.9 minutes...recorded a 2024 playoff-high 10 points (4-7 FG, 2-4 3FG) to go with a playoff career-best +15 rating in Game 4 win vs. BOS (6/14/24).
- **2019 (UTA):** Missed the 2019 postseason due to a partially torn right patellar tendon in his right knee.
- **2018 (UTA):** Played in 10 games (all 6 in first round against OKC and 4 in second round vs. HOU)…averaged 5.1 points, 1.4 rebounds, 1.0 assists and 11.4 minutes...scored 10 points with 2 assists in opening playoff game at OKC (4/15/18)…scored 9 points three times in the Rockets series.
- **2017 (UTA):** Saw action in seven games (2 in first round against LAC and 5 in second round against GSW)…averaged 4.6 points, 1.3 assists and 12.0 minutes…tallied a playoff-career-best 15 points with 3 rebounds, 2 assists and 1 steal vs. GSW (5/8/17).

INTERNATIONAL CAPSULE

Professional

- Played two seasons professionally overseas for FC Barcelona Lassa and KK Partizan…in 2022-23, named Eurobasket.com All-Euroleague Honorable Mention, All-Adriatic League First Team and Adriatic League All-Imports Team…Adriatic League Liga ABA Top 5, Euroleague Week 27 MVP and the Euroleauge Magic Moment of the Season…in 2021-22, named Euroleague Week 28 MVP.
- **2022-23:** Played for KK Partizan (Serbia)…in 38 Euroleague games (7 starts), averaged 13.2 points, 2.3 rebounds, 2.7 assists and 23.0 minutes while shooting 52.0% (154-296 FG) from the field, 39.3% (42-107 3FG) from three and 85.8% (151-176 FT) from the line…in 34 Liga ABA games (6 starts), averaged 11.3 points, 2.9 rebounds, 3.5 assists and 20.9 minutes while shooting 53.1% (120-226 FG) from the field, 39.6% (36-91 3FG) from three and 85.2% (109-128 FT) from the line; posted one double-double…team was Adriatic League regular season champion league champion…in 2 Serbian RK Cup games (1 start), averaged 8.0 points, 1.5 rebounds, 4.0 assists and 18.6 minutes.
- **2021-22:** Played for FC Barcelona Lassa (Spain)…in 25 Euroleague games (10 starts), averaged 6.3 points, 2.5 rebounds, 1.6 assists and 17.1 minutes while shooting 51.5% (50-97 FG) from the field, 54.5% (12-22 3FG) from three and 84.9% (45-53 FT) from the line…team was Euroleague regular season champion…in 21 ACB games (16 starts), averaged 9.0 points, 3.6 rebounds, 1.4 assists and 20.1 minutes while shooting 52.2% (60-115 FG) from the field, 51.4% (19-37 3FG) from three and 84.5% (49-58 FT) from the line…team was Spanish Liga Endesa regular season champion…in three Spanish Cup games (3 starts), averaged 5.7 points, 1.0 rebounds, 1.0 assists and 14.9 minutes.

Australian National Team

- **Summer 2024:** Played for Australian national team during the 2024 Olympic Games in Paris...averaged 11.0 points (.556 FG%), 2.3 rebounds and 4.0 asssists in three games...fell to Serbia in OT of quarterfinals (8/6/24).
- **Summer 2023:** Played for Australian national team during the 2023 FIBA World Cup…played in five games and averaged 11.0 points, 2.6 rebounds, 3.0 assists and 18.7 minutes per game…shot 41.5% (17-41 FG) from the field, 47.1% (8-17 3FG) from three and 92.9% (13-14 FT) from the free throw line.
- **Summer 2021:** Member of bronze-medal-winning squad at the 2020 Olympic Games in Tokyo...played in six games and averaged 9.0 points, 3.7 rebounds, 2.8 assists and 20.6 minutes.
- **Summer 2014:** The youngest member of the 2014 Australia Men's National Team that participated at the 2014 FIBA World Cup and finished 12th...averaged 2.7 points, 2.0 assists, 1.5 rebounds and 12.5 minutes over six games.
- **Summer 2013:** Played in two championships for Australia: the U19 World Championships on the junior team and the FIBA Oceania Championships on the senior team…in the U19 World Championships, played in nine games, reaching the semifinals, and averaged 18.2 points, 3.6 rebounds, 3.8 assists and 1.7 steals for the fourth-place squad…named Eurobasket.com All-World Championships U19 First Team and Best Guard…scored in double figures in seven games, with five games scoring 20+ and one game scoring 30+…recorded 33 points with 5 rebounds and 4 assists vs. Spain…finished the tournament with 28 points, 5 rebounds and 5 assists vs. Lithuania…appeared in two games in the Oceania Championships and averaged 2.0 points and 1.0 rebounds in 5.5 minutes for the gold-medal-winning team… competed at the 2013 Nike Hoops Summit for the World Select Team, tallying 16 points on 6-of-8 shooting, 3 rebounds and 2 assists in 22 minutes.

- **Summer 2012:** Won a silver medal in the U17 World Championships for Australia…named to Eurobasket.com All-World Championships U17 First Team…played in eight games and averaged 17.3 points, 4.1 rebounds, 2.5 assists, 1.1 steals and 27.5 minutes…scored in double figures in seven of eight games with four games scoring 20+ points…opened the tournament with 17 points, 4 rebounds and 2 assists vs. USA…scored 26 points on 10-of-17 shooting with 8 rebounds and 3 assists vs. China…tallied 23 points with 6 rebounds and 7 assists vs. Egypt…finished the tournament with 21 points on 7-of-10 shooting with 6 rebounds vs. USA.

PERSONAL CAPSULE

- Born in Melbourne, Australia.
- His late father, Cecil, won an NCAA Championship with the University of North Carolina in 1982 with teammates Michael Jordan and James Worthy, and was later drafted in 1984 by the Denver Nuggets…his father was also roommates with John Stockton at the 1984 Portsmouth Invitational Tournament.
- Attended Lake Ginninderra College for his high school education in conjunction with the Australian Institute of Sport.
- Participated in the first Basketball without Borders in Australia in June 2016, along with Joe Ingles and other NBA and FIBA players and coaches.
- Partnered with the Utah Prospects AAU Program to sponsor Exum Elite.
- Competed against other NBA talent in the GQ Style Wars during the 2014-15 season.
- Would be a track and field athlete if he was not a basketball player.
- On X as @daanteee.

DANTÉ EXUM - NBA REGULAR SEASON STATISTICS

SEASON	TEAM	GP	GS	MIN	FG	FGA	FG%	3PM	3PA	3P%	FT	FTA	FT%	OR	DR	TOT	A	ST	TO	BS	PTS	PPG
2014-15	UTA	82	41	1,817	145	416	.349	83	264	.314	20	32	.625	27	104	131	198	41	118	14	393	4.8
2015-16	UTA	0	0	0	0	0	0	0	0	0	0	0	0	0	0	0	0	0	0	0	0	0.0
2016-17	UTA	66	26	1,228	155	363	.427	44	149	.295	58	73	.795	30	102	132	111	21	80	12	412	6.2
2017-18	UTA	14	0	235	42	87	.483	5	18	.278	25	31	.806	4	22	26	43	8	20	3	114	8.1
2018-19	UTA	42	1	664	101	241	.419	18	62	.290	68	86	.791	16	52	68	110	14	52	5	288	6.9
2019-20	UTA	11	0	83	10	23	.435	2	6	.333	2	2	1.000	3	9	12	7	1	10	2	24	2.2
Went from **UTA** to **CLE**.																						
2019-20	CLE	24	1	402	46	96	.479	13	37	.351	30	41	.732	9	46	55	33	12	21	6	135	5.6
2019-20	TOT	35	1	485	56	119	.471	15	43	.349	32	43	.744	12	55	67	40	13	31	8	159	4.5
2020-21	CLE	6	3	116	10	26	.385	2	11	.182	1	2	.500	2	15	17	13	4	7	2	23	3.8
Went from **CLE** to **HOU**.																						
2020-21	HOU	0	0	0	0	0	0	0	0	0	0	0	0	0	0	0	0	0	0	0	0	0.0
2020-21	TOT	6	3	116	10	26	.385	2	11	.182	1	2	.500	2	15	17	13	4	7	2	23	3.8
2023-24	DAL	55	17	1,088	161	302	.533	53	108	.491	53	68	.779	25	124	149	157	22	49	5	428	7.8
TOTALS		**300**	**89**	**5,633**	**670**	**1,554**	**.431**	**220**	**655**	**.336**	**257**	**335**	**.767**	**116**	**474**	**590**	**672**	**123**	**357**	**49**	**1,817**	**6.1**
PER GAME		**--**	**--**	**18.8**	**2.2**	**5.2**	**--**	**0.7**	**2.2**	**--**	**0.9**	**1.1**	**--**	**0.4**	**1.6**	**2.0**	**2.2**	**0.4**	**1.2**	**0.2**	**6.1**	**--**

DANTÉ EXUM - NBA POSTSEASON STATISTICS

SEASON	TEAM	GP	GS	MIN	FG	FGA	FG%	3PM	3PA	3P%	FT	FTA	FT%	OR	DR	TOT	A	ST	TO	BS	PTS	PPG
2016-17	UTA	7	0	84	11	27	.407	4	12	.333	6	6	1.000	2	4	6	9	5	3	0	32	4.6
2017-18	UTA	10	0	114	20	41	.488	2	7	.286	9	12	.750	4	10	14	10	1	15	1	51	5.1
2018-19	UTA	0	0	0	0	0	0	0	0	0	0	0	0	0	0	0	0	0	0	0	0	0.0
2023-24	DAL	21	0	144	16	44	.364	7	20	.350	4	6	.667	3	14	17	12	3	5	1	43	2.0
TOTALS		**38**	**0**	**341**	**47**	**112**	**.420**	**13**	**39**	**.333**	**19**	**24**	**.792**	**9**	**28**	**37**	**31**	**9**	**23**	**2**	**126**	**3.3**
PER GAME		**--**	**--**	**9.0**	**1.2**	**2.9**	**--**	**0.3**	**1.0**	**--**	**0.5**	**0.6**	**--**	**0.2**	**0.7**	**1.0**	**0.8**	**0.2**	**0.6**	**0.1**	**3.3**	**--**

	REG CAREER HIGHS
PTS	**28** vs. MIN 1/5/20
FGM	**11** vs. MIN 1/5/20
FGA	**15** at POR 12/8/23
3FGM	**7** vs. LAL 12/12/23
3FGA	**10** at MIL 1/22/15
FTM	**7** at OKC 3/11/17
FTA	**9** at OKC 3/11/17
OREB	**4** at DEN 11/20/16
DREB	**8** vs. HOU 4/7/24
TREB	**9** vs. HOU 4/7/24
ASTS	**13** vs. NYK 12/29/18
STLS	**3** 2 times (vs. CLE, 12/27/23)
BLKS	**4** at SAS 11/1/16
MINS	**40** vs. LAC 12/20/23

	POST CAREER HIGHS
PTS	**15** vs. GSW 5/8/17
FGM	**5** vs. GSW 5/8/17
FGA	**14** vs. GSW 5/8/17
3FGM	**2** 2 times (vs. BOS, 6/14/24)
3FGA	**5** vs. GSW 5/8/17
FTM	**4** vs. GSW 5/8/17
FTA	**4** 2 times (@ HOU, 4/29/18)
OREB	**2** vs. HOU 5/4/18
DREB	**3** at HOU 5/2/18
TREB	**4** at HOU 5/2/18
ASTS	**4** at LAC 5/1/24
STLS	**1** 9 times (vs. BOS, 6/14/24)
BLKS	**1** 2 times (@ LAC, 4/23/24)
MINS	**32** vs. GSW 5/8/17

	2023-24 REG HIGHS
PTS	**26** vs. LAL 12/12/23
FGM	**9** at POR 12/8/23
FGA	**15** at POR 12/8/23
3FGM	**7** vs. LAL 12/12/23
3FGA	**9** vs. LAL 12/12/23
FTM	**5** 2 times (vs. MIA, 3/7/24)
FTA	**8** vs. HOU 11/28/23
OREB	**3** at LAC 11/25/23
DREB	**8** vs. HOU 4/7/24
TREB	**9** vs. HOU 4/7/24
ASTS	**7** 3 times (vs. GSW, 4/5/24)
STLS	**3** vs. CLE 12/27/23
BLKS	**1** 5 times (vs. SAS, 12/23/23)
MINS	**40** vs. LAC 12/20/23

	2023-24 POST HIGHS
PTS	**10** vs. BOS 6/14/24
FGM	**4** vs. BOS 6/14/24
FGA	**7** vs. BOS 6/14/24
3FGM	**2** vs. BOS 6/14/24
3FGA	**4** vs. BOS 6/14/24
FTM	**2** at OKC 5/7/24
FTA	**2** 3 times (@ BOS, 6/17/24)
OREB	**1** 3 times (@ MIN, 5/30/24)
DREB	**2** 4 times (vs. BOS, 6/14/24)
TREB	**3** at MIN 5/30/24
ASTS	**4** at LAC 5/1/24
STLS	**1** 3 times (vs. BOS, 6/14/24)
BLKS	**1** at LAC 4/23/24
MINS	**16** at LAC 4/21/24

DANIEL GAFFORD

6TH SEASON IN THE NBA | 2ND SEASON WITH THE MAVS

HEIGHT 6'10" | WEIGHT 234 | BIRTHDAY 10.1.98

ACQUIRED: ACQUIRED IN TRADE (2/8/24)

PRIOR TO NBA: ARKANSAS | COUNTRY: USA

CAREER TRANSACTIONS

- Selected by Chicago with the 38th overall pick in the 2019 NBA Draft (6/20/19).
- Re-signed with Chicago (7/8/19).
- As part of a three-team trade, traded by Chicago with Chandler Hutchison to Washington; Boston traded Javonte Green, Daniel Theis and cash to Chicago; Chicago traded Luke Kornet to Boston; Washington traded Moritz Wagner to Boston; and Washington traded Troy Brown Jr. and cash to Chicago. Boston also received a trade exception (3/25/21).
- Re-signed with Washington (10/18/21).
- Traded by Washington to Dallas in exchange for Richaun Holmes and a 2024 first-round pick obtained via Oklahoma City (2/8/24).

NBA CAPSULE

- Holds career averages of 8.7 points, 5.4 rebounds, 1.0 assists, 1.5 blocks and 19.5 minutes in 321 career games (184 starts) over five seasons with Chicago, Washington and Dallas.
- Has shot 71.2% (1,170-1,644 FG) from the field, the highest FG% in NBA history (min. 1,000 FGA).
- Became the first Maverick in franchise history to lead the league in FG% after he shot 72.5% (348-480 FG) from the field in time split between Washington and Dallas in 2023-24.
- Has recorded the second-best (.732, 289-395 FG, 2022-23) and fourth-best (.725, 348-480 FG, 2023-24) single-season field goal percentages in NBA history (min. 350 FGA).
- Made 33 consecutive field goals (3/5-3/13/24), the second-longest such streak in NBA history (Wilt Chamberlain, 35, 2/17-2/28/67).
- Is the only player in the player in the play-by-play era (since 1996-97) to record multiple streaks of 20+ consecutive field goals made (33, 3/5-3/13/24; 22, 4/5-4/10/24)…achieved both as a member of the Mavericks, after no Dallas player had produced a streak of more than 18 consecutive field goals made prior to him accomplishing the feat.
- Among NBA qualifiers, has ranked in the top 10 in blocks three times (7th, 2.07 bpg, 2023-24; 10th, 1.38 bpg, 2021-22; 10th, 1.39 bpg, 2020-21) and in the top 20 in rejections in each of the last four seasons (16th, 1.27 bpg, 2022-23)…led all rookies in blocks (1.30 bpg) with Chicago in 2019-20.

SEASON HIGHLIGHTS

2023-24 (Washington and Dallas)

- In 74 games with WAS and DAL, posted career highs for points (11.0), rebounds (7.6), assists (1.6), steals (0.9), blocks (2.1), minutes (24.5) and starts (66).
- Shot a league-best 72.5% (348-480 FG) from the field in his time split between WAS and DAL, finishing as the first Maverick ever to lead the league in FG%.
- In addition to leading the NBA in FG%, also ranked among the league leaders in blocks (7th) and rebounds (28th).
- In 29 games (21 starts) with DAL, averaged 11.2 points, 6.9 rebounds, 1.6 assists and 1.9 blocks in 20.9 minutes while shooting 78.0% (145-186 FG) from the floor (DAL went 21-8 in those games)…the Mavericks went 18-3 in his 21 starts with the franchise and he averaged 12.4 points (.793 FG%), 7.5 rebounds, 2.0 assists, 2.3 blocks and 23.7 minutes in those contests.
- Notched a career-high 15 double-doubles (6 with DAL)…scored in double figures a career-high 48 times (18 with DAL), including 20+ points a career-best four times (3 with DAL)…pulled down 10+ rebounds a career-high 17 times (6 with DAL).
- Tallied a career-high 26 points (10-13 FG, 6-7 FT) to go with a career-high 17 rebounds, 3 assists and 2 blocks in 35 minutes at PHX (12/17/23), marking his fourth career 20/10 game and first career 25/15 effort.
- In Mavericks debut, registered 19 points (7-11 FG, 5-6 FT) and 9 rebounds in 17 minutes off the bench vs. OKC (2/10/24), recording the second-most points by a Maverick off the bench in his debut with the franchise (Christian Wood, 25, at PHX 10/19/22).
- Totaled 16 points (7-13 FG, 2-3 FT), a career-high-tying 17 rebounds, 2 assists, 2 steals and 5 blocks vs. WAS (2/12/24), his third career 15-15 effort...had 14 rebounds in the first half, the most rebounds by a Maverick in a half since 2018 (DeAndre Jordan, 14 vs. LAC, 12/2/18).
- Netted 20 points (9-9 FG, 2-3 FT), 7 rebounds and 2 blocks in 23 minutes at CHI (3/11/24), marking his most points on 100% shooting in his career.
- Made 33 consecutive field goals from 3/5-3/13/24 (7-7 FG vs. IND 3/5/24; 5-5 FG vs. MIA 3/7/24; 7-7 FG at DET 3/9/24; 9-9 FG at CHI 3/11/24; 5-5 FG vs. GSW 3/13/24), the second-longest such streak in NBA history (Chamberlain, 35, 2/17-2/28/67)…set a new franchise record for consecutive field goals made with his 19th straight at DET (3/9/24).
- Produced 19 points (8-11 FG, 3-3 FT) and 15 boards in 26 minutes at OKC (3/14/24)…saw his run of 33 straight FGM snapped after missing his first shot at OKC (3/14/24).
- Recorded 24 points (10-11 FG, 4-6 FT), 7 rebounds, a career-high 5 assists and 1 steal in 27 minutes vs. UTA (3/21/24).
- Racked up 13 points (6-7 FG, 1-2 FT), 11 rebounds, a career-high-tying 5 assists, 2 steals and 5 blocks in 27 minutes at UTA (3/25/24)…it marked the second time in franchise history that a Maverick went for at least 10 points, 10 rebounds, 5 assists, 2 steals and 5 blocks in a game (Dirk Nowitzki, 11/3/09)…also handed out 5 assists for the second straight game, after he failed to do so in each of his first 309 career games.
- Posted 10 points (5-7 FG), 15 rebounds, a career-high-tying 5 assists and 3 blocks in 31 minutes vs. GSW (4/5/24).
- Went a perfect 12-of-12 from the field en route to posting a career-high-tying 26 points to go with 7 rebounds and 2 blocks in 25 minutes at CHA (4/9/24), setting a new franchise record for most field goals made in a game without a miss (previous: Brandan Wright, 10-10 FG, ...became the first player in the play-by-play era with multiple streaks with at least 20 consecutive field goal makes after recording his 22nd consecutive FGM at MIA (4/10/23).
- Missed two games due to left ankle sprain (10/30-11/1/23), one game due to right hip (12/11/23), two games due to concussion (1/18-1/20/24) and one game due to right elbow soreness (4/14/24).

2022-23 (Washington)

- Averaged 9.0 points, 5.6 rebounds, 1.1 assists, 1.3 blocks and 20.6 minutes in 78 games (47 starts).
- Shot a career-high 73.2% (289-395 FG) from the floor, recording the second-highest FG% in NBA history (min. 350 FGA), but narrowly failing to qualify for the 2022-23 league leaders (after finishing 11 FGM short of the required 300 FGM).

- Recorded 10 double-doubles, matching the total produced in his first three seasons combined...scored in double figures 35 times, including 20+ points on three occasions...pulled down 10+ rebounds 10 times.
- Had 10 points, 12 rebounds (6 OR) and a season-high 6 blocks in 24 minutes at CHA (12/2/22).
- Tallied 21 points (8-11 FG), 12 rebounds (5 OR), 2 assists, 1 steal and 5 blocks in 29 minutes at NOP (1/28/23).
- Registered 18 points (8-14 FG, 2-3 FT), a season-high 13 rebounds (season-high 7 OR), 1 assist, 1 steal and 2 blocks in 33 minutes vs. ORL (3/31/23).
- Posted a season-high 25 points (8-10 FG, 9-9 FT) to go with 10 rebounds, 1 assist, 1 steal and 2 blocks in 22 minutes at ATL (4/5/23).
- Recorded his second straight 20-point effort with 22 points (9-10 FG, 4-4 FT), 8 rebounds, 4 assists and 1 block in 25 minutes vs. MIA (4/7/24)...it marked the first time in his career that he produced consecutive 20-point outings.

2021-22 (Washington)

- Averaged 9.4 points, 5.7 rebounds, 1.4 blocks and 20.1 minutes in 72 games (53 starts).
- Had eight double-doubles...scored in double figures 31 times, including 20+ points twice...collected 10+ rebounds 10 times.
- Posted 20 points (9-12 FG), 9 rebounds, 2 steals and 1 block in 24 minutes at CHA (11/17/21).
- Tallied a season-high 24 points (10-11 FG, 4-5 FT) to go with a season-high 12 rebounds, a season-high-tying 3 assists and 1 block in 31 minutes at MIN (4/5/22).
- Recorded a career-high 8 blocks to go with 7 points, 8 rebounds, 1 assist and 1 steal in 27 minutes at OKC (11/26/21).

2020-21 (Chicago and Washington)

- Averaged 7.0 points, 4.3 rebounds, 1.4 blocks and 14.6 minutes in 54 games (11 starts) with CHI and WAS.
- With CHI, averaged 4.7 points, 3.3 rebounds, 1.1 blocks and 12.4 minutes in 31 games (11 starts).
- With WAS, averaged 10.1 points, 5.6 rebounds, 1.8 blocks and 17.7 minutes in 23 games.
- Posted 16 games with 10+ points and three games with 10+ rebounds...had two double-doubles.
- Had 18 points (7-11 FG), 7 rebounds and a season-high 4 blocks in 26 minutes vs. NOP (4/16/21).
- Recorded his first career double-double with a season-high 19 points (7-11 FG, 5-9 FT) to go with 10 rebounds and 3 blocks in 24 minutes vs. GS (4/21/21).

2019-20 (Chicago)

- Averaged 5.1 points, 2.5 rebounds, 1.3 blocks and 14.2 minutes in 43 games (7 starts).
- Posted seven games with 10+ points.
- Scored a season-high 21 points (10-12 FG, 1-2 FT) to go along with 5 rebounds, 1 assist and 2 blocks vs. MIL (11/18/19).
- Recorded a season-high 6 blocks vs. CHA (12/13/19).

PLAYOFF CAPSULE

- Holds career playoff averages of 9.5 points (.671 FG%), 5.6 rebounds, 1.6 blocks and 20.8 minutes in 27 games (24 starts) with Washington and DAL.
- **2024 (DAL):** Started all 22 for games for the Mavericks during their run to the 2024 NBA Finals...averaged 9.0 points, 5.5 rebounds, 1.5 blocks and 20.2 minutes while shooting 63.4% (78-123 FG) from the field.
- **2021 (PHI):** Appeared in five games (2 starts) of the first round series against PHI, averaging 11.8 points, 5.8 rebounds, 2.0 blocks and 23.4 minutes...shot 84.6% (22-26 FG) from the floor.

COLLEGE CAPSULE

- In his two seasons at Arkansas, averaged 14.5 points (.635 FG%), 7.4 rebounds, 2.1 blocks and 25.5 minutes in 67 games (58 starts)…shot 63.5% (378-595 FG) from the field, the second-best FG% in school history…of his career 378 FG, 43% (163) were dunks…holds career block total of 141, the sixth-best in school history.
- **2018-19 (Arkansas):** As a sophomore, averaged 16.9 points, 8.6 rebounds and 1.9 blocks in 28.7 minutes…was voted AP All-America Honorable Mention and named First-Team All-SEC by the coaches and media, becoming just the sixth Razorback to be a consensus first-team pick…named SEC All-Defensive Team, becoming just the second Razorback to be named first team All-SEC and SEC All-Defensive in the same season…was a Kareem Abdul-Jabbar Award top-10 finalist (top center in the nation)…ranked sixth in the NCAA and first in the SEC in FG% (.660), 9.5% points better than second place (Tennessee's Grant Williams, .564)…one of two players in the NCAA in 2018-19 to shoot at least 60% and average at least 15.0 points, 8.0 rebounds and 2.0 blocks…one of five players in the NCAA in 2018-19 to shoot over 60% while averaging over 15 points and 8 rebounds…was the only player in the SEC to rank among the league's top 5 in scoring (4th, 16.9), rebounding (2nd, 8.7), blocked shots (3rd, 2.03), offensive rebounds (2nd, 2.84) and defensive rebounds (3rd, 5.81)...was the only player to rank among the league's top seven in both offensive and defensive rebounds...recorded 10 double-doubles...scored in double figures 28 times, including 20+ points 11 times and 30+ points once...collected 10+ boards 13 times...tallied a career-high 32 points (14-19 FG) to go with 7 rebounds and 2 blocks vs. LSU (1/12/19)...totaled 29 points (11-17 FG), a career-high 16 rebounds, 2 assists and 2 blocks vs. Alabama (3/9/19).
- **2017-18 (Arkansas):** As a freshman, averaged 11.8 points (.605 FG%), 6.2 rebounds, 2.2 blocks and 22.6 minutes in 35 games (26 starts)...was the first freshman in program history to record 400 points, 200 rebounds and 60 blocks in a single season…was named SEC Freshman of the Week three times, becoming the only SEC freshman to receive the weekly honor three times and became just the third Razorback to earn the honor multiple times (Bobby Portis, Patrick Beverley)...recorded three double-doubles...scored in double figures 22 times, including 20+ points twice...pulled down 10+ rebounds four times.

PERSONAL CAPSULE

- Born in El Dorado, Arkansas, in 1998 to Wayne Gafford and Teresa Frazier...has four siblings and five dogs.
- Attended El Dorado High School in El Dorado, Arkansas...as a senior, averaged 17.4 points, 16.0 rebounds and 7.7 blocks...led his club to a 28-5 record and a trip to the 6A State Final game a senior...was a two-time All-State selection.
- Played football in high school as a wide receiver but focused solely on basketball by 10th grade...was also a member of the El Dorado High School marching band.
- On Instagram @big.dandan.
- Nickname is "The Landlord."

DANIEL GAFFORD - NBA REGULAR SEASON STATISTICS

SEASON	TEAM	GP	GS	MIN	FG	FGA	FG%	3PM	3PA	3P%	FT	FTA	FT%	OR	DR	TOT	A	ST	TO	BS	PTS	PPG
2019-20	CHI	43	7	609	94	134	.701	0	0	.000	32	60	.533	52	54	106	21	13	29	56	220	5.1
2020-21	CHI	31	11	383	60	87	.690	0	0	.000	27	41	.659	44	59	103	17	11	22	34	147	4.7
Went from **CHI** to **WAS**.																						
2020-21	WAS	23	0	408	94	138	.681	0	0	.000	45	67	.672	50	78	128	12	15	19	41	233	10.1
2020-21	TOT	54	11	791	154	225	.684	0	0	.000	72	108	.667	94	137	231	29	26	41	75	380	7.0
2021-22	WAS	72	53	1,444	285	411	.693	0	1	.000	107	153	.699	155	252	407	68	30	65	99	677	9.4
2022-23	WAS	78	47	1,604	289	395	.732	0	0	.000	127	187	.679	163	270	433	84	33	85	99	705	9.0
2023-24	WAS	45	45	1,192	203	294	.690	0	0	.000	84	119	.706	131	230	361	69	44	46	97	490	10.9
Went from **WAS** to **DAL**.																						
2023-24	DAL	29	21	623	145	186	.780	0	0	.000	34	56	.607	64	137	201	46	21	28	56	324	11.2
2023-24	TOT	74	66	1,813	348	480	.725	0	0	.000	118	175	.674	195	367	562	115	65	74	153	814	11.0
TOTALS		**321**	**184**	**6,263**	**1,170**	**1,645**	**.711**	**0**	**1**	**.000**	**456**	**683**	**.668**	**659**	**1,080**	**1,739**	**317**	**167**	**294**	**482**	**2,796**	**8.7**
PER GAME		**--**	**--**	**19.5**	**3.6**	**5.1**	**--**	**0.0**	**0.0**	**--**	**1.4**	**2.1**	**--**	**2.1**	**3.4**	**5.4**	**1.0**	**0.5**	**0.9**	**1.5**	**8.7**	**--**

DANIEL GAFFORD - NBA POSTSEASON STATISTICS

SEASON	TEAM	GP	GS	MIN	FG	FGA	FG%	3PM	3PA	3P%	FT	FTA	FT%	OR	DR	TOT	A	ST	TO	BS	PTS	PPG
2020-21	WAS	5	2	117	22	26	.846	0	0	.000	15	24	.625	14	15	29	3	5	3	10	59	11.8
2023-24	DAL	22	22	445	78	123	.634	0	0	.000	41	65	.631	42	80	122	15	6	19	33	197	9.0
TOTALS		**27**	**24**	**562**	**100**	**149**	**.671**	**0**	**0**	**.000**	**56**	**89**	**.629**	**56**	**95**	**151**	**18**	**11**	**22**	**43**	**256**	**9.5**
PER GAME		**--**	**--**	**20.8**	**3.7**	**5.5**	**--**	**0.0**	**0.0**	**--**	**2.1**	**3.3**	**--**	**2.1**	**3.5**	**5.6**	**0.7**	**0.4**	**0.8**	**1.6**	**9.5**	**--**

	REG CAREER HIGHS
PTS	**26** 2 times (@ CHA, 4/9/24)
FGM	**12** at CHA 4/9/24
FGA	**14** vs. ORL 3/31/23
3FGM	**--**
3FGA	**1** vs. CHI 3/29/22
FTM	**9** at ATL 4/5/23
FTA	**10** 2 times (@ CHA, 12/2/22)
OREB	**8** at SAS 1/29/24
DREB	**11** 2 times (vs. GSW, 4/5/24)
TREB	**17** 2 times (vs. WAS, 2/12/24)
ASTS	**5** 4 times (vs. GSW, 4/5/24)
STLS	**4** 3 times (vs. TOR, 12/27/23)
BLKS	**8** at OKC 11/26/21
MINS	**37** at IND 1/10/24

	POST CAREER HIGHS
PTS	**16** 3 times (@ MIN, 5/24/24)
FGM	**8** at MIN 5/24/24
FGA	**12** at OKC 5/7/24
3FGM	**--**
3FGA	**--**
FTM	**6** at OKC 5/7/24
FTA	**9** 2 times (@ OKC, 5/9/24)
OREB	**5** 2 times (@ OKC, 5/7/24)
DREB	**7** 3 times (@ BOS, 6/9/24)
TREB	**11** at OKC 5/7/24
ASTS	**3** vs. OKC 5/11/24
STLS	**2** 2 times (vs. LAC, 4/26/24)
BLKS	**5** 3 times (@ MIN, 5/24/24)
MINS	**31** vs. MIN 5/28/24

	2023-24 REG HIGHS
PTS	**26** 2 times (@ CHA, 4/9/24)
FGM	**12** at CHA 4/9/24
FGA	**13** 3 times (vs. WAS, 2/12/24)
3FGM	**--**
3FGA	**--**
FTM	**6** at PHX 12/17/23
FTA	**8** at SAS 1/29/24
OREB	**8** at SAS 1/29/24
DREB	**11** 2 times (vs. GSW, 4/5/24)
TREB	**17** 2 times (vs. WAS, 2/12/24)
ASTS	**5** 3 times (vs. GSW, 4/5/24)
STLS	**4** 2 times (vs. TOR, 12/27/23)
BLKS	**7** vs. GSW 3/13/24
MINS	**37** at IND 1/10/24

	2023-24 POST HIGHS
PTS	**16** 2 times (@ MIN, 5/24/24)
FGM	**8** at MIN 5/24/24
FGA	**12** at OKC 5/7/24
3FGM	**--**
3FGA	**--**
FTM	**6** at OKC 5/7/24
FTA	**9** at OKC 5/9/24
OREB	**5** at OKC 5/7/24
DREB	**7** 3 times (@ BOS, 6/9/24)
TREB	**11** at OKC 5/7/24
ASTS	**3** vs. OKC 5/11/24
STLS	**2** vs. LAC 4/26/24
BLKS	**5** 2 times (@ MIN, 5/24/24)
MINS	**31** vs. MIN 5/28/24

JAZIAN GORTMAN

1ST SEASON IN THE NBA

1ST SEASON WITH THE MAVS

HEIGHT 6'2"

WEIGHT 184

BIRTHDAY 4.14.03

ACQUIRED CONVERTED TO TWO-WAY (10/18/24)

PRIOR TO NBA OVERTIME ELITE

COUNTRY USA



CAREER TRANSACTIONS

- Went undrafted in the 2023 NBA Draft.
- Signed with Milwaukee (7/15/23).
- Waived by Milwaukee (10/18/23).
- Signed with Dallas (7/10/24).

PROFESSIONAL CAPSULE

- **2023-24 (Wis Herd/Rip City Remix):** Averaged 9.4 points, 2.4 rebounds, 3.8 assists and 19.0 minutes through 27 total games (4 starts) with both the Wisconsin Herd and Rip City Remix of the NBA G League…played in 14 games for the G League Showcase with the Herd and averaged 8.0 points, 2.4 rebounds, 3.1 assists and 17.2 minutes.

OVERTIME ELITE CAPSULE

- **2022-23:** Averaged 13.9 points, 4.8 rebounds and 3.9 assists per game…lost in the championship to the City Reapers…posted double-figure scoring in 13 of the 15 regular season games…had one double-double with 15 points and 10 rebounds…dished season-high 8 assists against the Bruins in December…had at least 5 assists in six games this season…scored in double figures in two of the games in the playoffs.
- **2021-22:** Averaged 12.1 points, 5.0 rebounds, 3.7 assists, 1.7 steals…led OTE in offensive rating and finished second in net rating…had an assist in 24 of 26 games…tied the single-game OTE record with 10 assists vs. Moravian Prep…scored double figures in 17 games, with a season high of 23 points at SPIRE.

PERSONAL CAPSULE

- South Carolina's top ranked player before joining OTE, averaging 23.0 points, 5.0 rebounds and 3.0 steals per game for W.J. Keenan HS.
- Originally from Columbia, South Carolina.

QUENTIN GRIMES

3RD SEASON IN THE NBA

1ST SEASON WITH THE MAVS

HEIGHT 6'5"

WEIGHT 207

BIRTHDAY 5.8.00

ACQUIRED

ACQUIRED VIA TRADE ON 7/6/24

PRIOR TO NBA HOUSTON

COUNTRY USA

CAREER TRANSACTIONS

- Selected by the L.A. Clippers in the first round (25th overall pick) of the 2021 NBA Draft.
- Traded by the L.A. Clippers along with a future second-round pick to New York in exchange for Keon Johnson (6/30/21).
- Signed by New York (8/6/21).
- Traded by New York with Ryan Arcidiacono, Malachi Flynn, Evan Fournier and cash to Detroit in exchange for Bojan Bogdanovic and Alec Burks (2/8/24).
- Traded by Detroit to Dallas in exchange for Tim Hardaway Jr. and three future second-round picks (7/6/24).

NBA CAPSULE

- Holds career averages of 8.5 points, 2.5 rebounds, 1.5 assists, 0.7 steals and 23.4 minutes in 168 games (90 starts) with New York and Detroit.
- Has shot 42.8% (499-1,165 FG) from the field, 37.1% (310-836 3FG) from 3-point range and 77.2% (125-162 FT) from the line.

SEASON HIGHLIGHTS

2023-24 (New York and Detroit)

- Across 51 games (18 starts) for NYK and DET, averaged 7.0 points, 2.0 rebounds, 1.3 assists and 0.7 steals in 20.1 minutes.
- Saw action in 45 games (18 starts) with NYK, averaging 7.3 points, 2.0 rebounds and 1.2 assists while shooting 36.3% (77-212 3FG) from 3-point range.
- Appeared in six games with DET, averaging 5.3 points, 2.0 rebounds and 2.3 assists in 19.2 minutes.
- Scored in double figures 14 times (13 with NYK).
- Tallied a season-high 19 points (7-11 FG, 5-7 3FG) to go with 3 rebounds in win vs. TOR (12/11/23).
- Posted a season-high-tying 19 points (6-13 FG, 4-9 3FG, 3-3 FT) to go with a season-high 8 rebounds, 2 assists, 1 steal, 1 block and a career-high-tying +37 rating in win at PHI (1/5/24)...scored all 19 of his points in the fourth quarter (highest-scoring quarter of his career).
- Notched a season-high-tying 19 points (7-11 FG, 2-5 3FG, 3-3 FT) to go with 5 boards in win vs. DEN (1/25/24).
- Missed two games due to a sprained left wrist, one to a non-COVID illness, three due to a right knee sprain and 23 to a right knee contusion...missed final 17 games of season and 27 of the last 33.

2022-23 (New York)

- Appeared in a career-high 71 games (career-high 66 starts), posting career highs for points (11.3 ppg), rebounds (3.2 rpg), assists (2.1 apg) and minutes (29.9 mpg).
- Shot a career-high 46.8% (career highs 282-602 FG) from the field, a career-high 38.6% (career highs 157-407 3FG) and a career-high 79.6% (career highs 78-98 FT) from the line.
- Scored in double figures 36 times, including 20+ points 10 times and 30+ points twice...produced 10 games with 5+ 3-pointers.
- Handed out a career-high 8 assists to go with 10 points and 5 rebounds at PHX (11/20/22).
- Went 8-of-11 (.727) from the field en route to posting 23 points, 4 rebounds, 2 assists and a season-high 2 blocks vs. ATL (12/7/22)…his 72.7% clip from the floor marked his highest career FG% in a game (min. 10 FGA).
- Knocked down a career-high-tying 7 3-pointers en route to netting 33 points (12-25 FG, 7-16 3FG, 2-3 FT), 6 rebounds and 4 assists in a career-high 48 minutes at DAL (12/27/22).
- Named among NBA Sophomores to 2023 Jordan Rising Stars at NBA All-Star Weekend in Utah, scoring game-high points in both games…playing for Team Joakim, scored game-high 13 points (5-6 FG) in win over Team Jason and a game-high 14 points (5-8 FG, 4-7 3FG) in loss to Team Pau.
- Tallied 25 points (10-18 FG, 5-10 3FG), 5 rebounds, 6 assists and a season-high 3 steals at ORL (3/23/23).
- Pulled down a career-high 9 rebounds to go with 14 points (5-12 FG, 4-9 3FG), 6 assists and 2 steals vs. HOU (3/27/23).
- Produced 27 points (9-17 FG, 6-11 3FG, 3-4 FT) and 5 assists vs. WAS (4/2/23).
- Poured in a career-high 36 points (14-23 FG, 5-13 3FG, 3-4 FT), including 20 in second half alone (16 in 4th quarter), to go with 6 rebounds, 5 assists and a season-high-tying 3 steals in win vs. IND (4/5/23).
- Scored 20+ points in six of the Knicks' final nine games, averaging 21.9 points (.543 FG%, .478 3FG%, .824 FT%), 4.2 rebounds and 3.8 assists in that stretch (3/22-4/9/23).
- Missed nine games due to injury, including season's first six contests due to sore left foot (10/19-10/30/22)…missed two additional games in November with sore left foot; also missed one game with sprained right ankle (12/21/22).

2021-22 (New York)

- Appeared in 45 games (6 starts) for the Knicks as a rookie, averaging 6.1 points, 2.1 rebounds and 1.0 assists in 17.5 minutes.
- Shot 38.1% (72-189 3FG) from 3-point range, finishing second among rookies in 3FG% (Trey Murphy III, .382).
- Scored in double figures 10 times, including 20+ points twice.
- In first career NBA start, tallied a season-high (game-high) 27 points (9-17 FG, 7-13 3FG, 2-2 FT) to go with 3 rebounds, 3 assists and 3 steals vs. MIL (12/12/21)…set Knicks rookie record for 3-point field goals made (7) and led the team in scoring for the first time in his career.
- Went for 20 points (6-10 FG, 5-8 3FG), 4 rebounds, 3 assists and 2 steals at POR (2/12/22).
- Followed up his 20-point effort at POR (2/12/22) by posting 19 points, a season-high 7 rebounds and a season-high 2 blocks vs. OKC (2/14/22).
- Missed five games due to health and safety protocols (12/14-12/23/21)…missed two games due to sore left knee (2/7-2/8/22)…suffered subluxation (partial dislocation) of right patella in first quarter vs. MIA (2/25/22) and missed the next nine games (2/27-3/16/22), and 16 of the season's final 22 contests due to injury/right knee soreness (2/27-4/10/22) .

PLAYOFF CAPSULE

- **2023 (NYK):** Averaged 5.1 points, 2.8 rebounds, 1.4 assists, 1.0 steals and 26.9 minutes in nine games (6 starts) against CLE and MIA…in first career playoff game, nailed two clutch FT with 4.3 seconds left to give Knicks 101-97 win in Game 1 at CLE (4/15/23)…finished with 5 points, a playoff career-high 5 rebounds, 1 assist and 1 block in his postseason debut…tallied a playoff career-high 9 points, a playoff career-high-tying 5 rebounds, 2 assists and 2 assists in Game 4 at MIA (5/8/23)…had 8 points, 4 rebounds, a playoff career-high 5 assists, 2 steals and a playoff career-high 2 blocks in Game 5 vs. MIA (5/10/23).

COLLEGE CAPSULE

- Averaged 12.5 points on .411 FG% over 29.3 minutes in 96 games (87 starts) in three-year college career (one year at Kansas, two years at Houston).
- **2020-21 (Houston):** As a junior, averaged a career-high (team-high) 17.8 points (3rd in American Athletic Conference), a career-high 5.7 rebounds, 2.0 assists, a career-high (team-high) 1.4 steals and a career-high 32.8 minutes in 30 games (all starts)…went 100-of-248 (.403) from 3-point range, leading the AAC in 3FGM and 3FG%…shot a career-high 78.8% (89-113 FT) from the line, which ranked sixth in the AAC…earned 2020-21 All-American Third Team honors from The Associated Press, NABC, USBWA and Sporting News…named 2020-21 American Athletic Conference Player of the Year…First Cougar to earn All-American honors of any kind since 1999…named to 2021 NCAA Midwest Regional All-Tournament Team and 2021 All-American Athletic Conference First Team (as unanimous pick) and Conference Championship Most Outstanding Player…helped lead Houston to 28-4 mark and Cougars' first Final Four appearance since 1984…scored in double figures in 26 of his 30 games, including 20+ points 12 times and 30+ points once…scored a career high 33 points (11-21 FG, 8-16 3FG) vs. Western Kentucky (2/25/21).
- **2019-20 (Houston):** As a sophomore, averaged 12.1 points, 3.7 rebounds, 2.6 assists and 27.9 minutes in 30 games (21 starts)…ranked 14th in the league in FG% (.443) and 19th in scoring (12.1 ppg)…scoring in double figures 18 times, including 20+ points six times and 30+ once…tallied a game-high 32 points to go with 9 rebounds with 5 steals in win at Rice (11/19/19), becoming the 60th player in school history to score 30+ points in a game...member of 2019-20 ACC All-Academic Team.
- **2018-19 (Kansas):** Started all 36 games at Kansas as a freshman (was 1 of only 3 players to start every game)...averaged 8.4 points, 2.5 rebounds and 2.0 assists in 27.4 minutes...posted 13 games with double-digit points.

INTERNATIONAL CAPSULE (USA Basketball)

- **Summer 2018:** Was named MVP of the 2018 FIBA Americas U18 World Championships after leading USA to the gold medal...averaged 14.7 points, 4.0 rebounds and 3.8 assists...competed for the USA Junior National Select Team at the 2018 Nike Hoop Summit, posting 15 points with 6 rebounds.

PERSONAL CAPSULE

- Full name is Quentin Marshall Grimes…father Marshall Grimes played collegiate basketball at Santa Clara (1977-79) and Louisiana-Lafayette (1981-82)...brother of NHL veteran Tyler Myers, who has played with Buffalo, Winnipeg and Vancouver in a 15-year career and was the winner of the 2009-10 Calder Trophy as the League's top rookie...Grimes and Myers are the first pair of brothers to play in the NBA and NHL.
- Attended College Park High School in The Woodlands, Texas, where he was named 2017-18 McDonald's All-American, Texas Gatorade Player of the Year and Texas Mr. Basketball…competed in Jordan Brand Classic…averaged 29.5 points as a senior, leading College Park to 21-13 mark and District 12-6A title.
- On Instagram @qdotgrimes.

QUENTIN GRIMES - NBA REGULAR SEASON STATISTICS

SEASON	TEAM	GP	GS	MIN	FG	FGA	FG%	3PM	3PA	3P%	FT	FTA	FT%	OR	DR	TOT	A	ST	TO	BS	PTS	PPG
2021-22	NYK	46	6	786	95	235	.404	72	189	.381	13	19	.684	24	70	94	44	31	28	11	275	6.0
2022-23	NYK	71	66	2,121	282	602	.468	157	407	.386	78	98	.796	49	180	229	150	47	69	26	799	11.3
2023-24	NYK	45	18	910	113	286	.395	77	212	.363	24	34	.706	14	74	88	52	30	21	3	327	7.3
Went from **NYK** to **DET**.																						
2023-24	DET	6	0	115	9	42	.214	4	28	.143	10	11	.909	1	11	12	14	5	7	4	32	5.3
2023-24	TOT	51	18	1,024	122	328	.372	81	240	.338	34	45	.756	15	85	100	66	35	28	7	359	7.0
TOTALS		**168**	**90**	**3,932**	**499**	**1,165**	**.428**	**310**	**836**	**.371**	**125**	**162**	**.772**	**88**	**335**	**423**	**260**	**113**	**125**	**44**	**1,433**	**8.5**
PER GAME		**--**	**--**	**23.4**	**3.0**	**6.9**	**--**	**1.8**	**5.0**	**--**	**0.7**	**1.0**	**--**	**0.5**	**2.0**	**2.5**	**1.5**	**0.7**	**0.7**	**0.3**	**8.5**	**--**

QUENTIN GRIMES - NBA POSTSEASON STATISTICS

SEASON	TEAM	GP	GS	MIN	FG	FGA	FG%	3PM	3PA	3P%	FT	FTA	FT%	OR	DR	TOT	A	ST	TO	BS	PTS	PPG
2022-23	NYK	9	6	242	14	46	.304	9	37	.243	9	11	.818	3	22	25	13	9	10	5	46	5.1
TOTALS		**9**	**6**	**242**	**14**	**46**	**.304**	**9**	**37**	**.243**	**9**	**11**	**.818**	**3**	**22**	**25**	**13**	**9**	**10**	**5**	**46**	**5.1**
PER GAME		**--**	**--**	**26.9**	**1.6**	**5.1**	**--**	**1.0**	**4.1**	**--**	**1.0**	**1.2**	**--**	**0.3**	**2.4**	**2.8**	**1.4**	**1.0**	**1.1**	**0.6**	**5.1**	**--**

	REG CAREER HIGHS
PTS	**36** at IND 4/5/23
FGM	**14** at IND 4/5/23
FGA	**25** at DAL 12/27/22
3FGM	**7** 2 times (@ DAL, 12/27/22)
3FGA	**16** at DAL 12/27/22
FTM	**6** at SAS 12/29/22
FTA	**8** vs. MIA 1/27/24
OREB	**4** 2 times (@ DAL, 12/27/22)
DREB	**8** 2 times (vs. MIA, 3/29/23)
TREB	**9** vs. HOU 3/27/23
ASTS	**8** at PHX 11/20/22
STLS	**4** at TOR 1/2/22
BLKS	**3** at NYK 2/26/24
MINS	**48** at DAL 12/27/22

	POST CAREER HIGHS
PTS	**9** at MIA 5/8/23
FGM	**3** 3 times (vs. MIA, 5/10/23)
FGA	**8** 2 times (vs. MIA, 5/10/23)
3FGM	**3** at MIA 5/8/23
3FGA	**7** at MIA 5/8/23
FTM	**4** at CLE 4/18/23
FTA	**5** at CLE 4/18/23
OREB	**1** 3 times (@ MIA, 5/6/23)
DREB	**5** at MIA 5/8/23
TREB	**5** 2 times (@ MIA, 5/8/23)
ASTS	**5** vs. MIA 5/10/23
STLS	**3** at CLE 4/18/23
BLKS	**2** vs. MIA 5/10/23
MINS	**48** vs. MIA 5/10/23

	2023-24 REG HIGHS
PTS	**19** 3 times (vs. DEN, 1/25/24)
FGM	**7** 2 times (vs. DEN, 1/25/24)
FGA	**13** at PHI 1/5/24
3FGM	**5** 2 times (vs. TOR, 12/11/23)
3FGA	**10** at MIL 11/3/23
FTM	**5** vs. HOU 1/17/24
FTA	**8** vs. MIA 1/27/24
OREB	**2** 4 times (vs. HOU, 1/17/24)
DREB	**6** 2 times (vs. UTA, 1/30/24)
TREB	**8** at PHI 1/5/24
ASTS	**4** vs. ORL 2/24/24
STLS	**3** vs. POR 1/9/24
BLKS	**3** at NYK 2/26/24
MINS	**34** at MIL 11/3/23

JADEN HARDY

3RD SEASON IN THE NBA | 3RD SEASON WITH THE MAVS

HEIGHT 6'4" | WEIGHT 198 | BIRTHDAY 7.5.02

ACQUIRED: ACQUIRED VIA TRADE WITH SAC

PRIOR TO NBA: NBA G LEAGUE IGNITE | COUNTRY: USA

CAREER TRANSACTIONS

- Selected by Sacramento in the second round (37th overall pick) of the 2022 NBA Draft…draft rights traded to Dallas for a 2024 second-round pick and a 2028 second-round pick.

NBA CAPSULE

- Holds career averages of 7.9 points, 1.8 rebounds, 1.4 assists and 14.0 minutes in 121 games (12 starts) with Dallas.
- Has shot 42.0% (341-812 FG) from the field, 37.9% (144-380 3FG) from 3-point range and 80.0% (124-155 FT) from the line.
- Tallied 20+ points in each of his first three career starts (22 at MEM 3/11/23; 28 vs. MEM 3/13/23; 22 at SAS 3/15/23), becoming the first Maverick to accomplish the feat.

SEASON HIGHLIGHTS

2023-24 (Dallas)

- Appeared in a career-high 73 games (7 starts), averaging 7.3 points, 1.8 rebounds and 1.5 assists in 13.5 minutes.
- Shot 36.2% (81-224 3FG) from beyond the arc and 77.6% (59-76 FT) from the line.
- Scored in double figures 18 times, including 20+ points twice.
- Recorded three games with 7+ assists, after he failed to produce a 7-assist game as a rookie in 2022-23.
- Had 19 points (7-15 FG, 5-7 3FG) and 4 assists in win at MEM (12/11/23).
- Registered 19 points (8-14 FG, 3-7 3FG), a career-high 9 rebounds and a career-high 9 assists in win vs. POR (1/5/24), finishing 1 rebound and 1 assist shy of his first career triple-double...became only the ninth player in franchise history to have at least 19 points, 9 rebounds and 9 assists in a game (Mark Aguirre, Rodney McCray, Jason Kidd, Michael Finley, Dirk Nowitzki, Dennis Smith Jr., Luka Dončić, Theo Pinson)...recorded his second career 10-point, 5-rebound, 5-assist effort (25 points, 5 rebounds, 5 assists vs. SAS 4/9/23).
- Went 8-of-9 (.889) from the floor en route to posting 20 points, 7 assists, 1 steal and 1 block in win vs. ORL (1/29/24), recording the most efficient 20-point game of his career...joined Dereck Lively II as the only Mavericks, age 21-or-younger, to produce a 20-point effort on at least 80.0% shooting.
- Netted a season-high 25 points (9-19 FG, 2-6 3FG, 5-6 FT) to go with 7 rebounds, 2 assists and 1 steal in 29 minutes off the bench vs. DET (4/12/24).

2022-23 (Dallas)

- Appeared in 48 games (5 starts) as a rookie and averaged 8.8 points, 1.9 rebounds and 1.4 assists in 14.8 minutes.
- Shot 43.8% (146-333 FG) from the field, 40.4% (63-156 3FG) from 3-point range and 82.3% (65-79 FT) from the line.
- Recorded five 25-point games, the second-most by a Maverick before turning 21 years old (Dončić, 57) and the fifth-most by a DAL rookie ever (Jay Vincent, 28; Dončić, 21; Jamal Mashburn, 20; Aguirre, 8)…produced nine 20-point efforts, the third-most by a Maverick before his 21st birthday (Dončić, 86; Smith Jr., 18) and T-8th-most by a DAL rookie ever (Vincent, 53; Dončić, 43; Mashburn, 37; Aguirre, 20; Smith Jr., 15; Rolando Blackman, 14; Sean Rooks, 12; Jim Jackson, 9; Kidd, 9)…had 16 games with 10+ points.
- Among NBA rookie leaders, ranked second in FT% (.823), fourth in 3FG% (.404) and 16th in scoring (8.8 ppg)…finished as one of six rookies and the only non-lottery pick to record five-or-more 25-point games (along with Paolo Banchero, Bennedict Mathurin, Jaden Ivey, Jalen Williams and Shaedon Sharpe)…also finished as one of nine rookies and the only non-first-round pick to produce nine-or-more 20-point efforts.
- As a starter, averaged 21.2 points, 5.0 rebounds and 3.2 assists while scoring 20+ points in four of the five games…tallied 20+ points in each of his first three career starts (22 at MEM 3/11/23; 28 vs. MEM 3/13/23; 22 at SAS 3/15/23), becoming the first Maverick ever to accomplish the feat.
- Over his final 15 games (3/11-4/9/23), averaged 13.6 points (.450 3FG%), 3.1 rebounds and 2.5 assists while scoring 20+ points in seven of the 15 contests.
- Made NBA debut vs. MEM (10/22/22) and logged 6 minutes.
- Scored his first career points at Madison Square Garden on a driving layup at the 4:09 mark of the quarter…finished with 5 points (2-5 FG, 1-3 3FG) in 7 minutes at NYK (12/3/22).
- Recorded his first career double-figure scoring game with 10 points (4-5 FG, 2-2 FT) in only 2 minutes vs. PHX (12/5/22).
- Scored 15 points (5-8 FG, 3-3 3FG, 2-2 FT) in 15 minutes vs. BOS (1/5/23).
- Tallied 25 points (8-17 FG), including 10 in the fourth quarter, to go with 2 rebounds, 2 assists and 1 steal in 27 minutes at POR (1/15/23)…became the third-youngest player in franchise history (20 years, 194 days) to score 25 points in a game (Dončić, 19 years, 234 days; Smith Jr., 19 years, 354 days)…also became the 25th DAL rookie ever to score 25 in a game and the first since Dončić in 2018-19.
- Registered a career-best 29 points (8-12 FG, 4-6 3FG, 9-9 FT), including 14 in the fourth quarter, to go with 4 rebounds, 4 assists and 2 steals in 26 minutes at UTA (2/6/23)…at 20 years, 216 days, joined Dončić and Smith Jr. as the only Mavericks to produce multiple 25-point games before their 21st birthday…shared game-high scoring honors with Josh Green (29), who together, became the first pair of Mavericks teammates age 22-or-younger to score 25+ points in the same game since Kidd and Mashburn in 1995-96 (at SAS 11/3/95).
- In first career start, registered 22 points (9-21 FG), 2 rebounds, 3 assists and 1 steal in 37 minutes at MEM (3/11/23).
- In second straight start, produced 28 points, including 16 in the first quarter (most by a rookie in an opening quarter in 2022-23), to go with a season-high 8 rebounds, 3 assists, 1 steal and 1 block in 41 minutes vs. MEM (3/13/23)…became the first Maverick to score 20+ points in each of his first two career starts.
- In third consecutive start, recorded his third straight 20-point effort with 22 points (3-5 3FG, 9-10 FT), including 10 in the fourth quarter, to go with 6 rebounds and 4 assists in 38 minutes at SAS (3/15/23).
- During his stretch of three consecutive starts (3/11-3/15/23), averaged 24.0 points (.379 3FG%), 5.3 rebounds and 3.3 assists…along with Green (21 at MEM 3/11/23; 23 vs. MEM 3/13/23; 21 at SAS 3/15/23), became the first pair of Mavericks teammates under the age of 23 to score 20+ points in the same three-game stretch.
- Scored 20+ points five times in a six-game stretch and averaged 20.3 points (22-48 3FG, .458), 4.0 rebounds and 2.7 assists in that span (3/11-3/22/23).
- Totaled 20 points (8-12 FG, 4-6 3FG), 4 rebounds, 4 assists and a career-high 3 steals in 24 minutes at IND (3/27/23).
- In season finale, produced 25 points (11-23 FG, 2-2 FT), including 21 (9-13 FG) in the second quarter, along with 5 rebounds and a season-high 5 assists in 28 minutes vs. SAS

(4/9/23)…his 21 second-quarter points marked the most by a rookie in a single period in 2022-23 (besting the 20-point 3rd quarter produced by No. 1 overall pick Banchero vs. MEM 1/5/23)…at 20 years, 278 days, became the second-youngest player in franchise history to record a 25-point, 5-rebound, 5-assist game (Dončić, 19 years, 291 days)…also became the seventh Mavericks rookie to produce a 25-5-5 effort (Dončić, Mashburn, Vincent, Jackson, Kidd, Marquis Daniels).

- Also appeared in 11 Showcase Cup games (10 starts) while on assignment for the Mavericks' G League affiliate, the Texas Legends…averaged 28.8 points, 4.5 rebounds and 3.6 assists in 33.3 minutes while shooting 54.9% (101-184 FG) from the field, 49.0% (47-96 3FG) from 3-point range and 86.4% (38-44 FT) from the line...produced four 30-point games in the G League, including three 35-point efforts and one 40-point outing…poured in a career-high (game-high) 41 points (13-24 FG, 6-11 3FG) to go with 6 rebounds, 8 assists and 2 steals in 37 minutes vs. Rio Grande Valley Vipers (11/26/22).
- Missed one game due to a low back contusion (12/23/22)…recorded 22 DNP-CDs and spent 11 games on the inactive (G League).

2021-22 (G League Ignite)

- Started all 24 games for the Ignite...in 12 exhibition games, averaged 21.9 points, 4.2 rebounds, 3.8 assists and 1.3 steals in 32.8 minutes...in 12 Showcase Cup games, averaged 17.7 points, 4.6 rebounds, 3.2 assists and 1.3 steals in 32.2 minutes.
- Recorded two games with 30+ points and 13 games with 20+ points...led Ignite in scoring in 12 games…scored in double figures in all but two of 24 games.
- Made first start in the season opener, scoring 6 points with 5 assists (11/5/21).
- Recorded first 20-point game with 24 points, 7 rebounds, 2 assists and career-high 4 steals in the home opener against Agua Caliente (11/10/21).
- Posted 16 points and career-high 9 rebounds in the second game vs. Agua Caliente (11/11/21).
- Recorded back-to-back games with 20 points each against the OKC Blue on 12/3/21 and 12/5/21.
- Led Ignite to the win over Mexico City with his first career 30-point game (11-23 FG) with 4 assists (1/9/22).
- Scored a season-high 31 points (13-19 FG) with career-high 9 assists at Capital City (1/28/22).
- Sank a career-best 6 3-pointers for 27 total points in the win at Santa Cruz (3/8/22).
- Recorded 24 points, 3 rebounds, 4 assists and 2 steals in season finale against Santa Cruz (3/13/22).
- Missed one game with a thumb injury (1/30/22)…designated out-coach's decision for two games (11/28-11/29/21).
- Participated in the 2022 Rising Stars Challenge at NBA All-Star Weekend on Team Isiah.

PLAYOFF CAPSULE

- **2024 (DAL):** Appeared in 19 games off the bench for the Mavericks during their run to the 2024 NBA Finals...averaged 4.2 points, 0.8 rebounds, 0.9 assists and 6.8 minutes while shooting 42.6% (29-68 FG) from the field, 40.7% (11-27 3FG) from 3-point range and 73.3% (11-15 FT) from the line...scored in double figures three times, including a playoff career-high 14 points (5-8 FG, 2-4 3FG, 2-2 FT) in Game 5 win vs. LAC (5/1/24).

PERSONAL CAPSULE

- Father, Ramsey, played college basketball at Tuskegee University...older brother, Amauri, also played for the Ignite and Legends during the 2021-22 and 2022-23 seasons, respectivley.
- Named ESPN's top guard and the No. 2 player overall in the class of 2021.
- Was unable to complete his senior season of basketball due to the COVID-19 pandemic, but was still named a 2021 McDonald's High School All-American and selected to the 2021 USA Nike Hoop Summit Team.
- Averaged 30.4 points, 9.1 rebounds and 8.4 assists as a junior at Coronado High School in Henderson, Nevada.
- On X as @JadenHardy1.

JADEN HARDY - NBA REGULAR SEASON STATISTICS

SEASON	TEAM	GP	GS	MIN	FG	FGA	FG%	3PM	3PA	3P%	FT	FTA	FT%	OR	DR	TOT	A	ST	TO	BS	PTS	PPG
2022-23	DAL	48	5	708	146	333	.438	63	156	.404	65	79	.823	11	78	89	65	17	46	7	420	8.8
2023-24	DAL	73	7	989	195	479	.407	81	224	.362	59	76	.776	20	111	131	109	22	62	4	530	7.3
TOTALS		**121**	**12**	**1,698**	**341**	**812**	**.420**	**144**	**380**	**.379**	**124**	**155**	**.800**	**31**	**189**	**220**	**174**	**39**	**108**	**11**	**950**	**7.9**
PER GAME		**--**	**--**	**14.0**	**2.8**	**6.7**	**--**	**1.2**	**3.1**	**--**	**1.0**	**1.3**	**--**	**0.3**	**1.6**	**1.8**	**1.4**	**0.3**	**0.9**	**0.1**	**7.9**	**--**

JADEN HARDY - NBA POSTSEASON STATISTICS

SEASON	TEAM	GP	GS	MIN	FG	FGA	FG%	3PM	3PA	3P%	FT	FTA	FT%	OR	DR	TOT	A	ST	TO	BS	PTS	PPG
2023-24	DAL	19	0	129	29	68	.426	11	27	.407	11	15	.733	2	13	15	17	3	7	0	80	4.2
TOTALS		**19**	**0**	**129**	**29**	**68**	**.426**	**11**	**27**	**.407**	**11**	**15**	**.733**	**2**	**13**	**15**	**17**	**3**	**7**	**0**	**80**	**4.2**
PER GAME		**--**	**--**	**6.8**	**1.5**	**3.6**	**--**	**0.6**	**1.4**	**--**	**0.6**	**0.8**	**--**	**0.1**	**0.7**	**0.8**	**0.9**	**0.2**	**0.4**	**0.0**	**4.2**	**--**

	REG CAREER HIGHS
PTS	**29** at UTA 2/6/23
FGM	**11** vs. SAS 4/9/23
FGA	**25** vs. MEM 3/13/23
3FGM	**6** vs. GSW 3/22/23
3FGA	**15** vs. MEM 3/13/23
FTM	**9** 2 times (@ SAS, 3/15/23)
FTA	**10** at SAS 3/15/23
OREB	**2** 8 times (vs. SAC, 1/27/24)
DREB	**7** 2 times (vs. POR, 1/5/24)
TREB	**9** vs. POR 1/5/24
ASTS	**9** vs. POR 1/5/24
STLS	**3** 2 times (vs. SAS, 12/23/23)
BLKS	**1** 11 times (vs. SAS, 2/14/24)
MINS	**41** vs. MEM 3/13/23

	POST CAREER HIGHS
PTS	**14** at LAC 5/1/24
FGM	**5** 2 times (vs. MIN, 5/28/24)
FGA	**8** 3 times (@ BOS, 6/6/24)
3FGM	**3** vs. MIN 5/28/24
3FGA	**4** 2 times (vs. MIN, 5/28/24)
FTM	**4** at BOS 6/6/24
FTA	**4** 2 times (@ BOS, 6/6/24)
OREB	**1** 2 times (vs. BOS, 6/14/24)
DREB	**3** 2 times (@ BOS, 6/6/24)
TREB	**3** 3 times (vs. BOS, 6/14/24)
ASTS	**4** 2 times (vs. BOS, 6/14/24)
STLS	**1** 3 times (@ MIN, 5/24/24)
BLKS	--
MINS	**15** at OKC 5/15/24

	2023-24 REG HIGHS
PTS	**25** vs. DET 4/12/24
FGM	**9** vs. DET 4/12/24
FGA	**19** vs. DET 4/12/24
3FGM	**5** 3 times (@ UTA, 1/1/24)
3FGA	**12** at HOU 12/22/23
FTM	**7** vs. CHA 11/5/23
FTA	**8** vs. CHA 11/5/23
OREB	**2** 5 times (vs. SAC, 1/27/24)
DREB	**7** vs. POR 1/5/24
TREB	**9** vs. POR 1/5/24
ASTS	**9** vs. POR 1/5/24
STLS	**3** vs. SAS 12/23/23
BLKS	**1** 4 times (vs. SAS, 2/14/24)
MINS	**34** at MEM 12/11/23

	2023-24 POST HIGHS
PTS	**14** at LAC 5/1/24
FGM	**5** 2 times (vs. MIN, 5/28/24)
FGA	**8** 3 times (@ BOS, 6/6/24)
3FGM	**3** vs. MIN 5/28/24
3FGA	**4** 2 times (vs. MIN, 5/28/24)
FTM	**4** at BOS 6/6/24
FTA	**4** 2 times (@ BOS, 6/6/24)
OREB	**1** 2 times (vs. BOS, 6/14/24)
DREB	**3** 2 times (@ BOS, 6/6/24)
TREB	**3** 3 times (vs. BOS, 6/14/24)
ASTS	**4** 2 times (vs. BOS, 6/14/24)
STLS	**1** 3 times (@ MIN, 5/24/24)
BLKS	--
MINS	**15** at OKC 5/15/24

KYRIE IRVING

14TH SEASON IN THE NBA | 3RD SEASON WITH THE MAVS

HEIGHT 6'2" | WEIGHT 191 | BIRTHDAY 3.23.92

ACQUIRED SIGNED BY DALLAS (7/7/23)

PRIOR TO NBA DUKE | COUNTRY USA



CAREER TRANSACTIONS

- Selected by Cleveland in the first round (first overall pick) of the 2011 NBA Draft.
- Signed a contract extension with the Cleveland Cavaliers (7/10/14).
- Traded to Boston in exchange for Jae Crowder, Isaiah Thomas, Ante Žižić, a 2018 first round draft pick and a 2020 second round draft pick (8/30/17).
- Signed as a free agent with Brooklyn (7/6/19).
- Traded to Dallas with Markieff Morris in exchange for Spencer Dinwiddie, Dorian Finney-Smith, a 2029 first-round pick and two future second-round picks (2/6/23).
- Signed by Dallas (7/7/23).

CAREER HIGHLIGHTS

- Holds career averages of 23.6 points, 4.0 rebounds, 5.7 assists, 1.3 steals and 34.4 minutes in 729 games (all starts) with Cleveland, Boston, Brooklyn and Dallas.
- Has shot 47.4% (6,340-13,368 FG) from the floor, 39.3% (1,732-4,404 3FG) from 3-point range and 88.6% (2,787-3,146 FT) from the foul line for his career.
- Has shot at least 85.0% from the foul line in each of his 13 NBA seasons, including at least 90.0% from the stripe in each of his last five (2019-20 to 2023-24).
- Is an eight-time All-Star (2013-15, 2017-19, 2021, 2023), including an All-Star starter in each of his last five appearances...was named the All-Star Game MVP in 2014…scored a Mavericks franchise-record 32 points in the 2024 NBA All-Star Game.
- Is a three-time All-NBA selection, earning All-NBA Second Team honors in 2018-19 and All-NBA Third Team accolades in both 2014-15 and 2020-21.
- Helped Cleveland to its lone NBA championship in 2016, delivering the game-winning 3-pointer in Game 7 against Golden State.
- Has earned career five Player of the Week Awards – four in the Eastern Conference (Jan. 21 to 27, 2013; Dec. 9 to 15, 2013; Jan. 26 to Feb. 1, 2015; March 9 to 15, 2015) and in the West (April 1 to 7, 2014).
- Helped the Americans win a gold medal at the 2016 Summer Olympics in Rio...became just the fourth member of Team USA to capture the NBA championship and an Olympic gold medal in the same year, joining LeBron James, Michael Jordan and Scottie Pippen.
- Became the ninth player in NBA history to join the 50-40-90 club after shooting 50.6% from the field, 40.2% from 3-point range and 92.2% from the free throw line in 2020-21...also became only the fourth player to average over 25.0 points while making the 50-40-90 club (joining Stephen Curry, Kevin Durant and Larry Bird).
- Won the 2012 NBA Rookie of the Year Award with 117 of a possible 120 first-place votes...was also the only unanimous selection to the NBA All-Rookie First Team.

SEASON HIGHLIGHTS

2023-24 (Dallas)

- Averaged 25.6 points, 5.0 rebounds, 5.2 assists, 1.3 steals and 35.0 minutes in 58 games (all starts)…along with teammate Luka Dončić, finished as one of nine players to average at least 25.0 points, 5.0 rebounds and 5.0 assists in 2023-24 (min. 50 games) (Giannis Antetokounmpo, Kevin Durant, Anthony Edwards, Shai Gilgeous-Alexander, LeBron James and Nikola Jokić were the others)…Dončić and Irving became just the third pair of teammates in NBA history to each average at least 25-5-5 for a season (along with GSW's Stephen Curry and Durant in 2018-19 and HOU's James Harden and Russell Westbrook in 2019-20).
- Shot 49.7% (562-1,131 FG) from the field, 41.1% (173-421 3FG) from 3-point range and 90.5% (190-210 FT) from the line, narrowly missing his second career 50-40-90 season.
- Among NBA leaders, ranked seventh in FT%, 14th in scoring, 18th in steals, 19th in minutes, 27th in 3FG% and 33rd in assists…also ranked seventh in the league in fourth-quarter scoring (7.3 points).
- Played in 31 straight games (2/5-4/10/24), with the Mavericks going 24-7 in that stretch.
- Made 46 consecutive free throws (2/12-3/26/24), the second-longest such streak of his career (49, 3/15-4/20/21), before seeing it snapped with missed technical foul shot at SAC (3/26/24).
- Threw down a career-high six dunks, after he had six in his previous five seasons combined (2019-23).
- Produced 46 20-point games (32-14 record), including 31 25-point efforts (22-9 record), 13 30-point outings, eight 35-point performances (6-2 record) and three 40-point games (3-0 record)…recorded five double-doubles (4-1 record), all of the point/assist variety and four of which came in back-to-back games (18-10 vs. CHA 11/5/23, 21-10 at ORL 11/6/23; 23-10 vs. GSW 3/13/24, 36-12 at OKC 3/14/24).
- Connected on a season-high 7 3-pointers en route to tallying 35 points (13-20 FG, 7-10 3FG, 2-2 FT), 6 rebounds and 7 assists in 29 minutes at NOP (11/12/23).
- Posted 39 points (16-29 FG), including 33 in the second half, to go with 4 rebounds and 6 assists in 34 minutes at MIL (11/18/23)…his 33-point second half marked the third-highest scoring half of his career (41, 1st half, at ORL 3/15/22; 35, 2nd half, at NOP 1/23/17).
- Pulled down 8+ rebounds in five consecutive games (1/1-1/9/24), the longest such streak of his career (8.6 rpg in span).
- Tallied 35 points (14-27 FG, 6-8 3FG, 1-1 FT), 8 rebounds, 5 assists, 3 steals and 2 blocks in 39 minutes vs. MIN (1/7/24), marking the first time in his career he hit each of those benchmarks in a game.
- Registered 44 points (12-26 FG, 6-10 3FG, 8-9 FT), including 20 in the third quarter, to go with 4 rebounds, 10 assists and 2 steals in 40 minutes vs. NYK (1/11/24)...it marked his second career 40-point, 10-assist game and he joined Dončić as the only Mavericks to produce at least 40 points and 10 assists in a game.
- Produced 42 points (13-28 FG, 13-15 FT), 7 rebounds and 7 assists in 41 minutes vs. NOP (1/15/24), marking his third career game recording at least 40-7-7 (44-7-8 vs. CHA 4/5/14, 50-8-7 vs. MIN 10/23/19).
- In return to Brooklyn, recorded 36 points (15-24 FG, 6-10 3FG), 5 assists and 2 steals in 40 minutes at BKN (2/6/24).
- Racked up 34 points (15-22 FG, 4-9 3FG), including 17 in the second quarter, to go with a season-high-tying 9 rebounds, 7 assists, 2 steals and 1 block in 33 minutes vs. SAS (2/14/24).
- Netted 36 points (12-18 FG, 4-7 3FG, 8-8 FT), 4 rebounds, a season-high 12 assists and 2 steals in 38 minutes at OKC (3/14/24).

- Floated in a left-handed runner at the buzzer to defeat the Nuggets 107-105 (3/17/24), giving him second career game-winning buzzer beater (at TOR 12/16/22) and the first by a Maverick against a defending champion in the last 25 years…finished with 24 points, 7 rebounds, 9 assists, 3 steals and 1 block in 40 minutes against the Nuggets.
- Tallied 30 points (11-16 FG, 3-5 3FG, 5-6 FT), including 14 (4-4 FG, 3-3 3FG) in the fourth quarter, in 38 minutes at SAC (3/29/24)…reached 17,000 career points with a jumper at the 5:29 mark of the fourth, becoming the 103rd player in NBA history to reach the milestone.
- Registered a Mavericks career-high 48 points (15-25 FG, 3-8 3FG, 15-17 FT), including 25 in the fourth quarter and OT, in DAL's come-from-behind victory vs. HOU (4/7/24)…his 19-point fourth quarter marked the highest-scoring fourth quarter by a Maverick in 2023-24…became the sixth player in franchise history to have at least 48 points in a game (Dirk Nowitzki, Jamal Mashburn, Jim Jackson, Mark Aguirre, Dončić).
- Named the Western Conference Player of the Week for games played from 4/1-4/7/24 after leading the Mavericks to a 3-1 week with averages of 31.8 points (.524 FG%, .400 3FG%, .931 FT%), 5.3 rebounds, 3.0 assists and 1.5 steals in 40.3 minutes…it marked the fifth time in his career that he garnered Player of the Week honors and the first since 2014-15 (first time as a member of the Western Conference).
- Passed former Heat forward Chris Bosh (17,189) for 100th place on the NBA's all-time scoring list with a 3-pointer at the 8:08 mark of the third quarter at MIA (4/10/24) (the basket gave him 17,192 career points)…finished with 25 points (10-15 FG, 5-8 3FG), 3 rebounds, 4 assists and 2 steals in 37 minutes.
- Missed three games due to a left foot sprain (10/30-11/1/23; 11/15/23), one game due to right foot soreness (12/2/23), 12 games due to a right heel contusion (12/11-12/30/23), seven games due to a right thumb sprain (1/24-2/3/24; 2/6/24) and one game due to left hamstring soreness (4/12/24).

2022-23 (Brooklyn and Dallas)

- Averaged 27.1 points, 5.1 rebounds, 5.5 assists, 1.1 steals and 37.3 minutes in 60 games (all starts) with BKN and DAL…finished as one of seven players to average at least 25.0 points, 5.0 rebounds and 5.0 assists in 2022-23 (along with fellow All-Stars Dončić, Antetokounmpo, James, Durant, Curry and Ja Morant).
- Shot 49.4% (594-1,203 FG) from the field, 37.9% (188-496 3FG) from 3-point range and 90.5% (247-273 FT) from the line.
- Led the NBA in fourth-quarter scoring (9.5 ppg)…also ranked second among league leaders in minutes, seventh in FT%, eighth in overall scoring, 30th in assists and 37th in steals.
- Produced 49 20-point games, a career-high 22 30-point outings, and four 40-point performances…notched five double-doubles (3 point/rebound, 2 point/assist).
- Produced five 20-point quarters, tied with Dončić and Morant for the second-most 20-point frames in 2022-23 (Damian Lillard, 7; Dončić, 5; Morant, 5)...all five of his 20-point quarters occurred in the fourth, and he produced more 20-point fourth quarters than the next two closest players combined (De'Aaron Fox, 2; Lillard, 2).
- In 20 games (all starts) with DAL, averaged 27.0 points, 5.0 rebounds, 6.0 assists, 1.3 steals and 38.2 minutes while shooting 51.0% (196-384 FG) from the field, 39.2% (58-148 3FG) from 3-point range and 94.7% (89-94 FT) from the line.
- Racked up 37 points (14-24 FG, 2-6 3FG, 7-8 FT), including 21 (7-9 FG, 2-2 3FG, 5-6 FT) in the fourth quarter, to go with 8 rebounds, 5 assists, 2 steals and 2 blocks in 39 minutes at MEM (10/24/22).
- Went for 39 points (14-31 FG, 5-14 3FG, 6-6 FT), 7 rebounds, 4 assists, 3 steals and a season-high 4 blocks in 42 minutes vs. DAL (10/27/22).
- Poured in a season-high 48 points (18-29 FG, 8-15 3FG), including 21 (7-10 FG, 4-6 3FG, 3-4 FT) in the fourth quarter, to go with a career-high-tying 11 rebounds, 6 assists and a season-high-tying 4 steals in 39 minutes at UTA (1/20/23).
- Registered 38 points (12-22 FG, 5-7 3FG, 9-9 FT), 7 rebounds and 9 assists in 40 minutes at GSW (1/22/23).
- Posted 30 points (9-15 FG, 2-5 3FG, 10-11 FT), a season-high 10 assists and 2 steals in 38 minutes at PHI (1/25/23).
- Netted 40 points (14-27 FG, 6-12 3FG, 6-7 FT), 5 rebounds, 6 assists, 2 steals and 2 blocks in 38 minutes vs. DET (1/26/23).
- Generated 32 points (12-27 FG, 5-12 3FG), including 21 in the fourth quarter, to go with 6 rebounds, 9 assists and 2 steals in 41 minutes vs. NYK (1/28/23).
- Traded to DAL (2/6/23) and made Mavericks debut at LAC (2/8/23), recording 24 points (9-17 FG, 4-8 3FG, 2-2 FT), 4 rebounds, 5 assists, 1 steal and 1 block in 37 minutes in a 110-104 DAL win.
- Registered 36 points (15-23 FG, 4-9 3FG, 2-2 FT), including 26 (11-12 FG, 3-4 3FG, 1-1 FT) in the fourth quarter (highest-scoring quarter of his career), to go with 5 rebounds, 6 assists, 2 steals and 1 block in 40 minutes vs. MIN (2/13/23).
- Started alongside Dončić for Team LeBron at the 2023 NBA All-Star Game in Salt Lake City (it was the first time in team history that DAL had 2 All-Star starters) and posted a franchise-record 32 points, surpassing the 29 points Rolando Blackman scored in the 1987 NBA All-Star Game.
- Recorded 40 points (15-22 FG, 6-8 3FG), 4 rebounds, 6 assists and 3 steals in 42 minutes vs. PHI (3/2/23)…along with Dončić (42), became the first pair of Maverick teammates to score 40+ points in the same game.
- Totaled 276 points, 50 rebounds and 69 assists through his first 10 games with DAL (2/8-3/7/23), joining himself (297 points, 53 rebounds and 70 assists with BKN, 10/23-11/12/19) as the only player in NBA history to record 275+ points, 50+ rebounds and 60+ assists in his first 10 games with a franchise.
- In return from a three-game absence (right foot soreness), tallied 38 points (14-23 FG, 5-9 3FG, 5-5 FT), 6 rebounds and 6 assists (including the game-winning assist to Maxi Kleber for a buzzer-beating 3-pointer) in the Mavericks' 111-110 win at LAL (3/17/23).
- Produced 41 points (16-27 FG, 8-8 FT), including 10 in both the first and second quarters and 14 in the fourth, to go with 5 rebounds, 4 assists, 2 steals and 1 block in 44 minutes at ATL (4/2/23)…his 41-point marked his highest-scoring effort in a DAL uniform.
- Netted 31 points (12-23 FG, 6-10 3FG, 1-1 FT), including 19 in the fourth quarter, to go with 4 rebounds, 8 assists and 2 steals in 43 minutes in 123-119 victory vs. SAC (4/5/23)…he and Christian Wood (12) combined for all 31 of DAL's fourth-quarter points (they outscored SAC's entire team 31-27 in the 4th), becoming the first pair of Maverick teammates to combine for all of the team's fourth-quarter points in a win since Nowitzki (12) and Jerry Stackhouse (4) accomplished the feat in an 88-72 victory vs. HOU (3/21/06)…it was also the first time a team scored 30+ points in the fourth quarter, all by two players, since Kobe Bryant (28) and Lamar Odom (3) combined for all 31 of LAL's fourth-quarter points in its 122-104 win vs. TOR (1/22/06).
- Missed eight games with BKN due to a team suspension (11/4-11/17/22)…also missed one game with BKN due to left adductor tightness (12/10/22), one game due to right calf tightness (12/21/22) and two games due right calf soreness (1/17/23, 2/4/23)...missed one game with DAL due to the trade transition (2/6/23)…also missed one game with DAL due to low back tightness (2/15/23), four games due to right foot soreness (3/11-3/15/23; 3/22/23) and two games due to injury recovery, right foot (4/7-4/9/23).

2021-22 (Brooklyn)

- Appeared in 29 games (all starts), averaging 27.4 points, 4.4 rebounds, 5.8 assists and 1.4 steals in 37.6 minutes.
- Shot 46.9% (289-616 FG) from the field, 41.8% (100-239 3FG) from 3-point range and 91.5% (118-129 FT) from the line.
- Scored 20+ points in 20 of his 29 games played, including 30+ points 11 times, 40+ points four times (3-1 record), 50+ points twice (2-0 record) and 60+ points once...his two 50-point efforts in 2021-22 gave him four for his Nets career (most in franchise history).
- In a limited sample size, his minutes per game, points per game, 3FG%, 3-point field goals made per game (3.4) and 3-point field goal attempts per game (8.2) were all on pace to be single season career highs.
- Ranked ninth in the league in 3FG%, and would have ranked third in the league in FT% if he qualified, trailing only Jordan Poole (.925) and Curry (.923). Also would have ranked eighth in the league in points per game if he qualified.
- After the All-Star break, he averaged 30.5 points (6th in the league), 4.0 rebounds, 6.1 assists and 1.7 steals in 39.0 minutes per game, shooting 48.4% from the field, 45.1% from 3-point range and 90.8% from the line, in 15 games.
- Led the league in 3-point field goal made per game (4.3) after the All-Star break and ranked sixth in minutes per game and eighth in 3FG% (min. 100 3FGA).
- Scored 9.2 fourth quarter points per game, which was the top mark in the league (next-highest: 8.4 fourth quarter points per game for Antetokounmpo and DeMar DeRozan)...no player had averaged 9.0+ fourth quarter points per game since Westbrook (10.0 with OKC) and Isaiah Thomas (9.8 with BOS) in the 2016-17 campaign.
- Poured in a career-high (franchise-record) 60 points (20-31 FG, 8-12 3FG, 12-13 FT) to go with 6 boards, 4 assists and 4 steals in 35 minutes at ORL (3/15/22), joining James (Cavs and Heat) and Wilt Chamberlain (Sixers and Warriors) as the only players to hold the single-game scoring record for multiple franchises (Irving shares the Cavs mark with James)...his 60-point effort tied the highest-scoring effort by any player in 2021-22 (60, Karl-Anthony Towns, MIN at SAS, 3/14/22).
- Recorded 50 points (15-19 FG, 9-12 3FG, 11-13 FT) in 38 minutes at CHA (3/8/22)...became the third player in NBA history to score 50+ points on 19-or-fewer FGA, joining Adrian Dantley (10/31/80, UTA vs. DAL) and Willie Burton (12/13/94, PHI vs. MIA)...became the fifth player in NBA history to post multiple 50-point games on .750+ from the field (he previously accomplished the feat with BKN vs. CHI 1/31/20), joining Chamberlain (8 times), Jordan (3 times), Karl Malone (twice) and Dantley (twice)...joined Jordan as the only guards with multiple such performances.
- Was one of four players with multiple 50-point games in 2021-22, joining Durant (3), James (2) and Jayson Tatum (2).

- Recorded a pair of double-doubles, totaling 27 points and a season-high-tying 11 assists in 41 minutes at DEN (2/6/22) and 16 points and a season-high-tying 11 assists vs. CHA (3/27/22).
- Missed 36 games due to being ineligible to play, 14 games when NWT, and an additional three games due to health and safety protocols.

2020-21 (Brooklyn)

- Appeared in 54 games (all starts), averaging a career-high 26.9 points (9th in the league), 4.8 rebounds, 6.0 assists and 1.4 steals in 34.9 minutes.
- Shot a career-high 50.6% (549-1086 FG) from the field, 40.2% (152-378 3FG) from 3-point range and a career-high (single-season franchise record) 92.2% (201-218 FT) from the FT line...became the ninth player in NBA history to register a 50/40/90 shooting line, joining Steve Nash (4 times), Bird (twice), Malcolm Brogdon, Curry, Durant, Nowitzki, Reggie Miller and Mark Price...joined Curry (2015-16), Durant (2012-13) and Bird (1987-88 and 1986-87) as the only players to average 25.0+ points per game while shooting 50/40/90.
- His scoring average was the second-highest in a season among qualifying Nets (Carter, 27.5 ppg, 2004-05).
- His ninth-place finish in scoring average was the highest for a Net since Deron Williams ranked ninth in 2011-12 (21.0 ppg).
- Finished fourth in the league in FT%, the highest finish for a Net since Mike Gminski ranked third in 1985-86 (.893).
- Buried a career-high 49 straight FT (3/15-4/20/21) and converted 97 of his last 100 FT to conclude the regular season.
- Posted an offensive rating of 119.4 (career-high and 6th in the league), defensive rating of 113.8 and net rating of 5.6.
- Produced 42 games with 20+ points, including 18 games with 30+ points and five games with 40+ points...his 18 games with 30+ points were the most in a season for a Net since Carter's franchise-record 25 in 2006-07...his five games with 40+ points marked a single-season career best and were one shy of tying Carter's single-season franchise record (6 in 2006-07).
- Led the league in midrange shooting (.544 FG%) and finished sixth in FG% in the paint (non-restricted area) at 53.0%...was one of two players to shoot 60.0% from the field in the restricted area and 50.0% from the paint (non-restricted area) and midrange (min. 100 FGA in all three areas), joining Jokić.
- Notched eight double-doubles (5 point/assist, 3 point/rebound), including a season-high three straight from 3/31-4/4/21...his eight double-doubles were tie for his second-most in a single season of his career (21 in 2018-19, 8 in 2016-17).
- Went a perfect 17-of-17 from the FT line (his most FTM without a miss in his career and T-2nd-most FTM without a miss in Nets history) en route to tallying 35 points (8-17 FG, 2-6 3FG, 17-17 FT), 4 rebounds, 8 assists and 2 blocks vs. IND (2/10/21).
- Knocked down a season-high 9 3-pointers en route to posting 40 points (15-22 FG, 9-11 3FG), 4 rebounds, 3 assists and 2 steals at SAC (2/15/21).
- Produced 40 points (15-23 FG, 5-8 3FG, 5-5 FT), 8 rebounds and 3 assists in 34 minutes vs. BOS (3/11/21).
- Netted 43 points (19-31 FG, 3-8 3FG, 2-2 FT), 6 rebounds and 4 assists at ORL (3/19/21).
- Registered 40 points (15-28 FG, 5-12 3FG, 5-5 FT) and 7 assists vs. NYK (4/5/21).
- Scored a season-high 45 points (17-31 FG, 7-13 3FG) to go with 5 rebounds, 4 assists, a season-high-tying 4 steals and 2 blocks in 39 minutes at DAL (5/6/21).
- Missed nine games due to personal reasons, two games due to right groin soreness, two games due to health and safety protocols, one game due to a right index finger sprain, one game due to lower back tightness, one game due to a facial contusion, one game due to rest – right shoulder recovery, and one game due to right shoulder – injury recovery.

2019-20 (Brooklyn)

- Appeared in 20 games (all starts), averaging 27.4 points, 5.2 rebounds, 6.4 assists and 1.4 steals in 32.9 minutes.
- Shot 47.8% (199-416 FG) from the field, 39.4% (56-142 3FG) from 3-point range and 92.2% (94-102 FT) from the line.
- His ppg, FTM/game (4.7), FTA/game (5.1), FT%, rpg, assist % (33.1%), rebound % (7.5%) and usage rate (31.8%) were on pace to set new single-season career highs.
- Scored in double figures in all 20 of his games, including 20+ points 15 times, 30+ points seven times, 40+ points three times and 50+ points twice (first Net with multiple 50-point games in a single season)...was one of just four players with multiple 50-point games in 2019-20, along with Harden (5), Lillard (4) and Bradley Beal (2).
- At the time of his last game played (2/1/20 at WAS), ranked first in the league in FT% and eighth in points per game...his scoring average would have been the third-highest in a single season in Nets history, behind John Williamson's 29.5 ppg in 1977-78 (33 games played) and Carter's 27.5 ppg in 2004-05 (57 games played)...his FT % was the second-highest in franchise history (min. 100 FTA), trailing only Anthony Morrow's 93.3% (97-104 FT) clip in 2011-12.
- Totaled 163 points through his first five games of the season (32.6 ppg in span), which marked the second-most points scored through a player's first five games with a new team in NBA history (Chamberlain, 182, Philadelphia Warriors, 1959-60).
- Scored 548 points through the first 20 games of the year, marking the second-most points ever by a Net through his first 20 games of a season (Carter, 550, 2006-07).
- Reached the 500-point mark (19 games) faster than any player in franchise history...his points (548) and assists (128) marked his most through his first 20 games in any season of his NBA career.
- Became the fifth player in NBA history to notch 20+ points and 5+ assists in each of his first eight games of a season, joining Harden (2016-17 and 2017-18), Allen Iverson (2005-06), Michael Adams (1991-92) and Oscar Robertson (1962-63 and 1965-66).
- Made Nets debut in season opener vs. MIN (10/23/19), totaling 50 points (17-33 FG, 7-14 3FG, 9-10 FT), 8 rebounds, 7 assists, 1 block and 0 turnovers in 38 minutes...became the first player since 1977-78 (when turnovers were first tracked) to record 50 points, 8 boards, 7 assists and zero turnovers in a game...his 50 points also marked the most by a player in his first game with a new team in NBA history.
- Recorded third career triple-double with 20 points, a career-high-tying 11 rebounds and 10 assists in 33 minutes at DET (11/2/19).
- Tallied a season-high 54 points (19-23 FG) to go with 5 rebounds and 5 assists in 32 minutes vs. CHI (1/31/20)...it marked the second-most points by a Net ever (D. Williams, 57. at CHA 3/4/12)...his 82.6% (19-23 FG) clip was the highest in a 50-point game since Jordan shot 82.8% (24-29 FG) for the Bulls en route to a 52-point effort at PHI (11/16/88)...Chamberlain, who scored 66 points on 82.9% (29-35 FG) for the Lakers vs. PHX (2/9/69), is the only player to score 54+ points and post a better FG%.
- Registered 45 points (15-30 FG, 5-12 3FG, 10-10 FT), 6 rebounds and 7 assists in a season-high 40 minutes in a come-from-behind OT victory at DET (1/25/20)...it was his third game with 45+ points in 2019-20, becoming the first player in Nets history to produce three such games in a single season.
- Missed 32 games due to a right shoulder impingement, five games due to right shoulder surgery, five games due to a right knee sprain, one game due to right hamstring tightness, and one game due to personal reasons.

2018-19 (Boston)

- Appeared in 67 games (all starts), averaging 23.8 points, 5.0 rebounds, 6.9 assists and 1.5 steals in 33.0 minutes.
- Shot 48.7% (604-1241 FG) from the field, 40.1% (174-434 3FG) from 3-point range and 87.3% (214-245 FT) from the line.
- Recorded a career-high 21 double-doubles, which included a career-best streak of four straight double-doubles from 1/21-2/3/19...produced one triple-double...scored 20+ points 47 times, including 30+ points 19 times and 40+ points twice.
- Recorded his first career 40-point, 10-assist game with 43 points (18-26 FG, 3-6 3FG) and 11 assists in 39 minutes vs. TOR (11/16/18)...also netted his 10,000th career point and handed out his 2,500th career assist against the Raptors.
- Notched his first career 40-point, 10-rebound effort with 40 points (17-33 FG, 5-10 3FG, 1-1 FT) and 10 boards in 40 minutes vs. PHI (12/25/18).
- Handed out a career-high 18 assists to go with 27 points (11-19 FG, 3-6 3FG, 2-2 FT) and 5 boards vs. TOR (1/16/19).
- Swiped a career-high 8 steals to go with 26 points (11-19 FG, 2-5 3FG) and 10 assists vs. MIA (1/21/19).
- Recorded second career triple-double (1st career 30-point triple-double) with 31 points, 10 rebounds and 12 assists vs. SAC (3/14/19).
- Finished 1 assist shy of his second straight 30-point triple-double after recording 30 points (12-24 FG, 4-10 3FG), a career-high 11 rebounds, 9 assists and 2 blocks vs. ATL (3/16/19).
- Made the game winning lay-up vs. IND (3/29/19), finishing with 30 points (11-22 FG, 3-8 3FG, 5-5 FT) and 5 assists.

2017-18 (Boston)

- Appeared in 60 games (all starts), averaging 24.4 points, 3.8 rebounds, 5.1 assists and 1.1 steals in 32.2 minutes.
- Shot 49.1% (534-1087 FG) from the field, 40.8% (166-407 3FG) from 3-point range and 88.9% (232-261 FT) from the line.
- Posted 44 games with 20+ points, including 18 games with 30+ points and two games with 40+ points.
- Led the team in scoring in 42 games, in rebounds twice, in assists 24 times, in steals 21 times, in blocks three times and in minutes 22 times.
- Made his Celtics debut against his former team, finishing with 22 points, 4 rebounds, 10 assists and 3 steals at CLE (10/17/17).
- Netted 245 points in his first 11 games with BOS, marking the most by a Celtic through his first 11 games with the franchise.

- Tallied a season-high 47 points (16-22 FG, 5-7 3FG, 10-11 FT), including 10 (4-4 FG) in OT, to go with 6 assists in 39 minutes in win at DAL (11/20/17)...became one of three Celtics to score 40+ points within their first 17 games of the season, joining Todd Day (13th game) and Bob McAdoo (16th game).
- Named a starter for the 2018 NBA All-Star Game in Los Angeles and finished the contest with 13 points, 7 rebounds and 9 assists.
- Missed 15 games due to left knee soreness/surgery, three games due to a right quad contusion, one game due to left shoulder soreness, one game due to a left quad contusion, and one game due to a minor facial fracture.

2016-17 (Cleveland)

- Appeared in 72 games (all starts), averaging 25.2 points (11th in NBA), 3.2 rebounds, 5.8 assists (22nd in NBA) and 1.2 steals in 35.1 minutes.
- Shot 47.3% (671-1420 FG) from the field, 40.1% (177-441 3FG) from 3-point range and 90.5% (297-328 FT) from the line (3rd in NBA).
- Produced a career-best 60 20-point games, including 12 30-point efforts and four 40-point outings.
- Had at least 15 points in a single quarter on a team-best 11 occasions.
- Tallied eight double-doubles, including a season-best three straight from 12/21-12/25/16.
- Recorded 20+ points in a career-high 21 straight games (2/6-3/25/17), averaging 28.3 points over that span...stands as one of three Cavaliers to produce a 20-point streak of 21-or-more games (James, twice; Donovan Mitchell).
- Selected as a 2017 NBA All-Star Game starter, marking his fourth career NBA All-Star selection...recorded a near triple-double in the game with 22 points (6-8 3FG), 7 rebounds, a game-high 14 assists and 3 steals in 22 minutes...also finished second place in the JBL Three-Point Contest at All-Star Weekend.
- Became the second NBA player since 1963 to post a stat line featuring 25+ points, 11+ assists, 0 turnovers and a 73.3%-or-better FG% vs. DET (11/18/16), joining John Stockton, who did so vs. POR (12/28/89).
- Totaled 25 points, including 14 in the fourth quarter and the game-winning shot with 3.4 seconds left, to go with 10 assists and a season-high 7 steals vs. GSW (12/25/16)...became the first player in franchise history to record at least 25 points, 10 assists and 7 steals in a game, and the first Cavs player to swipe at least 6 steals in consecutive games since Foots Walker in 1978 (11/24-11/28/78)...his 7 steals also marked the most on Christmas Day in NBA history.
- Poured in a season-high 49 points (15-28 FG, 8-14 3FG, 11-11 FT), including 35 in the second half, to go with 4 assists, 2 steals and 1 block in 42 minutes at NOP (1/23/17)...tied the franchise record for points in a half (James, 35 vs. NYK 2/6/10).
- Reached 8,000 career points and knocked down his 700th career 3-pointer at DEN (3/22/17), joining James and Price as the only players in franchise history with 8,000 points and 700 triples.
- Led or tied for the team lead in points 31 times, assists 20 times, steals 23 times, and blocks 13 times.

2015-16 (Cleveland)

- Appeared in 53 games (all starts), averaging 19.6 points. 3.0 rebounds, 4.7 assists and 1.1 steals in 31.5 minutes.
- Shot 44.8% (394-875 FG) from the field and 88.5% (169-191 FT) from the line (10th in the NBA).
- Scored at least 20 points 28 times and at least 30 points on eight occasions.
- Led or tied for the team lead in points 19 times, assists 18 times, steals 15 times and blocks eight times.
- Averaged 6.4 points in the fourth quarter (9th-best in NBA).
- Shot a season-high 63.6% (14-22 FG) from the field en route to tallying 32 points, including 19 in the fourth quarter (highest-scoring quarter of season), to go with 5 rebounds, 3 assists, 2 steals and 1 block at WAS (1/6/16).
- Hit his 2,000 career FG, including a clutch 3-pointer with 13.8 seconds remaining in OT to seal the win, at DAL (1/12/16)....finished with 22 points and 9 assists in the game.
- Totaled 32 points (13-21 FG, 5-8 3FG, 1-1 FT) and a season-high 12 assists vs. SAC (2/8/16).
- Recorded a season-high 35 points, including a season-high 15 field goals (15-24 FG), to go with 7 assists and 2 steals vs. LAL (2/10/16).
- Posted a season-high-tying 35 points (14-28 FG, 4-8 3FG, 3-3 FT) to go with 4 rebounds, 5 assists, 2 steals and 1 block vs. ATL (4/11/16).

2014-15 (Cleveland)

- Averaged 21.7 points (9th in NBA), 3.2 rebounds, 5.2 assists, 1.5 steals and 36.4 minutes in 75 games (all starts)...also averaged a then-career-low 2.5 turnovers and was one of only two players in the NBA to average at least 20.0 points and 5.0 assists with 2.5-or-fewer turnovers per game (Blake Griffin).
- Shot 46.8% (578-1235 FG) from the field, 41.5% (157-378 3FG) from 3-point range (8th in NBA) and 86.3% (315-365 FT) from the line (18th in league).
- Became one of five players in NBA history to average at least 18.0 points, 5.0 assists and 3.0 rebounds in each of his first four NBA seasons (along with James, Robertson, Grant Hill and Steve Francis).
- Was an NBA All-Star for the third consecutive season, becoming the fourth-youngest player in league history to make three NBA All-Star appearances (behind James, Kobe Bryant and Isiah Thomas).
- Was named the Eastern Conference Player of the Week twice (weeks ending on 2/2/15 and 3/15/15).
- Scored in double figures 68 times, including 20+ points 45 times, 30+ points 10 times and 50+ points twice.
- Led or tied for the team lead in steals 26 times, scoring 24 times, assists 23 times and blocks 12 times.
- Averaged 23.6 points per game on the road, which ranked seventh in the NBA.
- Became the first player in team history with multiple 55-point games in a season and the first NBA player to do so since Bryant had 55-point outings for the Lakers in 2006-07...had the two-highest scoring games by any NBA player in 2014-15 (57 at SAS 3/12/15 and 55 vs. POR 1/28/15).
- Went a perfect 10-of-10 from the FT line four times (at CHI 10/31/14, vs. POR 1/28/25, vs. GSW 2/26/15, at SAS 3/12/15).
- Knocked down a career-high (franchise-record) 11 3-pointers en route to scoring a Quicken Loans Arena-record 55 points (17-36 FG, 11-19 3FG, 10-10 FT) to go with 4 rebounds, 5 assists and 2 steals in 39 minutes vs. POR (1/28/15).
- Totaled 93 points over a two-game span (38 at DET 1/27/15, 55 vs. POR 1/28/15), setting a new franchise record for the most in a back-to-back set (previous: 89 by James, 3/5-3/6/08).
- Reached 5,000 career points with a jumper at the 10:45 mark of the fourth quarter during a road win at TOR (3/4/15)...became one of five players in NBA history to reach 5,000 points and 1,000 assists before the age of 23 (Bryant, James, Derrick Rose, Tracy McGrady).
- Shot 80.0% (12-15 FG) from the floor en route to racking up 34 points, 4 rebounds and 4 assists at ORL (3/15/15).
- Shot 92.3% (12-13 3FG) from beyond the arc over a two-game stretch (3/12-3/15/15), recording the third-highest 3FG% over a two-game span in NBA history (min. 10 FGM), behind only Brent Price (10-10 3FG in January 1996) and Terry Mills (13-14 3FG in December 1996)...also made 11 straight 3-pointers without a miss during that stretch, tying the franchise-record for consecutive threes without a miss, set by Delonte West (1/9-2/22/09).
- Netted a then-franchise-record (season-high) 57 points (20-32 FG, 7-7 3FG, 10-10 FT), including a game-tying 3-pointer as time expired in regulation, to go with 3 rebounds, 5 assists and 4 steals in 47 minutes in CLE's 128-125 OT win at SAS (3/12/15).

2013-14 (Cleveland)

- Played in 71 games (all starts), averaging 20.8 points, 3.6 rebounds, 6.1 assists and 1.5 steals in 35.2 minutes…ranked 14th in the NBA in points per game, while also owning the highest scoring average among all Eastern Conference point guards.
- Shot 43.0% (532-1,237 FG) from the field and 86.1% (291-338 FT) from the free throw line, which was the 13th-best mark in the league.
- Was one of only six players in the NBA with averages of at least 20 points and 6.0 assists per game...became only the second Cleveland player to ever average at least 20 points and 5.0 assists in multiple seasons, joining James.
- Scored a NBA-high 55 points in overtime and his 7.9 overtime points per game were the second-most in the league (min. 2 OT games).
- Voted a starter in the 2014 NBA All-Star Game in New Orleans...became the second Cleveland player and second-youngest player to ever earn MVP honors of an All-Star Game (James) after tallying a team-high 31 points (14-17 FG), including 15 in the fourth quarter, to go with a game-high 14 assists and 5 rebounds in 34 minutes in a 163-155 win for the East...became the first player to have at least 31 points and 14 assists in an All-Star Game and tied Glen Rice's record (1997) for points in a half with 24 in the second half...in All-Star Game history, the only other player to record more than 10 FG and 10 assists in a game was Dwyane Wade in 2010 (12-16 FG, 11 assists).
- Named the NBA's Eastern Conference Player of the Week for games played from 12/9-12/15/13 after averaging 29.0 points (.508 FG%), 6.3 assists, 2.3 steals and 34.3 minutes in

three games.
- Recorded six double-doubles and one triple-double...scored 10+ points 29 times, 20+ points 28 times, 30+ points seven times and 40+ points three times.
- Led or tied for the team lead in assists 44 times, scoring 38 times, steals 30 times, blocks seven times and rebounds once.
- Racked up 39 points (15-33 FG, 5-12 3FG), 5 rebounds and a season-high 12 assists in 2OT win over PHI (11/9/13), becoming the third Cavs player to ever tally 39 points, 5 rebounds and 12 assists in a game (James and Mark Price).
- Had 39 points (13-25 FG, 11-12 FT), 6 assists and a career-high 4 blocks in over MIL (12/20/13), becoming the only Cavs guard to post such a stat line (since blocks became an official stat in 1973-74).
- Registered 40 points (17-33 FG), including 12 in the second OT period, to go with 9 assists and 4 steals vs. ATL (12/26/13)...joined James (3/5/08 at NYK) and Campy Russell (3/13/79 vs. PHX) as the only Cavs players to ever post at least 40 points, 9 assists and 4 steals in a single game.
- In win at WAS (2/7/14), posted a double-double at halftime for the first time in his career (12 points, 10 assists) and finished with 23 points and a season-high-tying 12 assists.
- Notched his first career triple-double with 21 points, 10 rebounds and a season-high-tying 12 assists in win vs. UTA (2/28/14).
- Recorded a season-high 44 points (16-31 FG) to go with 7 rebounds, 8 assists and 3 steals in 43 minutes vs. CHA (4/5/14).

2012-13 (Cleveland)

- Appeared in 59 games (all starts), averaging 22.5 points, 3.7 rebounds, 5.9 assists and 1.5 steals in 34.7 minutes per game.
- Shot 45.2% (484-1,070 FG) from the field, 39.1% (109-279 3FG) from 3-point range and 85.5% (248-290 FT) from the line.
- Joined Lenny Wilkens (1972-73) as the only Cavs players to average at least 20.0 points and 5.0 assists, while shooting 80.0% or better from the foul line in a single season, and was the only player in the Eastern Conference to put up those numbers on the season.
- Became the fourth No. 1 overall pick in NBA history to average at least 20 points and 5 assists through a player's first two seasons (Robertson, Allen Iverson, James).
- His 22.5 points per game were the highest for any player age 22-or-younger in 2012-13 and the most among all Eastern Conference point guards.
- Became only the second Cavs player since 1985-86 to post five games of at least 35 points in a single season (James).
- Won the Eastern Conference Player of the Week for games played from 1/21-1/27/13 after scoring at least 30 points in three straight games (40 vs. BOS 1/22/13, 35 vs. MIL 1/25/13, 32 at TOR 1/26/13) and becoming only the fifth player in NBA history to register three straight 30-point games before his 21st birthday (John Drew, Bernard King, James, Kevin Durant).
- Was selected to the 2013 NBA All-Star Game, becoming the sixth-youngest player ever named to an All-Star team (20 years, 331 days) and one of seven to make it before turning 21...recorded 15 points (6-11 FG, 3-6 3FG)on 6-of-11 (.545), 3 rebounds and 4 assists in 25 minutes in the 2013 All-Star Game.
- Participated in the 2013 BBVA Rising Stars Challenge at All-Star Weekend, posting 32 points, 6 rebounds and 6 assists.
- Won the 2013 Foot Locker Three-Point Contest at All-Star Weekend, joining Price (1993 and 1994) as the only Cavs players to win the event.
- Recorded four double-doubles on the year...scored in double figures 54 times, including 20+ points 37 times, 30+ points 13 times and 40+ points twice.
- Averaged 6.8 points in the fourth quarter, which ranked fourth in the NBA...in the final 3 minutes of the fourth quarter, averaged an NBA-high 3.5 points and scored at least 10 points in 16 fourth quarters on the season.
- Led the team in scoring 47 times, rebounds seven times, assists 41 times, steals 23 times and blocks 11 times
- Posted a season-high 41 points (15-25 FG, 5-8 3FG, 6-7 FT) to go with 5 rebounds and 5 assists at NYK (12/15/12), becoming the youngest player (20 years old) to score 40+ points in an NBA game at the current Madison Square Garden (opened in 1968).
- Became the youngest player to ever score 40 points in a game against the Celtics (20 years, 305 days old) after finishing with 40 points(16-24 FG), 5 assists and 2 steals vs. BOS (1/22/13).

2011-12 (Cleveland)

- Averaged 18.5 points, 3.7 rebounds, 5.4 assists, 1.1 steals and 30.5 minutes in 51 games (all starts) en route to being named the 2011-12 NBA Rookie of the Year.
- Shot 46.9% (350-747 FG) from the field, 39.9% (73-183 3FG) from 3-point range and 87.2% (171-196 FT) from the line.
- Led all rookies in points per game and FT%, and ranked second among rookies in 3FG% and assists per game.
- Ranked fourth in the NBA and first among rookies in fourth-quarter scoring at 6.4 points per game (min. 35 games).
- Ranked second in the NBA and first among rookies in fourth-quarter scoring inside the final 3 minutes (3.2 per game).
- Joined Robertson, Magic Johnson, Iverson and James as the only No.1 overall draft picks to average 18.0 points and 5.0 assists per game.
- Became one of six rookies in league history to average 18.0 points, 5.0 assists and 1.0 steals while shooting at least 45.0% from the field (Alvan Adams, Johnson, Hill and Tyreke Evans).
- By finishing the season averaging at least 18.0 points and shooting 39.9% from 3-point range, joined Larry Bird as the only rookies in NBA history to accomplish this feat.
- Became the fourth rookie in league history to average 18.0 points and shoot at least 86.0% from the free throw line (Rick Barry, Kevin Durant and O.J. Mayo).
- Was named the MVP of the BBVA Rising Stars Challenge at All-Star Weekend after going a perfect 8-of-8 from 3-point range and tallying 34 points and a game-high 9 assists in the contest.
- Three-time winner of the NBA's Rookie of the Month Award, for games played in December/January, February and March.
- Led the team in scoring 24 times, rebounds three times, assists 31 times, steals 17 times and blocks four times.
- Scored in double figures 45 times, including 20+ points 26 times and 30+ points once.
- In NBA debut, had 6 points, 7 assists and only 1 turnover vs. TOR (12/26/11), becoming the first Cavalier to have at least 7 assists and 1-or-fewer turnovers in their NBA debut.
- Scored a season-high 32 points (12-20 FG), including 21 in the fourth quarter (17 in the last 2:58), to go with 6 rebounds, 2 assists and 2 steals in 31 minutes vs. NJN (1/27/12)...became the first rookie to score at least 21 points in any quarter since Roddy Beaubois had 21 in the second quarter of DAL's game at GSW (3/27/10).
- Recorded his first career double-double with 19 points and 10 assists vs. ATL (3/18/12).
- Had a near triple-double with 29 points (10-19 FG, 3-6 3FG, 6-7 FT), a season-high 9 rebounds, 9 assists and a season-high-tying 3 steals at ATL (3/21/12).
- Posted 29 points (11-20 FG, 6-6 3FG, 1-1 FT), 3 rebounds and 5 assists vs. MIL (3/30/12), becoming the first rookie to make at least 6 3s in a game without a miss since Curry (6-6 3FG, GSW at DEN 1/5/10).

PLAYOFF CAPSULE

- Appeared in 96 career playoff games (all starts) with Cleveland, Boston, Brooklyn and Dallas...holds playoff career averages of 23.0 points, 3.7 rebounds, 4.9 assists and 1.3 steals in 36.7 minutes...has shot 45.8% (815-1,781 FG) from the field, 39.2% (225-574 3FG) from 3-point range and 88.3% (356-403 FT) from the line.
- Has made four NBA Finals appearances (2015, 2016, 2017, 2024), helping the Cavaliers to their first NBA title in 2016.
- Holds a 15-1 (.938) record in closeout games in the playoffs, the best mark in NBA postseason history.
- **2024 (DAL):** Helped the Mavericks to their first Finals appearance since 2011 after averaging 22.1 points, 3.7 rebounds, 5.1 assists, 1.1 steals and 40.0 minutes across 22 games (all starts)...shot 46.7% (186-398 FG) from the field, 39.0% (53-136 3FG) from 3-point range and 84.9% (62-73 FT) from the line...in six first-round games vs. LAC, averaged 26.5 points (.514 FG%, .449 3FG%, .852 FT%), 5.7 rebounds, 4.7 assists and 1.8 steals in 40.0 minutes...in Western Conference Finals vs. MIN, averaged 27.0 points (.490 FG%, .375 3FG%, .808 FT%), 3.6 rebounds and 4.6 assists in 40.6 minutes...scored 20+ points in 14 of the 22 games, including 30+ points seven times and 40+ points once...tallied a postseason-high 40 points (14-25 FG, 6-12 3FG, 6-6 FT) to go with 7 rebounds and 5 assists in Game 4 vs. LAC (4/28/24)...posted 36 points (14-27 FG, 4-10 3FG, 4-4 FT), 4 rebounds and 5 assists in series-clinching Game 5 win at MIN (5/30/24)...went for 35 points (13-28 FG, 4-6 3FG, 5-5 FT) in Game 3 of the NBA Finals vs. BOS (6/12/24).
- **2022 (BKN):** In four first-round games (all starts) vs. BOS, averaged 21.3 points, 5.3 rebounds, 2.3 assists, a career-high 1.8 steals and a career-high 1.3 blocks in a career-high 42.6 minutes...shot 44.4% (28-63 FG) from the field, 38.1% (8-21 3FG) from 3-point range and 100% (21-21 FT) from the line...his 21 FTM marked the fifth-most without a miss in a single postseason in NBA history, behind Kiki Vandeweghe (32-32 FT in 1986), Mark Price (30-30 FT in 1990), Kevin Martin (29-29 FT in 2006) and Allan Houston (22-22 FT in 2001)...tallied a 2022 playoff-high 39 points (12-20 FG, 6-10 3FG, 9-9 FT) to go with 5 rebounds, 6 assists and a playoff career-high-tying 4 steals in Game 1 at BOS (4/17/22)...the 39 points were the second-most scored in a playoff series opener in franchise history, trailing only a 40-point effort for Drazen Petrovic in Game 1 of the Nets' first round series vs. CLE (4/23/92).
- **2021 (BKN):** Appeared in BKN's first nine postseason games (all starts), averaging 22.7 points, 5.8 rebounds, 3.4 assists and 1.0 steals in 36.1 minutes...shot 47.2% (77-163 FG) from the field, 36.9% (24-65 3FG) from 3-point range and 92.9% (26-28 FT) from the line...tallied 20+ points in six of the eight full playoff games he saw action in...recorded a 2021

playoff-best 39 points (11-24 FG, 6-12 3FG, 11-11 FT) to go with a playoff career-high-tying 11 rebounds and 2 steals in Game 4 of the Nets' first-round series at BOS (5/30/21)...suffered an ankle injury in Game 4 of the Eastern Conference Semifinals at MIL (6/13/21) and missed the final three games of the series.

- **2019 (BOS):** In nine playoff games (all starts) for BOS, averaged 21.3 points, 4.3 rebounds, a playoff career-high 7.0 assists and 1.4 steals in 36.7 minutes per game...shot 90.0% (36-40 FT) from the FT line...registered three double-doubles (all point/assist), his most in a single postseason of his career...recorded five games with 20+ points, including a 2019 playoff-best 37 points (15-26 FG, 6-10 3FG) in Game 2 win over IND (4/17/19) in the first round.
- **2018 (BOS):** Did not participate due to a left knee injury.
- **2017 (CLE):** Helped the Cavaliers reach the Finals for the third straight year, averaging a playoff career-high 25.9 points to go with 2.8 rebounds, 5.3 assists, 1.3 steals and 36.3 minutes in 18 games (all starts)...shot 46.8% (173-370 FG) from the field, 37.3% (44-118 3FG) from 3-point range and 90.5% (76-84 FT) from the line...scored 20+ points in 14 of the 18 games, including 30+ points four times and 40+ points twice...posted 37 points (14-24 FG, 4-10 3FG, 5-5 FT) in Game 2 win vs. IND (4/17/17)...in the Eastern Conference Finals against BOS, averaged 25.8 points, 5.4 assists, 1.2 steals and 35.4 minutes while shooting 62.2% (46-74 FG) from the field, 50.0% (15-30 3FG) from 3-point range and 91.7% (22-24 FT) from the line...tallied a playoff career-high 42 points (15-22 FG, 4-7 3FG, 8-9), including 21 (9-10 FG) in the third quarter, to go with 3 rebounds and 4 assists in Game 4 vs. BOS (5/23/17)...his 21 third-quarter points marked his most in a quarter of a playoff game and tied a Cavaliers playoff record for points in a single period...in the NBA Finals against GSW, averaged 29.4 points, 4.0 rebounds and 4.4 assists in 40.4 minutes...went for 38 points (16-19 FG, 6-6 FT), 6 rebounds and 3 assists in Game 3 vs. GSW (6/7/17)...posted 40 points (15-27 FG, 7-12 3FG, 3-4 FT), a playoff-best 7 rebounds and 4 assists in Game 4 win vs. GSW (6/9/17).
- **2016 (CLE):** Started all 21 games for the Cavaliers during their championship run in 2016...averaged 25.2 points, 3.0 rebounds, 4.7 assists, 1.7 steals and 36.9 minutes while shooting a playoff career-high 47.5% (201-423 FG) from the field, 44.0% (51-116 3FG) from 3-point range and 87.5% (77-88 FT) from the line...scored 20+ points in 18 of the 21 playoff games, including 30+ points a team-high six times...ranked fourth in the postseason in 3-pointers made (51)...in first-round sweep of DET, averaged a team-high 27.5 points, which were the highest in the 2016 First Round among all NBA players...in sweep of ATL in the semifinals, went 12-of-18 (.667) from 3-point range and averaged 21.3 points, 6.3 assists and 1.3 steals in 34.8 minutes...in the Conference Finals against TOR, averaged 24.2 points, 3.3 rebounds, 4.5 assists and 1.8 steals in 35.0 minutes...in the NBA Finals vs. GSW, averaged 27.1 points, 3.9 rebounds, 3.9 assists and 2.1 steals in 39.0 minutes...shot 40.5% from 3-point range and 93.9% (31-33 FT) from the free-throw line...after pouring in a playoff then career-high 41 points shooting 70.8% (17-24 FG) from the field in Game 5 of The Finals (5/13/16), he became just the second player in Finals history to shoot at least .700 in a 40-point game, joining Wilt Chamberlain, in a Game 6 win over the Knicks in 1970 (45 points, 74.0% FG)...scored 30+ points in three straight Finals games (Games 3-5), joining Rick Barry (1967) and Dwyane Wade (2006) as the only players in the last 50 years to score 30-plus points in three straight NBA Finals games before the age of 25.
- **2015 (CLE):** Appeared in 13 games (all starts) during CLE's run to the 2015 NBA Finals, averaging 19.0 points, 3.6 rebounds, 3.8 assists and 1.3 steals in 35.7 minutes...shot 43.8% (81-185 FG) from the field, a playoff career-best 45.0% (27-60 3FG) from 3-point range and 84.1% (58-69 FT) from the line...scored in double figures in 12 of the 13 games, including 20+ points seven times...in four first-round games against BOS, averaged 23.3 points, 5.0 rebounds, 4.3 assists, 1.0 steal and 1.0 block in 40.5 minutes while shooting 48.0% (12-25 3FG) from 3-point range...scored 56 points in his first two playoff contests (30 in Game 1 vs. BOS 4/19/15 and 26 in Game 2 vs. BOS 4/21/15), the second-most by a Cavalier through his first two career postseason games (James, 58, 2006)...missed two games in the Eastern Conference Finals due to left knee tendinitis (5/22-5/24/15)...in first career Finals game, tallied 23 points (10-22 FG), 7 rebounds, 6 assists, a playoff career-high 4 steals and 2 blocks in 44 minutes before suffering a fractured left knee cap in overtime of Game 1 at GSW (6/4/15)...became first NBA player to total at least 23 points, 7 rebounds, 6 assists, 4 steals and 2 blocks in a playoff game since Chris Webber vs. LAL (5/2/00)...missed the final five games in the Finals (6/7-6/16/15) due to the knee injury.

INTERNATIONAL CAPSULE (Team USA)

- Appeared in 33 total games (31 starts) during his USA Basketball career since 2010, with career averages of 11.8 points, 2.9 rebounds and 4.2 assists in 22.4 minutes per game.
- Named the 2014 USA Basketball Male Athlete of the Year and was named the MVP of the 2014 FIBA Basketball World Cup.
- Has won gold medals with Team USA at the 2016 Rio Olympic Games, the 2014 FIBA Basketball World Cup, and the 2010 FIBA Americas U18 Championship.
- **Summer 2020:** Was a finalist for the 2020 U.S. Olympic Men's Basketball Team ahead of the 2020 Tokyo Olympics...Sat out the tournament due to a right ankle injury late in the 2020-21 NBA season.
- **Summer 2016:** Averaged team third-best 11.4 points and team-high 4.9 assists per game in 22.0 minutes per game at the 2016 Rio Olympics to help lead Team USA to an 8-0 record and a third-straight gold medal at the 2016 Olympic Games...Shot 47.7 percent from the field (31-65 FG), 37.5 percent from deep (9-24 3FG) and 90.9 percent from the line (20-22 FT)...Helped the Americans to a 5-0 record in its pre-Olympic tour.
- **Summer 2014:** Started all nine games at the 2014 FIBA World Cup, averaging 12.1 points, 2.6 rebounds, team-high 3.6 assists and 1.9 steals in team-high 24.4 minutes per game...Recorded 26 points (10-13 FG, 6-6 3FG) and four assists in 2014 gold medal game victory over Serbia...Named 2014 USA Basketball Male Athlete of the Year after earning World Cup MVP honors and helping lead the USA to the FIBA World Cup title.
- **Summer 2010:** Member of the 2010 USA U18 National Team that compiled a 5-0 record, captured the 2010 FIBA Americas U18 Championship gold medal and qualified the U.S. for the 2011 FIBA U19 World Championship...Started all five games and averaged 13.6 points, while adding 5.0 rebounds per game and dishing out a team-high 21 assists...Scored in double digits in all five games, including a team-high 21 points in the USA's 81-78 gold medal victory over Brazil.

COLLEGE CAPSULE

- Played one season for Duke University...Played in 11 games as a freshman, sitting out 26 contests with a toe injury on his right foot.
- **2010-11:** Averaged 17.5 points, 3.4 rebounds, 4.3 assists and 1.5 steals in 27.5 minutes per game...Shot .529 (55-of-104) from the field, .462 (18-of-39) from 3-point range and .901 (64-of-71) from the free throw line...Injured his toe in the second half of a win vs. Butler on 12/4...Returned to action in the NCAA Tournament and averaged 17.7 points, 2.3 rebounds and 2.0 assists in Duke's three outings...Scored a game-high 31 points to go with six rebounds, four assists, two blocks and two steals versus No. 6 Michigan State in the ACC/Big Ten Challenge early in the season, marking just the fourth time in Duke history a freshman scored 30 or more in a game...Selected as CBE Classic MVP after averaging 14.5 points, 4.0 rebounds, 6.0 assists and 1.5 steals in four games in November...Had 17 points, five rebounds, six assists and two steals in the finals versus No. 4 Kansas State...In the NCAA Tournament, scored team highs of 14 points against Hampton and 28 points against Arizona in the Sweet 16 while going .600 (9-of-15) from the field, .888 (8-of-9) from the line and .500 (2-of-4) from deep against the Wildcats.

PERSONAL CAPSULE

- Father, Drederick, played at Boston University from 1984-88...Drederick had his jersey retired and ranks second in BU history with 1,931 career points...he went on to play professionally for the Bulleen Boomers in Australia, where Kyrie was born and holds citizenship along with the United States.
- His godfather is former NBA player Rod Strickland.
- His KAI Family Enterprise created KAI Eleven Consulting, LLC, which seeks to uplift underrepresented entrepreneurs and businesses that don't have access to proper guidance in the business world.
- Donated $1.5 million to help cover the salaries of WNBA players who opted out of the 2020 season during the COVID-19 pandemic… Paid off the tuition for nine students at HBCU Lincoln University during his foundation's 11 days of giving in December campaign.
- Gave $323,000 to Feeding America during COVID-19 and partnered with City Harvest to donate 250,000 meals across the New York area.
- Among other outreach efforts has donated to Brooklyn's Moms of Black Boys United for Social Change, a Bronx family who was transitioning from a homeless shelter to permanent housing, school supplies to 25 teenage Kenyan girls, 100 book bags with personal care items to teens and young adults at Newark's Covenant House shelter, soil to Greater Newark Conservancy and funds to Christine's Kitchen, a food pantry and soup kitchen in his hometown of West Orange, New Jersey, among others.
- He took on the role of "Uncle Drew" in a series of Pepsi Max advertisements and eventual movie, which episodes include appearances from Bill Russell, Kevin Love, Nate Robinson, Maya Moore, Baron Davis, Shaquille O'Neal, Chris Webber, Reggie Miller and Ray Allen.
- Signed a deal with Anta in July 2023 and released The KAI 1s during the 2023-24 season...the shoe features hieroglyphic-inspired detailing and design aspects that draw on his Native American heritage.
- As a high school senior, was named McDonald's All-America, First Team All-America by Parade Magazine and USA Today, and finalist for the Naismith Boy's High School Player of the Year.
- On X as @KyrieIrving.

KYRIE IRVING - NBA REGULAR SEASON STATISTICS

SEASON	TEAM	GP	GS	MIN	FG	FGA	FG%	3PM	3PA	3P%	FT	FTA	FT%	OR	DR	TOT	A	ST	TO	BS	PTS	PPG
2011-12	CLE	51	51	1,558	350	747	.469	73	183	.399	171	196	.872	44	147	191	275	54	160	20	944	18.5
2012-13	CLE	59	59	2,048	484	1,070	.452	109	279	.391	248	290	.855	34	182	216	350	89	191	21	1,325	22.5
2013-14	CLE	71	71	2,496	532	1,237	.430	123	344	.358	291	338	.861	52	207	259	433	108	190	23	1,478	20.8
2014-15	CLE	75	75	2,730	578	1,235	.468	157	378	.415	315	365	.863	55	182	237	389	114	186	20	1,628	21.7
2015-16	CLE	53	53	1,667	394	879	.448	84	262	.321	169	191	.885	44	113	157	250	56	124	18	1,041	19.6
2016-17	CLE	72	72	2,525	671	1,420	.473	177	441	.401	297	328	.905	52	178	230	418	83	180	24	1,816	25.2
2017-18	BOS	60	60	1,931	534	1,087	.491	166	407	.408	232	261	.889	33	194	227	306	65	139	17	1,466	24.4
2018-19	BOS	67	67	2,214	604	1,241	.487	174	434	.401	214	245	.873	71	264	335	464	103	172	34	1,596	23.8
2019-20	BKN	20	20	658	199	416	.478	56	142	.394	94	102	.922	22	81	103	128	27	52	10	548	27.4
2020-21	BKN	54	54	1,886	549	1,086	.506	152	378	.402	201	218	.922	52	205	257	324	76	130	37	1,451	26.9
2021-22	BKN	29	29	1,091	289	616	.469	100	239	.418	118	129	.915	16	111	127	167	41	73	17	796	27.4
2022-23	BKN	40	40	1,478	398	819	.486	130	348	.374	158	179	.883	38	166	204	211	41	91	33	1,084	27.1
									Went from **BKN** to **DAL**.													
2022-23	DAL	20	20	763	196	384	.510	58	148	.392	89	94	.947	21	79	100	120	25	37	12	539	27.0
2022-23	TOT	60	60	2,239	594	1203	.494	188	496	.379	247	273	.905	59	245	304	331	66	128	45	1,623	27.1
2023-24	DAL	58	58	2,030	562	1,131	.497	173	421	.411	190	210	.905	44	246	290	299	74	106	28	1,487	25.6
TOTALS		**729**	**729**	**25,074**	**6,340**	**13,368**	**.474**	**1,732**	**4,404**	**.393**	**2,787**	**3,146**	**.886**	**578**	**2,355**	**2,933**	**4,134**	**956**	**1,831**	**314**	**17,199**	**23.6**
PER GAME		**--**	**--**	**34.4**	**8.7**	**18.3**	**--**	**2.4**	**6.0**	**--**	**3.8**	**4.3**	**--**	**0.8**	**3.2**	**4.0**	**5.7**	**1.3**	**2.5**	**0.4**	**23.6**	**--**

KYRIE IRVING - NBA POSTSEASON STATISTICS

SEASON	TEAM	GP	GS	MIN	FG	FGA	FG%	3PM	3PA	3P%	FT	FTA	FT%	OR	DR	TOT	A	ST	TO	BS	PTS	PPG
2014-15	CLE	13	13	464	81	185	.438	27	60	.450	58	69	.841	10	37	47	50	17	20	11	247	19.0
2015-16	CLE	21	21	774	201	423	.475	51	116	.440	77	88	.875	15	47	62	98	36	48	13	530	25.2
2016-17	CLE	18	18	653	173	370	.468	44	118	.373	76	84	.905	13	38	51	95	23	48	8	466	25.9
2017-18	BOS	0	0	0	0	0	0	0	0	0	0	0	0	0	0	0	0	0	0	0	0	0.0
2018-19	BOS	9	9	330	69	179	.385	18	58	.310	36	40	.900	5	34	39	63	13	28	4	192	21.3
2020-21	BKN	9	9	325	77	163	.472	24	65	.369	26	28	.929	12	40	52	31	9	11	5	204	22.7
2021-22	BKN	4	4	170	28	63	.444	8	21	.381	21	21	1.000	6	15	21	21	7	9	5	85	21.3
2023-24	DAL	22	22	879	186	398	.467	53	136	.390	62	73	.849	22	59	81	113	23	51	7	487	22.1
TOTALS		**96**	**96**	**3,597**	**815**	**1,781**	**.458**	**225**	**574**	**.392**	**356**	**403**	**.883**	**83**	**270**	**353**	**471**	**128**	**215**	**53**	**2,211**	**23.0**
PER GAME		**--**	**--**	**37.5**	**8.5**	**18.6**	**--**	**2.3**	**6.0**	**--**	**3.7**	**4.2**	**--**	**0.9**	**2.8**	**3.7**	**4.9**	**1.3**	**2.2**	**0.6**	**23.0**	**--**

	REG CAREER HIGHS
PTS	**60** at ORL 3/15/22
FGM	**20** 2 times (@ ORL, 3/15/22)
FGA	**36** vs. POR 1/28/15
3FGM	**11** vs. POR 1/28/15
3FGA	**19** vs. POR 1/28/15
FTM	**17** vs. IND 2/10/21
FTA	**17** 2 times (vs. HOU, 4/7/24)
OREB	**5** 2 times (vs. MIN, 1/7/24)
DREB	**10** 3 times (@ DET, 11/2/19)
TREB	**11** 8 times (vs. LAL, 2/26/23)
ASTS	**18** vs. TOR 1/16/19
STLS	**8** vs. MIA 1/21/19
BLKS	**4** 3 times (vs. CHA, 12/7/22)
MINS	**48** at CLE 1/20/21

	POST CAREER HIGHS
PTS	**42** vs. BOS 5/23/17
FGM	**17** at GSW 6/13/16
FGA	**29** vs. GSW 6/7/17
3FGM	**7** vs. GSW 6/9/17
3FGA	**12** 3 times (vs. LAC, 4/28/24)
FTM	**11** 3 times (@ BOS, 5/30/21)
FTA	**12** 3 times (vs. MIL, 5/3/19)
OREB	**3** 8 times (@ LAC, 4/21/24)
DREB	**8** 2 times (@ BOS, 5/30/21)
TREB	**11** 2 times (@ BOS, 5/30/21)
ASTS	**11** 3 times (@ OKC, 5/9/24)
STLS	**4** 3 times (@ BOS, 4/17/22)
BLKS	**3** at IND 4/23/17
MINS	**45** vs. BOS 6/12/24

	2022-23 REG HIGHS
PTS	**48** at UTA 1/20/23
FGM	**18** at UTA 1/20/23
FGA	**31** vs. DAL 10/27/22
3FGM	**8** at UTA 1/20/23
3FGA	**15** 2 times (@ UTA, 1/20/23)
FTM	**12** at SAC 2/10/23
FTA	**12** at SAC 2/10/23
OREB	**5** vs. ATL 12/9/22
DREB	**9** at MIL 10/26/22
TREB	**11** 3 times (vs. LAL, 2/26/23)
ASTS	**10** 2 times (@ SAC, 2/10/23)
STLS	**4** 2 times (@ UTA, 1/20/23)
BLKS	**4** 2 times (vs. CHA, 12/7/22)
MINS	**44** at ATL 4/2/23

	2023-24 REG HIGHS
PTS	**48** vs. HOU 4/7/24
FGM	**16** at MIL 11/18/23
FGA	**29** at MIL 11/18/23
3FGM	**7** at NOP 11/12/23
3FGA	**14** vs. NOP 1/13/24
FTM	**15** vs. HOU 4/7/24
FTA	**17** vs. HOU 4/7/24
OREB	**5** vs. MIN 1/7/24
DREB	**9** vs. POR 1/5/24
TREB	**9** 4 times (vs. SAS, 2/14/24)
ASTS	**12** at OKC 3/14/24
STLS	**4** 2 times (vs. MEM, 1/9/24)
BLKS	**3** at CHA 4/9/24
MINS	**45** vs. HOU 4/7/24

	2023-24 POST HIGHS
PTS	**40** vs. LAC 4/28/24
FGM	**14** 2 times (@ MIN, 5/30/24)
FGA	**28** vs. BOS 6/12/24
3FGM	**6** vs. LAC 4/28/24
3FGA	**12** vs. LAC 4/28/24
FTM	**8** at LAC 4/21/24
FTA	**9** at LAC 4/21/24
OREB	**3** at LAC 4/21/24
DREB	**5** 3 times (vs. LAC, 5/3/24)
TREB	**7** 2 times (vs. LAC, 4/28/24)
ASTS	**11** at OKC 5/9/24
STLS	**3** at LAC 4/23/24
BLKS	**2** 2 times (@ OKC, 5/9/24)
MINS	**45** vs. BOS 6/12/24

MAXI KLEBER

8TH SEASON IN THE NBA | 8TH SEASON WITH THE MAVS

HEIGHT 6'10" | WEIGHT 240 | BIRTHDAY 1.29.92

ACQUIRED SIGNED EXTENSION (9/8/22)

PRIOR TO NBA BAYERN MUNICH | COUNTRY GERMANY

CAREER TRANSACTIONS

- Played in Germany (2009-14)...played in Spain (2014-15)...played in Germany (2015-17).
- Signed by Dallas (7/13/17).
- Re-signed by Dallas (7/10/19).
- Signed to a contract extension by Dallas (9/8/22).

NBA CAPSULE

- Holds career averages of 6.7 points, 4.5 rebounds, 1.1 assists, 0.9 blocks and 22.6 minutes in 406 games (148 starts) with Dallas.
- Has shot 44.6% (960-2,153 FG) from the field, 35.7% (477-1,336 3FG) from beyond the arc and 77.7% (321-413 FT) from the line.
- Ranks seventh in Mavericks history in career blocks (361).

SEASON HIGHLIGHTS

2023-24 (Dallas)

- Averaged 4.4 points, 3.3 rebounds, 1.6 assists and 20.3 minutes in 43 games (7 starts).
- Scored in double figures four times (3-1 record), including 20+ points once.
- Notched his fifth career 20-point effort with a season-high 21 points (8-11 FG, 4-7 3FG, 1-1 FT) to go with 3 rebounds, 2 assists and 2 steals vs. MIL (2/3/24).
- Handed out a season-high 5 assists to go with 14 points (6-8 FG, 2-4 3FG), 4 rebounds and 1 block at PHI (2/5/24).
- Recorded a season-high 12 rebounds vs. OKC (2/10/24) alongside 12 points for his ninth career double-double.
- Missed 35 games due to a right small toe dislocation (11/3/23-1/26/24), which he suffered vs. CHI (11/1/23)…missed two games due to a nasal fracture (2/14/24, 2/28/24)…missed two games due to back spasms (4/5/24, 4/14/24).

2022-23 (Dallas)

- Averaged 5.9 points, 3.6 rebounds, a career-high-tying 1.4 assists and 25.1 minutes in 37 games (5 starts).
- Shot 45.6% (77-169 FG) from the field, 34.8% (39-112 3FG) from 3-point range and 71.1% (27-38 FT) from the line.
- Posted six games with 10+ points.
- Tallied a season-high 15 points (4-5 FG, 3-4 3FG, 4-6 FT) and a +15 rating in the team's OT win at BKN (10/27/22).
- Passed Lorenzo Williams (311) for 10th place on the Mavericks' all-time blocks list with his 312th career rejection at the 10:31 mark of the second quarter vs. GSW (11/29/22).
- Had 10 points (4-8 FG, 2-5 3FG), 3 rebounds and a season-high 4 blocks in 32 minutes at DET (12/1/22).
- Recorded 13 points (5-8 FG, 3-5 3FG), 3 rebounds and a +16 rating in 23 minutes in the team's win at NYK (12/3/22).
- Scored 10 points (2-4 3FG, 1-3 3FG, 5-6 FT), including DAL's final 6 points (3 clutch FT and the game-winning 3-pointer at the buzzer), to go with 4 rebounds and 2 assists in 29 minutes in the Mavericks' 111-110 win at LAL (3/17/23)…became the first Maverick to hit a game-winning buzzer beater against the Lakers at Crypto.com Arena (formerly Staples Center) and recorded his first career buzzer beater in the process.
- Posted 14 points (4-9 FG, 4-7 3FG, 2-2 FT), 4 rebounds, 1 assist, 1 steal and 2 blocks in 32 minutes at CHA (3/26/23)…passed Roy Tarpley (329) for ninth place on the Mavericks' all-time blocks list with consecutive rejections in the third quarter (career blocks Nos. 329 and 330 at the 11:21 mark and 11:18 mark of the 3rd quarter).
- Missed four games due to a low back contusion (11/16-11/23/22), which he suffered vs. LAC (11/15/22)…missed one game due to right foot soreness (12/10/22)…underwent surgery to address the hamstring tear (12/20/22), which he sustained in practice (12/13/22), and missed 36 games due to the right hamstring tear (12/14/22-2/26/23; 3/5/23)…missed an additional four games due to injury recovery, right hamstring (3/8/23; 3/27/23; 4/7-4/9/23).

2021-22 (Dallas)

- Averaged 7.0 points, a career-high 5.9 rebounds, 1.2 assists, 1.0 blocks and 24.6 minutes in 59 games (21 starts).
- Among NBA leaders, ranked 23rd in blocks per game (0.98).
- Posted two double-doubles (2-0 record)...recorded one game with 20+ points (1-0 record), five games with 15+ points (5-0 record) and 12 games with 10+ points...registered a career-high six games with 10+ rebounds (5-1 record)...tallied 12 games with 2+ blocks (9-3 record), including six games with 3+ blocks (5-1 record).
- As a starter, averaged 8.2 points (.428 FG%, .383 3FG%, .778 FT%), 6.2 rebounds, 1.1 assists and 1.0 blocks in 26.6 minutes.
- Notched first double-double of the season with 12 points (4-8 3FG), 10 rebounds, 2 assists, 1 steal and a career-high-tying 6 blocks in 29 minutes vs. SAS (10/28/21).
- Tallied 18 points (6-11 FG), including a career-high-tying 6 3-pointers (6-9 3FG), to go with 4 rebounds, 2 assists and 1 block in 30 minutes vs. CHI (1/9/22).
- Had second double-double (8th career) with 15 points (5-9 FG, 3-5 3FG, 2-2 FT), a career-high-tying 14 rebounds, 1 assist and 1 steal in 23 minutes vs. IND (1/29/22).
- Scored a season-high 20 points (7-10 FG, 3-5 3FG, 3-4 FT) to go with 4 rebounds, 1 steal and 1 block in 26 minutes at NOP (2/17/22).
- Missed nine games with a left oblique strain (11/2-11/19/21), six games due to health and safety protocols (12/21-12/31/21), two games due to left knee effusion (2/4-2/6/22) and six games due to right ankle soreness (3/3-3/5/22; 4/3-4/10/22).

2020-21 (Dallas)

- Averaged 7.1 points, 5.2 rebounds and a career-high 1.4 assists in 50 games (40 starts).
- Shot 42.2% (116-275 FG) from the field, a career-high 41.0% (78-212 3FG) from 3-point range and a career-best 91.9% (34-37 FT) from the line.
- Recorded 13 games with 10+ points, including four games with 15+ points...had one 10-rebound effort.

- Collected 1,000th career rebound at the 10:58 mark of the first quarter vs. PHX (2/1/21).
- Scored a season-high 17 points (5-9 FG, 5-9 3FG), all in the first half, in 27 minutes vs. WAS (5/1/21)…his 17 first-half points were tied for his most in any half of his career (17, 2nd half, at ORL 2/21/20).
- Missed 11 games due to health and safety protocols (1/13-1/30/21), one due to a left ankle sprain (2/23/21), one due to a left leg contusion (4/3/21), two due to right lower leg soreness (4/7/21, 4/11/21), one due to a low back contusion (4/22/21) and seven due to right Achilles soreness (5/4-5/16/21).

2019-20 (Dallas)

- In 74 games (21 starts), averaged career-high 9.1 points, 5.2 rebounds, 1.2 assists and a career-high-tying 1.1 blocks in 25.5 minutes...his 74 games played marked season high among all NBA players.
- Shot 46.1% (237-514 FG) from the field, 37.3% (119-319 3FG) from 3-point range and 84.9% (79-93 FT) from the line.
- Recorded 32 games with 10+ points, including two with 20+ points...had 12 games with 3+ blocks.
- Posted a career-high 26 points (career-high 10 FG) in 23 minutes at ORL (2/21/20).
- Had 14 points and a career-high 14 rebounds in 35 minutes at OKC (12/31/19).
- Followed up an 18-point effort vs. BKN (1/2/20) with 24 points (6-12 3FG) vs. CHA (1/4/20).
- Missed one game due to a right knee contusion (11/3/19).

2018-19 (Dallas)

- Averaged 6.8 points, 4.6 rebounds, 1.1 blocks and 21.2 minutes in 71 games (18 starts).
- Shot 45.3% (175-386 FG) from the field, 35.3% (77-218 3FG) from 3-point range and 78.4% (58-74 FT) from the line…led the team in blocks per game and total blocks (78).
- As a starter, averaged 7.7 points, 4.8 rebounds and 1.3 blocks in 26.6 minutes.
- Posted three double-doubles…recorded 21 games with 10+ points, including three with 15+ points…had five games with 10+ rebounds…tallied nine games with 3+ blocks.
- In first start of season, had a career-high 6 blocks to go with 10 points in 24 minutes vs. NOP (12/26/18), becoming the first Maverick with a 6-block game since Salah Mejri in March 2016.
- Recorded season highs of 18 points (5-11 FG, 3-6 3FG, 5-5 FT) and 12 rebounds (5 OR) in 25 minutes vs. CLE (3/16/19).
- Missed two games due to right knee soreness (11/30-12/2/18), two due to a left great toe sprain (12/8/18, 12/18/18), one due to an illness (2/23/19), two due to left knee effusion (3/6-3/8/19), one due to a left wrist sprain (3/20/19), one due to a right knee contusion (4/7/19) and one due to left knee soreness (4/10/19).

2017-18 (Dallas)

- As a rookie, averaged 5.4 points, 3.3 rebounds, 0.7 blocks and 16.8 minutes in 72 games (35 starts).
- His 47 blocks marked the seventh-highest total by a Mavericks rookie in franchise history.
- Shot a career-high 48.9% (151-309 FG) from the field, 31.3% (40-128 3FG) from 3-point range and 74.6% (44-59 FT) from the line.
- Among all rookies, ranked fifth in FG% and eighth in blocks.
- As a starter, averaged 6.3 points (.500 FG%), 3.8 rebounds and 0.9 blocks in 20.8 minutes (made 27 straight starts from 11/17/17-1/9/18).
- Posted one double-double…had one game with 20+ points, four games with 15+ points and 12 games with 10+ points…produced one game with 10+ rebounds…had two games with 5+ blocks (Mejri was only other Maverick with 5-block game on the season).
- Had a season-high (team-high) 21 points (9-10 FG, 3-4 3FG) to go with 3 blocks in 34 minutes at SA (12/16/17)…became first Mavericks rookie forward with a 20-point game since fellow Würzburg, Germany, native Dirk Nowitzki (1998-99).
- Recorded first career double-double with 11 points and a season-high 10 rebounds in 20 minutes at PHI (4/8/18).

PLAYOFF CAPSULE

- Holds career postseason averages of 6.4 points, 3.9 rebounds, 1.2 assists and 24.2 minutes in 44 games (10 starts)...has shot 44.4% (95-214 FG) from the field, 38.8% (59-152 3FG) from 3-point range and 71.7% (33-46 FT) from the line.
- **2024 (DAL)**: Saw action in 13 games for the Mavericks during their run to the 2024 NBA Finals...averaged 3.7 points, 1.9 rebounds and 1.0 assists while shooting 42.9% (12-28 3FG) from beyond the arc...netted a 2024 playoff-high 15 points (5-7 3FG) to go with 3 rebounds, 1 assist and a +17 rating in Game 5 win at LAC (5/1/24)...suffered a right shoulder AC joint separation in Game 6 vs. LAC (5/3/24)...missed the next nine games due to the injury (5/7-5/26/24).
- **2022 (DAL)**: Played in all 18 games for the Mavericks in their run to the Western Conference Finals and averaged playoff career-high 8.7 points, 4.6 rebounds and 1.1 assists in 25.4 minutes...set postseason career highs for FG% (.509, 54-106 FG) and 3FG% (.436, 34-78 3FG), finishing 11th among playoff qualifiers in 3FG%...shot 51.6% (16-31 3FG) from beyond the arc in the opening-round series vs. UTA...went 8-of-11 (.727) from deep en route to tallying a playoff career-high 25 points to go along with 6 rebounds and 3 assists in 32 minutes in Game 2 vs. UTA (4/18/22)...his 8 3-pointers were one shy of the franchise record for the most in a playoff game (Jason Terry, 9-10 3FG, Game 4 of WCS vs. LAL 5/8/11) and his most in any game (regular season or postseason).
- **2021 (DAL)**: In seven first-round games (4 starts) vs. LAC, averaged 5.3 points, 3.6 rebounds and 1.4 assists in 26.7 minutes.
- **2020 (DAL)**: Started all six games of DAL's first-round series vs. LAC and averaged 6.7 points, 6.5 rebounds, 1.5 assists and team-high 1.2 blocks in 33.9 minutes.

INTERNATIONAL CAPSULE

Professional

- **2016-17:** Played for FC Bayern Munich (Germany)…in 37 BBL games, averaged 8.9 points, 5.3 rebounds, 1.8 assists and 1.2 blocks…in 17 EuroCup games, averaged 9.7 points, 6.6 rebounds and 1.4 assists…2017 German NBBL champion…two-time German BBL Player of the Week…German Bundesliga Cup finalist…2017 BBL All-Star…All-BBL Second Team…All-EuroCup Second Team…2017 BBL Most Effective Player.
- **2015-16:** Played for FC Bayern Munich (Germany)…in 24 BBL games, averaged 8.0 points, 4.9 rebounds, 1.5 assists and 1.4 blocks...in four EuroCup games, averaged 5.5 points, 3.8 rebounds and 1.3 assists…German Bundesliga Cup finalist.
- **2014-15:** Averaged 11.5 points and 6.5 rebounds in 33 games for Obradoiro CAB (Spain)…Eurobasket.com All-Spanish Liga Endesa Honorable Mention.
- **2013-14:** Averaged 9.9 points, 6.7 rebounds and 1.0 assist in 23 games for s.Oliver Würzburg (Germany)…2014 BBL All-Star.
- **2012-13:** Played for s.Oliver Würzburg (Germany).
- **2011-12:** Averaged 3.1 points and 1.2 rebounds in 26 games for s.Oliver Würzburg (Germany).
- **2010-11:** Played in two games for s.Oliver Würzburg (Germany), averaging 2.5 points…also played for TG 48 Würzburg.
- **2009-10:** Averaged 4.0 points and 1.4 rebounds in 13 games for s.Oliver Würzburg (Germany).
- **2008-09:** Averaged 2.9 points in 20 games for s.Oliver Würzburg (Germany)…2009 Regionalliga South-East champion…Eurobasket.com All-Regionalliga South-East Newcomer of the Year.

German National Team

- **Summer 2019:** Competed for the German national team...in four FIBA World Cup Qualifying games, averaged 11.0 points, 6.3 rebounds and 1.3 assists while shooting 71.4% from the field, 47.1% from 3-point range and 90.9% from the line...in five World Cup games in China, averaged 11.2 points, 3.0 rebounds, 1.0 steals and 1.8 blocks.
- **Summer 2014:** Competed for the German national team...in five games during EuroBasket qualification rounds, averaged 11.8 points, 6.8 rebounds, 1.0 assists, 1.0 steals and 1.4 blocks.

PERSONAL CAPSULE

- Hails from Würzburg, Germany, the same hometown as Nowitzki (who he played alongside in Dallas for two seasons from 2017-19).
- Attended the Adidas EuroCamp (Treviso, Italy) in the summer of 2012.
- Full name is Maximilian Kleber...last name is pronounced CLEE-bah.
- On X as @maxikleber.

MAXI KLEBER - NBA REGULAR SEASON STATISTICS

SEASON	TEAM	GP	GS	MIN	FG	FGA	FG%	3PM	3PA	3P%	FT	FTA	FT%	OR	DR	TOT	A	ST	TO	BS	PTS	PPG
2017-18	DAL	72	35	1,206	151	309	.489	40	128	.313	44	59	.746	71	163	234	51	26	30	47	386	5.4
2018-19	DAL	71	18	1,502	175	386	.453	77	218	.353	58	74	.784	90	239	329	70	36	54	78	485	6.8
2019-20	DAL	74	21	1,890	237	514	.461	119	319	.373	79	93	.849	112	276	388	88	25	58	83	672	9.1
2020-21	DAL	50	40	1,341	116	275	.422	87	212	.410	34	37	.919	47	213	260	68	24	30	35	353	7.1
2021-22	DAL	59	21	1,450	141	354	.398	83	255	.325	46	65	.708	70	280	350	68	30	47	58	411	7.0
2022-23	DAL	37	5	930	77	169	.456	39	112	.348	27	38	.711	30	105	135	52	12	27	30	220	5.9
2023-24	DAL	43	7	871	63	146	.432	32	92	.348	33	47	.702	30	113	143	68	17	28	30	191	4.4
TOTALS		**406**	**147**	**9,190**	**960**	**2,153**	**.446**	**477**	**1,336**	**.357**	**321**	**413**	**.777**	**450**	**1,389**	**1,839**	**465**	**170**	**274**	**361**	**2,718**	**6.7**
PER GAME		**--**	**--**	**22.6**	**2.4**	**5.3**	**--**	**1.2**	**3.3**	**--**	**0.8**	**1.0**	**--**	**1.1**	**3.4**	**4.5**	**1.1**	**0.4**	**0.7**	**0.9**	**6.7**	**--**

MAXI KLEBER - NBA POSTSEASON STATISTICS

SEASON	TEAM	GP	GS	MIN	FG	FGA	FG%	3PM	3PA	3P%	FT	FTA	FT%	OR	DR	TOT	A	ST	TO	BS	PTS	PPG
2019-20	DAL	6	6	203	13	39	.333	5	26	.192	9	12	.750	10	29	39	9	2	4	7	40	6.7
2020-21	DAL	7	4	187	12	30	.400	8	20	.400	5	7	.714	5	20	25	10	3	1	0	37	5.3
2021-22	DAL	18	0	457	54	106	.509	34	78	.436	15	21	.714	15	67	82	20	4	11	15	157	8.7
2023-24	DAL	13	0	219	16	39	.410	12	28	.429	4	6	.667	4	21	25	13	3	5	4	48	3.7
TOTALS		**44**	**10**	**1,066**	**95**	**214**	**.444**	**59**	**152**	**.388**	**33**	**46**	**.717**	**34**	**137**	**171**	**52**	**12**	**21**	**26**	**282**	**6.4**
PER GAME		**--**	**--**	**24.2**	**2.2**	**4.9**	**--**	**1.3**	**3.5**	**--**	**0.8**	**1.0**	**--**	**0.8**	**3.1**	**3.9**	**1.2**	**0.3**	**0.5**	**0.6**	**6.4**	**--**

	REG CAREER HIGHS
PTS	**26** at ORL 2/21/20
FGM	**10** at ORL 2/21/20
FGA	**14** vs. CHA 1/4/20
3FGM	**6** 2 times (vs. CHI, 1/9/22)
3FGA	**12** vs. CHA 1/4/20
FTM	**6** 2 times (vs. HOU, 4/7/24)
FTA	**8** 3 times (vs. HOU, 4/7/24)
OREB	**6** at OKC 12/31/19
DREB	**12** 3 times (@ BOS, 3/13/22)
TREB	**14** 3 times (vs. IND, 1/29/22)
ASTS	**6** at LAC 11/23/21
STLS	**4** vs. SAS 1/16/19
BLKS	**6** 2 times (vs. SAS, 10/28/21)
MINS	**42** vs. OKC 2/2/22

	POST CAREER HIGHS
PTS	**25** vs. UTA 4/18/22
FGM	**8** vs. UTA 4/18/22
FGA	**11** vs. UTA 4/18/22
3FGM	**8** vs. UTA 4/18/22
3FGA	**11** vs. UTA 4/18/22
FTM	**4** vs. UTA 4/16/22
FTA	**5** at PHX 5/2/22
OREB	**3** 2 times (@ LAC, 5/22/21)
DREB	**8** vs. LAC 8/23/20
TREB	**10** at LAC 8/19/20
ASTS	**4** 2 times (vs. PHX, 5/6/22)
STLS	**2** at PHX 5/4/22
BLKS	**3** 3 times (vs. GSW, 5/24/22)
MINS	**37** vs. LAC 8/23/20

	2023-24 REG HIGHS
PTS	**21** vs. MIL 2/3/24
FGM	**8** vs. MIL 2/3/24
FGA	**11** vs. MIL 2/3/24
3FGM	**4** vs. MIL 2/3/24
3FGA	**7** vs. MIL 2/3/24
FTM	**6** vs. HOU 4/7/24
FTA	**8** 2 times (vs. HOU, 4/7/24)
OREB	**4** at CHA 4/9/24
DREB	**9** vs. OKC 2/10/24
TREB	**12** vs. OKC 2/10/24
ASTS	**5** at PHI 2/5/24
STLS	**3** vs. UTA 3/21/24
BLKS	**4** at NYK 2/8/24
MINS	**34** vs. MIL 2/3/24

	2023-24 POST HIGHS
PTS	**15** at LAC 5/1/24
FGM	**5** at LAC 5/1/24
FGA	**7** at LAC 5/1/24
3FGM	**5** at LAC 5/1/24
3FGA	**7** at LAC 5/1/24
FTM	**2** vs. BOS 6/14/24
FTA	**2** 3 times (vs. BOS, 6/14/24)
OREB	**2** at LAC 4/21/24
DREB	**5** at LAC 4/23/24
TREB	**6** at LAC 4/23/24
ASTS	**3** 2 times (vs. LAC, 4/26/24)
STLS	**1** 3 times (vs. BOS, 6/14/24)
BLKS	**1** 4 times (@ BOS, 6/6/24)
MINS	**28** at LAC 4/23/24

DERECK LIVELY II

2ND SEASON IN THE NBA

2ND SEASON WITH THE MAVS

HEIGHT 7'1"

WEIGHT 234

BIRTHDAY 2.12.04

ACQUIRED DRAFT RIGHTS FROM OKC (7/6/23)

PRIOR TO NBA DUKE

COUNTRY USA



CAREER TRANSACTIONS

- Selected by Oklahoma City in the first round (12th overall pick) of the 2023 NBA Draft…draft rights traded to Dallas for Davis Bertans and the draft rights to 10th overall pick Cason Wallace.

SEASON HIGHLIGHTS

2023-24 (Dallas)

- Appeared in 55 games (42 starts) as a rookie, averaging 8.8 points, 6.9 rebounds, 1.1 assists and 1.4 blocks in 23.5 minutes.
- Shot 74.7% (221-296 FG) from the field, recording the highest FG% by a rookie in NBA history (min. 40 games played) and the highest FG% by any Maverick in a single season (min. 200 FGA)...ranked third among rookies in rebounds (6.9 rpg) and blocks (1.4 bpg).
- Named to the 2023-24 NBA All-Rookie Second Team, becoming the first Maverick to earn All-Rookie Team honors since Luka Dončić in 2018-19.
- Was selected for the 2024 NBA Rising Stars Game during All-Star Weekend in Indianapolis, leading Team Jalen to the championship game.
- Recorded a block in each of DAL's first nine games (10/25/23-11/12/23), the longest such streak by a Maverick to begin his career.
- Recorded eight double-doubles (6-2 record)...scored in double figues 22 times (16-6 record), including 20+ points four times (3-1 record)...shot at least 88.9% (8-of-9 or better) in all four of his 20-point efforts, after no Mavericks rookie had produced multiple such games...pulled down 10+ rebounds 13 times (10-3 record).
- In his 42 starts, averaged 8.6 points (.742 FG%), 7.1 rebounds, 1.2 assists, 1.4 blocks in 24.7 minutes.
- In his 13 appearances off the bench, averaged 9.4 points (.760 FG%), 6.1 rebounds and 1.3 blocks in 19.8 minutes (DAL went 12-1 in those games).
- In NBA debut, posted 16 points (7-8 FG, 2-3 FT), 10 rebounds, 1 assist, 1 steal and 1 block in 31 minutes off the bench at SAS (10/25/23)...became the first Mavericks reserve to record a double-double in his NBA debut and his 16 points marked the most by a Mavericks sub in his first career game...scored more points in his debut than he did any college game in his career (career high at Duke was 13 points, twice)...outscored No. 1 overall pick Victor Wembanyama, 16-15, while also outrebounding him, 10-5, in the win.
- Was inserted into the starting lineup for his second career game vs. BKN (10/27/23), and recorded 9 points (4-4 FG) in 17 minutes for DAL in the win...went on to start 35 straight games from 10/27/23-1/29/24.
- Dished out a career-high 6 assists to go with 7 points, 13 rebounds (career-high 7 OR), 2 steals and 1 block vs. CHI (11/1/23).
- Posted 15 points (7-9 FG, 1-2 FT), 14 boards, 1 assist and 1 block vs. CHA (11/5/23).
- Recorded his first career 20/10 game with 20 points (9-9 FG), a career-high 16 rebounds and a career-high 7 blocks vs. OKC (12/2/23), becoming the first rookie in the shot clock area to record a 20-15 game on 100% shooting…became the fourth rookie in Mavericks history to record a 20-point, 15-rebound game (Jay Vincent, Sam Perkins and Dončić) and the first DAL rookie to post 20+ points, 15+ rebounds and 7+ blocks…also joined Bernard James (7 at NOH 2/22/13) as the only Maverick rookies to record 7+ blocks in a game.
- Totaled 16 points (8-9 FG), a career-high-tying 16 rebounds, 2 assists and 1 block at MEM (12/11/23), becoming just the third Mavericks rookie to record multiple 15-15 games in team history (joining Perkins and Dončić, who had 2 each).
- Tallied 20 points (8-9 FG) and 10 boards at PHX (12/25/23), setting new Mavericks rookie records for most points and rebounds on Christmas Day.
- Produced 20 points (8-9 FG), 11 rebounds, 1 assist, 1 steal and 1 block in a career-high 41 minutes vs. ORL (1/29/24).
- Netted a career-high 22 points (11-12 FG), including 16 in first half (highest-scoring of career), to go with 7 rebounds, 3 assists, 2 steals and 2 blocks in 20 minutes off the bench at CHI (3/11/24), marking the second time he scored 20+ points on 91.0%-or-better shooting (20 points on 9-9 FG vs. OKC 12/2/23)...became one of five rookies in NBA history to produce multiple such games (Buck Williams, 1981-82; Steve Johnson, 1981-82; Arvydas Sabonis, 1995-96; DeAndre Jordan, 2008-09)…also produced the second such game by a rookie in franchise history (no Mavericks rookie had recorded such a game prior to Lively).
- Missed one game due to an illness (11/8/23), one game due to low back contusion (11/25/23), nine games due to a left ankle sprain (12/18-12/23/23; 1/5-1/13/24), one game due to a broken nose (1/31), six games due to a nasal fracture (2/3-2/12/24), one game due to right knee soreness (4/2/24), seven games due to a right knee sprain (4/4-4/14/24) and one game due to personal reasons.

PLAYOFF CAPSULE

- **2024 (DAL):** Appeared in 21 of the Mavericks' 22 postseason games during their run to the 2024 NBA Finals...averaged 7.9 points (.674 FG%), 7.4 rebounds, 1.3 assists and 1.0 blocks in 22.0 minutes...recorded four double-doubles (3-1 record)...scored in double figures nine times (8-1 record)...recorded his first career postseason double-double with 11 points (3-4 FG, 5-6 FT), 10 rebounds, 1 assist, 1 steal and 1 block in Game 5 of Western Conference Semifinals at OKC (5/15/24)...notched his second straight double-double with 12 points (5-6 FG, 2-3 FT), a playoff career-high 15 rebounds, a playoff career-high-tying 3 assists, 1 steal and 1 block in series-clinching Game 6 win vs. OKC (5/18/24)...tallied a playoff career-high 14 points (6-6 FG, 2-2 FT) to go with 9 rebounds and 2 assists in Game 2 of Western Conference Finals at MIN (5/24/24)...posted consecutive double-doubles against the Celtics in Games 3 and 4 of the NBA Finals (11 points and 13 rebounds vs. BOS 6/12/24; 11 points and 12 boards vs. BOS 6/14/24).

COLLEGE CAPSULE

- **2022-23 (Duke):** In lone season at Duke, averaged 5.2 points, 5.4 rebounds and shot 65.8% from the field…named to the ACC All-Freshman Team, the ACC All-Defensive Team and Second Team All-ACC Tournament…in the postseason, averaged 5.8 points on 76.5% shooting with 7.4 boards, 3.0 blocks and 1.6 assists…finished the year with 82 total blocked shots, five shy of the NCAA lead, to rank 2nd in the ACC…his 82 rejections were second-most by a Duke freshman in a single season and tied for the 10th most by any Duke player in a season…named ACC Rookie of the Week for the first time in his career on 2/6/23…grabbed 9 first-half rebounds en route to 12 boards in game vs. Oral Roberts and recorded 6 blocks against the Golden Eagles to set a freshman record for blocks in an NCAA Tournament game, and third-most by any Duke player.

PERSONAL CAPSULE

- Born Dereck Jerome Lively II on Feb. 12, 2004, in Philadelphia.

- Son of the late Dereck Lively and Katherine Drysdale...mother, Kathy, who passed away on April 12, 2024, played basketball at Penn State from 1988-92 and served as PSU's Director of Marketing and Fan Experience.
- A five-star center out of Westtown School in West Chester, Pa...led Westtown to a 31-7 record and the Pennsylvania Independent Schools Athletic Association state championship in 2022...as a senior, averaged 14.0 points, 14.0 rebounds and 4.5 blocks per game...a McDonald's All-American and a First Team All-State honoree in 2022...rated as the No. 1 overall player in ESPN 100's rankings for the class of 2022...ranked No. 1 at his position (center) and No. 1 in the state of Pennsylvania by ESPN...named the Pennsylvania Gatorade Player of the Year in 2022.
- Also swam and played football in high school.
- On X as @DereckLively.

DERECK LIVELY II - NBA REGULAR SEASON STATISTICS

SEASON	TEAM	GP	GS	MIN	FG	FGA	FG%	3PM	3PA	3P%	FT	FTA	FT%	OR	DR	TOT	A	ST	TO	BS	PTS	PPG
2023-24	DAL	55	42	1,294	221	296	.747	0	2	.000	41	81	.506	135	243	378	60	36	50	77	483	8.8
TOTALS		**55**	**42**	**1,294**	**221**	**296**	**.747**	**0**	**2**	**.000**	**41**	**81**	**.506**	**135**	**243**	**378**	**60**	**36**	**50**	**77**	**483**	**8.8**
PER GAME		**--**	**--**	**23.5**	**4.0**	**5.4**	**--**	**0.0**	**0.0**	**--**	**0.7**	**1.5**	**--**	**2.5**	**4.4**	**6.9**	**1.1**	**0.7**	**0.9**	**1.4**	**8.8**	**--**

DERECK LIVELY II - NBA POSTSEASON STATISTICS

SEASON	TEAM	GP	GS	MIN	FG	FGA	FG%	3PM	3PA	3P%	FT	FTA	FT%	OR	DR	TOT	A	ST	TO	BS	PTS	PPG
2023-24	DAL	21	0	462	64	95	.674	1	1	1.000	36	61	.590	57	99	156	27	9	21	20	165	7.9
TOTALS		**21**	**0**	**462**	**64**	**95**	**.674**	**1**	**1**	**1.000**	**36**	**61**	**.590**	**57**	**99**	**156**	**27**	**9**	**21**	**20**	**165**	**7.9**
PER GAME		**--**	**--**	**22.0**	**3.0**	**4.5**	**--**	**0.0**	**0.0**	**--**	**1.7**	**2.9**	**--**	**2.7**	**4.7**	**7.4**	**1.3**	**0.4**	**1.0**	**1.0**	**7.9**	**--**

	REG CAREER HIGHS
PTS	**22** at CHI 3/11/24
FGM	**11** at CHI 3/11/24
FGA	**12** at CHI 3/11/24
3FGM	**--**
3FGA	**1** 2 times (@ NOP, 11/14/23)
FTM	**4** 2 times (vs. ORL, 1/29/24)
FTA	**9** 2 times (vs. ORL, 1/29/24)
OREB	**7** 2 times (vs. NOP, 1/15/24)
DREB	**13** at GSW 12/30/23
TREB	**16** 2 times (@ MEM, 12/11/23)
ASTS	**6** vs. CHI 11/1/23
STLS	**4** at IND 2/25/24
BLKS	**7** vs. OKC 12/2/23
MINS	**41** vs. ORL 1/29/24

	POST CAREER HIGHS
PTS	**14** at MIN 5/24/24
FGM	**6** 2 times (@ MIN, 5/24/24)
FGA	**8** vs. LAC 4/26/24
3FGM	**1** vs. BOS 6/14/24
3FGA	**1** vs. BOS 6/14/24
FTM	**8** vs. OKC 5/11/24
FTA	**12** vs. OKC 5/11/24
OREB	**7** vs. BOS 6/14/24
DREB	**11** vs. OKC 5/18/24
TREB	**15** vs. OKC 5/18/24
ASTS	**3** 4 times (@ MIN, 5/30/24)
STLS	**2** vs. BOS 6/12/24
BLKS	**4** vs. OKC 5/13/24
MINS	**30** vs. BOS 6/12/24

	2023-24 REG HIGHS
PTS	**22** at CHI 3/11/24
FGM	**11** at CHI 3/11/24
FGA	**12** at CHI 3/11/24
3FGM	**--**
3FGA	**1** 2 times (@ NOP, 11/14/23)
FTM	**4** 2 times (vs. ORL, 1/29/24)
FTA	**9** 2 times (vs. ORL, 1/29/24)
OREB	**7** 2 times (vs. NOP, 1/15/24)
DREB	**13** at GSW 12/30/23
TREB	**16** 2 times (@ MEM, 12/11/23)
ASTS	**6** vs. CHI 11/1/23
STLS	**4** at IND 2/25/24
BLKS	**7** vs. OKC 12/2/23
MINS	**41** vs. ORL 1/29/24

	2023-24 POST HIGHS
PTS	**14** at MIN 5/24/24
FGM	**6** 2 times (@ MIN, 5/24/24)
FGA	**8** vs. LAC 4/26/24
3FGM	**1** vs. BOS 6/14/24
3FGA	**1** vs. BOS 6/14/24
FTM	**8** vs. OKC 5/11/24
FTA	**12** vs. OKC 5/11/24
OREB	**7** vs. BOS 6/14/24
DREB	**11** vs. OKC 5/18/24
TREB	**15** vs. OKC 5/18/24
ASTS	**3** 4 times (@ MIN, 5/30/24)
STLS	**2** vs. BOS 6/12/24
BLKS	**4** vs. OKC 5/13/24
MINS	**30** vs. BOS 6/12/24

NAJI MARSHALL

5TH SEASON IN THE NBA

1ST SEASON WITH THE MAVS

HEIGHT 6'7"

WEIGHT 225

BIRTHDAY 1.24.98

ACQUIRED SIGNED BY DALLAS (7/6/24)

PRIOR TO NBA XAVIER (OH)

COUNTRY USA

CAREER TRANSACTIONS

- Went undrafted in the 2020 NBA Draft.
- Signed to a Two-Way contract by New Orleans (12/07/20).
- Signed a multi-year contract with New Orleans (5/7/21).
- Signed by Dallas (7/6/24).

NBA CAPSULE

- Holds career averages of 7.5 points, 3.5 rebounds, 2.0 assists and 19.5 minutes in 230 games (36 starts) with New Orleans.
- Has shot 42.9% (608-1,416 FG) from the field, 31.3% (174-556 3FG) from 3-point range and 77.6% (333-429 FT) from the line.

SEASON HIGHLIGHTS

2023-24 (New Orleans)

- Saw action in 66 games (1 start), averaging 7.1 points, 3.6 rebounds and 1.9 assists in 19.0 minutes.
- Shot a career-high 46.3% (170-367 FG) from the field, a career-high 38.7% (58-150 3FG) from 3-point range and 79.1% (68-86 FT) from the line.
- Scored in double figures 20 times (the Pelicans were 19-1 in those games).
- Had 16 points (5-9 FG, 5-5 FT), 4 rebounds, 2 assists, 1 steal and 2 blocks vs. DAL (11/14/23).
- Produced 14 points (6-12 FG), a season-high 9 rebounds, 3 assists and a season-high 3 steals at UTA (11/27/23).
- Recorded 16 points (6-11 FG, 2-5 3FG, 2-2 FT), 4 rebounds, a career-high 7 assists, 2 steals and a career-high +37 rating at WAS (12/13/23).
- Netted a season-high 19 points (7-8 FG, 4-4 3FG, 1-1 FT) to go with 4 rebounds, 1 assist, 1 steal and 1 block in 18 minutes at PHI (3/8/24).
- Missed nine games due to a right knee contusion (10/25-11/10/23), two games due to a low back spasms (2/7-2/9/24), one game due to a league suspension (2/25/24) and three games due to a left shoulder contusion (4/7-4/9/24; 4/12/24).

2022-23 (New Orleans)

- Appeared in a career-high 77 games (career-high 21 starts), averaging a career-high 9.1 points, 3.6 boards and 2.5 assists in a career-high 23.3 minutes.
- Shot 43.3% (career highs 247-571 FG) from the field and 78.9% (career highs 138-175 FT) from the line.
- Scored in double figures 28 times, after he produced 24 double-figure efforts in his first two seasons combined...produced four 20-point outings, after he had one in his first seasons.
- Totaled 21 points (7-13 FG, 3-7 3FG, 4-5 FT), 6 rebounds, 5 assists and 1 steal at PHX (10/28/22).
- Posted 22 points (8-14 FG, 4-9 3FG, 2-2 FT), 6 rebounds, 4 assists and 1 block vs. IND (12/26/22).
- Beginning on New Year's Eve, scored in double figures in a career-high 10 consecutive games, averaging 16.4 points, 4.7 rebounds and 3.1 assists in that span (12/31/22-1/18/23).
- Tallied 23 points (6-11 FG, 3-5 3FG, 8-10 FT), including 10 in the first quarter, to go with a season-high 9 rebounds and 3 steals vs. BKN (1/6/23).
- Registered his second straight 20-point game with a career-high 24 points (9-17 FG), including 11 in the second quarter, to go with 2 rebounds, 4 assists, 3 steals and 1 block at DAL (1/7/23).
- Missed five total games (2 due to an illness and 3 due to soreness in his right great toe).

2021-22 (New Orleans)

- Appeared in 55 games (4 starts), averaging 5.7 points, 2.6 boards, and 1.1 assists in 13.4 minutes.
- Shot a career-high 79.6% (74-93 FT) from the FT throw line.
- Scored in double figures 12 times and posted one double-double.
- Posted his first double-double of the season (4th career) with 17 points (6-12 FG), a season-high 10 rebounds, 2 assists and 2 steals vs. HOU (3/13/22).
- Had 18 points (8-16 FG, 2-4 3FG), 7 rebounds and 2 steals at SAS (3/18/22).
- Tallied a season-high 19 points (8-15 FG, 3-3 FT) to go with 5 rebounds and 6 assists vs. GSW (4/10/22).
- Also started in one game for the G League's Birmingham Squadron and had 26 points, 13 rebounds and 4 assists in 32 minutes.

2020-21 (New Orleans)

- Saw action in 32 games (10 starts) as a rookie, averaging 7.7 points, a career-high 4.6 rebounds and a career-high 2.8 assists in 21.9 minutes.
- Shot 34.9% (29-83 3FG) from 3-point range and 70.7% (53-75 FT) from the line.
- Posted a career-high three double-doubles...produced 12 double-figure scoring efforts and one 20-point outing.
- Recorded his first career double-double with 16 points (2-5 3FG, 6-6 FT), 11 rebounds, 6 assists and 2 steals at WAS (4/16/21).
- Netted a season-high 20 points (7-15 FG, 1-3 3FG, 5-6 FT) to go with a career-high 13 rebounds and added 3 assists at GSW (5/14/21).
- Produced 18 points (6-13 FG, 4-6 3FG, 2-2 FT), 6 rebounds and a career-high-tying 7 assists vs. LAL (5/16/21).
- Scored in double figures in seven of his final eight games, averaging 12.6 points, 6.9 rebounds and 3.0 assists in that stretch (5/3-5/16/21).
- Also appeared in 12 regular-season games (2 starts) for the G League's Erie Bayhawks, averaging 15.5 points (.490 FG%), 5.4 rebounds, 1.6 assists and 1.3 steals in 26.9 minutes…in Erie's one postseason game, registered 16 points, 5 rebounds, 3 assists and 1 block.

PLAYOFF CAPSULE

- Has appeared in 10 career playoff games with New Orleans, averaging 5.4 points, 1.7 rebounds, 1.0 assists and 14.0 minutes...has shot 50.0% (19-38 FG) from the field, 40.0% (6-15 3FG) from deep and 100% (10-10 FT) from the line.
- **2024 (NOP):** Appeared in four first-round games vs. OKC, averaging 9.0 points, 2.8 rebounds and 1.3 assists in 21.0 minutes...shot 42.9% (12-28 FG) from the field, 40.0% (6-15 3FG) from 3-point range and 100% (6-6 FT) from the line...scored in double figures twice, including a playoff career-high 16 points (5-9 FG, 4-7 3FG, 2-2 FT) in Game 4 vs. OKC (4/29/24).
- **2022 (NOP):** Appeared in both Play-In games, averaging 4.5 points (.667 FG%), 3.5 rebounds and 1.0 assists while helping the Pelicans to a playoff berth with victories vs. SAS (4/13/22) and at LAC (4/15/22)...in six first-round games vs. PHX, averaged 3.0 points and 1.0 rebounds in 9.3 minutes while shooting 70.0% (7-10 FG) from the field and 100 (4-4 FT) from the line...scored a playoff-high 6 points twice (Games 1 and 4).

COLLEGE CAPSULE

- Played in 99 contests (82 starts) in three collegiate seasons at Xavier, averaging 12.9 points, 5.9 rebounds and 3.0 assists in 30.9 minutes while shooting 43.9% from the floor.
- **2019-20:** As a junior, averaraged a career-high 16.8 points, 6.3 rebounds, a career-high 4.0 assists and a career-high 1.3 steals in 31 games (all starts) en route to being named to the 2019-20 All-BIG EAST First Team and was one the final five candidates for the 2020 Julius Erving Small Forward of the Year Award…led the team in scoring, assists and steals, and was second in rebounding...scored in double-figures 27 times, including eight straight and 18 of the last 19 games...scored 20+ points 11 times…named to BIG EAST Conference Weekly Honor Roll after averaging 19.5 points and 5.0 rebounds in games at Villanova (12/30/19) and vs. St. John's (1/5/20)...named BIG EAST Conference Player of the Week by College Sports Madness (2nd time as a junior) and to the BIG EAST Weekly Honor Roll by the league office (3rd time as a junior and 7th of his career) after averaging 21.5 points, 8.0 rebounds and 5.5 assists in victories over DePaul (2/25/20) and at Georgetown (3/1/20)...hit the game-winning 3-pointer with 4 seconds left at GU.
- **2018-19:** As a sophomore, started all 33 contests for the Musketeers, averaging a team-high 14.7 points, a career-high 7.2 rebounds, 3.4 assists, and 1.1 steals in 35.9 minutes en route to being named 2018-19 Second Team All-BIG EAST…scored in double-figures a team-high 25 times, including 16 performances of 15+ points…rebounded in double-figures five times, resulting in four double-doubles…tallied 20 points and a career-high 21 rebounds in the NIT First Round win over Toledo, Xavier's first 20-20 game since David West had 26 points and 21 rebounds in a win over George Washington (2/3/01).
- **2017-18:** Played in all 35 games (18 starts) as a freshman, averaging 7.7 points and 4.4 rebounds in 21.8 minutes en route to being named to the 2017-18 BIG EAST All-Freshman Team...earned BIG EAST Freshman of the Week four times.

PERSONAL CAPSULE

- Born in Atlantic City, New Jersey...parents are Rayna Whitted and Maurice Marshall...father Maurice boxed professionally...siblings are Maurice, Martia, Craig, Tai, Austin and Myles.
- Averaged 20.7 points and 11.4 rebounds in his senior season at Hargrave Military Academy.
- On X as @marshall_naji8.

NAJI MARSHALL - NBA REGULAR SEASON STATISTICS

SEASON	TEAM	GP	GS	MIN	FG	FGA	FG%	3PM	3PA	3P%	FT	FTA	FT%	OR	DR	TOT	A	ST	TO	BS	PTS	PPG
2020-21	NOP	32	10	700	82	209	.392	29	83	.349	53	75	.707	15	133	148	88	26	38	10	246	7.7
2021-22	NOP	55	4	735	109	269	.405	21	105	.200	74	93	.796	38	104	142	62	33	46	8	313	5.7
2022-23	NOP	77	21	1,792	247	571	.433	66	218	.303	138	175	.789	48	231	279	189	54	97	14	698	9.1
2023-24	NOP	66	1	1,257	170	367	.463	58	150	.387	68	86	.791	53	187	240	128	49	65	12	466	7.1
TOTALS		**230**	**36**	**4,484**	**608**	**1,416**	**.429**	**174**	**556**	**.313**	**333**	**429**	**.776**	**154**	**655**	**809**	**467**	**162**	**246**	**44**	**1,723**	**7.5**
PER GAME		**--**	**--**	**19.5**	**2.6**	**6.2**	**--**	**0.8**	**2.4**	**--**	**1.4**	**1.9**	**--**	**0.7**	**2.8**	**3.5**	**2.0**	**0.7**	**1.1**	**0.2**	**7.5**	**--**

NAJI MARSHALL - NBA POSTSEASON STATISTICS

SEASON	TEAM	GP	GS	MIN	FG	FGA	FG%	3PM	3PA	3P%	FT	FTA	FT%	OR	DR	TOT	A	ST	TO	BS	PTS	PPG
2021-22	NOP	6	0	56	7	10	.700	0	0	.000	4	4	1.000	3	3	6	5	1	3	1	18	3.0
2023-24	NOP	4	0	84	12	28	.429	6	15	.400	6	6	1.000	3	8	11	5	2	2	2	36	9.0
TOTALS		**10**	**0**	**140**	**19**	**38**	**.500**	**6**	**15**	**.400**	**10**	**10**	**1.000**	**6**	**11**	**17**	**10**	**3**	**5**	**3**	**54**	**5.4**
PER GAME		**--**	**--**	**14.0**	**1.9**	**3.8**	**--**	**0.6**	**1.5**	**--**	**1.0**	**1.0**	**--**	**0.6**	**1.1**	**1.7**	**1.0**	**0.3**	**0.5**	**0.3**	**5.4**	**--**

	REG CAREER HIGHS		POST CAREER HIGHS		2023-24 REG HIGHS		2023-24 POST HIGHS
PTS	**24** at DAL 1/7/23	PTS	**16** vs. OKC 4/29/24	PTS	**19** at PHI 3/8/24	PTS	**16** vs. OKC 4/29/24
FGM	**9** at DAL 1/7/23	FGM	**5** vs. OKC 4/29/24	FGM	**7** at PHI 3/8/24	FGM	**5** vs. OKC 4/29/24
FGA	**19** at WAS 1/9/23	FGA	**9** vs. OKC 4/29/24	FGA	**12** 2 times (@ DAL, 1/13/24)	FGA	**9** vs. OKC 4/29/24
3FGM	**4** 5 times (@ DET, 3/24/24)	3FGM	**4** vs. OKC 4/29/24	3FGM	**4** 3 times (@ DET, 3/24/24)	3FGM	**4** vs. OKC 4/29/24
3FGA	**9** vs. IND 12/26/22	3FGA	**7** vs. OKC 4/29/24	3FGA	**7** at DET 3/24/24	3FGA	**7** vs. OKC 4/29/24
FTM	**8** 3 times (vs. BKN, 1/6/23)	FTM	**4** 2 times (@ OKC, 4/24/24)	FTM	**5** 3 times (@ CLE, 12/21/23)	FTM	**4** at OKC 4/24/24
FTA	**10** 4 times (@ DAL, 1/7/23)	FTA	**4** 2 times (@ OKC, 4/24/24)	FTA	**7** at CLE 12/21/23	FTA	**4** at OKC 4/24/24
OREB	**6** at MEM 5/10/21	OREB	**1** 6 times (vs. OKC, 4/29/24)	OREB	**3** 3 times (@ TOR, 3/5/24)	OREB	**1** 3 times (vs. OKC, 4/29/24)
DREB	**12** at GSW 5/14/21	DREB	**3** at OKC 4/21/24	DREB	**8** at IND 2/28/24	DREB	**3** at OKC 4/21/24
TREB	**13** at GSW 5/14/21	TREB	**4** at OKC 4/21/24	TREB	**9** at UTA 11/27/23	TREB	**4** at OKC 4/21/24
ASTS	**7** 6 times (@ SAS, 12/17/23)	ASTS	**4** at OKC 4/21/24	ASTS	**7** 2 times (@ SAS, 12/17/23)	ASTS	**4** at OKC 4/21/24
STLS	**4** 2 times (@ UTA, 12/15/22)	STLS	**1** 3 times (@ OKC, 4/24/24)	STLS	**3** 3 times (@ BKN, 3/19/24)	STLS	**1** 2 times (@ OKC, 4/24/24)
BLKS	**2** 4 times (@ IND, 2/28/24)	BLKS	**1** 3 times (vs. OKC, 4/29/24)	BLKS	**2** 2 times (@ IND, 2/28/24)	BLKS	**1** 2 times (vs. OKC, 4/29/24)
MINS	**39** at LAC 10/30/22	MINS	**25** at OKC 4/24/24	MINS	**31** at HOU 1/31/24	MINS	**25** at OKC 4/24/24

MARKIEFF MORRIS

14TH SEASON IN THE NBA | 3RD SEASON WITH THE MAVS

HEIGHT 6'9" | WEIGHT 245 | BIRTHDAY 9.2.89

ACQUIRED RE-SIGNED BY DALLAS (9/9/24)

PRIOR TO NBA KANSAS | COUNTRY USA



CAREER NOTES AND TRANSACTIONS

- Selected by Phoenix in the first round (13th overall pick) of the 2011 NBA Draft.
- Signed a contract extension with the Suns (9/29/14).
- Traded by Phoenix to Washington in exchange for DeJuan Blair, Kris Humphries and Washington's 2016 first round draft pick (2/28/16).
- Traded by Washington to New Orleans along with cash and a 2023 second-round pick in exchange for Wesley Johnson (2/7/19).
- Waived by the Pelicans (2/7/19).
- Signed a contract for the remainder of the season with Oklahoma City (2/20/19).
- Signed as a free agent with Detroit (7/6/19).
- Waived by Detroit (2/21/20).
- Signed with the Los Angeles Lakers (2/23/20).
- Re-signed with the Los Angeles Lakers (11/23/20).
- Signed with Miami (8/6/21).
- Signed with Brooklyn (9/7/22).
- Traded by Brooklyn along with Kyrie Irving to Dallas for Spencer Dinwiddie, Dorian Finney-Smith, one first-round pick and two second-round picks (2/6/23).
- Signed by Dallas (9/16/23).

Re-signed with Dallas (9/9/23).

PROFESSIONAL CAPSULE

- Holds career averages of 10.3 points, 4.9 rebounds, 1.5 assists and 23.6 minutes per game in 776 games (379 starts) with Phoenix, Washington, Oklahoma City, Detroit, the L.A. Lakers, Miami, Brooklyn and Dallas.
- NBA champion with the L.A. Lakers (2020).
- Named Western Conference Player of the Week once (4/10/14).

SEASON HIGHLIGHTS

2023-24 (Dallas)

- Averaged 2.5 points, 1.5 rebounds and 8.3 minutes in 26 games (1 start).
- Scored season-high 10 points at POR (12/16/23) to go along with 5 rebounds, 4 assists and 1 steal.
- Tied season high of 5 rebounds at OKC (4/14/24) with 8 points.
- Missed 2 games due to illness (11/3/23 and 1/5/24).

2022-23 (Brooklyn and Dallas)

- Averaged 3.8 points, 2.0 rebounds and 10.1 minutes in 35 games (2 starts).
- Shot a career-high 39.4% (28-71 3FG) from 3-point range and 100% (10-10 FT) from the foul line.
- Scored in double figures three times and posted one double-double.
- Recorded his 49th career double-double with season highs of 15 points (4-7 FG, 1-3 3FG, 6-6 FT) and 11 boards in 32 minutes at IND (12/10/22).
- In eight games (1 start) with DAL, averaged 4.5 points and 1.5 rebounds in 8.8 minutes.

2021-22 (Miami)

- Appeared in 17 games (1 start), averaging 7.6 points, 2.6 rebounds and 1.4 assists in 17.5 minutes.
- Shot 47.4% (54-114 FG) from the field, 33.3% (13-39 3FG) from 3-point range and 88.9% (8-9 FT) from the line.
- Scored in double figures five times, including a season-high 16 points vs. ORL (10/25/21).
- Was sidelined for 30 games (11/10/21-1/8/22) with whiplash after being shoved from behind on a Flagrant 2 foul by Nikola Jokić at DEN (11/8/21)…missed 27 games (1/14-3/11/22) due to return to competition re-conditioning and two games (4/5/22 and 4/10/22) due to a left hip flexor strain

2020-21 (L.A. Lakers)

- Appeared in 61 games (27 starts) and averaged 6.7 points, 4.4 rebounds, and 1.2 assists in 19.7 minutes.
- Scored in double figures on 19 occasions, pulled in double figure rebounds twice and posted two double-doubles.
- Tallied a season-high 17 points to go with a season-high-tying 4 assists and 1 block in 27 minutes at NYK (4/12/21).
- Missed two games (4/13-4/15/21) with a left ankle sprain.

2019-20 (Detroit and L.A. Lakers)

- Appeared in 58 games (17 starts), averaging 9.7 points, 3.8 rebounds, 1.3 assists and 20.5 minutes.
- Shot 44.3% (203-458 FG) from the field, 38.6% (career highs 88-228 3FG) from 3-point range and 77.6% (66-85 FT) from the line.
- Produced 27 double-figure scoring games, including five games with 20+ points…grabbed double-figure rebounds once and recorded one double-double.
- Played in 44 games (16 starts) with the Pistons and averaged 11.0 points, 3.9 rebounds and 1.6 assists in 22.5 minutes.

- Appeared in 14 games (1 start) with the NBA champion Lakers and averaged 5.3 points, 3.2 rebounds and 0.6 assists in 14.2 minutes.
- Connected on a career-high 7 3-pointers en route to scoring a season-high 23 points (8-19 FG, 7-12 3FG) and adding 6 assists vs. CHI (12/21/19).
- Tallied a season-high-tying 23 points (9-14 FG, 3-6 3FG, 2-3 FT) to go with 2 rebounds, 2 steals and 1 block in 22 minutes at BOS (1/15/20).
- Missed a total of 13 games due to injury.

2018-19 (Washington and Oklahoma City)

- Appeared in 58 games (16 starts) and averaged 9.4 points, 4.6 rebounds and 1.4 assists in 21.9 minutes.
- Shot 42.1% (204-484 FG) from the field, 33.5% (68-203 3FG) from 3-point range and 77.2% (71-92 FT) from the line.
- Scored in double figures 29 times, including five games with at least 20 points…pulled in double-figure boards on three occasions and registered two double-doubles.
- Played in 34 games (15 starts) with the Wizards and averaged 11.5 points, 5.1 rebounds and 1.8 assists in 26.0 minutes.
- Appeared in 24 games (1 start) with the Thunder and averaged 6.5 points, 3.8 rebounds, and 0.8 assists in 16.1 minutes.
- Netted a season-high 28 points to go with 9 rebounds, 1 assist, 1 steal and 1 block in 25 minutes at POR (10/22/18).
- Grabbed his 3,000th career rebound vs. NOP (11/24/18).
- Missed a total of 21 games due to injury/illness.

2017-18 (Washington)

- Appeared in 73 games (all starts), averaged 11.5 points, 5.6 rebounds and 1.9 assists in 27.0 minutes.
- Shot 48.0% (330-687 FG) from the field, 36.7% (76-207 3FG) from 3-point range and 82.0% (105-128 FT) from the line.
- Scored in double figures 45 times, including six 20-point outings…collected double-figure rebounds six times and tallied five double-doubles.
- Posted 12 points, a career-high-tying 17 rebounds (career-high 16 DR) and 2 blocks in 32 minutes at MEM (1/5/18).
- Registered a season-best 27 points to go with 4 rebounds and 2 assists in 33 minutes vs. MIN (3/13/18).
- Missed a total of nine games.

2016-17 (Washington)

- Averaged 14.0 points, a career-high 6.5 rebounds, 1.7 assists and 31.2 minutes in 76 games (all starts).
- Shot 83.7% (180-215 FT) from the foul line, marking his highest career FT% (min. 50 FTA)…shot 36.2% (71-196 3FG) from 3-point range and 83.7% (180-215 FT) from the line.
- Finished fourth on the team in scoring (1,063), third in FTM (180) and FTA (215), offensive rebounds (107), defensive rebounds (386), total rebounds (493) and assists (126).
- Scored in double figures on 60 occasions, including 14 games with at least 20 points…grabbed double-figure boards 10 times and posted nine double-doubles.
- Scored his 5,000th career point during a 26-point performance vs. IND (2/10/17).
- Missed five games due to injury/illness.

2015-16 (Phoenix and Washington)

- Appeared in 64 games (45 starts) and averaged 12.0 points, 5.5 rebounds and 1.9 assists in 25.5 minutes.
- Shot 42.5% (305-718 FG) from the field, 30.3% (47-of-155) from 3-point range and 73.5% (108-147 FT) from the line.
- Notched 37 double-figure performances, including five 20-plus-point outings and one 30-point effort…registered two double-doubles.
- Netted a season-high 30 points (13-20 FG) to go with 11 rebounds, 6 assists and 2 blocks in 41 minutes vs. TOR (2/2/16).
- Appeared in 37 games (24 starts) with PHX and averaged 11.6 points, 5.2 rebounds and 2.4 assists in 24.8 minutes.
- Played in 27 games (21 starts) with WAS and averaged 12.4 points (.467 FG, .764 FT), 5.9 rebounds and 1.4 assists in 26.4 minutes.
- Missed a total of six games due to injury/illness.

2014-15 (Phoenix)

- Started all 82 games and averaged a career-best 15.3 points, 6.2 rebounds, a career-high 2.3 assists and a career-high 1.2 steals in a career-high 31.5 minutes per game.
- Shot 46.5% (512-1,100 FG) from the field, 31.8% (57-179 3FG) from 3-point range and 76.3% (177-232 FT) from the line.
- Set then single-season career highs in points (1,258), points per game, FGM and FGA, defensive (396) and total rebounds (506), assists (192), assists per game, steals (101), steals per game, starts, minutes (2,581) and minutes per game.
- Ranked among NBA leaders in FGM (19th) and FGA (19th), minutes (21st), steals (T-28th), points (29th) and defensive rebounds (29th)…led the team in FGM and FGA, defensive and total rebounds, games and starts…ranked second on the team in points, scoring average and minutes and third in FTM, offensive rebounds and steals.
- Led the team in scoring 17 times, steals 20 times, rebounds 18 times, blocks 12 times and assists seven times.
- Scored in double figures on 65 occasions, including 19 contests with at least 20 points and three 30+ point efforts…grabbed double-figure rebounds on 12 occasions and recorded 12 double-doubles…finished with 29 multi-steal games.
- Poured in a career-high 35 points (career-high 15 FG) to go with 7 rebounds in 38 minutes vs. CLE (1/13/15).

2013-14 (Phoenix)

- Appeared in 81 games and averaged 13.8 points, 6.0 rebounds and 1.8 assists in 26.6 minutes.
- Shot 48.6% (411-485 FG) from the field, 31.5% (34-108 3FG) from 3-point range and 79.2% (259-327 FT) from the line.
- Led the NBA in points scored off the bench.
- Had 59 double-digit scoring games off the bench and 11 double-doubles off the bench…ranked second on the Suns in FTM and FTA and finished third in FGM and FGA, FG%, offensive rebounds, defensive rebounds (346), total rebounds (485) and blocks (51)…tallied 18 games with at least 20 points and grabbed double-figure boards on 11 occasions.
- Registered a season-high 28 points (10-13 FG, 1-1 3FG, 7-8 FT) to go with 10 rebounds, 2 assists and a season-high-tying 3 steals in 34 minutes DEN (11/8/13).
- Achieved career highs in FTM (11) and FTA (15) en route producing a 25-point effort at DEN (12/20/13).
- Collected 27 points (8-16 FG, 1-2 3FG, 10-12 FT) and a season-high 15 rebounds (5 OR) in 33 minutes off the bench at CLE (1/26/14)…became the first player since Yao Ming in 2002 to total at least 27 points and 15 boards off the bench.
- Earned Western Conference Player of the Week for the week ending (4/10/14) after averaging 22.8 points, 8.0 rebounds, 2.0 steals and leading the league in FG% (.698).

2012-13 (Phoenix)

- Appeared in all 82 games (32 starts) and averaged 8.2 points, 4.8 rebounds and 1.3 assists in 22.4 minutes.
- Set a single-season career high in blocks (64)…scored in double figures 29 times, including three games with at least 20 points…posted double digit rebounds in five games, including a career-high 17 boards vs. DAL (12/6/12).
- Tallied a season-high 23 points (9-12 FG, 2-2 3FG, 3-4 FT) to go with 3 rebounds and 3 assists in 35 minutes vs. NOP (11/23/12).
- Posted 20 points (8-15 FG, 2-3 3FG, 2-2 FT), 7 rebounds, a career-high-tying 5 steals and a career-best 6 blocks in 36 minutes vs. HOU (4/15/13).

2011-12 (Phoenix)

- Appeared in all 63 games (7 starts) in his rookie campaign and averaged 7.4 points, 4.4 rebounds, 1.0 assists and 0.7 blocks in 19.5 minutes.
- Shot 34.7% (43-124 3FG) from deep and 71.7% (76-106 FT) from the line.
- Ranked among NBA rookie leaders in blocks per game (T-6th), 3FG% (7th), rebounding (9th) and scoring (15th).
- Scored in double figures 22 times, including 20+ points on three occasions…grabbed double-figure rebounds twice and registered his first career double-double.
- Made his NBA debut in the season opener vs. NOP (12/26/11), totaling 7 points, 9 rebounds, 2 assists, 2 steals and 2 blocks.
- Made his first NBA start at NYK (1/18/12).
- Produced 21 points (8-16 FG, 2-4 3FG, 3-4 FT), 6 rebounds, a season-high-tying 4 steals and 2 blocks in 29 minutes at DEN (2/14/12).
- Registered a season-high 22 points to go with 5 rebounds in 26 minutes at CLE (3/25/12).

PLAYOFF CAPSULE

- Has appeared in 51 career postseason games (22 starts) with Washington, Oklahoma City, the L.A. Lakers, Miami and Dallas…has averaged 7.3 points, 4.2 rebounds and 1.2 assists in 20.6 minutes…has shot 41.8% (135-323 FG) from the field, 36.8% (49-133 3FG) from 3-point range and 80.0% (52-65 FT) from the line.
- **2024 (DAL):** Played in one game in the Mavs' run to the NBA Finals vs. BOS (6/14/24) and scored 3 points with 4 rebounds in the contest.
- **2022 (MIA)**: Saw action in just one game (Game 4 of the Eastern Conference Semifinals vs. PHI 5/8/22)…did not appear in the First Round vs. ATL or the Eastern Conference Finals vs. BOS.
- **2021 (LAL)**: Played in four games (1 start) in the First Round vs. PHX and averaged 2.3 points, 1.0 rebounds and 0.8 assists in 9.5 minutes.
- **2020 (LAL)**: Appeared in all 21 games (two starts) for the NBA champion Lakers and averaged 5.9 points, 3.0 rebounds and 1.0 assists in 18.4 minutes…shot 44.9% (44-98 FG) from the field, 42.0% (29-69 3FG) from 3-point range and 77.8% (7-9 FT) from the line…set postseason career highs in 3FG%, games played and minutes (385)…ranked among NBA postseason leaders in 3FG% (26th)…led the team in 3FG%…saw action as a reserve in all five games of the First Round vs. POR and averaged 3.8 points, 3.8 rebounds and 1.0 assists in 17.6 minutes…appeared in all five games (2 starts) of the Western Conference Semifinals vs. HOU and averaged 8.6 points, 3.2 rebounds and 1.0 assists in 20.5 minutes…came off the bench in all five games of the Western Conference Finals vs. DEN and averaged 3.4 points, 1.8 rebounds and 0.6 assists in 13.5 minutes…came off the bench in all six games of the NBA Finals vs. MIA and averaged 7.5 points, 3.3 rebounds and 1.2 assists in 21.3 minutes…tallied a 2020 postseason-high 19 points (6-13 FG, 5-11 3FG, 2-3 FT) to go with 6 rebounds and 2 assists in Game 3 vs. MIA (10/4/20).
- **2019 (OKC)**: Saw action in all five games of the First Round series vs. POR and averaged 3.8 points, 2.6 rebounds and 1.0 assists in 11.8 minutes.
- **2018 (WAS)**: Appeared in six games (all starts) in the First Round series vs. TOR and averaged 9.8 points, 7.5 rebounds, 1.7 assists in 30.2 minutes…ranked among postseason leaders in FG% (22nd), rebounding (T-24th) and blocks per game (T-27th)…tallied a postseason career-high 22 points (9-15 FG, 1-4 3FG, 3-3 FT) to go with 11 rebounds and 6 assists in Game 1 at TOR (4/14/18)…registered 12 points and a postseason career-high 15 rebounds in Game 6 vs. TOR (4/27/18).
- **2017 (WAS)**: Played in and started in all 13 games and averaged a postseason career-high 12.1 points, 6.4 rebounds, 1.7 assists, 1.3 blocks and 0.9 steals in 28.7 minutes…shot a team-high 36.8% (14-38 3FG) from 3-point range and 80.6% (25-31 FT) from the line…set postseason career highs in points (157), points per game, FGM (59) and FGA (145), FTM (25) and FTA (31), offensive rebounds (18), defensive rebounds (65), total rebounds (83), assists (22), steals (12), blocks (17) and starts…ranked among postseason leaders in blocks per game (12th), rebounding (33rd) and FT% (35th)…scored in double figures seven times, including double-digit scoring performances in five of the seven games in the Eastern Conference Semifinals vs. BOS…posted three double-doubles, including a 16-point, 11-rebound performance in Game 6 vs. BOS (5/12/17) followed up by an 18-point 10-rebound showing in Game 7 (5/15/17)…in his first career postseason appearance, poured in a postseason-high 21 points to go with 7 rebounds, 4 blocks, 2 assists and a steal in the Game 1 win over ATL (4/16/17).

COLLEGE CAPSULE

- Appeared in 109 games (43 starts) for the University of Kansas and helped lead the Jayhawks to a 95-14 record over his three collegiate seasons before entering the 2011 NBA Draft…averaged 8.5 points, 6.1 rebounds and 1.2 assists in 19.3 minutes…shot 55.3% (341-617 FG) from the field, including 40.4% (38-94 3FG) from 3-point range…finished his career ranked 17th on the Jayhawks all-time blocks list and 18th on the all-time rebounding list…named to the 2010-11 All-Big 12 Second Team and the 2011 All-Big 12 Tournament First Team.
- **2010-11**: As a junior, appeared in all 38 games (34 starts) and averaged 13.6 points, 8.3 rebounds, 1.4 assists, and 1.1 blocks in 24.4 minutes…shot 58.9% (195-331 FG) from the field and 42.4% (25-59 3FG) from 3-point range…named to the All-Big 12 Second Team…ranked 12th nationally in FG%…led the conference in field goal percentage (.589), total rebounds (316) rebounds per game (8.3), defensive rebounds (213) and defensive rating (88.1)…led the Jayhawks in 3FG% (.424, min. 10 3FGA), offensive rebounds (103), defensive rebounds, total rebounds and blocks (43)…ranked second on the team in points (518), FGM (195) and FGA (331) and FTM (103) and FTA (153)…scored in double figures 31 times, including six performances with at least 20 points…finished with double-figure boards on 15 occasions and recorded 13 double-doubles (9th-best mark in program history)…achieved career highs in both points and rebounds in a 26-point, 15-rebound performance vs. Colorado (2/19/11).
- **2009-10**: Appeared in all 36 games (2 starts) as a sophomore while averaging 6.8 points, 5.3 rebounds and 1.1 assists in 17.6 minutes…shot 55.6% (86-152 FG) from the field and 52.6% (10-19 3FG) from 3-point range…led the team in 3FG% (.526)…finished second on the team in defensive rebounds (128) and blocks (35)…scored in double figures eight times, grabbed double-figure rebounds twice and posted one double-double…scored a season-high 19 points to go with 6 rebounds and 2 steals in a win at UCLA (12/6/09)…earned his first career double-double with a 12-point, 12-rebound performance in a win over La Salle (12/12/09).
- **2008-09**: Played in all 35 games (7 starts) as a freshman and averaged 4.6 points, 4.4 rebounds and 1.0 assists in 15.6 minutes…ranked third in rebounding among conference freshmen…ranked second on the team in defensive rebounds (104) and blocks (25).

PERSONAL CAPSULE

- Is a native of Philadelphia…is the son of Thomasine "Angel" Morris…he and his wife, Thereza, have one daughter, Jyzelie…has four brothers (Donte, Blake, David and twin brother Marcus)…is seven minutes older than his twin brother Marcus who plays for the Clippers…goes by the nickname "Keef" which was given to him by his late grandmother, Shirley, with whom he shared a special bond.
- Played football through 10th grade but switched to basketball when his mom told him he was too tall for football.
- Modeled his style of play after Rasheed Wallace…enjoys playing video games, with his favorite game being Madden…favorite NFL team is the Dallas Cowboys.
- Favorite charity to work with is Helping Hands For Single Moms…wears size 15 sneakers.
- On X as @Keefmorris

MARKIEFF MORRIS - NBA REGULAR SEASON STATISTICS

SEASON	TEAM	GP	GS	MIN	FG	FGA	FG%	3PM	3PA	3P%	FT	FTA	FT%	OR	DR	TOT	A	ST	TO	BS	PTS	PPG
2011-12	PHX	63	7	1,227	174	436	.399	43	124	.347	76	106	.717	69	210	279	65	41	70	42	467	7.4
2012-13	PHX	82	32	1,837	266	653	.407	45	134	.336	93	127	.732	131	265	396	108	77	104	64	670	8.2
2013-14	PHX	81	0	2,153	411	845	.486	34	108	.315	259	327	.792	139	346	485	144	68	147	51	1,115	13.8
2014-15	PHX	82	82	2,581	512	1,100	.465	57	179	.318	177	232	.763	110	396	506	192	101	170	39	1,258	15.3
2015-16	PHX	37	24	917	171	431	.397	22	76	.289	66	92	.717	43	151	194	87	33	90	17	430	11.6
Went from **PHX** to **WAS**.																						
2015-16	WAS	27	21	712	134	287	.467	25	79	.316	42	55	.764	30	128	158	37	25	45	17	335	12.4
2015-16	TOT	64	45	1,628	305	718	.425	47	155	.303	108	147	.735	73	279	352	124	58	135	34	765	12.0
2016-17	WAS	76	76	2,374	406	889	.457	71	196	.362	180	215	.837	107	386	493	126	82	129	42	1,063	14.0
2017-18	WAS	73	73	1,968	330	687	.480	76	207	.367	105	128	.820	75	334	409	142	56	127	38	841	11.5
2018-19	WAS	34	15	883	143	328	.436	48	144	.333	57	73	.781	41	133	174	60	25	47	20	391	11.5
Went from **WAS** to **OKC**.																						
2018-19	OKC	24	1	387	61	156	.391	20	59	.339	14	19	.737	20	71	91	19	11	7	2	156	6.5
2018-19	TOT	58	16	1,270	204	484	.421	68	203	.335	71	92	.772	61	204	265	79	36	54	22	547	9.4
2019-20	DET	44	16	988	175	389	.450	75	189	.397	61	79	.772	24	149	173	69	26	70	11	486	11.0
Went from **DET** to **LAL**.																						
2019-20	LAL	14	1	199	28	69	.406	13	39	.333	5	6	.833	16	29	45	8	5	6	6	74	5.3
2019-20	TOT	58	17	1,187	203	458	.443	88	228	.386	66	85	.776	40	178	218	77	31	76	17	560	9.7
2020-21	LAL	61	27	1,200	153	378	.405	65	209	.311	36	50	.720	48	218	266	73	22	54	19	407	6.7
2021-22	MIA	17	1	298	54	114	.474	13	39	.333	8	9	.889	17	28	45	23	6	20	1	129	7.6
2022-23	BKN	27	1	285	33	82	.402	20	49	.408	10	10	1.000	13	46	59	25	8	14	5	96	3.6
Went from **BKN** to **DAL**.																						
2022-23	DAL	8	1	70	14	33	.424	8	22	.364	0	0	.000	0	12	12	6	1	4	0	36	4.5
2022-23	TOT	35	2	354	47	115	.409	28	71	.394	10	10	1.000	13	58	71	31	9	18	5	132	3.8
2023-24	DAL	26	1	216	23	68	.338	15	42	.357	5	6	.833	4	35	39	16	5	12	3	66	2.5
TOTALS		**776**	**379**	**18,297**	**3,088**	**6,945**	**.445**	**650**	**1,895**	**.343**	**1,194**	**1,534**	**.778**	**887**	**2,937**	**3,824**	**1,200**	**592**	**1,116**	**377**	**8,020**	**10.3**
PER GAME		**--**	**--**	**23.6**	**4.0**	**8.9**	**--**	**0.8**	**2.4**	**--**	**1.5**	**2.0**	**--**	**1.1**	**3.8**	**4.9**	**1.5**	**0.8**	**1.4**	**0.5**	**10.3**	**--**

MARKIEFF MORRIS - NBA POSTSEASON STATISTICS

SEASON	TEAM	GP	GS	MIN	FG	FGA	FG%	3PM	3PA	3P%	FT	FTA	FT%	OR	DR	TOT	A	ST	TO	BS	PTS	PPG
2016-17	WAS	13	13	373	59	145	.407	14	38	.368	25	31	.806	18	65	83	22	12	21	17	157	12.1
2017-18	WAS	6	6	181	24	49	.490	2	12	.167	9	10	.900	14	31	45	10	4	6	5	59	9.8
2018-19	OKC	5	0	59	5	16	.313	2	7	.286	7	9	.778	4	9	13	5	1	2	3	19	3.8
2019-20	LAL	21	2	385	44	98	.449	29	69	.420	7	9	.778	12	52	64	20	6	17	3	124	5.9
2020-21	LAL	4	1	38	2	9	.222	1	4	.250	4	6	.667	4	0	4	3	0	2	1	9	2.3
2021-22	MIA	1	0	3	0	1	.000	0	0	.000	0	0	.000	0	1	1	0	0	1	0	0	0.0
2023-24	DAL	1	0	12	1	5	.200	1	3	.333	0	0	.000	0	4	4	0	0	1	0	3	3.0
TOTALS		**51**	**22**	**1,052**	**135**	**323**	**.418**	**49**	**133**	**.368**	**52**	**65**	**.800**	**52**	**162**	**214**	**60**	**23**	**50**	**29**	**371**	**7.3**
PER GAME		**--**	**--**	**20.6**	**2.6**	**6.3**	**--**	**1.0**	**2.6**	**--**	**1.0**	**1.3**	**--**	**1.0**	**3.2**	**4.2**	**1.2**	**0.5**	**1.0**	**0.6**	**7.3**	**--**

	REG CAREER HIGHS
PTS	**35** vs. CLE 1/13/15
FGM	**15** vs. CLE 1/13/15
FGA	**26** vs. OKC 2/26/15
3FGM	**7** vs. CHI 12/21/19
3FGA	**12** vs. CHI 12/21/19
FTM	**11** at DEN 12/20/13
FTA	**15** at DEN 12/20/13
OREB	**9** vs. BKN 3/24/13
DREB	**16** at MEM 1/5/18
TREB	**17** 2 times (@ MEM, 1/5/18)
ASTS	**8** 2 times (vs. CHA, 2/23/18)
STLS	**5** 3 times (vs. ATL, 3/13/15)
BLKS	**6** vs. HOU 4/15/13
MINS	**44** vs. SAC 11/28/16

	POST CAREER HIGHS
PTS	**22** at TOR 4/14/18
FGM	**9** at TOR 4/14/18
FGA	**19** vs. ATL 4/16/17
3FGM	**5** at MIA 10/4/20
3FGA	**11** at MIA 10/4/20
FTM	**4** 4 times (@ POR, 4/16/19)
FTA	**5** vs. BOS 5/12/17
OREB	**7** vs. TOR 4/27/18
DREB	**9** 2 times (@ TOR, 4/14/18)
TREB	**15** vs. TOR 4/27/18
ASTS	**6** at TOR 4/14/18
STLS	**3** vs. BOS 5/7/17
BLKS	**4** vs. ATL 4/16/17
MINS	**42** at BOS 5/15/17

	2023-24 REG HIGHS
PTS	**10** at POR 12/16/23
FGM	**4** at POR 12/16/23
FGA	**9** at POR 12/16/23
3FGM	**2** 5 times (@ OKC, 4/14/24)
3FGA	**5** at POR 12/16/23
FTM	**2** 2 times (@ OKC, 4/14/24)
FTA	**2** 3 times (@ OKC, 4/14/24)
OREB	**2** vs. MEM 12/1/23
DREB	**5** 2 times (@ OKC, 4/14/24)
TREB	**5** 2 times (@ OKC, 4/14/24)
ASTS	**4** at POR 12/16/23
STLS	**2** at MEM 12/11/23
BLKS	**1** 3 times (@ OKC, 4/14/24)
MINS	**24** at OKC 4/14/24

	2023-24 POST HIGHS
PTS	**3** vs. BOS 6/14/24
FGM	**1** vs. BOS 6/14/24
FGA	**5** vs. BOS 6/14/24
3FGM	**1** vs. BOS 6/14/24
3FGA	**3** vs. BOS 6/14/24
FTM	--
FTA	--
OREB	--
DREB	**4** vs. BOS 6/14/24
TREB	**4** vs. BOS 6/14/24
ASTS	--
STLS	--
BLKS	--
MINS	**12** vs. BOS 6/14/24

DWIGHT POWELL



11TH SEASON IN THE NBA | 11TH SEASON WITH THE MAVS

HEIGHT 6'10" | WEIGHT 240 | BIRTHDAY 7.20.91

ACQUIRED RE-SIGNED WITH DALLAS (7/9/23)

PRIOR TO NBA STANFORD | COUNTRY CANADA

CAREER TRANSACTIONS

- Selected by Charlotte in the second round (45th overall pick) of the 2014 NBA Draft.
- Draft rights traded by Charlotte with Brendan Haywood to Cleveland in exchange for Scotty Hopson and cash considerations (7/12/14).
- Signed by Cleveland (8/23/14).
- Traded by Cleveland with Malcolm Thomas, Erik Murphy, John Lucas III, two future second-round draft picks and a trade exception to Boston in exchange for Keith Bogans and two future Sacramento conditional second-round picks (9/25/14).
- Traded by Boston with Rajon Rondo to Dallas in exchange for Brandan Wright, Jae Crowder, Jameer Nelson, a 2015 first-round pick and a 2016 second-round pick (12/18/14).
- Signed by Dallas (7/8/16).
- Signed to a contract extension by Dallas (7/6/19).
- Re-signed multi-year contract with Dallas (7/9/23).

CAREER HIGHLIGHTS

- Holds career averages of 7.1 points, 4.4 rebounds, 1.0 assists and 18.5 minutes in 650 games (251 starts) with Boston and Dallas.
- Has shot 60.2% (1,720-2,855 FG) from the field and 73.9% (1,078-1,459 FT) from the FT line.
- Led the NBA in offensive rating in three seasons (2017-18, 2018-19, 2021-22).
- Is the Mavericks' all-time leader in career games shooting 100% from the field (118).
- Set a new career high in FG% in eight of his first nine seasons (from .463 FG% as a rookie in 2014-15 to .732 FG% in 2022-23).
- Ranks third in Mavericks franchise history in career FG% (.602) (min. 500 FGA), behind Tyson Chandler (.660) and Brandan Wright (.644), while ranking 5th in team history in games played (645).
- Made a career-high 18 consecutive FG over the final four games in 2021-22.
- Has led Dallas in dunks three times (2016-17, 2017-18, 2021-22) and finished in the top two on the team in slams in eight of the last nine seasons (2015-23).
- Played for the World Team in the Rising Stars Challenge during All-Star 2016 in his native Toronto and recorded a double-double with 12 points and a game-high 11 rebounds.

SEASON HIGHLIGHTS

2023-24 (Dallas)

- Averaged 3.3 points, 3.4 rebounds, 1.3 assists and 13.3 minutes in 63 games (9 starts).
- Converted from behind the arc vs. BKN (10/27/23), his first 3-pointer made since 2021-22.
- Tied a career-high with 4 blocks at MEM (10/30/23), the third time in his career he has had 4 blocks in a game (vs. SAC, 3/26/19; at CLE, 5/9/21).
- Scored season-high 14 points vs. SAS (12/23/23) with 4 rebounds, 1 assist, 1 steal and 1 block.
- Grabbed season-high 14 rebounds at MIN (12/28/23) in a double-double effort with 12 points, 6 assists, 2 steals and 1 block.
- Tied career-high 8 assists vs. NOP (1/13/24) and also posted 9 rebounds, 3 steals and 5 points.
- Passed J.J. Barea for 5th on the Mavs all-time list for games played (637) at UTA (3/25/24).
- Missed three games due to a left eye corneal abrasion (1/24 - 1/27/24).

2022-23 (Dallas)

- Averaged 6.7 points, 4.1 rebounds and 19.2 minutes in 76 games (64 starts).
- Shot a career-high 73.2% (197-269 FG) from the field, finishing with the highest FG% by a player with 200+ FGA in 2022-23 (failed to qualify among the league leaders in FG% because he did not meet the min. of 300+ FGM).
- Recorded 17 double-figure scoring games, including two games with 20+ points…and registered two games with 10+ rebounds and one double-double.
- Recorded his 20th career 20-point effort with a season-high 22 points (8-12 FG, 6-7 FT) along with 9 rebounds, 1 assist, 1 steal and 1 block in 34 minutes vs. WAS (1/24/23).
- Notched his first double-double of the season (21st career) with 12 points (4-5 FG, 4-5 FT) and a career-high 16 rebounds (career-high 8 OR) in 28 minutes at UTA (2/6/23).
- Registered a season-high-tying 22 points (8-8 FG, 6-7 FT) to go with 8 rebounds and 2 assists in 29 minutes at SAS (3/15/23).
- Moved into a tie with Bradley for ninth place on the Mavericks' all-time games played list with his 582nd appearance with the franchise vs. CHI (4/7/23).
- Recorded four DNP-CDs…missed two games due to a left thigh contusion (12/17-12/19/22).

2021-22 (Dallas)

- Played in all 82 games (career-high 69 starts) for the first time in his career less than two full seasons removed from suffering a torn right Achilles tendon, finishing as one of five players to accomplish the feat in 2022-23 (Bey, Looney, Bridges, Avdija)…averaged 8.7 points, 4.9 rebounds and 1.2 assists in 21.9 minutes.
- Shot 67.1% (269-401 FG) from the field, throwing down a career-high (team-high) 108 dunks…also shot a career-high 35.1% (13-37 3FG) from 3-point range and a career-best 78.3% (166-212 FT) from the FT line.
- Led the NBA in offensive rating (142.37).
- As a starter, averaged 9.3 points, 5.2 rebounds and 1.3 assists in 23.1 minutes…started DAL's first 16 and final 32 games.
- After Christmas (12/27/21-4/10/22), averaged 10.5 points on 70.9% (197-278 FG) shooting from the field and 80.0% (128-160 FT) shooting from the foul line (DAL went 37-13 in those games).
- Over the final 23 games (2/25-4/10/22), averaged 12.3 points (.707 FG, .843 FT), 6.3 rebounds and 1.3 assists in 25.4 minutes (DAL went 17-6).

- Recorded two double-doubles, both of which were 20-point/10-rebound efforts (2-0 record)…posted one game with 25+ points (1-0 record), five games with 20+ points (4-1 record), 11 games with 15+ points (10-1 record) and 34 games with 10+ points (28-6 record)...recorded three games with 10+ rebounds and 22 games with 7+ boards (17-5 record).
- Tallied a career-high-tying 26 points (9-11 FG, 8-9 FT) to go with 12 rebounds (6 OR), 3 assists and 2 blocks in 32 minutes at HOU (3/11/22)…had 22 points and 10 boards in the first half alone, becoming the ninth Maverick over the last 25 years (since 1996-97) to post a 20-point, 10-rebound half (Nowitzki, Porzingis, Dončić, Marjanović, Walker, Finley, Bradley, Gatling)…also became the fifth Maverick over the last 25 years to accomplish the feat in the opening half (Nowitzki, Porzingis, Dončić, Finley)…finished the season as one of 10 NBA players to produce a 20-point, 10-rebound half (James, Antetokounmpo, Jokić, Embiid, Durant, Harden, Wood, Nurkić, Porzingis).
- Registered 22 points (8-10 FG, 6-6 FT), a season-high 13 rebounds, 1 steal and 1 block in 31 minutes at MIL (4/3/22).
- Made a career-record 18 consecutive FG over the final four games of the season (last 4 FG at MIL 4/3/22, 3-3 FG at DET 4/6/22, 7-7 FG vs. POR 4/8/22, first 4 vs. SAS 4/10/22), surpassing the previous team record of 14, which he tied twice himself.

2020-21 (Dallas)

- Averaged 5.9 points, 4.0 rebounds and 16.6 minutes in 58 games (19 starts) while shooting 61.9% (120-194 FG) from the field and 78.2% (97-124 FT) from the FT line.
- Had one double-double…recorded 12 games with 10+ points (10-2 record), including one game with 20+ points...posted 14 games with 7+ rebounds (12-2 record), including three games with 10+ boards (3-0 record).
- Netted a season-high 25 points (11-12 FG, 3-3 FT), including 21 in second half (12 in 4th quarter), to go with 9 rebounds in 28 minutes vs. LAL (4/24/21)…it was his second career game shooting 91.7% from the floor (11-12 FG at WAS 3/6/19), which is tied for the second-highest FG% by a Maverick in a game (min. 10 FGA) (Wright, 10-10, 1.000, at LAL 4/4/14; Rolando Blackman, 11-12, .917, vs. CHI 11/24/82).
- Missed eight games due to health and safety protocols (1/13-1/25/21) and one game due to illness (3/15/21).

2019-20 (Dallas)

- In 40 games (37 starts), averaged 9.4 points, 5.7 rebounds and 1.5 assists in 26.5 minutes while shooting 63.8% (146-229 FG) from the field.
- Recorded 17 games with 10+ points and three games with 10+ rebounds.
- Totaled a season-high 24 points (9-9 FG, 2-2 3FG, 4-5 FT) to go with 5 rebounds, 4 assists and 2 blocks vs. MIN (12/4/19).
- Had 19 points and a season-high 12 rebounds vs. PHI (1/11/20).
- Tallied 21 points (9-9 FG, 1-1 3FG, 2-2 FT) and 6 rebounds at GSW (1/14/20).
- Underwent season-ending surgery to repair a ruptured right Achilles tendon (1/27/20) after sustaining the injury in the first quarter vs. LAC (1/21/20).

2018-19 (Dallas)

- Averaged a career-high 10.6 points, 5.3 rebounds, a career-high 1.5 assists and 21.6 minutes in 77 games (22 starts)...shot 59.8% (219-366 FG) from the field and 77.2% (196-254 FT) from the FT line while knocking down a career-high 39 3-pointers (39-127 3FG).
- Led the NBA in offensive rating (134.65).
- After All-Star break, averaged 14.8 points, 7.5 rebounds, 2.5 assists and 30.7 minutes in 24 games (22 starts) while shooting 62.1% (126-203 FG) from the field, 39.6% (21-53 3FG) from 3-point range and 79.6% (82-103 FT) from the FT line.
- Notched a career-high six double-doubles, including two 20-point/10-rebound efforts...had seven games with 20+ points (all after All-Star break), including two games with 25+ points...recorded seven games with 10+ rebounds (5 after All-Star break).
- Reached 2,000 career points with an alley-oop dunk (assist from Dončić) at the 9:00-mark of the second quarter at MIN (1/11/19).
- Posted a career-high 26 points, including 10 in fourth quarter, to go with 10 rebounds in 36 minutes at WAS (3/6/19)...made his first 10 shots and finished 11-of-12 (.917) from the floor.
- Scored 20+ points four times in a seven-game stretch (2/22-3/6/19) immediately following All-Star break, after not reaching 20 in each of his 53 games on the season (and scoring 20+ points 4 times in his first 4 seasons combined).
- Scored 10+ points in a career-high eight consecutive games (2/22-3/8/19), averaging 17.5 points, 7.1 rebounds, 3.3 assists 1.0 steals and 32.8 minutes while shooting 66.2% (51-77 FG) from the field and 55.0% (11-20 3FG) from 3-point range.
- Scored 10+ points in 24 of his final 29 games (2/6-4/10/19), averaging 14.1 points, 7.4 rebounds, 2.3 assists and 29.8 minutes while shooting 61.5% (142-231 FG) from the field, 40.3% (25-62 3FG) from 3-point range and 80.6% (100-124 FT) from the stripe.
- Missed three games due to left knee effusion (11/19-24/18) and one game due to load management/right hand (4/5/19).

2017-18 (Dallas)

- Averaged 8.5 points, 5.6 rebounds, 1.2 assists, 0.9 steals and 21.2 minutes in 79 games (24 starts) while shooting 59.3% (255-430 FG) from the field, 33.3% (28-84 3FG) from 3-point range and 71.9% (133-185 FT) from the FT line.
- Led the NBA in offensive rating (128.86).
- As a starter, averaged 11.3 points, 7.5 rebounds, 1.7 assists and 26.4 minutes while shooting 61.3% (100-163 FG) from the floor, 43.3% (13-30 3FG) from deep and 72.2% (57-79 FT) from the line (started 24 games after starting 5 in his first three seasons combined).
- Posted five double-doubles after having five in his previous three seasons combined...recorded three 20-point efforts, 12 games with 15+ points and 30 games with 10+ points...had 11 games with 10+ rebounds.
- Went 6-for-6 (1.000) from 3-point range over a five-game span (3/11-20/18).
- Missed two games due to left knee bursitis (3/27/18, 4/4/18).

2016-17 (Dallas)

- Averaged 6.7 points, 4.0 rebounds, 0.8 steals and 17.3 minutes in 77 games (3 starts) while shooting 51.5% (194-377 FG) from the field, 28.4% (21-74 3FG) from 3-point range and 75.9% (107-141 FT) from the FT line.
- Had two double-doubles...recorded one game with 20+ points, three games with 15+ points and 24 games with 10+ points...posted two games with 10+ rebounds...tallied seven games with 3+ steals (5-2 record).
- Scored 15+ points in consecutive games for the first time in his career after he went for 17 points (7-11 FG, 3-4 FT) and 7 rebounds vs. CHI (12/3/16) and 15 points (7-11 FG, 1-3 FT) and 7 boards vs. CHA (12/5/16).

2015-16 (Dallas)

- Averaged 5.8 points, 4.0 rebounds and 14.4 minutes in 69 games (2 starts) while shooting 49.3% (146-296 FG) from the floor and 73.9% (105-142 FT) from the FT line.
- Produced three double-doubles...recorded 18 double-figure scoring efforts, including nine in DAL's first 14 games...had three games with 10+ rebounds.
- Posted his first career double-double with 10 points, 10 rebounds, 3 assists and 2 steals in 26 minutes vs. TOR (11/3/15).
- In first career start, netted a season-high 16 points (8-13 FG), including 10 on 5-5 FG in fourth quarter, to go with 7 rebounds and 2 steals in 30 minutes at DEN (3/28/16).
- Selected to play for the World Team in the 2016 BBVA Compass Rising Stars Challenge at All-Star Weekend (Toronto) and recorded a double-double with 12 points (6-9 FG), game-high 11 rebounds, 2 assists and 2 steals in 16 minutes.

2014-15 (Boston and Dallas)

- As a rookie, averaged 3.1 points, 1.7 rebounds and 8.1 minutes in 29 games while shooting 46.3% (31-67 FG) from the field and 75.8% (25-33 FT) from the FT line.
- In 24 games with DAL, averaged 3.4 points and 2.0 rebounds in 9.5 minutes while recording two games with 10+ points.
- Appeared in 12 games (all starts) for the G League affiliates of the Celtics and Mavericks (4 for Maine, 8 for Texas), averaging a combined 26.0 points, 9.8 rebounds, 2.7 assists and 1.1 blocks in 35.8 minutes.
- Made NBA debut with BOS vs. CLE (11/14/14).

PLAYOFF CAPSULE

- Holds career playoff averages of 2.4 points, 2.0 rebounds and 9.4 minutes in 44 games (18 starts).
- **2024 (DAL):** Played in 13 games for Dallas on the run to the NBA Finals and averaged 0.5 points and 0.9 rebounds in 3.4 minutes per game.
- **2022 (DAL):** Started all 18 games for the Mavericks in their run to the Western Conference Finals and averaged 3.2 points and 2.6 rebounds in 13.8 minutes...recorded 2022 postseason highs of 11 points (3-3 FG, 5-8 FT) and 7 rebounds in Game 4 at UTA (4/23/22).
- **2021 (DAL):** Averaged 2.7 points, 1.9 rebounds, 0.9 assists and 7.4 minutes in seven first-round games vs. LAC.
- **2020 (DAL):** Did not play in first-round series vs. LAC due to injury (right Achilles).
- **2016 (DAL):** Averaged playoff career highs of 6.0 points, 4.3 rebounds, 1.0 assists and 16.0 minutes in four first-round games vs. OKC...registered playoff career highs of 16 points (6-7 FG, 4-6 FT), 9 rebounds, 3 assists and 28 minutes in Game 5 at OKC (4/25/16).
- **2015 (DAL):** Appeared in two first-round games vs. HOU and logged a total of 3 minutes...made playoff debut in Game 2 at HOU (4/21/15) and played 2 minutes.

INTERNATIONAL CAPSULE (Canadian National Team)

- **Summer 2024:** Competed for Canada in the 2024 Summer Olympics in Paris...averaged 6.5 points, 5.8 rebounds, 1.0 assists, 1.5 steals and 22.5 minutes in 4 games...Canada lost to France in the quarter-finals for a 5th place finish.
- **Summer 2023:** Helped the Canadian national team win its first FIBA World Cup medal after defeating Team USA in the bronze medal game...in eight games, averaged 5.1 points, 4.4 rebounds and 1.1 assists.
- **Summer 2022:** Played for the Canadian national team at the 2023 FIBA World Cup Qualifiers and averaged 10.0 points, 6.8 rebounds and 1.3 assists in four games.
- **Summer 2021:** Competed with the Canadian national team in one of four FIBA Olympic Qualifying tournaments...in three games, averaged 10.0 points, 6.3 rebounds, 2.0 assists and 23.7 minutes.
- **Summer 2019:** Played in two games for the Canadian national team at the FIBA Basketball World Cup Americas Qualifiers and averaged 10.0 points and 6.0 rebounds in 17.5 minutes.
- **Summer 2015:** In four Marchand Cup games (Puerto Rico), averaged 8.3 points and 5.3 rebounds for the Canadian national team that won gold...in nine games at the 2015 FIBA Americas Championship (Mexico), averaged 4.7 points and 3.1 rebounds as Team Canada won bronze.
- **Summer 2014:** Played for the Canadian national team.
- **Summer 2013:** Represented Canada in the World University Games (Russia).
- **Summer 2009:** Played for Team Canada at the Adidas Nations Tournament (Texas).

COLLEGE CAPSULE

- Played four years at Stanford, averaging 10.8 points, 6.3 rebounds, 1.8 assists, 0.9 steals, 0.9 blocks and 26.2 minutes in 136 games (107 starts)...earned All-Pac-12 First Team honors his junior and senior seasons…Pac-12 Most Improved Player (2012-13)…NIT champion (2012)…Pac-10 All-Freshman Team (2020-11).
- **2013-14:** In 36 starts, averaged 14.0 points, 6.9 rebounds and career highs of 3.1 assists, 1.3 steals and 32.4 minutes...NCAA All-South Regional Team selection…led team in assists (112) and steals (47).
- **2012-13:** In 34 starts, averaged a career-high (team-high) 14.9 points, a career-best 8.4 rebounds, 2.1 assists and a career-high 1.1 blocks in 30.4 minutes while setting career highs for FG% (.467, 179-383 FG), 3FG% (.455, 15-33 3FG) and FT% (.796, 133-167 FT)...led the team in scoring 13 times…Pac-12 All-Academic Second Team honoree.
- **2011-12:** Averaged 5.8 points (.453 FG%, .705 FT%), 4.6 rebounds and 17.5 minutes in 35 games (11 starts)...during five-game NIT title run, averaged 8.8 points and 5.8 rebounds.
- **2010-11:** Averaged 8.1 points, 5.2 rebounds and 24.4 minutes in 31 games (26 starts) while shooting 47.1% from the field and 68.3% from the line...his 26 starts were third-most all-time among Stanford freshmen.

PERSONAL CAPSULE

- Son of Harlan Powell and Jacqueline Weir...originally from Toronto and moved from Canada to Bradenton, Florida, where he prepped at IMG Academy for three years.
- Majored in science, technology and society at Stanford....Pac-12 Scholar-Athlete of the Year as a senior (2013-14) and Pac-12 All-Academic honorable mention as a junior (2012-13).
- Named a finalist for the NBA's Twyman-Stokes Teammate of the Year award in 2023-24.
- Honored as a recipient of the NBA Cares 2019-20 End-of-Season Community Assist Award...also named one of the 10 finalists for the season-long Community Assist Award in 2018-19 and 2022-23.
- Received the NBA Cares Community Assist Award for October 2018 in recognition of his efforts to support families battling cancer in the Dallas-Fort Worth area.
- Joined Mark Cuban, teammate Luka Dončić and the Dallas Mavericks Foundation to make a donation to healthcare workers at Dallas' UT Southwestern Medical Center and Parkland Hospital to support childcare costs in the wake of the coronavirus pandemic in the spring of 2020.
- Has participated in the NBA's Basketball Without Borders program, serving as a coach at the event in 2017 in the Bahamas and 2018 in India.
- On X as @DwightPowell33.

DWIGHT POWELL - NBA REGULAR SEASON STATISTICS

SEASON	TEAM	GP	GS	MIN	FG	FGA	FG%	3PM	3PA	3P%	FT	FTA	FT%	OR	DR	TOT	A	ST	TO	BS	PTS	PPG
2014-15	BOS	5	0	9	4	5	.800	0	0	.000	1	2	.500	0	1	1	0	2	2	0	9	1.8
Went from **BOS** to **DAL**.																						
2014-15	DAL	24	0	227	27	62	.435	3	11	.273	24	31	.774	18	31	49	9	7	9	6	81	3.4
2014-15	TOT	29	0	236	31	67	.463	3	11	.273	25	33	.758	18	32	50	9	9	11	6	90	3.1
2015-16	DAL	69	2	992	146	296	.493	2	16	.125	105	142	.739	84	189	273	44	36	40	24	399	5.8
2016-17	DAL	77	3	1,333	194	377	.515	21	74	.284	107	141	.759	93	213	306	49	61	34	39	516	6.7
2017-18	DAL	79	24	1,672	255	430	.593	28	84	.333	133	185	.719	135	309	444	91	67	59	32	671	8.5
2018-19	DAL	77	22	1,662	290	486	.597	39	127	.307	196	254	.772	140	272	412	112	43	67	51	815	10.6
2019-20	DAL	40	37	1,061	146	229	.638	10	39	.256	74	111	.667	75	152	227	59	34	36	22	376	9.4
2020-21	DAL	58	19	966	120	194	.619	5	21	.238	97	124	.782	80	154	234	63	36	40	30	342	5.9
2021-22	DAL	82	71	1,798	269	401	.671	13	37	.351	166	212	.783	173	231	404	97	37	64	39	717	8.7
2022-23	DAL	76	64	1,458	197	269	.732	0	5	.000	112	168	.667	149	165	314	69	48	65	26	506	6.7
2023-24	DAL	63	9	836	72	106	.679	1	3	.333	63	89	.708	97	117	214	84	26	32	20	208	3.3
TOTALS		**650**	**251**	**12,014**	**1,720**	**2,855**	**.602**	**122**	**417**	**.293**	**1,078**	**1,459**	**.739**	**1,044**	**1,834**	**2,878**	**677**	**397**	**448**	**289**	**4,640**	**7.1**
PER GAME		**--**	**--**	**18.5**	**2.6**	**4.4**	**--**	**0.2**	**0.6**	**--**	**1.7**	**2.2**	**--**	**1.6**	**2.8**	**4.4**	**1.0**	**0.6**	**0.7**	**0.4**	**7.1**	**--**

DWIGHT POWELL - NBA POSTSEASON STATISTICS

SEASON	TEAM	GP	GS	MIN	FG	FGA	FG%	3PM	3PA	3P%	FT	FTA	FT%	OR	DR	TOT	A	ST	TO	BS	PTS	PPG
2014-15	DAL	2	0	3	0	1	.000	0	0	.000	0	0	.000	0	1	1	1	0	0	0	0	0.0
2015-16	DAL	4	0	64	9	19	.474	0	1	.000	6	11	.545	9	8	17	4	1	1	0	24	6.0
2019-20	DAL	0	0	0	0	0	0	0	0	0	0	0	0	0	0	0	0	0	0	0	0	0.0
2020-21	DAL	7	0	52	7	8	.875	0	0	.000	5	6	.833	5	8	13	6	2	1	0	19	2.7
2021-22	DAL	18	18	249	22	35	.629	0	2	.000	14	23	.609	17	30	47	4	3	9	6	58	3.2
2023-24	DAL	13	0	44	1	3	.333	0	0	.000	4	6	.667	3	9	12	3	1	3	0	6	0.5
TOTALS		**44**	**18**	**412**	**39**	**66**	**.591**	**0**	**3**	**.000**	**29**	**46**	**.630**	**34**	**56**	**90**	**18**	**7**	**14**	**6**	**107**	**2.4**
PER GAME		**--**	**--**	**9.4**	**0.9**	**1.5**	**--**	**0.0**	**0.1**	**--**	**0.7**	**1.0**	**--**	**0.8**	**1.3**	**2.0**	**0.4**	**0.2**	**0.3**	**0.1**	**2.4**	**--**

	REG CAREER HIGHS
PTS	**26** 2 times (@ HOU, 3/11/22)
FGM	**11** 2 times (vs. LAL, 4/24/21)
FGA	**15** vs. SAS 3/12/19
3FGM	**5** at BKN 3/4/19
3FGA	**9** at MEM 4/12/17
FTM	**9** 2 times (vs. MIN, 4/3/19)
FTA	**11** vs. SAC 3/26/19
OREB	**8** at UTA 2/6/23
DREB	**12** vs. IND 2/26/18
TREB	**16** at UTA 2/6/23
ASTS	**8** 2 times (vs. NOP, 1/13/24)
STLS	**5** 2 times (vs. NOP, 11/27/16)
BLKS	**4** 3 times (@ MEM, 10/30/23)
MINS	**39** vs. SAS 3/12/19

	POST CAREER HIGHS
PTS	**16** at OKC 4/25/16
FGM	**6** at OKC 4/25/16
FGA	**8** at OKC 4/16/16
3FGM	**--**
3FGA	**1** 3 times (@ UTA, 4/21/22)
FTM	**5** at UTA 4/23/22
FTA	**8** at UTA 4/23/22
OREB	**5** at OKC 4/25/16
DREB	**5** at UTA 4/23/22
TREB	**9** at OKC 4/25/16
ASTS	**3** at OKC 4/25/16
STLS	**1** 7 times (vs. MIN, 5/26/24)
BLKS	**2** 2 times (vs. PHX, 5/12/22)
MINS	**28** at OKC 4/25/16

	2023-24 REG HIGHS
PTS	**14** vs. SAS 12/23/23
FGM	**6** at MIN 12/28/23
FGA	**8** at MIN 12/28/23
3FGM	**1** vs. BKN 10/27/23
3FGA	**1** 3 times (@ OKC, 4/14/24)
FTM	**5** 2 times (vs. LAC, 11/10/23)
FTA	**6** 3 times (vs. POR, 1/3/24)
OREB	**7** at MIN 12/28/23
DREB	**7** 3 times (vs. POR, 1/5/24)
TREB	**14** at MIN 12/28/23
ASTS	**8** vs. NOP 1/13/24
STLS	**3** 2 times (vs. NOP, 1/13/24)
BLKS	**4** at MEM 10/30/23
MINS	**34** vs. NOP 1/13/24

	2023-24 POST HIGHS
PTS	**2** 3 times (@ MIN, 5/30/24)
FGM	**1** at MIN 5/30/24
FGA	**2** vs. MIN 5/26/24
3FGM	**--**
3FGA	**--**
FTM	**2** 2 times (vs. MIN, 5/26/24)
FTA	**2** 3 times (vs. MIN, 5/26/24)
OREB	**2** at LAC 5/1/24
DREB	**2** 3 times (vs. BOS, 6/14/24)
TREB	**3** vs. BOS 6/14/24
ASTS	**2** vs. BOS 6/14/24
STLS	**1** vs. MIN 5/26/24
BLKS	**--**
MINS	**8** vs. BOS 6/14/24

OLIVIER-MAXENCE PROSPER

2ND SEASON IN THE NBA | 2ND SEASON WITH THE MAVS

HEIGHT 6'8" | WEIGHT 215 | BIRTHDAY 7.3.02

ACQUIRED DRAFT RIGHTS FROM SAC (7/6/23)

PRIOR TO NBA MARQUETTE | COUNTRY CANADA



CAREER TRANSACTIONS

- Selected by Sacramento in the first round (24th overall pick) of the 2023 NBA Draft.
- Draft rights traded by Sacramento to Dallas, along with Richaun Holmes, for cash considerations (7/6/23).
- Signed contract with Dallas (7/16/23).

NBA CAPSULE

- In rookie season, averaged 3.0 points, 2.0 rebounds and 8.4 minutes in 40 games (1 start) with Dallas.

SEASON HIGHLIGHTS

2023-24 (Dallas)

- Averaged 3.0 points, 2.0 rebounds and 8.4 minutes in 40 games (1 start).
- Made his NBA debut at DEN (11/3/23).
- Scored his first NBA point vs. LAC (11/10/23), going 1-of-2 from the free throw line.
- Made his first NBA field goal at NOP (11/12/23), scoring 4 points in the game.
- Notched 6 points at NOP (11/14/23), including his first career 3-pointer.
- Recorded season-high 20 points at HOU (12/22/23) with 6 rebounds, 2 assists and 1 steal.
- Grabbed season-high 8 rebounds at OKC (4/14/24) to go along with 15 points.
- Played in 24 games (24 starts) for the G League Texas Legends in the regular season and averaged 18.3 points, 7.7 rebounds, 1.9 assists, 1.0 steals and 33.6 minutes, while shooting 51.2% from the field (154-301 FG), 42.5% from three (54-127 3FG) and 76.7% from the free throw line (46-60 FT)...also played in 1 Showcase Cup game for the Legends and scored 19 points with 9 rebounds, 4 assists, 1 steal and 1 block.

PLAYOFF CAPSULE

- **2024 (DAL):** Played in 3 games - one in the First Round at LAC and two in the Finals against BOS - and averaged 3.0 minutes and 1.0 rebounds.

COLLEGE CAPSULE

- Played two seasons at Marquette after starting his collegiate career at Clemson.
- **2022-23 (Marquette):** Averaged 12.5 points, 4.7 rebounds and 29.2 minutes in 36 games (all starts) as a junior…scored career-high 31 points against LIU, finishing 11-of-12 from the floor (11/17/22)…recorded first-career double-double with 18 points and career-high 11 rebounds vs. Chicago St. (11/26/22)...led all scorers with 25 points on 11-of-14 shooting against NCCU (12/6/22)...scored 25 of his 29 points in second half at St. Johns (1/3/23)...led the team with 16 points against Michigan State in the NCAA tournament (3/19/23).
- **2021-22 (Marquette):** Averaged 6.6 points, 3.3 rebounds and 20.7 minutes in 32 games (25 starts) in his first season at Marquette…made his first start for the Golden Eagles against SIUE and recorded 8 points and 7 rebounds in 29 minutes (11/9/21)…shot 9-of-11 from the floor and finished with 22 points and 4 rebounds at Georgetown (1/7/22).
- **2020-21 (Clemson):** As a freshman, appeared in 22 games (2 starts)…averaged 2.5 points and 9.7 minutes per game and helped the Tigers to a NCAA tournament appearance.

INTERNATIONAL CAPSULE

- **Summer 2021:** Helped Team Canada to third-place finish at 2021 FIBA U19 World Cup in Latvia...averaged 6.4 points, 4.1 rebounds and 1.7 assists per game in the tournament.

PERSONAL CAPSULE

- Born in Montreal, Quebec and attended Lake Forest Academy (IL) before transferring to NBA Academy Latin America (Mexico City) to finish his high school career.
- Hosted a basketball camp in his native Montreal in the summer of 2024.
- Name is pronounced oh-LIV-ee MAX-ahnce…goes by the nickname "O-Max."
- Participated in Basketball Without Borders camps in Colombia (2019) and Chicago (2020).
- Son of Gaetan and Guylaine Prosper who both played basketball at Concordia University in Montreal...Guylaine played for Team Canada in 1997.
- Sister, Cassandre, plays her college basketball at Notre Dame and is also a member of Team Canada.

OLIVIER-MAXENCE PROSPER - NBA REGULAR SEASON STATISTICS

SEASON	TEAM	GP	GS	MIN	FG	FGA	FG%	3PM	3PA	3P%	FT	FTA	FT%	OR	DR	TOT	A	ST	TO	BS	PTS	PPG
2023-24	DAL	40	1	336	40	104	.385	13	45	.289	28	41	.683	25	54	79	22	7	8	4	121	3.0
TOTALS		**40**	**1**	**336**	**40**	**104**	**.385**	**13**	**45**	**.289**	**28**	**41**	**.683**	**25**	**54**	**79**	**22**	**7**	**8**	**4**	**121**	**3.0**
PER GAME		**--**	**--**	**8.4**	**1.0**	**2.6**	**--**	**0.3**	**1.1**	**--**	**0.7**	**1.0**	**--**	**0.6**	**1.4**	**2.0**	**0.6**	**0.2**	**0.2**	**0.1**	**3.0**	**--**

OLIVIER-MAXENCE PROSPER - NBA POSTSEASON STATISTICS

SEASON	TEAM	GP	GS	MIN	FG	FGA	FG%	3PM	3PA	3P%	FT	FTA	FT%	OR	DR	TOT	A	ST	TO	BS	PTS	PPG
2023-24	DAL	3	0	9	0	2	.000	0	0	.000	0	0	.000	0	3	3	1	0	0	0	0	0.0
TOTALS		**3**	**0**	**9**	**0**	**2**	**.000**	**0**	**0**	**.000**	**0**	**0**	**.000**	**0**	**3**	**3**	**1**	**0**	**0**	**0**	**0**	**0.0**
PER GAME		**--**	**--**	**3.0**	**0.0**	**0.7**	**--**	**0.0**	**0.0**	**--**	**0.0**	**0.0**	**--**	**0.0**	**1.0**	**1.0**	**0.3**	**0.0**	**0.0**	**0.0**	**0.0**	**--**

	REG CAREER HIGHS
PTS	**20** at HOU 12/22/23
FGM	**6** 2 times (vs. DET, 4/12/24)
FGA	**14** at OKC 4/14/24
3FGM	**3** at MEM 12/11/23
3FGA	**6** 2 times (@ OKC, 4/14/24)
FTM	**7** at HOU 12/22/23
FTA	**9** at HOU 12/22/23
OREB	**5** at HOU 12/22/23
DREB	**5** 2 times (@ OKC, 4/14/24)
TREB	**8** at OKC 4/14/24
ASTS	**3** 2 times (vs. POR, 1/5/24)
STLS	**2** vs. DET 4/12/24
BLKS	**1** 4 times (vs. DET, 4/12/24)
MINS	**37** at OKC 4/14/24

	POST CAREER HIGHS
PTS	--
FGM	--
FGA	**2** vs. BOS 6/14/24
3FGM	--
3FGA	--
FTM	--
FTA	--
OREB	--
DREB	**2** vs. BOS 6/14/24
TREB	**2** vs. BOS 6/14/24
ASTS	**1** vs. BOS 6/14/24
STLS	--
BLKS	--
MINS	**5** vs. BOS 6/14/24

	2023-24 REG HIGHS
PTS	**20** at HOU 12/22/23
FGM	**6** 2 times (vs. DET, 4/12/24)
FGA	**14** at OKC 4/14/24
3FGM	**3** at MEM 12/11/23
3FGA	**6** 2 times (@ OKC, 4/14/24)
FTM	**7** at HOU 12/22/23
FTA	**9** at HOU 12/22/23
OREB	**5** at HOU 12/22/23
DREB	**5** 2 times (@ OKC, 4/14/24)
TREB	**8** at OKC 4/14/24
ASTS	**3** 2 times (vs. POR, 1/5/24)
STLS	**2** vs. DET 4/12/24
BLKS	**1** 4 times (vs. DET, 4/12/24)
MINS	**37** at OKC 4/14/24

	2023-24 POST HIGHS
PTS	--
FGM	--
FGA	**2** vs. BOS 6/14/24
3FGM	--
3FGA	--
FTM	--
FTA	--
OREB	--
DREB	**2** vs. BOS 6/14/24
TREB	**2** vs. BOS 6/14/24
ASTS	**1** vs. BOS 6/14/24
STLS	--
BLKS	--
MINS	**5** vs. BOS 6/14/24

KLAY THOMPSON

12TH SEASON IN THE NBA | 1ST SEASON WITH THE MAVS

HEIGHT 6'6" | WEIGHT 220 | BIRTHDAY 2.8.90

ACQUIRED IN TRADE (7/6/24)

PRIOR TO NBA WASHINGTON STATE | COUNTRY USA

CAREER TRANSACTIONS

- Selected by Golden State with the 11th overall pick in the 2011 NBA Draft.
- Signed a contract extension with Golden State (10/31/14).
- Re-signed with Golden State (7/10/19).
- As part of a six-team trade, was aquired by Dallas from Golden State in a sign-and-trade where Dallas also sent Josh Green to Charlotte and a 2031 second-round pick to Philadelphia, while Dallas also received a 2025 second-round pick from Denver (7/6/24).

NBA CAPSULE

- Holds career averages of 19.6 points, 3.5 rebounds, 2.3 assists, 0.9 steals and 32.6 minutes in 793 career NBA games (742 starts) with Golden State...has career FG% of .453 (5,794-12,782), 3P% of .413 (2,481-6,010) and FT% of .858 (1,462-1,704).
- Four-time NBA Champion (2015, 2017, 2018, 2022).
- Five-time NBA All-Star (2015, 2016, 2017, 2018, 2019)...All-Star starter in 2015.
- Two-time All-NBA Third Team member (2015, 2016).
- Named to the 2018-19 All-Defensive Second Team.
- Named to the 2011-12 All-Rookie First Team.
- Four-time Western Conference Player of the Week.
- Won 3-point competition at NBA All-Star 2016 with a score of 27 points in the final round.
- Holds the NBA single-game record for most 3-point field goals made (14) and attempted (24), set at CHI (10/29/18).
- Owns NBA records for most 3-pointers made in first five seasons in the league (1,060) and first six seasons (1,328).
- Has third-longest streak in NBA history with a made 3-pointer in 95 consecutive games, 12/11/16 - 1/8/18, trailing only Stephen Curry (157) and Kyle Korver (127).
- One of three players in NBA history to post a season with at least 300 3PM (Steph Curry, James Harden), and one of four to have multiple season with at least 275 3PM (Curry, Harden, Buddy Hield).

SEASON HIGHLIGHTS

2023-24 (Golden State)

- Averaged 17.9 points (43.2 FG%, 38.7 3P%, league-leading and career-high 92.7 FT%), 3.3 rebounds, 2.3 assists and 29.7 minutes in 77 games (63 starts).
- Ranked fourth in 3-pointers made (268).
- Took game-winning jumper with 1.6 seconds left (third career game-winning shot with five seconds or less) vs. SAC (11/1/23) to give Warriors a 102-101 win.
- Scored a game-high 30 points (16 in 3rd quarter - most in any quarter this season) at LAC (12/14/23).
- Made 6 3-pointers, passing Vince Carter (2,290) to move into sole possession of 8th place on the NBA all-time career 3-pointers made vs. BOS (12/19/23).
- Came off the bench for the first time since his rookie season and scored a season-high 35 points (13-22 FG, 7-13 3P, 2-2 FT) with 6 rebounds at UTA (2/15/24).
- Passed Kyle Korver (2,450 career 3-pointers) to claim sole possession of 6th place on the NBA all-time career 3-pointers made list vs. Dallas (4/2/24).
- Missed five games - one game due to right knee soreness (10/30/23 at NOP), two games due to an illness (1/30/24 vs. PHI, 2/8/24 at IND), two games due to right knee tendonitis (3/29/24 at CHA, 4/11/24 at POR)...one ejection (11/14/23 vs. MIN).

2022-23 (Golden State)

- Averaged 21.9 points, 4.1 rebounds, 2.4 assists and 33.0 minutes in 69 games (69 starts).
- Seventh season in a row he averaged over 20.0 ppg.
- Posted 11 games with 30+ points, four games with 40+ points and one game with 50+ points.
- Made career-high 301-of-731 3-pointers (.412 3P%) for the season...one of three players to make 300+ 3s in a single NBA season (Stephen Curry, James Harden).
- Put up 26 points vs. CHI (12/2/22) with a season-high 6 assists and 5 rebounds.
- Scored season-high 54 points vs. ATL (1/2/23) on career-high 21 FGM (21-39, .538), including 10-of-21 from three (.476), to go along with 8 rebounds, 3 assists and 1 block.
- Grabbed season-high 11 rebounds twice - vs. LAC (3/2/23) and at ATL (3/17/23) - both in double-double efforts.

2021-22 (Golden State)

- Averaged 20.4 points, 3.9 rebounds, 2.8 assists and 29.4 minutes in 32 games (32 starts).
- Shot 90.2% from the free throw line (46-51), marking the first time in his career he's shot over 90.0% from the charity stripe in a season.
- Missed the first 38 games of the season when recovering from a torn right achilles...before returning on 1/9/22 vs. CLE, had missed 175 regular season games (65 games in 2019-20; 72 in 2020-21; 38 games in 2021-22) and two Play-In Tournament games, having last played on 6/13/19, Game 6 of the 2019 NBA Finals (suffered a torn left ACL).
- Scored a game-high 33 points (16 in the fourth quarter) vs. LAL (2/12/22).
- Recorded a then-season-high 38 points (15-24 FG, 8-14 3FG) - 17 coming in the second quarter (6-7 FG, 5-6 3P) - vs. MIL (3/12/22).
- Tied his season-high 7 rebounds at ATL (3/25/22) to go along with 37 points, 3 assists and 1 block.
- Scored a season-high 41 points (16-29 FG, 7-14 3FG) at NOP (4/10/22), his third-straight 30-point game.

2020-21 (Golden State)

- Did not play due to torn right achilles.

2019-20 (Golden State)

- Did not play due to left knee injury (torn ACL) that he suffered in Game 6 of the 2019 NBA Finals vs. TOR (6/13/19) with 2:22 remaining in the third quarter.

2018-19 (Golden State)

- Averaged 21.5 points (18th in NBA), 3.8 rebounds, 2.4 assists, 1.1 steals and 34.0 minutes in 78 games (78 starts).
- Scored 30+ points 12 times, 40+ three times and 50+ once.
- Made 200 3-pointers for the seventh-straight season, joining Stephen Curry as the only players in NBA history to do so.
- Set new NBA record for 3-point field goals made (14) and attempted (24) en route to finishing with game-high 52 points at CHI (10/29/18)...sunk 10 3-pointers in first half, also setting a new NBA record for most 3PM in the first half and tying Chandler Parsons (1/24/14) for most in either half in NBA history.
- Scored 20+ points in a career-long streak of nine games from 11/17/18 to 12/3/18.
- Made his first 10 3PA at LAL (1/21/19) to tie two NBA records: most consecutive 3-pointers to start a game (last time was DEN's Ty Lawson who made his first 10 3's on 4/9/11 vs. MIN) and most consecutive 3-pointers during any point in a game (last time was HOU's Chandler Parsons, 1/24/14 vs. MEM)...finished with 44 points in 27 minutes, marking the third time in his career he tallied at least 40 points in fewer than 30 minutes played, an accomplishment no other player has done that more than once in the shot-clock era (since 1954-55)…without going to the free throw line once, joined five players to score that many points (44) without making a trip to the charity stripe in a game in NBA history, him being the first to accomplish the feat on the road.
- Missed two games due to injury and illness - one game due to illness (1/31/19) and one due to right knee soreness (4/9/19).

2017-18 (Golden State)

- Averaged 20.0 points, 3.8 rebounds, 2.5 assists and 34.4 minutes in 73 games (73 starts).
- Shot a career-high 3P% of .440 (229-521 3FG) on the season, which ranked fifth in the NBA among league leaders.
- Scored 20+ points in 38 games and 30+ points in three.
- Tied season-high 10 rebounds at LAL (12/18/17) in double-double effort with 17 points.
- Went 0-of-2 from 3-point range at MIL (1/12/18), ending a consecutive games streak with at least one 3-pointer at 95 games, the third-longest such streak in NBA history.
- Scored season-high 38 points (12-22 FG, 7-13 3FG) at CHI (1/17/18) with 4 rebounds, 2 assists and 1 block.
- Twice this season, began a game making at least 7 straight FGs, 9 consecutive on vs. MEM (12/20/17) and 7 straight vs. LAC (2/22/18)...career-best is 9, twice.
- Missed eight games (3/14-3/29/18) due to a fractured right thumb...missed one game (1/10/18) due to rest.

2016-17 (Golden State)

- Averaged career-high 22.3 points, 3.7 rebounds, 2.1 assists and 34.0 minutes in 78 games (78 starts).
- Among league leaders, ranked second in 3PM (268) and tied for ninth in 3P%.
- Posted nine games with 30+ points, two games with 40+ points, and one 60-point game...scored 20+ points in a quarter three times.
- Made at least one 3-pointer in a career-best 54 consecutive games from 12/11/16-4/12/17.
- Scored career-high 60 points vs. IND (12/5/16) in 29 minutes, becoming the first player in the Shot Clock Era (since 1954-55) to score 60 points in a game with fewer than 30 minutes played...hit a career-high 21 FGs (21-33, .636) and season-highs in 3PM (8-14) and FTM (10-11)...scored 40 points in the first half, a career-high for scoring in a half.
- Scored all 21 of his points on threes at ORL (1/22/17) to become the first Warriors player to score 21 points on only 3-pointers (7-14 FG, 7-9 3FG).
- Recorded his 400th career steal vs. SAC (2/15/17) when he swiped 2 in the game to go along with 35 points, 5 rebounds and 4 assists.
- With 4 assists vs. BKN (2/25/17), he crossed the 1,000 assist threshold for his career.
- Scored 41 points (23 in the first half) vs. MIN (4/4/17) with 2 rebounds, 3 assists, 2 steals and 1 block.
- Missed one game with a sore right arch (2/13/17)...missed three games due to rest (1/10/17, 3/11/17, 4/10/17).

2015-16 (Golden State)

- Averaged 22.1 points (12th in NBA), 3.8 rebounds, 2.1 assists and 33.3 minutes in 80 games (80 starts)...shot career-high .470 from the field (651-1,386 FG) and his 3P% of .425 (276-650) was tied for fifth in the league.
- Scored 30+ points in 17 games and 40+ points in four...made 10 3-pointers in a game twice.
- Posted 276 3PM, then the third-highest 3-point total in a single season in NBA history.
- Scored 39 points (29 in the first half) at IND (12/8/15), hitting 10-of-16 from three to join J.R. Smith and Stephen Curry as the only players in NBA history to post multiple career games with at least 10 3PM.
- Scored a season-high 45 points vs. DAL (1/27/16), including 26 points in the first half, and shot a perfect 10-of-10 from the free throw line, tying the most free throws he has hit without a miss in a game in his career (2/22/15 at IND).
- Became the second fastest player in NBA history to reach 1,000 career 3PM at DAL (3/18/16), doing so in his 372nd game, second only to Stephen Curry (369 games)...also recorded his third-career game with double-digit 3PM, connecting on 10-of-15 (.667) from distance to finish with 39 points to go with 6 rebounds, 2 assists, 2 steals and 1 block.
- Scored 40 points in consecutive games vs. DAL (3/25/16) and vs. PHI (3/27/16) for the first time in his career...shot .533 (16-30) from three over the two games.
- Named Western Conference Player of the Week for games played 3/21-3/27/16 after averaging 32.3 points (.517 FG%, .622 percent 3P%), his fourth career weekly award.
- Hit his 76th 3-pointer in the month of March vs. WAS (3/29/16), breaking Stephen Curry's record for most threes in the month of March...finished March with 79 threes.
- Missed two games due to injury - one game with a sprained right ankle and one game due to back stiffness.

2014-15 (Golden State)

- Averaged 21.7 points (T-9th NBA), 3.2 rebounds, 2.9 assists, 1.1 steals and 31.9 minutes in 77 games (77 starts).
- His 3P% of .439 (239-545 3FG) ranked fourth in the NBA.
- Had eight games with 30+ points, four games with 40+ and one game with 50+ points.
- Named Western Conference Player of the Week for games played 10/28-11/2/14 after he averaged a league-leading 29.7 points (.537 FG%, .455 3P%, .913 FT%) to go with 3.0 assists, 2.7 rebounds and 1.7 steals in 35.3 minutes per game.
- Scored at least 20 points in eight games in a row from 12/2-12/16/14.
- Named Western Conference Player of the Week for games played 1/5-1/11/15 after averaging a Western Conference-leading 27.7 points (.519 FG%, .500 3P%, .933 FT%) to go with 3.7 rebounds, 1.7 assists, 1.3 steals and 1.0 blocks in 29.3 minutes per game.
- Scored season-high 52 points vs. SAC (1/23/15) in 33 minutes on 16-of-25 shooting from the field (.640) and 11-of-15 from three (.733) with 2 rebounds, 5 assists, 4 steals and 2 blocks...set an NBA record for points in a quarter with 37 in the third, going a perfect 13-of-13 from the field (tied David Thompson for most FGM in a quarter) and 9-of-9 from 3-point range, besting the previous record of 33 points set by George Gervin (4/9/78) and Carmelo Anthony (12/10/08)...set an NBA record for threes in a quarter with 9, surpassing the previous record of 8 set by Michael Redd (2/20/02) and Joe Johnson (12/16/13)... became the first player to score at least 50 points in fewer than 33 minutes since Kobe Bryant did so on 12/20/05.
- Named Western Conference Player of the Week for games played 1/19-1/25/15... in four games that week, averaged 33.0 points (.564 FG%, .553 3P%), 3.5 assists, 2.5 rebounds and 2.3 steals in just 29.8 and became the first player in Warriors franchise history to win three weekly accolades in the same season.
- Scored 30+ points in three-straight games (1/23-1/27/15) for the first time in his career.
- Posted his first career 30/10 game vs. CHI (1/27/15) with 30 points and 10 rebounds.
- Scored in double figures in his first 56 games of the season (10/29/14-3/1/15), the second-longest such streak of his career.
- Missed four games to injury - one game with a strained right hand (the first game missed due to injury in his career), three games due to a right ankle sprain...missed one game due to rest.

2013-14 (Golden State)

- Averaged 18.4 points, 3.1 rebounds, 2.2 assists and 35.4 minutes in 81 games (81 starts).
- Became the first player in NBA history to hit at least 500 3-pointers through the first three years of his career.
- In season opener vs. LAL (10/30/13), scored a season-high 38 points (15-19 FG) and joined Monta Ellis (2010) and Kiki Vandeweghe (1984) as the only players to score at least 38 points while shooting 75% or better from the field in a season opener in NBA history.
- Recorded his first career double-double with 20 points and 10 rebounds at DAL (11/27/13).
- Hit the game-winning shot at IND (3/4/14) with 0.6 seconds left to give the Warriors a 98-96 win...scored 25 points in the game with 5 rebounds, 2 assists and 1 block.
- Missed the first game of his career on 3/14/14 vs. CLE to attend his grandfather's funeral, ending the second-longest active consecutive games played streak at 214 games from 12/25/11-3/12/14, which was the eighth-longest streak in Warriors history and longest to start a career in team history.

2012-13 (Golden State)

- Averaged 16.6 points, 3.7 rebounds, 2.2 assists, 1.0 steals and 35.8 minutes in career-high 82 games (82 starts)...was the only Warrior to appear and start in all 94 of the team's regular-season and postseason games.
- Had 30 games with 20+ points and two games with 30+ points.
- Became one of only two players from the 2011 NBA Draft to play in all 148 possible regular-season games dating back to 2011-12 (Kemba Walker).
- Tallied 11 points in 14 minutes off the bench for Team SHAQ in the BBVA Rising Stars Challenge at NBA All-Star Weekend in Houston.
- Grabbed season-high 9 rebounds to go along with 21 points vs. DEN (11/29/12).
- Scored season-high 32 points (13-24 FG, 6-8 3FG) at CLE (1/29/13) with 7 rebounds, 2 assists and 3 blocks.

2011-12 (Golden State)

- Averaged 12.5 points, 2.4 rebounds, 2.0 assists and 24.4 minutes in 66 games (29 starts)...as a starter, he averaged 18.1 points, 3.2 rebounds, 3.0 assists and 1.1 steals in 33.9 minutes per game.
- Led all rookies in 3P% with a .414 mark (17th in the NBA) and 3PM (111), the first Warrior to do so since teammate Stephen Curry in 2009-10... finished second among rookies in FT% (.868) and fourth in scoring (12.5 ppg).
- Was the only Warrior to appear in all 66 games and one of only six rookies in the NBA to do so.
- Became one of only three rookies (qualified for the 3P% leaderboard) in NBA history to hit at least 44.0% from the field, 41.0% from 3-point range and 86.0% from the free throw line (Stephen Curry in 2009-10 and Anthony Morrow in 2008-09), and was one of only five players to hit those percentages in 2011-12 (Ray Allen, Jordan Farmar, Manu Ginobili, Ben Gordon).
- Led all rookies in scoring in the month of April with 18.6 points (.459 FG%), 3.8 rebounds and 2.8 assists per game in 16 appearances.
- Had two games with at least 25 points, 5 rebounds and 5 assists, becoming only one of two rookies in 2011-12 to record multiple 25/5/5 games (Kyrie Irving).
- Made his NBA debut on 12/25 vs. LAC and scored 7 points with 3 rebounds and 1 assist in 19 minutes.
- Hit 29 consecutive free throws from 3/11-3/28/12.
- Scored season-high 31 points vs. SAC (3/24/12), the second-highest point total by a rookie this season (Kyrie Irving, 32).
- In a six-game stretch from 4/12-4/21/12, he averaged 24.0 points (.417 FG%, .429 3P%), 5.0 rebounds, 4.5 assists and 1.8 steals and 43.5 minutes, and scored at least 24 points in five of those six contests.
- Was one of five rookies in the starting lineup for the Warriors in the season finale vs. SAS (4/26/12), marking the first time that an NBA team started five first-year players (since starters were first tracked in 1970-71).

PLAYOFF CAPSULE

- Has averaged 19.2 points, 4.0 rebounds, 2.2 assists and 36.9 minutes in 158 games (158 starts)...has shot 43.6% from the field, 40.5% from three and 84.5% from the free throw line...ranks second all-time in career postseason 3-pointers made with 501 (behind Steph Curry's 618)...made a 3-pointer in 54 consecutive playoff games from 6/4/17 to 5/7/22, which is the second-longest such streak in NBA history
- **2023 (GSW):** Averaged 18.5 points, 4.2 rebounds, 2.2 assists and 36.0 minutes in 13 games (13 starts)...posted seven games with 20+ points and one game with 30 points...scored postseason high 30 points (11-18 FG, 8-11 3FG) vs. LAL (5/4/23) in Game 2 of the Conference Semifinals...grabbed postseason high 7 rebounds to go with 15 points at LAL (5/6/23) in Game 3 of the Conference Semifinals.
- **2022 (GSW):** Averaged 19.0 points (.429 FG%, .385 3P%, .867 FT%), 3.9 rebounds, 2.3 assists, 1.1 steals and 36.0 minutes in 22 games (22 starts) en route to winning the NBA Championship...scored 20+ points eight times and 30+ three times...in the First Round vs. Denver, appeared in five games (all starts) and averaged 22.6 points (.506 FG%, .458 3P%, .833 FT%), 3.8 rebounds, 1.4 assists, 1.2 steals and 34.5 minutes per game...in the Finals vs. Boston, appeared in six games (all starts) and averaged 17.0 points (.356 FG%, .351 3P%, 10-10 FT), 3.0 rebounds, 2.0 assists, 1.3 steals and 38.4 minutes per game...scored 26 points at DEN (4/21/22) in Game 3 of the First Round with 6 3PM, giving him 388 career postseason 3-pointers, moving him into third place on the NBA Playoffs all-time 3-pointers made list, passing Ray Allen (385)...grabbed a team-high 9 rebounds vs. DEN in Game 5 (4/27/22) with 15 points...scored a game- and postseason-high 32 points (12-15 FG, 8-16 3P) vs. DAL in Game 5 of the Conference Finals (5/26/22) with 2 rebounds, 3 assists and 1 steal; made 8 3-pointers in a that game, the fifth such playoff game in his career which is the most by any player in NBA history...in Game 1 of the Finals vs. BOS (6/2/22), he made 3 3-pointers in a 15-point effort, moving into second-place on NBA Playoffs all-time career 3-pointers made list, passing LeBron James (432 at the time) and behind only Stephen Curry.
- **2019 (GSW):** Averaged 20.7 points - 16th in NBA - (.456 FG%, postseason career high .443 3P%, postseason career high .902 FT%), 4.1 rebounds, 2.1 assists, 1.3 steals and 39.0 minutes in 21 games (21 starts) in all series...scored 20+ points 11 times and 30+ points twice...appeared in six games (all starts) in the Finals and averaged 26.0 points (.541 FG%, .585 3P%, .875 FT%), 4.8 rebounds, 2.4 assists and 37.6 minutes per game...missed one game in postseason due to left hamstring strain vs. TOR Game 3 (6/5/19) after having played in a Warriors franchise record 120 consecutive playoff games, which was the second-longest active streak behind LeBron James (239 straight games)...notched his fourth career 30-point game in the NBA Finals with 30 points vs. TOR (6/13/19) in Game 6 of the Finals before leaving with a left knee injury in the third quarter; with his first 3-pointer of the game, passed LeBron James (370) for sole possession of third place for most 3-pointers made in NBA playoff history...underwent an MRI that confirmed a torn left Anterior Cruciate Ligament (ACL) in Game 6 (6/13/19).
- **2018 (GSW):** Averaged 19.6 points (postseason career-high .465 FG%, .427 3P%, .871 FT%), 4.1 rebounds, 1.8 assists and 37.8 minutes in 21 games (21 starts) in Warriors' Championship run...scored 20+ points 11 times, 30+ points twice...among the playoff leaders, ranked 20th in scoring and first in catch-and-shoot points per game (10.4)...had made 20 consecutive free throw attempts in this postseason before streak ended on at HOU (5/24/18)...moved into sixth on NBA all-time playoffs 3-pointers made list with 304 playoff career 3-pointers...made 9 3-pointers vs. HOU (5/26/18) in Game 6 of the Conference Finals to join Ray Allen as the only players to have two playoff games with 9+ made threes; scored postseason-high 35 points in the game with 6 rebounds, 2 assists and 4 steals.
- **2017 (GSW):** Averaged 15.0 points, 3.9 rebounds, 2.1 assists and 35.1 minutes in 17 games (17 starts) in Golden State's Championship-winning postseason campaign...made 3 3-pointers vs. POR (4/19/17) in Game 2 of the First Round to become the 16th player in NBA history to reach the 200 3PM threshold for his postseason career... became Golden State's all-time postseason minutes leader, passing Rick Barry (2,579) for the top spot at UTA (5/6/17) in Game 3 of the Conference Semifinals...recorded 22 points and a 2017 postseason-high 7 rebounds vs. CLE (6/4/17) in Game 2 of the NBA Finals; was his 78th career postseason game, the most in Warriors franchise history...scored a 2017 postseason-high 30 points at CLE (6/7/17) in Game 3 of the NBA Finals to go with 6 rebounds and 2 assists in a 2017 postseason-high-tying 41 minutes; set a 2017 postseason-high for points scored in a quarter (16, first quarter) and half (21, first half); also connected on 6 3-pointers in that contest (6-11 3FG), a 2017 postseason-high.
- **2016 (GSW):** Averaged career postseason high 24.3 points (.444 FG%, .424 3P%, .854 FT%) along with 3.7 rebounds, 2.3 assists, 1.1 steals and 35.4 minutes in 24 games (24 starts)...scored 20+ points in 16 games, 30+ in six games and had one game with 40+ points...finished the 2016 NBA Playoffs with 98 3-pointers (98-231 3FG), tying Stephen Curry's 2015 record for most threes made in a single postseason...made 5+ threes in seven-straight games (4/24/16-5/11/16), an NBA playoff record streak, and became the first player in NBA history to hit 7 threes in consecutive playoff games, doing so in three straight (4/24-5/1/16) - went 21-of-36 in that stretch, the most 3PM in a three-game span in NBA postseason history...owns the NBA record for most 3PM in a five-game series (28 against POR in the 2016 Western Conference Semifinals)...put up 20+ points in eight-straight games (4/24-5/16), a playoff career-best streak...made his 100th career postseason 3-pointer vs. HOU (4/16/16) in a 16-point effort to go with 5 rebounds, 4 assists and 1 steal...scored 19-straight Warriors points in the third quarter to finish with 26 points at OKC (5/24/16), also had postseason career-high 3 steals...scored postseason career-high 41 points at OKC (5/28/16) in Game 6 of the 2016 Western Conference Finals, shooting 11-of-18 from three - the second-most 3PM in an NBA Playoff game (Damian Lillard, 12)…finished the 2016 Western Conference Finals with 30 3-pointers (30-72 3P), which was the second-most in a series in NBA history (behind Stephen Curry's 32 threes in the 2016 NBA Finals and 2016 Western Conference Finals)...scored Finals career-high 37 points (26 in the first half) in Game 5 vs. CLE (6/13/16).

- **2015 (GSW):** Averaged 18.6 points, 3.9 rebounds, 2.6 assists and 36.2 minutes in 21 games (21 starts) en route to winning his first NBA Championship with the Warriors...scored 20+ points in 11 games with one game of 30+ points...posted at least 20 points in four games in a row from 4/18-4/25/15, every game of the First Round against NOP...hit a playoff career-high-tying 14 FGs en route to scoring 34 points vs. CLE (6/17/15) in Game 2 of the Finals.
- **2014 (GSW):** Averaged 16.4 points, 3.6 assists, 3.4 rebounds, 1.0 steal and 36.7 minutes in seven games (7 starts)...scored 20+ points in three games...finished with 41 career postseason 3-pointers, moving into second place on the franchise's all-time postseason 3-pointers list...recorded a 2014 postseason-high 26 points and 6 rebounds vs. LAC (4/24/14) in Game 3 of the First Round.
- **2013 (GSW):** Averaged 15.2 points (.437 FG%, a team-high .424 3P%, .833 FT%), a playoff career-high 4.6 rebounds, 1.8 assists, 1.0 steals and a playoff career-high 41.3 minutes in 12 games (12 starts)...made NBA Playoffs debut at DEN (4/20/13) and scored 22 points with 3 rebounds in 41 minutes...recorded first playoff double-double (30/10 game) with 34 points and playoff career-high 14 rebounds at SAS (5/8/13) in Game 2 of the Western Conference Semifinals, joining Michael Jordan, Kobe Bryant and Vince Carter as the only guards to reach those point/rebound figures in a game in the last 25 years...logged a postseason career-high 51 minutes vs. SAS (5/12/13) in Game 4 of the Conference Semifinals, finishing with 10 points, 4 rebounds, 2 assists, 3 steals.

COLLEGE CAPSULE

- Over three seasons at Washington State, averaged 17.9 points, 4.8 rebounds, 2.6 assists and 34.4 minutes in 98 games (96 starts)...left the Cougars program ranked first all-time in school history in 3-pointers (242), third in points (1,756), third in scoring average (17.9), fourth in FT% (.827), 10th in 3P% (.390) and 10th in steals (130)...named to the All-Pac-10 Conference First Team as a junior and sophomore.
- **2010-11 (Washington State):** As a junior, appeared in 34 games (33 starts) and averaged 21.6 points (1st in Pac-10), 5.2 rebounds, 3.7 assists and 1.7 steals in 34.7 minutes...ranked 11th in the nation in scoring, while leading the team and conference in 3-pointers with 98.
- **2009-10 (Washington State):** Appeared in 31 games (30 starts) as a sophomore and averaged 19.6 points, 5.1 rebounds, 2.3 assists and 1.4 steals in 35.4 minutes...led the Cougars to the Great Alaska Shootout Championship by scoring a tournament single-game record 43 points.
- **2008-09 (Washington State):** As a freshman, appeared in 33 games (all starts) and averaged 12.5 points, 4.2 rebounds, 1.9 assists and 33.1 minutes...led the Cougars to the Great Alaska Shootout Championship by scoring a tournament single-game record 43 points...named to the Pac-10 All-Freshman Team.

INTERNATIONAL CAPSULE

- **Summer 2016:** Won an Olympic gold medal at the 2016 Olympic Games in Rio de Janeiro for Team USA...averaged 9.9 points in 21.1 minutes over eight games (six starts) during Team USA's perfect 8-0 run through the tournament.
- **Summer 2015:** Participated in USA Basketball Men's National Team Minicamp in Las Vegas in the summer of 2015...finished as the team's second-leading scorer, appearing in nine games while averaging 12.7 points, 2.2 rebounds, 2.1 assists and 1.0 steals per game.
- **Summer 2014:** Played for Team USA at 2014 FIBA World Cup in Spain, where the team won gold.
- **Summer 2013:** One of 27 players invited to participate in the 2013 USA Basketball Men's National Team mini-camp in Las Vegas.
- **Summer 2012:** Selected as a member of 2012 USA Select Team.
- **Summer 2009:** Won a gold medal at the 2009 U-19 World Championship in New Zealand...averaged 7.8 points and 4.4 rebounds per game in nine appearances while shooting 51.6% from 3-point range.

PERSONAL CAPSULE

- Full name is Klay Alexander Thompson.
- Father, Mychal, was the No. 1 overall pick in the 1978 NBA Draft by the Portland Trail Blazers and played 12 seasons in the NBA, winning two NBA Championships with the Los Angeles Lakers...older brother, Mychel, appeared in five games with the Cleveland Cavaliers in 2011-12 and played for the Santa Cruz Warriors, Golden State's NBA G League affiliate, for four seasons (2013-14 through 2016-17)...younger brother, Trayce, was selected in the second round of the 2009 Major League Baseball Draft by the Chicago White Sox and has played for the White Sox, L.A. Dodgers, Oakland Athletics, Chicago Cubs and San Diego Padres...mother, Julie, played volleyball at the University of San Francisco.
- Is a part of the Thompson Family Foundation, founded by parents Mychal & Julie Thompson and brothers Mychel, Trayce and Klay, which aims to enrich the lives of youth in the United States and the Bahamas through fitness and education.
- Earned the Alvin Attles Community Impact Award in April 2015 in recognition of his efforts to make a positive impact on the lives of underserved youth in the Bay Area.
- Received the NBA Cares Community Assist Award for November 2014, with the NBA donating $10,000 on Thompson's behalf to the Good Tidings Foundation.
- Klay's #1 was retired by his alma mater, Santa Margarita Catholic High School, in a ceremony on campus in January 2017.
- On June 29, 2023, Thompson teamed with Stephen Curry to challenge Kansas City Chiefs players Patrick Mahomes and Travis Kelce in Capital One's The Match VIII at the Wynn Golf Club in Las Vegas..Mahomes and Kelce defeated Curry and Thompson in the 12-hole scramble, 3-2.
- Served as the Grand Marshal of the GoPro Grand Prix of Sonoma Verizon IndyCar Series season finale at Sonoma Raceway on Sept. 17, 2017...gave the official command of, "Drivers, Start Your Engines," waved the green flag and took a high-speed lap around the road course with racing legend Mario Andretti in a two-seat Indy car.
- Family was honored in the Bahamas in the summer of 2015, including a welcome reception hosted by the government of the Bahamas in Nassau and the commissioning of Mychal "Sweet Bells" Thompson Boulevard in honor of his father.
- As a senior in 2007-08 at Santa Margarita, earned Division III State Player of the Year honors, leading the Eagles to a 30-5 record and the Division III State Championship...scored 37 points in the state title game, connecting on a state finals record seven three-pointers.
- On X as @KlayThompson.

KLAY THOMPSON - NBA REGULAR SEASON STATISTICS

SEASON	TEAM	GP	GS	MIN	FG	FGA	FG%	3PM	3PA	3P%	FT	FTA	FT%	OR	DR	TOT	A	ST	TO	BS	PTS	PPG
2011-12	GSW	66	29	1,608	318	718	.443	111	268	.414	79	91	.868	24	137	161	133	49	103	20	826	12.5
2012-13	GSW	82	82	2,936	508	1,205	.422	211	526	.401	132	157	.841	32	274	306	183	86	157	45	1,359	16.6
2013-14	GSW	81	81	2,868	559	1,259	.444	223	535	.417	147	185	.795	38	211	249	181	74	135	37	1,488	18.4
2014-15	GSW	77	77	2,455	602	1,299	.463	239	545	.439	225	256	.879	27	220	247	222	87	149	60	1,668	21.7
2015-16	GSW	80	80	2,666	651	1,386	.470	276	650	.425	193	221	.873	35	271	306	166	60	138	49	1,771	22.1
2016-17	GSW	78	78	2,649	644	1,376	.468	268	647	.414	186	218	.853	49	236	285	160	66	128	40	1,742	22.3
2017-18	GSW	73	73	2,504	575	1,177	.489	229	520	.440	82	98	.837	31	246	277	185	55	128	34	1,461	20.0
2018-19	GSW	78	78	2,652	655	1,402	.467	241	599	.402	129	158	.816	37	262	299	186	84	115	47	1,680	21.5
2019-20	GSW	0	0	0	0	0	0	0	0	0	0	0	0	0	0	0	0	0	0	0	0	0.0
2020-21	GSW	0	0	0	0	0	0	0	0	0	0	0	0	0	0	0	0	0	0	0	0	0.0
2021-22	GSW	32	32	941	246	573	.429	114	296	.385	46	51	.902	15	110	125	88	16	43	17	652	20.4
2022-23	GSW	69	69	2,279	546	1,252	.436	301	731	.412	116	132	.879	39	247	286	163	49	123	29	1,509	21.9
2023-24	GSW	77	63	2,284	490	1,133	.432	268	692	.387	127	137	.927	35	219	254	176	50	117	35	1,375	17.9
TOTALS		**793**	**742**	**25,842**	**5,794**	**12,780**	**.453**	**2,481**	**6,009**	**.413**	**1,462**	**1,704**	**.858**	**362**	**2,433**	**2,795**	**1,843**	**676**	**1,336**	**413**	**15,531**	**19.6**
PER GAME		**--**	**--**	**32.6**	**7.3**	**16.1**	**--**	**3.1**	**7.6**	**--**	**1.8**	**2.1**	**--**	**0.5**	**3.1**	**3.5**	**2.3**	**0.9**	**1.7**	**0.5**	**19.6**	**--**

KLAY THOMPSON - NBA POSTSEASON STATISTICS

SEASON	TEAM	GP	GS	MIN	FG	FGA	FG%	3PM	3PA	3P%	FT	FTA	FT%	OR	DR	TOT	A	ST	TO	BS	PTS	PPG
2012-13	GSW	12	12	495	76	174	.437	25	59	.424	5	6	.833	9	46	55	22	12	24	7	182	15.2
2013-14	GSW	7	7	257	40	98	.408	16	44	.364	19	24	.792	4	20	24	25	7	15	5	115	16.4
2014-15	GSW	21	21	761	149	334	.446	57	146	.390	36	45	.800	9	72	81	54	16	41	19	391	18.6
2015-16	GSW	24	24	849	201	453	.444	98	231	.424	82	96	.854	15	73	88	54	26	47	9	582	24.3
2016-17	GSW	17	17	596	94	237	.397	41	106	.387	26	33	.788	11	55	66	35	14	24	5	255	15.0
2017-18	GSW	21	21	794	159	342	.465	67	157	.427	27	31	.871	11	75	86	38	16	31	6	412	19.6
2018-19	GSW	21	21	818	164	360	.456	70	158	.443	37	41	.902	12	74	86	44	28	38	15	435	20.7
2021-22	GSW	22	22	792	158	368	.429	77	200	.385	26	30	.867	7	79	86	50	24	28	15	419	19.0
2022-23	GSW	13	13	468	85	219	.388	50	136	.368	21	24	.875	1	53	54	29	7	26	4	241	18.5
TOTALS		**158**	**158**	**5,829**	**1,126**	**2,585**	**.436**	**501**	**1,237**	**.405**	**279**	**330**	**.845**	**79**	**547**	**626**	**351**	**150**	**274**	**85**	**3,032**	**19.2**
PER GAME		**--**	**--**	**36.9**	**7.1**	**16.4**	**--**	**3.2**	**7.8**	**--**	**1.8**	**2.1**	**--**	**0.5**	**3.5**	**4.0**	**2.2**	**0.9**	**1.7**	**0.5**	**19.2**	**--**

	REG CAREER HIGHS
PTS	**60** vs. IND 12/5/16
FGM	**21** 2 times (vs. ATL, 1/2/23)
FGA	**39** vs. ATL 1/2/23
3FGM	**14** at CHI 10/29/18
3FGA	**24** at CHI 10/29/18
FTM	**13** at POR 1/29/17
FTA	**15** at POR 1/29/17
OREB	**4** 2 times (vs. PHX, 1/10/23)
DREB	**11** 2 times (@ ATL, 3/17/23)
TREB	**11** 2 times (@ ATL, 3/17/23)
ASTS	**8** 5 times (vs. NYK, 3/18/24)
STLS	**5** 3 times (@ PHX, 2/10/16)
BLKS	**5** at HOU 1/17/15
MINS	**55** vs. DEN 11/10/12

	POST CAREER HIGHS
PTS	**41** at OKC 5/28/16
FGM	**14** 4 times (@ OKC, 5/28/16)
FGA	**31** at OKC 5/28/16
3FGM	**11** at OKC 5/28/16
3FGA	**18** at OKC 5/28/16
FTM	**15** vs. HOU 4/18/16
FTA	**16** vs. HOU 4/18/16
OREB	**4** at HOU 5/4/19
DREB	**12** at SAS 5/8/13
TREB	**14** at SAS 5/8/13
ASTS	**7** at LAC 5/3/14
STLS	**4** 2 times (vs. DEN, 4/27/22)
BLKS	**3** 4 times (vs. MEM, 5/13/22)
MINS	**51** vs. SAS 5/12/13

	2023-24 REG HIGHS
PTS	**35** at UTA 2/15/24
FGM	**13** at UTA 2/15/24
FGA	**24** vs. LAL 1/27/24
3FGM	**8** at LAC 12/14/23
3FGA	**17** 2 times (vs. LAL, 1/27/24)
FTM	**6** 3 times (vs. SAS, 3/9/24)
FTA	**7** vs. SAS 11/24/23
OREB	**2** 6 times (vs. NOP, 4/12/24)
DREB	**9** at SAC 11/28/23
TREB	**9** at SAC 11/28/23
ASTS	**8** vs. NYK 3/18/24
STLS	**3** 3 times (@ DAL, 4/5/24)
BLKS	**3** vs. SAC 11/1/23
MINS	**47** vs. LAL 1/27/24

P.J. WASHINGTON JR.

6TH SEASON IN THE NBA

2ND SEASON WITH THE MAVS

HEIGHT 6'7"

WEIGHT 230

BIRTHDAY 8.23.98

ACQUIRED ACQUIRED IN TRADE (2/8/24)

PRIOR TO NBA KENTUCKY

COUNTRY USA

CAREER TRANSACTIONS

- Selected by Charlotte with the 12th overall pick in the 2019 NBA Draft.
- Re-Signed with Charlotte (8/26/23).
- Traded by Charlotte with a 2024 second-round pick (via. BOS) and a 2028 second-round pick for Grant Williams, Seth Curry and a 2027 first-round pick (2/8/24).

NBA CAPSULE

- Holds career averages of 12.9 points, 5.5 rebounds, 2.2 assists and 30.3 minutes in 333 career NBA games (264 starts) with Charlotte and Dallas.
- Member of the 2021 USA Select Team.
- Named to the 2020 NBA All-Rookie Second Team.
- Selected for the 2020 Rising Stars Challenge.
- Made 7 3-pointers in his first NBA game, the most in an NBA debut in NBA history.

SEASON HIGHLIGHTS

2023-24 (Charlotte and Dallas)

- Averaged 12.9 points, 5.6 rebounds, 1.9 assists and 30.4 minutes in 73 games (45 starts) between Charlotte and Dallas...with the Hornets, he averaged 13.6 points, 5.3 rebounds, 2.2 assists and 29.2 minutes in 44 games (17 starts), and with Dallas his averages were 11.7 points, 6.2 rebounds, 1.5 assists, 1.2 steals and 32.2 minutes in 29 games (28 starts).
- Posted 13 games with 20+ points, three games with 30+ points and one game with 40+ points.
- Tied career-high 43 points vs. UTA (1/27/24) on 17-22 shooting (.773), including 7-9 from three (.778).
- In DAL debut vs. OKC (2/10/24), he scored 14 points (6-10 FG) to go along with 5 rebounds.
- Recorded his first double-double as a Mav with 14 points and season-high 13 rebounds at SAC (3/26/24)...had four double-doubles for the season.
- Notched back-to-back games with at least 5 3PM for the second time in his career after going 5-of-8 from deep vs. vs. ATL (4/4/24) and GSW (4/5/24).
- Scored Mavs-high 32 points (12-18 FG, 5-8 3FG) vs. GSW (4/5/24) along with 5 rebounds, 3 assists, career-high 5 steals and 2 blocks, becoming the second player in DAL history to record at least 30 points, 5 steals and 2 blocks in a game (Mark Aquirre vs. DEN, 12/5/87).

2022-23 (Charlotte)

- Averaged career-high 15.7 points, 4.9 rebounds, 2.4 assists, 1.1 blocks and 32.6 minutes in 73 games (73 starts)...recorded first 1,000-point season of his career with 1,144 total points.
- One of five players to record at least 50 steals, 75 blocks and 100 threes this season, and became the 15th player ever with multiple such seasons.
- Notched first double-double of the season with 28 points, 10 rebounds and seson-high 4 steals at CLE (11/18/22).
- Tied career-high 7 assists to go along with 12 points and 5 rebounds at BKN (12/7/22).
- Posted first 25-5-5 game of his career vs. MIA (1/29/23) with 27 points, 6 rebounds and 5 assists.
- Had four straight 20-point games from 2/11-24, the longest streak of his career.
- Grabbed season-high 12 rebounds with 21 points vs. DAL (3/26/23).
- Scored career-high 43 points at OKC (3/28/23) on 16-24 shooting (.667) includeing a 5-of-9 mark from three (.556)...scored 22 points in the fourth quarter.

2021-22 (Charlotte)

- Averaged 10.3 points, 5.2 rebounds, 2.3 assists and 27.2 minutes in 65 games (28 starts)...shot career-high .470 FG%.
- Grabbed career-high 14 rebounds vs. MIA (2/17/22) with 15 points.
- Scored season-high 21 points on 8-of-14 shooting, including 5-of-9 from beyond the arc, vs. DAL (3/19/22).
- Matched career-high 7 assists, first set at SAS (12/15/21), again vs. NOP (3/21/22).

2020-21 (Charlotte)

- Averaged 12.9 points, career-high 6.5 rebounds, 2.5 assists, career-high 1.2 blocks (13th in NBA) and 30.5 minutes in 64 games (61 starts)...shot career-high .745 from the free throw line.
- Recorded career-most 10 double-doubles in a season.
- Posted 14 points and 12 rebounds, including career-high 6 ORB vs. BKN (12/27/20).
- One of 13 players with 6+ blocks in a single game vs. ATL (1/9/21)...6 blocks was career-high, to go along with 22 points and 7 rebounds.
- Scored season-high 42 points (15-22 FG, 5-8 3FG) with 8 rebounds, 2 assists, 2 steals and 2 blocks at SAC (2/28/21).
- Grabbed season-high 13 rebounds in a double-double effort with 10 points, 5 assists and 2 blocks at SAS (3/22/21).
- Poured in 17 first-quarter points to finish with 26 points on 10-of-18 shooting at NYK (4/20/21).

2019-20 (Charlotte)

- Averaged 12.2 points, 5.4 rebounds, 2.1 assists and 30.3 minutes in 58 games (57 starts).
- Scored season-high 27 points on 9-of-17 shooting, including 7 made threes vs. CHI (10/23/19), setting the NBA record for most made 3s in a player's NBA debut.

- Recorded first career double-double in second game played vs. MIN (10/25/19) with 10 points and 10 rebounds.
- Knocked down 9-of-12 field shots for 26 points at DET (11/29/19) with 5 rebounds, 3 assists and season-high 4 steals.
- Grabbed season-high 12 rebounds and added 12 points with 6 assists vs. TOR (1/8/20).

PLAYOFF CAPSULE

- Averaged 13.0 points, 6.6 rebounds, 1.4 assists and 35.7 minutes in 22 games (22 starts)...has shot .427 from the field, .348 from three and .709 from the free throw line.
- **2024 (DAL):** Started all 22 games he played in during first postseason expereince in Mavs' run to the NBA Finals and averaged 13.0 points and 6.6 rebounds...averaged series-high 17.7 points, 8.3 rebounds and 2.0 assists during the Western Conference Semifinals against OKC, and shot .476 from the field (39-82 FG) and .469 from three (23-49 3FG)...scored postseason career-high 29 points at OKC (5/9/24) with 11 rebounds, 4 assists, 2 steals and 1 block...grabbed postseason career-high 12 rebounds with 21 points vs. OKC (5/13/24).

COLLEGE CAPSULE

- In his two seasons at Kentucky, averaged 12.9 points (.521 FG%, .384 3FG%, .632 FT%), 6.6 rebounds, 1.7 assists, 1.0 blocks and 28.3 minutes in 72 games (63 starts)...named to the First-Team All-SEC team and was selected as a Third-Team All-American following his sophomore season (2018-19).
- **2018-19 (Kentucky):** As a sophomore, averaged 15.2 points (.522 FG%, .423 3FG%, .663 FT%), 7.5 rebounds, 1.8 assists, 1.2 blocks and 29.3 minutes in 35 games (33 starts)…named to the NCAA Consensus All-America Third Team, All-SEC First Team and NCAA Tournament All-Region Team…was a finalist for the Naismith Award, the Wooden Award and Karl Malone Award…finished third in the conference in FG% (.522)...his 264 total rebounds were good for fifth in the conference...posted a team-high nine double-doubles…named an All-American by USA Today (Second Team), Sports Illustrated (Second Team), Basketball Times (Third Team) and CollegeInsider.com Lute Olson…tabbed a two-time SEC Player of the Week and was a member of the NCAA All-Tournament Midwest Region Team…led Kentucky in scoring and rebounding averages…scored in double figures in 25 games…led UK in scoring in a team-high 16 games and led UK in rebounding in a team-best 16 games…recorded a team-high nine double-doubles…scored 20 or more points a team-high 11 times…finished second on the team in blocks with 43.
- **2017-18 (Kentucky):** As a freshman, averaged 10.8 points (.519 FG%, .238 3FG%, .606 FT%), 5.7 rebounds, 1.5 assists and 27.4 minutes in 37 games (30 starts)…declared for 2018 NBA Draft but removed his name from consideration and returned to play for his sophomore season…led UK in rebounding with 211 total boards and led the Wildcats with three double-doubles…added 57 assists and 31 blocks, both third most on the team, respectively…scored in double figures in 11 of the final 12 games of the season, averaging 12.9 points and 6.8 rebounds per game while shooting 57.6% from the floor.

PERSONAL CAPSULE

- P.J. Washington Jr. (Paul Jamaine Washington Jr.) was born in Louisville, Kentucky in 1998 to Sherry and Paul Washington Sr....has two siblings.
- Both of his parents played basketball at Middle Tennessee State...wears #25 because that's what his father wore.
- Washington played for two different high schools: Lone Star High School in Frisco, Texas, before transferring to Findlay Prep in Henderson, Nevada...as a senior at Findlay Prep, averaged 19.6 points, 6.1 assists, 9.4 rebounds and 1.9 steals per game.
- Named to the All-USA Boys Basketball Second Team in March and played in the 2017 McDonald's All-American Game and the Jordan Brand Classic.
- Started all five games and averaged 10.0 points and 4.0 rebounds for the gold-medal winning 2016 USA Men's U18 National Team in Chile...also a member of the 2015 USA 3×3 U18 World Championship Team, which finished in eighth place in Debrecen, Hungary...suited up for Coach Calipari and Team USA at the 2017 FIBA U19 World Cup and averaged a team-high 12.9 points per game with 5.1 rebounds en route to a third-place finish.
- As a five-star recruit, Washington committed to the University of Kentucky and was ranked as the No. 12 overall prospect in the country heading into college.
- Also participated in football and track.
- Played for Penny Hardaway and Team Penny in AAU.
- Washington's social media handles are: Instagram @pj_washington and X @PJWashington.

P.J. WASHINGTON JR. - NBA REGULAR SEASON STATISTICS

SEASON	TEAM	GP	GS	MIN	FG	FGA	FG%	3PM	3PA	3P%	FT	FTA	FT%	OR	DR	TOT	A	ST	TO	BS	PTS	PPG
2019-20	CHA	58	57	1,759	268	589	.455	86	230	.374	88	136	.647	58	258	316	123	51	93	44	710	12.2
2020-21	CHA	64	61	1,954	302	686	.440	112	290	.386	108	145	.745	93	325	418	161	69	128	79	824	12.9
2021-22	CHA	65	28	1,768	250	532	.470	110	301	.365	58	81	.716	82	255	337	147	57	82	61	668	10.3
2022-23	CHA	73	73	2,380	434	978	.444	149	428	.348	127	174	.730	73	285	358	175	66	110	79	1,144	15.7
2023-24	CHA	44	17	1,286	227	509	.446	79	244	.324	67	94	.713	53	179	232	97	38	66	32	600	13.6
									Went from **CHA** to **DAL**.													
2023-24	DAL	29	28	935	127	302	.421	53	169	.314	32	51	.627	32	147	179	44	34	30	27	339	11.7
2023-24	TOT	73	45	2,220	354	811	.436	132	413	.320	99	145	.683	85	326	411	141	72	96	59	939	12.9
TOTALS		**333**	**264**	**10,081**	**1,608**	**3,596**	**.447**	**589**	**1,662**	**.354**	**480**	**681**	**.705**	**391**	**1,449**	**1,840**	**747**	**315**	**509**	**322**	**4,285**	**12.9**
PER GAME		**--**	**--**	**30.3**	**4.8**	**10.8**	**--**	**1.8**	**5.0**	**--**	**1.4**	**2.0**	**--**	**1.2**	**4.4**	**5.5**	**2.2**	**0.9**	**1.5**	**1.0**	**12.9**	**--**

P.J. WASHINGTON JR. - NBA POSTSEASON STATISTICS

SEASON	TEAM	GP	GS	MIN	FG	FGA	FG%	3PM	3PA	3P%	FT	FTA	FT%	OR	DR	TOT	A	ST	TO	BS	PTS	PPG
2023-24	DAL	22	22	785	100	234	.427	47	135	.348	39	55	.709	33	112	145	31	16	32	17	286	13.0
TOTALS		**22**	**22**	**785**	**100**	**234**	**.427**	**47**	**135**	**.348**	**39**	**55**	**.709**	**33**	**112**	**145**	**31**	**16**	**32**	**17**	**286**	**13.0**
PER GAME		**--**	**--**	**35.7**	**4.5**	**10.6**	**--**	**2.1**	**6.1**	**--**	**1.8**	**2.5**	**--**	**1.5**	**5.1**	**6.6**	**1.4**	**0.7**	**1.5**	**0.8**	**13.0**	**--**

	REG CAREER HIGHS
PTS	**43** 2 times (vs. UTA, 1/27/24)
FGM	**17** vs. UTA 1/27/24
FGA	**24** at OKC 3/28/23
3FGM	**7** 2 times (vs. UTA, 1/27/24)
3FGA	**11** 5 times (vs. MIA, 11/14/23)
FTM	**12** vs. ATL 12/8/19
FTA	**13** vs. ATL 12/8/19
OREB	**6** vs. BKN 12/27/20
DREB	**12** 2 times (@ SAC, 3/26/24)
TREB	**14** vs. MIA 2/17/22
ASTS	**7** 3 times (@ BKN, 12/7/22)
STLS	**5** vs. GSW 4/5/24
BLKS	**6** vs. ATL 1/9/21
MINS	**49** vs. MIA 2/17/22

	POST CAREER HIGHS
PTS	**29** at OKC 5/9/24
FGM	**11** 2 times (vs. OKC, 5/11/24)
FGA	**23** vs. OKC 5/11/24
3FGM	**7** at OKC 5/9/24
3FGA	**12** vs. OKC 5/11/24
FTM	**5** at LAC 4/23/24
FTA	**7** at LAC 4/23/24
OREB	**4** vs. OKC 5/13/24
DREB	**9** at OKC 5/9/24
TREB	**12** vs. OKC 5/13/24
ASTS	**4** 2 times (@ OKC, 5/15/24)
STLS	**3** vs. LAC 4/26/24
BLKS	**2** 5 times (@ BOS, 6/17/24)
MINS	**42** vs. MIN 5/28/24

	2023-24 REG HIGHS
PTS	**43** vs. UTA 1/27/24
FGM	**17** vs. UTA 1/27/24
FGA	**23** vs. MIA 11/14/23
3FGM	**7** vs. UTA 1/27/24
3FGA	**11** vs. MIA 11/14/23
FTM	**7** vs. DEN 12/23/23
FTA	**9** vs. DEN 12/23/23
OREB	**4** 3 times (vs. MIA, 3/7/24)
DREB	**12** at SAC 3/26/24
TREB	**13** 2 times (vs. HOU, 4/7/24)
ASTS	**5** 4 times (@ DET, 1/24/24)
STLS	**5** vs. GSW 4/5/24
BLKS	**3** 4 times (vs. GSW, 3/13/24)
MINS	**43** vs. HOU 4/7/24

	2023-24 POST HIGHS
PTS	**29** at OKC 5/9/24
FGM	**11** 2 times (vs. OKC, 5/11/24)
FGA	**23** vs. OKC 5/11/24
3FGM	**7** at OKC 5/9/24
3FGA	**12** vs. OKC 5/11/24
FTM	**5** at LAC 4/23/24
FTA	**7** at LAC 4/23/24
OREB	**4** vs. OKC 5/13/24
DREB	**9** at OKC 5/9/24
TREB	**12** vs. OKC 5/13/24
ASTS	**4** 2 times (@ OKC, 5/15/24)
STLS	**3** vs. LAC 4/26/24
BLKS	**2** 5 times (@ BOS, 6/17/24)
MINS	**42** vs. MIN 5/28/24

BRANDON WILLIAMS

3RD SEASON IN THE NBA | 2ND SEASON WITH THE MAVS

HEIGHT 6'1" | WEIGHT 190 | BIRTHDAY 11.22.99

ACQUIRED: SIGNED TWO-WAY DEAL (7/10/24)

PRIOR TO NBA: ARIZONA | COUNTRY: USA



CAREER TRANSACTIONS

- Signed to a 10-day contract by Portland (12/26/21).
- Signed to a Two-Way contract by Portland (2/22/22).
- Waived by Portland (10/7/22).
- Signed by Orlando (9/12/23).
- Waived by Orlando (10/21/23).
- Signed to a Two-Way contract by Dallas (12/28/23).
- Signed to a Two-Way contract by Dallas (7/10/24).

NBA CAPSULE

- Holds career averages of 8.9 points, 2.1 rebounds, 2.7 assists and 18.4 minutes in 41 games (16 starts) with Portland and Dallas.

SEASON HIGHLIGHTS

2023-24 (Dallas and Osceola Magic):

- Averaged 3.2 points, 0.8 rebounds, 1.0 assists and 6.6 minutes in 17 games for the Mavericks.
- Scored season-high 22 points at OKC (4/14/24) with season-high 5 rebounds and season-high 3 assists.
- Prior to signing a Two-Way contract with Dallas, appeared in 14 games (13 starts) for the Osceola Magic in the NBA G League, where he averaged 22.4 points (.479 FG%), 4.1 rebounds, 5.0 assists and 1.6 steals per game.

2022-23 (College Park Skyhawks):

- Appeared in 28 games (26 starts) for the College Park Skyhawks in the NBA G League, where he averaged 19.4 points (.462 FG%), 4.2 rebounds, 6.3 assists and 1.2 steals per game.

2021-22 (Portland and Westchester Knicks):

- Averaged 12.9 points, 3.1 rebounds, 3.9 assists and 1.0 steals in 26.7 minutes in 24 games (16 starts).
- Made his NBA debut vs. DAL (12/27/21) and notched 7 points (2-2 FG, 3-5 FT) in 6 minutes.
- Scored career-high 27 points (7-18 FG, 2-7 3FG, 11-16 FT) with 8 rebounds, 2 assists, 4 steals and 1 block in 33 minutes at MIN (3/7/22).
- Appeared in 13 games (11 starts) with the Westchester Knicks during the G League's regular season and averaged 22.8 points (.461 FG%), 3.9 rebounds and 6.6 assists before signing with Portland.
- Reacquired by the Westchester Knicks (1/5/22) and scored a career-high 35 points to go along with 8 assists.

PLAYOFF CAPSULE

- **2024 (DAL):** Ineligible to play during the Mavericks' run to the NBA Finals due to being a Two-Way player.

COLLEGE CAPSULE

- **2019-20:** Redshirted his sophomore year for recovery from an offseason knee surgery.
- **2018-19:** As a freshman at Arizona, averaged 11.4 points (.377 FG%, .316 3FG%, .819 FT%), 2.8 rebounds, 3.4 assists, .8 steals and 28.2 minutes in 26 games (21 starts)…named Pac-12 All-Freshman Team Honorable Mention…scored in double figures in 17 games and led the Wildcats in assists on 10 occasions...in his second-ever collegiate game, posted 8 assists and no turnovers in win over Cal Poly (11/11/18), becoming first Arizona freshman since Khalid Reeves in 1990 to post 8 assists to no turnovers in a game...notched the first double-double of his career against Utah Valley (12/6), scoring 15 points and grabbing 10 rebounds...scored 16 points on 6-of-11 shooting at Alabama (12/9/18)…averaged 11.7 points per game in 12 Pac-12 contests...averaged 3.3 assists per game, ranking 12th in the Pac-12 Conference...shot 81.8% from the free-throw line on the season, which ranked seventh in the conference...posted a 1.9 assist-to-turnover ratio, which ranked fifth in the conference and tops for all freshmen.

PERSONAL CAPSULE

- Born 11/22/99 in Los Angeles.
- Played prep basketball at powerhouse Crespi Carmelite High…averaged 24.7 points, 5.0 rebounds, 2.7 assists and 2.4 steals per game as a high school senior…named Los Angeles Daily News 2017-18 Player of the Year…went for 43 points in CIF playoffs versus Chino Hills in March of 2018 while also scoring 52 points in a game against Alemany High earlier that season…missed junior season of high school to have surgery on a on a genetic condition in his knee.
- Was the No. 2 and No. 3 prospect in the 2018 California recruiting class, according to 247Sports and ESPN, respectively.

BRANDON WILLIAMS - NBA REGULAR SEASON STATISTICS

SEASON	TEAM	GP	GS	MIN	FG	FGA	FG%	3PM	3PA	3P%	FT	FTA	FT%	OR	DR	TOT	A	ST	TO	BS	PTS	PPG
2021-22	POR	24	16	640	105	282	.372	31	106	.292	68	97	.701	19	55	74	94	24	58	10	309	12.9
2023-24	DAL	17	0	113	20	54	.370	3	15	.200	11	17	.647	4	9	13	17	1	7	1	54	3.2
TOTALS		41	16	753	125	336	.372	34	121	.281	79	114	.693	23	64	87	111	25	65	11	363	8.9
PER GAME		--	--	18.4	3.0	8.2	--	0.8	3.0	--	1.9	2.8	--	0.6	1.6	2.1	2.7	0.6	1.6	0.3	8.9	--

	REG CAREER HIGHS
PTS	**27** at MIN 3/7/22
FGM	**10** at BKN 3/18/22
FGA	**21** at OKC 4/14/24
3FGM	**5** vs. OKC 3/28/22
3FGA	**9** at IND 3/20/22
FTM	**11** 2 times (@ DET, 3/21/22)
FTA	**16** at MIN 3/7/22
OREB	**3** at BKN 3/18/22
DREB	**6** 2 times (@ UTA, 3/9/22)
TREB	**8** at MIN 3/7/22
ASTS	**12** vs. OKC 3/28/22
STLS	**4** 2 times (vs. OKC, 3/28/22)
BLKS	**2** at NYK 3/16/22
MINS	**41** vs. OKC 3/28/22

	2023-24 REG HIGHS
PTS	**22** at OKC 4/14/24
FGM	**8** at OKC 4/14/24
FGA	**21** at OKC 4/14/24
3FGM	**1** 3 times (@ OKC, 4/14/24)
3FGA	**6** at OKC 4/14/24
FTM	**5** at OKC 4/14/24
FTA	**6** at OKC 4/14/24
OREB	**1** 4 times (@ OKC, 4/14/24)
DREB	**4** at OKC 4/14/24
TREB	**5** at OKC 4/14/24
ASTS	**3** at OKC 4/14/24
STLS	**1** vs. POR 1/3/24
BLKS	**1** vs. POR 1/5/24
MINS	**30** at OKC 4/14/24

THE NBA

NBA OFFICES
OPPONENTS
G LEAGUE

DALLAS MAVERICKS

NATIONAL BASKETBALL ASSOCIATION
NBA ENTERTAINMENT
WOMEN'S NATIONAL BASKETBALL ASSOCIATION
NBA G LEAGUE
NBA 2K LEAGUE
BASKETBALL AFRICA LEAGUE

U.S. OFFICES

NEW YORK
Olympic Tower
645 Fifth Avenue
New York, NY 10022
Telephone: (212) 407-8000
Fax: (212) 832-3861

NEW JERSEY
100 Plaza Drive
Secaucus, NJ 07094
Telephone: (201) 865-1500
Fax: (201) 974-5973

INTERNATIONAL OFFICES

AFRICA

CAIRO
5A Building H, Second Floor
Unit 3
New Cairo
Cairo
Egypt

DAKAR
Levels 4 and 5, Serenity Building
King Fahd Palace Road
Almadies, Dakar
Senegal

JOHANNESBURG
6th Floor
The Ridge
1 Discovery Place
Sandton, 2196
South Africa

LAGOS
6th Floor, Landmark Towers
5B Water Corporation Road
Oniru, Lagos State, Nigeria

ASIA/PACIFIC

BEIJING
19th Floor, Office Tower 2, China Central Place
No. 79 Jianguo Road, Chaoyang District
Beijing, China 100025
Telephone: +86-10-5200-8200
Fax: +86-10-5200-8202

HONG KONG
Room 3101, Lee Gardens One
33 Hysan Avenue
Causeway Bay, Hong Kong
Telephone: +852-2843-9600
Fax: +852-2536-4808

MANILA
Unit 1701, World Plaza Building
5th Avenue corner 30th Street
Bonifacio Global City
Taguig, 1634 Philippines
Telephone: +632-866-8205

MUMBAI
C-1804, ONE BKC
G Block, Bandra Kurla Complex
Bandra East, Mumbai - 400051
Telephone: +91-22-6124-6100

SHANGHAI
Unit 2703-2708, 27F, Tower 2 Plaza
66 1266 Nanjing West Road
Jing An District
Shanghai, China 200040
Telephone: +86-21-6137-2200
Fax: +86-21-6288-9920

CANADA
TORONTO
16 York Street, Suite 2510
Toronto, Ontario Canada M5J 0E6
Telephone: (416) 682-2000

EUROPE & THE MIDDLE EAST
LONDON
Endeavour House
189 Shaftesbury Avenue
London, United Kingdom WC2H 8JR
Telephone: +44-20-7420-8900

MADRID
47 Leganitos Street 6th Floor
28013 Madrid, Spain
Telephone: +34-912-153-573

LATIN AMERICA
RIO DE JANEIRO
Av Borges de Medeiros, 633
Sala 301 – Leblon
Rio de Janeiro, RJ, Brazil 22430-041
Telephone: +55-21-3206-6400
Fax: +55-21-2586-6001

MEXICO CITY
Av. Prolongacion Paseo de la Reforma
No. 1236, Piso 6
Planta Baja Desarrollo Santa Fe
Cuajimalpa De Morelos, Ciudad De Mexico 05348
Telephone: +52-55-9171-7700

2024-25 NATIONAL BASKETBALL ASSOCIATION KEY DATES

2024

September 24	First allowable date for players participating in preseason games outside North America to report to their teams (no earlier than 11 a.m. local time)
September 25	Training Camps open for all teams participating in preseason games outside North America
September 30	First allowable date for all other veteran players to report to their teams (no earlier than 11 a.m. local time)
October 1	NBA Training Camps open
October 4	NBA Preseason games begin
October 4 & 6	NBA Abu Dhabi Games, (Celtics vs. Nuggets | Abu Dhabi, UAE)
October 6	NBA Canada Series (Toronto Raptors vs. Washington Wizards | Montreal, QC)
October 12-13	Naismith Basketball Hall of Fame Enshrinement Weekend (Springfield, MA)
October 18	NBA Preseason ends
October 21	Rosters set for NBA Opening Day (5 p.m. ET)
October 22	Start of the 2024-25 NBA Regular Season
October 26	2024-25 NBA G League Draft
October 26 – Nov. 7	NBA G League Training Camp
November 2	NBA Mexico City Game 2024 (Miami Heat vs. Washington Wizards | Mexico City, Mexico)
November 7	Rosters set for NBA G League Opening Day (5 p.m. ET)
November 8	NBA G League Tip-Off Tournament begins
November 12	Emirates NBA Cup begins
December 3	Emirates NBA Cup Group Stage concludes
December 10-11	Emirates NBA Cup Quarterfinals
December 7	Emirates NBA Cup Semifinals (Las Vegas, NV)
December 9	Emirates NBA Cup Championship (Las Vegas, NV)
December 19-22	NBA G League Winter Showcase
December 27	NBA G League 34-game regular season begins

2025

January 5	10-day contracts may now be signed
January 10	All NBA contracts are guaranteed for the remainder of the season
January 21-25	NBA Rivals Week
January 23 & 25	NBA Paris Games 2025 (Spurs vs. Pacers | Paris, France)
February 6	NBA Trade Deadline (3 p.m. ET)
February 14-16	NBA All-Star 2025 (San Francisco, CA)
February 14-19	NBA All-Star break
March 1	Playoff Eligibility Waiver Deadline
April 1	NBA G League Playoffs begin
April 13	NBA Regular Season ends
April 14	Rosters set for NBA Playoffs 2025 (3 p.m. ET)
April 15-18	NBA Play-In Tournament
April 19	NBA Playoffs 2024 begin
May 5-6	Conference Semifinals begin (possible move up to May 3-4)

ATLANTA PR STAFF

Executive Vice President and Chief Communications Officer
Garin Narain (garin.narain@hawks.com)

Vice President, Basketball Communications
Jon Steinberg (jon.steinberg@hawks.com)

Senior Manager, Basketball Communications
Billy Hartman (billy.hartman@hawks.com)

2023-24 SEASON SERIES RESULTS

1/26/24 @ Atlanta	Dallas, 148-143
4/4/24 vs. Dallas	Dallas, 109-95

2023-24 REGULAR SEASON VS. HAWKS

DATE	SITE	TIME/RESULT
1/26/24	Atlanta	W, 148-143
4/4/24	Dallas	W, 109-95

2022-23 REGULAR SEASON VS. HAWKS

DATE	SITE	RESULT
1/18/23	Dallas	L, 122-130
4/2/23	Atlanta	L, 130-132 (OT)

SERIES HISTORY VS. HAWKS

	ALL-TIME	STREAKS	LAST WIN	LAST LOSS
Overall	39-47	Won 2	4/4/24	4/2/23
Home	23-20	Won 1	4/4/24	1/18/23
Road	16-27	Won 1	1/26/24	4/2/23

2023-24 DALLAS STATISTICS VS. ATLANTA

PLAYER	GP-GS	MIN	FG-ATT	FG%	3FG-ATT	3FG%	FT-FTA	FT%	OFF	DEF	TOT/AVG	AST	PF-D	STL	TO	BLK	PTS	AVG
L. Dončić	2-2	81.8	33-58	.569	14-28	.500	18-19	.947	0	22	22/11.0	15	4-18	3	9	1	98	49.0
K. Irving	1-1	34.9	10-21	.476	3-7	.429	3-3	1.000	2	3	5/5.0	1	1-2	0	4	1	26	26.0
J. Green	1-1	35.3	8-12	.667	4-5	.800	1-2	.500	1	1	2/2.0	4	5-2	0	3	0	21	21.0
T. Hardaway Jr.	2-0	52.9	6-21	.286	5-16	.313	4-4	1.000	1	5	6/3.0	6	4-3	1	3	0	21	10.5
P. Washington	1-1	36.2	6-11	.545	5-8	.625	2-2	1.000	1	7	8/8.0	3	2-3	1	1	1	19	19.0
D. Jones Jr.	2-2	46.5	5-9	.556	1-3	.333	5-6	.833	2	4	6/3.0	1	3-3	1	2	1	16	8.0
J. Hardy	2-0	19.8	3-10	.300	1-5	.200	3-4	.750	2	2	4/2.0	1	3-3	1	0	0	10	5.0
D. Exum	2-0	49.3	3-10	.300	2-5	.400	1-2	.500	0	5	5/2.5	5	3-2	1	1	0	9	4.5
D. Lively II	1-1	27.6	4-7	.571	0-0	.000	1-2	.500	2	9	11/11.0	4	5-2	1	1	4	9	9.0
G. Williams	1-1	28.0	3-6	.500	1-3	.333	2-2	1.000	0	5	5/5.0	4	4-1	0	1	0	9	9.0
M. Kleber	1-0	21.0	2-5	.400	1-3	.333	2-2	1.000	2	4	6/6.0	2	2-3	0	1	1	7	7.0
D. Gafford	1-1	22.7	3-5	.600	0-0	.000	0-0	.000	1	2	3/3.0	1	4-2	1	0	2	6	6.0
R. Holmes	1-0	13.9	2-2	1.000	0-0	.000	0-0	.000	1	2	3/3.0	1	2-0	0	0	1	4	4.0
D. Powell	1-0	8.1	1-1	1.000	0-0	.000	0-1	.000	2	1	3/3.0	0	0-2	0	1	0	2	2.0
A. Lawson	1-0	0.8	0-0	.000	0-0	.000	0-0	.000	0	1	1/1.0	0	0-0	0	0	0	0	0.0
O. Prosper	1-0	0.8	0-0	.000	0-0	.000	0-0	.000	0	0	0/0.0	0	0-0	0	0	0	0	0.0
B. Williams	1-0	0.8	0-1	.000	0-1	.000	0-0	.000	0	0	0/0.0	0	0-0	0	0	0	0	0.0
TEAM	**22-10**	**479.9**	**89-179**	**.497**	**37-84**	**.440**	**42-49**	**.857**	**17**	**73**	**90/45.0**	**48**	**42-46**	**10**	**27**	**12**	**257**	**128.5**

2023-24 ATLANTA STATISTICS VS. DALLAS

PLAYER	GP-GS	MIN	FG-ATT	FG%	3FG-ATT	3FG%	FT-FTA	FT%	OFF	DEF	TOT/AVG	AST	PF-D	STL	TO	BLK	PTS	AVG
B. Bogdanovic	2-1	63.6	15-37	.405	7-19	.368	4-4	1.000	3	8	11/5.5	4	5-3	3	4	0	41	20.5
D. Murray	2-2	72.4	15-35	.429	6-16	.375	2-4	.500	3	7	10/5.0	11	4-7	1	7	0	38	19.0
Jalen J.	2-2	73.7	13-24	.542	2-4	.500	3-4	.750	1	18	19/9.5	7	7-4	2	2	1	31	15.5
T. Young	1-1	33.2	9-18	.500	2-7	.286	10-11	.909	0	1	1/1.0	11	3-7	3	2	0	30	30.0
G. Mathews	2-0	29.3	7-8	.875	5-5	1.000	3-3	1.000	2	2	4/2.0	0	3-2	0	1	0	22	11.0
S. Bey	1-1	37.9	6-13	.462	2-6	.333	2-2	1.000	3	4	7/7.0	5	3-1	0	0	0	16	16.0
C. Capela	2-2	53.2	7-14	.500	0-0	.000	2-5	.400	8	13	21/10.5	4	4-5	1	6	2	16	8.0
D. Hunter	1-1	36.5	3-10	.300	2-7	.286	5-7	.714	0	3	3/3.0	3	5-6	1	4	0	13	13.0
B. Fernando	1-0	19.4	3-6	.500	0-0	.000	4-6	.667	1	4	5/5.0	2	2-4	1	1	1	10	10.0
K. Bufkin	1-0	12.7	4-8	.500	1-4	.250	0-0	.000	0	3	3/3.0	1	3-0	1	0	0	9	9.0
O. Okongwu	1-0	23.4	2-5	.400	0-0	.000	4-4	1.000	2	4	6/6.0	2	4-2	1	1	0	8	8.0
V. Krejci	1-0	14.9	1-2	.500	1-2	.500	1-1	1.000	0	2	2/2.0	3	2-1	0	0	0	4	4.0
W. Matthews	1-0	4.5	0-2	.000	0-2	.000	0-0	.000	0	0	0/0.0	0	1-0	0	0	0	0	0.0
P. Mills	1-0	5.4	0-0	.000	0-0	.000	0-0	.000	0	0	0/0.0	0	0-0	0	0	0	0	0.0
TEAM	**19-10**	**480.0**	**85-182**	**.467**	**28-72**	**.389**	**40-51**	**.784**	**23**	**69**	**92/46.0**	**53**	**46-42**	**14**	**28**	**4**	**238**	**119.0**

2024-25 VS MAVERICKS

Nov. 25 at Atlanta
Apr. 2 at Dallas

2023-24 SEASON

36-46 (.439)
in Southeast

PLAYOFFS

Did not qualify

2023-24 REGULAR SEASON INDIVIDUAL BESTS

Points	73	Luka Dončić @ ATL 1/26/24
Rebounds	12	Luka Dončić vs. ATL 4/4/24
Assists	8	Luka Dončić vs. ATL 4/4/24

2023-24 REGULAR SEASON HAWKS BESTS

Points	30	Trae Young @ ATL 1/26/24
Rebounds	16	Jalen Johnson vs. ATL 4/4/24
Assists	11	Trae Young @ ATL 1/26/24

2023-24 REGULAR SEASON TEAM

Biggest Win	14	vs. ATL 4/4/24

** No Biggest Loss **

DATE	SITE	W/L	SCORE	DATE	SITE	W/L	SCORE	DATE	SITE	W/L	SCORE	DATE	SITE	W/L	SCORE	DATE	SITE	W/L	SCORE
12/06/1980	ATL	L	104-110	12/27/1989	DAL	W	114-101	02/23/1999	DAL	W	89-85	12/29/2007	DAL	W	97-84	10/18/2017	DAL	L	111-117
02/06/1981	DAL	L	98-100	03/19/1990	ATL	W	117-110	01/08/2000	DAL	W	95-85	12/06/2008	DAL	W	100-98	12/23/2017	ATL	L	107-112
01/26/1982	ATL	W	90-88	02/23/1991	ATL	L	107-122	03/19/2000	ATL	W	89-85	03/19/2009	ATL	L	87-95	10/24/2018	ATL	L	104-111
03/27/1982	DAL	L	85-96	03/15/1991	DAL	L	117-127	02/05/2001	ATL	W	91-81	12/05/2009	DAL	L	75-80	12/12/2018	DAL	W	114-107
01/07/1983	ATL	L	102-110	12/03/1991	DAL	L	99-103	04/05/2001	DAL	W	108-94	02/26/2010	ATL	W	111-103*	02/01/2020	DAL	W	123-100
02/19/1983	DAL	W	122-100	01/09/1992	ATL	L	108-124	12/29/2001	DAL	W	113-97	11/20/2010	ATL	W	98-93	02/22/2020	ATL	L	107-111
12/27/1983	ATL	L	109-112	11/14/1992	DAL	W	113-105	01/15/2002	ATL	W	116-107	01/29/2011	DAL	W	102-91	02/03/2021	ATL	W	122-116
03/21/1984	DAL	W	102-101	03/23/1993	ATL	L	107-125	01/08/2003	ATL	W	117-99	04/26/2012	ATL	L	89-106	02/10/2021	DAL	W	118-117
11/08/1984	DAL	W	112-105*	01/14/1994	ATL	L	96-113	02/18/2003	DAL	W	105-79	02/11/2013	DAL	L	101-105	10/21/2021	ATL	L	87-113

02/05/1985	ATL	W	112-103	01/31/1994	DAL	L	85-90	02/09/2004	ATL	L	96-102	03/18/2013	ATL	W	127-113	02/06/2022	DAL	W	103-94
12/19/1985	ATL	W	120-108	02/17/1995	DAL	L	90-110	03/17/2004	DAL	L	110-111	10/30/2013	DAL	W	118-109	01/18/2023	DAL	L	122-130
03/21/1986	DAL	L	103-107	02/23/1995	ATL	L	92-110	12/18/2004	DAL	W	90-68	11/29/2013	ATL	L	87-88	04/02/2023	ATL	L	130-132*
03/13/1987	DAL	L	105-113	11/11/1995	DAL	L	100-113	12/22/2004	ATL	L	100-113	12/22/2014	DAL	L	102-105	01/26/2024	ATL	W	148-143
03/26/1987	ATL	L	112-120	12/01/1995	ATL	W	106-98	11/17/2005	DAL	W	87-78	02/25/2015	ATL	L	87-104	04/04/2024	DAL	W	109-95
01/16/1988	DAL	L	98-101	12/17/1996	DAL	L	73-109	03/25/2006	ATL	W	98-83	12/09/2015	DAL	L	95-98	--	--	--	--
03/29/1988	ATL	L	106-120	03/21/1997	ATL	L	72-93	02/26/2007	DAL	W	110-87	02/01/2016	ATL	L	97-112	--	--	--	--
11/25/1988	DAL	W	100-95	12/02/1997	DAL	L	79-112	03/25/2007	ATL	W	104-97	01/07/2017	DAL	L	82-97	--	--	--	--
02/27/1989	ATL	L	83-105	01/14/1998	ATL	L	82-108	11/02/2007	ATL	L	94-101	03/01/2017	ATL	L	95-100	--	--	--	--

* overtime

SERIES INFORMATION & NOTES

Overall Series 39-47
Home games vs. Hawks 23-20
Road games at Hawks 16-27
Current series streak Dallas won last two
in Dallas Dallas won last game
in Atlanta Dallas won last game

DALLAS
Last home win 109-95 (4/4/24)
Last road win 148-143 (1/26/24)
Largest margin of victory 26 (105-79, 2/18/03)
High point total 148 (1/26/24)
Low point total 72 (3/21/97)

ATLANTA
Last home win 132-130 (4/2/23)
Last road win 130-122 (1/18/23)
Largest margin of victory 36 (109-73, 12/17/96)
High point total 143 (1/26/24)
Low point total 68 (12/18/04)

Series scoring record vs. Atlanta
Luka ć (73 on 1/26/24)

Series scoring record vs. Dallas
Jason Terry (46 on 1/15/02)

Dallas swept Atlanta for the second time since 2011 (2020-21) after a 148-143 win in Atlanta (1/26/24) and a 109-95 win at home (4/4/24)... Luka Dončić notched a franchise-record and career-high 73 points in the first match-up between the two in 2023-24, tallying the most efficient 70-point game in NBA history (.758 FG%) and tied for the fourth-highest scoring game in NBA history...Dončić's 73 points and Josh Green's 21 points (1/26/24) combined for 94 points which tied Kobe Bryant and Smush Parker (94) (1/22/06) for the most combined points by any two teammates in the last 40 years…in his first game against the Hawks as a member of the Mavericks, Kyrie Irving scored a Dallas series-best 41 points in a 132-130 overtime loss at Atlanta (4/2/23)...Rick Carlisle recorded his 500th win with the Mavericks in a 123-100 victory over Atlanta (2/1/20), becoming the 13th coach in NBA history to win at least 500 games with a single franchise…after being traded for one another on draft night, Dallas' Luka Dončić and Atlanta's Trae Young finished first and second, respectively, in voting for the 2018-19 NBA Rookie the Year Award...Dennis Smith Jr. tallied 16 points and 10 assists in Dallas' 2017-18 season opener against Atlanta (10/18/17), becoming the youngest player in NBA history (19 years, 327 days) to record a point-assist double-double in his NBA debut...Don Nelson earned his 1,000th victory on 12/29/01, joining former Hawks coach Lenny Wilkens and Pat Riley as the only coaches in the 1,000-win club…on 1/15/02, Jason Terry tallied a career-high 46 points for the Hawks in a 116-107 loss to the Mavericks.

BOSTON PR STAFF

Sr. Vice President of Communications
Christian Megliola (cmegliola@celtics.com)

Vice President of Media Services/Alumni Relations
Jeff Twiss (jtwiss@celtics.com)

Vice President of Communications
Taylor Kielpinski-Rogers (taylor@celtics.com)

Director of Basketball Communications
Brian Olive (bolive@celtics.com)

Manager of Basketball Communications
Heather Ward (hward@celtics.com)

Communications Coordinator
Caroline Weber (cweber@celtics.com)

2023-24 SEASON SERIES RESULTS

1/22/24 vs. Dallas	Boston, 119-110
3/1/24 @ Boston	Boston, 138-110

2023-24 REGULAR SEASON VS. CELTICS

DATE	SITE	TIME/RESULT
1/22/24	Dallas	L, 110-119
3/1/24	Boston	L, 110-138

2022-23 REGULAR SEASON VS. CELTICS

DATE	SITE	RESULT
11/23/22	Boston	L, 112-125
1/5/23	Dallas	L, 95-124

SERIES HISTORY VS. CELTICS

	ALL-TIME	STREAKS	LAST WIN	LAST LOSS
Overall	40-46	Lost 4	3/13/22	3/1/24
Home	24-19	Lost 2	11/6/21	1/22/24
Road	16-27	Lost 2	3/13/22	3/1/24

2023-24 DALLAS STATISTICS VS. BOSTON

PLAYER	GP-GS	MIN	FG-ATT	FG%	3FG-ATT	3FG%	FT-FTA	FT%	OFF	DEF	TOT/AVG	AST	PF-D	STL	TO	BLK	PTS	AVG
L. Dončić	2-2	76.2	26-55	.473	5-17	.294	13-19	.684	8	22	30/15.0	24	8-15	2	5	0	70	35.0
K. Irving	2-2	72.6	18-43	.419	4-14	.286	2-2	1.000	2	8	10/5.0	5	4-3	2	2	0	42	21.0
T. Hardaway Jr.	2-0	52.0	11-19	.579	6-11	.545	2-2	1.000	0	7	7/3.5	1	3-1	0	1	0	30	15.0
D. Lively II	2-2	48.0	10-10	1.000	0-0	.000	1-2	.500	6	6	12/6.0	2	2-3	2	1	3	21	10.5
P. Washington	1-1	35.2	7-16	.438	3-9	.333	0-0	.000	2	5	7/7.0	0	2-1	0	0	1	17	17.0
J. Green	2-2	65.9	6-16	.375	4-9	.444	0-0	.000	2	8	10/5.0	3	6-3	0	3	0	16	8.0
M. Kleber	2-0	45.8	3-8	.375	0-4	.000	2-3	.667	0	4	4/2.0	2	3-4	0	2	2	8	4.0
D. Jones Jr.	2-1	32.5	2-8	.250	1-3	.333	1-2	.500	0	2	2/1.0	4	1-3	1	2	0	6	3.0
D. Exum	1-0	14.7	1-5	.200	0-1	.000	2-2	1.000	0	2	2/2.0	1	1-2	0	0	0	4	4.0
J. Hardy	2-0	5.6	1-4	.250	0-2	.000	0-0	.000	0	0	0/0.0	0	0-0	0	1	0	2	1.0
O. Prosper	1-0	3.9	1-2	.500	0-0	.000	0-0	.000	0	1	1/1.0	0	0-0	1	0	0	2	2.0
G. Williams	1-0	17.8	1-5	.200	0-4	.000	0-0	.000	0	3	3/3.0	2	1-0	0	0	0	2	2.0
D. Gafford	1-0	6.0	0-0	.000	0-0	.000	0-0	.000	0	2	2/2.0	0	0-0	0	0	1	0	0.0
D. Powell	1-0	3.9	0-0	.000	0-0	.000	0-0	.000	0	0	0/0.0	0	1-0	0	0	1	0	0.0
TEAM	**22-10**	**480.0**	**87-191**	**.455**	**23-74**	**.311**	**23-32**	**.719**	**20**	**70**	**90/45.0**	**44**	**32-35**	**8**	**17**	**8**	**220**	**110.0**

2023-24 BOSTON STATISTICS VS. DALLAS

PLAYER	GP-GS	MIN	FG-ATT	FG%	3FG-ATT	3FG%	FT-FTA	FT%	OFF	DEF	TOT/AVG	AST	PF-D	STL	TO	BLK	PTS	AVG
J. Tatum	2-2	78.1	21-40	.525	7-17	.412	22-26	.846	0	19	19/9.5	8	6-16	3	4	2	71	35.5
J. Brown	2-2	67.3	24-42	.571	4-12	.333	7-10	.700	2	8	10/5.0	9	8-8	1	0	2	59	29.5
J. Holiday	2-2	65.1	10-19	.526	8-15	.533	0-0	.000	0	9	9/4.5	13	3-1	2	1	2	28	14.0
K. Porzingis	1-1	29.4	8-14	.571	4-8	.500	4-4	1.000	3	3	6/6.0	2	2-5	0	0	1	24	24.0
A. Horford	2-1	59.0	9-15	.600	5-11	.455	0-0	.000	2	12	14/7.0	6	3-0	1	2	2	23	11.5
D. White	2-2	66.9	7-22	.318	4-13	.308	1-2	.500	1	10	11/5.5	9	5-1	3	3	3	19	9.5
P. Pritchard	2-0	40.5	6-14	.429	3-8	.375	0-0	.000	2	7	9/4.5	7	3-0	1	2	1	15	7.5
X. Tillman	1-0	15.1	3-3	1.000	0-0	.000	0-0	.000	0	1	1/1.0	2	1-0	0	0	1	6	6.0
S. Hauser	2-0	30.6	2-6	.333	1-5	.200	0-0	.000	1	4	5/2.5	1	2-0	0	0	0	5	2.5
O. Brissett	1-0	3.9	1-2	.500	0-0	.000	1-1	1.000	0	0	0/0.0	0	0-1	0	0	1	3	3.0
L. Kornet	1-0	18.6	1-3	.333	0-0	.000	0-0	.000	1	4	5/5.0	1	2-0	0	2	1	2	2.0
J. Springer	1-0	1.9	1-2	.500	0-0	.000	0-0	.000	1	0	1/1.0	0	0-0	0	0	0	2	2.0
S. Mykhailiuk	1-0	3.6	0-0	.000	0-0	.000	0-0	.000	1	0	1/1.0	1	0-0	0	1	0	0	0.0
TEAM	**20-10**	**480.0**	**93-182**	**.511**	**36-89**	**.404**	**35-43**	**.814**	**14**	**77**	**91/45.5**	**59**	**35-32**	**11**	**15**	**16**	**257**	**128.5**

2024-25 VS MAVERICKS

Jan. 25 at Dallas
Feb. 6 at Boston

2023-24 SEASON

64-18 (.780)
in Atlantic

PLAYOFFS

Defeated Miami, 4-1
Defeated Cleveland, 4-1
Defeated Indiana, 4-0
Defeated Dallas, 4-1

2023-24 REGULAR SEASON INDIVIDUAL BESTS

Points	37	Luka Dončić @ BOS 3/1/24
Rebounds	18	Luka Dončić vs. BOS 1/22/24
Assists	13	Luka Dončić vs. BOS 1/22/24

2023-24 REGULAR SEASON CELTICS BESTS

Points	39	Jayson Tatum vs. BOS 1/22/24
Rebounds	11	Jayson Tatum vs. BOS 1/22/24
Assists	8	Derrick White @ BOS 3/1/24

2023-24 REGULAR SEASON TEAM

** No Biggest Win **

Biggest Loss	28	@ BOS 3/1/24

DATE	SITE	W/L	SCORE	DATE	SITE	W/L	SCORE	DATE	SITE	W/L	SCORE	DATE	SITE	W/L	SCORE	DATE	SITE	W/L	SCORE
12/5/80	BOS	L	87-97	2/28/90	BOS	L	96-111	2/28/00	BOS	W	108-100	1/25/09	BOS	L	100-124	11/20/17	DAL	L	102-110*
3/3/81	DAL	L	105-117	3/14/90	DAL	W	113-102	3/18/00	DAL	L	99-104	2/12/09	DAL	L	92-99	12/6/17	BOS	L	90-97
12/16/81	BOS	L	92-109	12/7/90	DAL	L	104-112	12/18/00	BOS	W	106-98	1/18/10	BOS	W	99-90	11/24/18	DAL	W	113-104
3/2/82	DAL	L	97-101	1/6/91	BOS	L	110-127	2/22/01	DAL	W	98-91	3/20/10	DAL	L	93-102	1/4/19	BOS	L	93-114
11/12/82	BOS	L	110-118	2/12/92	DAL	W	108-100	2/21/02	DAL	W	98-92	11/8/10	DAL	W	89-87	11/11/19	BOS	L	106-116
1/8/83	DAL	L	110-114	3/1/92	BOS	L	91-101	3/29/02	BOS	W	108-82	2/4/11	BOS	W	101-97	12/18/19	DAL	L	103-109
12/30/83	DAL	L	109-114*	2/12/93	DAL	L	100-109	11/15/02	BOS	W	97-86	1/11/12	BOS	W	90-85	2/23/21	DAL	W	110-107
3/28/84	BOS	L	107-114	3/26/93	BOS	L	97-106	1/10/03	DAL	W	103-78	2/20/12	DAL	W	89-73	3/31/21	BOS	W	113-108
11/27/84	DAL	L	99-114	1/19/94	DAL	L	84-89	12/17/03	BOS	L	103-105	12/12/12	BOS	L	115-117**	11/6/21	DAL	W	107-104
3/8/85	BOS	L	122-133	1/24/94	BOS	L	102-110	3/19/04	DAL	W	120-104	3/22/13	DAL	W	104-94	3/13/22	BOS	W	95-92
12/18/85	BOS	L	117-137	12/15/94	DAL	W	122-113	12/28/04	DAL	W	113-94	2/9/14	BOS	W	102-91	11/23/22	BOS	L	112-125
3/10/86	DAL	W	116-115	4/2/95	BOS	L	87-94	3/30/05	BOS	W	112-100	3/17/14	DAL	W	94-89	1/5/23	DAL	L	95-124
1/14/87	BOS	L	108-117	1/7/96	BOS	W	117-96	12/10/05	DAL	W	103-94	11/3/14	DAL	W	118-113	1/22/24	DAL	L	110-119
2/18/87	DAL	L	96-113	1/19/96	DAL	W	129-124	1/9/06	BOS	W	104-102	1/2/15	BOS	W	119-101	3/1/24	BOS	L	110-138
2/12/88	DAL	L	104-105	11/24/96	BOS	L	91-105	3/16/07	DAL	W	106-101	11/18/15	BOS	W	106-102	--	--	--	--
4/3/88	BOS	L	101-110	3/13/97	DAL	W	109-107	3/23/07	BOS	W	109-95	1/18/16	DAL	W	118-113*	--	--	--	--
12/29/88	DAL	W	131-115	2/4/98	BOS	L	99-110	1/31/08	BOS	L	90-96	11/16/16	BOS	L	83-90	--	--	--	--
3/3/89	BOS	L	106-107	3/17/98	DAL	W	99-93	3/20/08	DAL	L	90-94	2/13/17	DAL	L	98-111	--	--	--	--

* overtime

SERIES INFORMATION & NOTES

Overall series 40-46
Home games vs. Celtics 24-19
Road games at Celtics 16-27
Current series streak Boston won last four
in Dallas Boston won last two
in Boston Boston won last two

DALLAS
Last home win 107-104 (11/6/21)
Last road win 95-92 (3/13/22)
Largest margin of victory 26 (108-82, 3/29/02)
Hlgh point total 131 (12/29/88)
Low point total 83 (11/16/16)

BOSTON
Last home win 138-110 (3/1/24)
Last road win 119-110 (1/22/24)
Largest margin of victory 29 (124-95, 1/5/23)
High point total 138 (3/1/24)
Low point total 73 (2/20/12)

Series scoring record vs. Boston
Luka ć (42 on 11/23/22)

Series scoring record vs. Dallas
Larry Bird (50 on 3/10/86)

After sweeping the 2023-24 season series, 2-0, the Celtics have now taken 11 of last 16 meetings, including four straight wins in the last four match-ups…Luka Dončić notched a 35-point triple-double on the road against Boston (3/1/24) after a 37-point, 12-rebound, 11-assist performance for one of seven 35-point triple-doubles in Boston in NBA history, joining Oscar Robertson as the only two players to have multiple 30-point triple-doubles against Boston...Dončić recorded a 30-point triple-double against the Celtics (1/22/24) after recording 33 points, 18 rebounds and 13 assists...Dončić scored a Dallas series-high 42 points and added 8 rebounds and 9 assists at Boston (11/23/22)...Dončić hit a game-winning 3-pointer in consecutive matchups with the Celtics at American Airlines Center (2/23/21 and 11/6/21), becoming the only Maverick to hit multiple game-winning baskets against the same opponent over the last 20 seasons...Spencer Dinwiddie also delivered a game-winning triple with 9 seconds left in the meeting at Boston (3/13/22)...Dirk Nowitzki passed former Celtic Robert Parish (23,334) for 20th place on the NBA's all-time scoring list against Boston (2/20/12)...Nowitzki also recorded his 1,000th career block on 2/20/12, becoming the third player in NBA history with at least 1,000 3-pointers and 1,000 blocks (Clifford Robinson, Rasheed Wallace)...Jason Kidd passed Michael Jordan (2,514) for second place on the NBA's all-time steals list vs. Boston (2/20/12) with his first steal of the game at the 5:59 mark of the second quarter as the Mavericks held the Celtics to an all-time series-low 73 points...Jason Terry scored his 15,000th career point at Boston (2/4/11)...on 2/21/02, Nowitzki notched his first career 20-point, 20-rebound game with a career-high 23 rebounds to go with 33 points…before a Dallas win on 1/7/96, the Celtics had claimed 15 straight victories over the Mavericks in Boston…Boston won the first 11 games of the series until the Mavericks broke the streak on 3/10/86…with 50 points, Larry Bird owns the record for most points in a game at Reunion Arena (3/10/86).

BROOKLYN PR STAFF

Vice President, Public Relations
Aaron Harris (aharris@brooklynnets.com)

Director, Public Relations
Eli Pearlstein (epearlstein@brooklynnets.com)

Senior Manager, Public Relations
Megan Walsh (mwalsh@brooklynnets.com)

Coordinator, Public Relations
Daniel Loftus (dloftus@brooklynnets.com)

2023-24 SEASON SERIES RESULTS

10/27/23 vs. Dallas	Dallas, 125-120
2/6/24 @ Brooklyn	Dallas, 119-107

2023-24 REGULAR SEASON VS. NETS

DATE	SITE	TIME/RESULT
10/27/23	Dallas	W, 125-120
2/6/24	Brooklyn	W, 119-107

2022-23 REGULAR SEASON VS. NETS

DATE	SITE	RESULT
10/27/22	Brooklyn	W, 129-125 (OT)
11/7/22	Dallas	W, 96-94

SERIES HISTORY VS. NETS

	ALL-TIME	STREAKS	LAST WIN	LAST LOSS
Overall	52-35	Won 5	2/6/24	12/7/21
Home	28-16	Won 2	10/27/23	12/7/21
Road	24-19	Won 4	2/6/24	3/4/19

2023-24 DALLAS STATISTICS VS. BROOKLYN

PLAYER	GP-GS	MIN	FG-ATT	FG%	3FG-ATT	3FG%	FT-FTA	FT%	OFF	DEF	TOT/AVG	AST	PF-D	STL	TO	BLK	PTS	AVG
L. Dončić	2-2	79.0	29-52	.558	13-25	.520	13-20	.650	2	26	28/14.0	16	4-14	2	1	1	84	42.0
K. Irving	2-2	73.6	21-41	.512	7-14	.500	4-4	1.000	1	8	9/4.5	11	3-4	2	3	0	53	26.5
T. Hardaway Jr.	2-0	55.7	10-27	.370	6-14	.429	7-7	1.000	2	9	11/5.5	4	3-6	0	1	0	33	16.5
J. Green	2-1	61.1	7-18	.389	2-8	.250	3-6	.500	2	3	5/2.5	5	3-6	3	4	0	19	9.5
D. Powell	2-0	30.5	5-6	.833	1-1	1.000	2-2	1.000	2	2	4/2.0	0	2-3	1	0	1	13	6.5
G. Williams	2-1	50.6	4-11	.364	2-7	.286	0-0	.000	1	8	9/4.5	0	6-2	1	5	1	10	5.0
D. Lively II	1-1	16.8	4-4	1.000	0-0	.000	1-2	.500	1	1	2/2.0	0	0-1	0	1	1	9	9.0
M. Kleber	2-1	56.3	3-10	.300	1-5	.200	0-0	.000	1	6	7/3.5	5	4-1	1	1	0	7	3.5
J. Hardy	1-0	7.5	2-2	1.000	2-2	1.000	0-0	.000	1	1	2/2.0	1	0-1	0	1	0	6	6.0
D. Jones Jr.	2-2	36.0	3-8	.375	0-2	.000	0-0	.000	1	7	8/4.0	2	1-2	1	1	0	6	3.0
S. Curry	1-0	8.9	1-1	1.000	0-0	.000	0-0	.000	0	0	0/0.0	1	1-1	0	1	0	2	2.0
D. Exum	1-0	4.0	1-2	.500	0-1	.000	0-0	.000	0	0	0/0.0	0	0-0	1	0	1	2	2.0
TEAM	**20-10**	**479.9**	**90-182**	**.495**	**34-79**	**.430**	**30-41**	**.732**	**14**	**71**	**85/42.5**	**45**	**27-41**	**12**	**19**	**5**	**244**	**122.0**

2023-24 BROOKLYN STATISTICS VS. DALLAS

PLAYER	GP-GS	MIN	FG-ATT	FG%	3FG-ATT	3FG%	FT-FTA	FT%	OFF	DEF	TOT/AVG	AST	PF-D	STL	TO	BLK	PTS	AVG
M. Bridges	2-2	74.0	17-38	.447	8-18	.444	4-4	1.000	1	4	5/2.5	7	2-5	2	2	0	46	23.0
C. Thomas	2-2	70.5	18-35	.514	2-7	.286	8-9	.889	0	15	15/7.5	10	4-9	2	2	1	46	23.0
S. Dinwiddie	2-2	74.3	12-25	.480	6-16	.375	2-3	.667	0	4	4/2.0	13	4-3	1	2	0	32	16.0
R. O'Neale	2-0	65.8	10-25	.400	7-18	.389	2-2	1.000	3	13	16/8.0	5	5-2	1	5	0	29	14.5
B. Simmons	2-2	52.7	9-15	.600	0-0	.000	1-2	.500	8	11	19/9.5	15	5-3	3	4	2	19	9.5
L. Walker IV	1-0	21.2	5-9	.556	4-6	.667	0-0	.000	0	1	1/1.0	2	3-0	0	2	1	14	14.0
D. Finney-Smith	1-1	32.1	4-8	.500	4-7	.571	0-0	.000	1	6	7/7.0	3	5-0	0	2	0	12	12.0
J. Wilson	1-0	17.8	3-7	.429	2-3	.667	2-2	1.000	1	3	4/4.0	2	1-1	1	0	0	10	10.0
N. Claxton	1-1	34.6	3-9	.333	0-0	.000	3-3	1.000	2	9	11/11.0	2	3-3	0	2	5	9	9.0
D. Smith Jr.	2-0	26.7	3-8	.375	0-1	.000	0-0	.000	0	3	3/1.5	4	7-0	0	2	0	6	3.0
N. Clowney	1-0	4.4	1-1	1.000	0-0	.000	0-0	.000	0	1	1/1.0	0	1-0	0	0	0	2	2.0
D. Sharpe	1-0	3.4	1-2	.500	0-0	.000	0-0	.000	2	2	4/4.0	0	1-1	1	2	0	2	2.0
T. Watford	1-0	2.5	0-1	.000	0-0	.000	0-0	.000	0	0	0/0.0	0	0-0	0	0	0	0	0.0
TEAM	**19-10**	**479.9**	**86-183**	**.470**	**33-76**	**.434**	**22-25**	**.880**	**18**	**72**	**90/45.0**	**63**	**41-27**	**11**	**25**	**9**	**227**	**113.5**

2024-25 VS MAVERICKS

Mar. 24 at Brooklyn
Mar. 31 at Dallas

2023-24 SEASON

32-50 (.390)
in Atlantic

PLAYOFFS

Did not qualify

2023-24 REGULAR SEASON INDIVIDUAL BESTS

Points	49	Luka Dončić vs. BKN 10/27/23
Rebounds	18	Luka Dončić @ BKN 2/6/24
Assists	9	Luka Dončić @ BKN 2/6/24

2023-24 REGULAR SEASON NETS BESTS

Points	30	Cam Thomas vs. BKN 10/27/23
Rebounds	11	Nic Claxton @ BKN 2/6/24
Assists	8	Cam Thomas @ BKN 2/6/24, Ben Simmons vs. BKN 10/27/23, Spencer Dinwiddie vs. BKN 10/27/23

2023-24 REGULAR SEASON TEAM

Biggest Win	12	@ BKN 2/6/24

** No Biggest Loss **

DATE	SITE	W/L	SCORE	DATE	SITE	W/L	SCORE	DATE	SITE	W/L	SCORE	DATE	SITE	W/L	SCORE	DATE	SITE	W/L	SCORE
1/27/81	DAL	L	100-112	12/20/89	NJN	W	84-78	3/14/98	DAL	L	93-108	3/6/07	DAL	W	102-89	3/10/17	DAL	W	105-96
2/22/81	NJN	W	132-109	1/29/90	DAL	W	108-88	3/17/99	NJN	L	87-88	2/10/08	NJN	L	82-101	3/19/17	BKN	W	111-104
11/28/81	DAL	W	111-107	1/7/91	NJN	W	88-87*	1/22/00	NJN	L	95-98	3/8/08	DAL	W	111-91	11/29/17	DAL	L	104-109
2/14/82	NJN	W	111-109	3/4/91	DAL	W	102-100	1/23/00	NJN	L	95-98	12/19/08	NJN	L	97-121	3/17/18	BKN	L	106-114
1/1/83	NJN	L	105-111	11/29/91	DAL	L	91-97	3/2/00	DAL	L	102-103	2/18/09	DAL	W	113-98	11/21/18	DAL	W	119-113
1/28/83	DAL	L	110-115	1/14/92	NJN	L	88-97	12/10/00	NJN	W	99-73	12/2/09	NJN	W	117-101	3/4/19	BKN	L	88-127
11/17/83	DAL	W	115-113	2/1/93	DAL	L	96-115	3/13/01	DAL	W	122-98	3/10/10	DAL	W	96-87	1/2/20	DAL	W	123-111
12/22/83	NJN	L	98-101	2/12/93	DAL	L	100-109	1/21/02	DAL	W	113-102	12/9/10	DAL	W	102-89	2/27/21	BKN	W	115-98
1/26/85	DAL	L	93-103	3/21/93	NJN	L	84-106	2/6/02	NJN	W	112-100	1/22/11	NJN	W	87-86	5/6/21	DAL	W	113-109
3/10/85	NJN	W	126-113	11/9/93	DAL	L	80-86	11/16/02	NJN	W	96-88	2/28/12	DAL	L	92-93	12/7/21	DAL	L	99-102
11/15/85	DAL	W	110-98	2/27/94	NJN	L	90-117	3/4/03	DAL	W	88-79	3/1/13	BKN	W	98-90	3/16/22	BKN	W	113-111
2/17/86	NJN	W	126-124	11/5/94	DAL	W	112-103	1/20/04	DAL	W	106-93	3/20/13	DAL	L	96-113	10/27/22	BKN	W	129-125*
11/28/86	DAL	W	119-94	2/24/95	NJN	L	104-114	3/21/04	NJN	W	101-98	1/24/14	BKN	L	106-107	11/7/22	DAL	W	96-94

3/24/87	NJN	W	119-107	1/5/96	NJN	L	99-107	11/13/04	NJN	W	94-78	3/23/14	DAL	L	104-107*	10/27/23	DAL	W	125-120
12/16/87	NJN	W	109-105*	3/5/96	DAL	W	127-117	1/15/05	DAL	W	98-93	1/5/15	BKN	W	96-88*	2/6/24	BKN	W	119-107
2/1/88	DAL	L	103-108	11/23/96	NJN	L	91-114	1/14/06	DAL	W	110-77	2/28/15	DAL	L	94-104	--	--	--	--
12/21/88	NJN	L	120-122*	1/25/97	DAL	W	92-81	3/19/06	NJN	L	89-100	12/23/15	BKN	W	119-118*	--	--	--	--
3/6/89	DAL	W	105-99	2/10/98	NJN	L	81-90	12/5/06	NJN	W	92-75	1/29/16	DAL	W	91-79	--	--	--	--

* overtime

SERIES INFORMATION & NOTES

Overall series 52-33
Home games vs. Nets 28-15
Road games at Nets 24-18
Current series streak Dallas won last five
in Dallas Dallas won last two
in Brooklyn Dallas won last four

DALLAS
Last home win 125-120 (10/27/23)
Last road win 119-107 (2/6/24)
Largest margin of victory 33 (110-77, 11/14/06)
High point total 132 (2/22/81)
Low point total 80 (11/9/93)

BROOKLYN
Last home win 127-88 (3/4/19)
Last road win 102-99 (12/7/21)
Largest margin of victory 39 (127-88, 3/4/19)
High point total 127 (3/4/19)
Low point total 73 (12/10/00)

Series scoring records vs. Nets
Luka ć (49 on 10/27/23)

Series scoring record vs. Dallas
Kyrie Irving (45 on 5/6/21)

Dallas has taken five straight and eight of the last nine meetings...the Mavericks have gone 34-12 (.739) against the Nets since the start of the 2000-01 season...Luka Dončić notched a franchise-best 49 points versus Brooklyn after converting 16-of-25 FG including a career-high nine 3-pointers (10/27/23), the final of which was a contested go-ahead 3-point hook shot to take the lead late in the game...Dončić recorded 41 points, 11 rebounds, 14 assists and 3 steals in Dallas' 129-125 overtime win at Brooklyn (10/27/22), becoming the first player in NBA history to hit each of those benchmarks in a game...former Net Spencer Dinwiddie hit a game-winning 3-pointer as time expired in the Mavericks' 113-111 win at Brooklyn (3/16/22), marking his first career buzzer beater...Kyrie Irving scored a series-best 45 points for the Nets in a 113-109 loss at Dallas (5/6/21)...the Nets defeated the Mavericks by a series-record 39 points (127-88) at Brooklyn on 3/4/19 (127-88)...Dirk Nowitzki passed Kevin Garnett (1,462) for fifth place on the NBA's all-time games played list at Brooklyn (3/17/18)...Nowitzki moved into sixth place on the NBA's all-time scoring list, passing Shaquille O'Neal, when he reached 28,597 career points in Dallas' 119-118 overtime win at Brooklyn (12/23/15)...the season prior, Nowitzki (27,412 career points) passed Moses Malone (27,409) for seventh place on the league's all-time scoring list with a dagger 3-pointer in the Mavericks' 96-88 overtime win at Brooklyn (1/5/15)...J.J. Barea scored a career-high 32 points in Dallas' win at Brooklyn (12/23/15)...Dallas won 11 straight games against the Nets from 12/10/00 to 3/19/06...Rolando Blackman set two Mavericks free throw records, going 22-for-23 from the charity stripe in a 126-124 win at New Jersey (2/17/86).

CHARLOTTE PR STAFF

Chief Communications Officer
Mike Cristaldi (mcristaldi@hornets.com)

Senior Director of Basketball Communications
Brian Travis (btravis@hornets.com)

Manager of Corporate Communications
McKayla Hernandez (mhernandez@hornets.com)

Senior Coordinator of Basketball Communications
Jack Brandsgard (jbrandsgard@hornets.com)

2023-24 SEASON SERIES RESULTS

11/5/23 vs. Dallas	Dallas, 124-118
4/9/24 @ Charlotte	Dallas, 130-104

2023-24 REGULAR SEASON VS. HORNETS

DATE	SITE	TIME/RESULT
11/5/23	Dallas	W, 124-118
4/9/24	Charlotte	W, 130-104

2022-23 REGULAR SEASON VS. HORNETS

DATE	SITE	RESULT
3/24/23	Dallas	L, 109-117
3/26/23	Charlotte	L, 104-110

SERIES HISTORY VS. HORNETS

	ALL-TIME	STREAKS	LAST WIN	LAST LOSS
Overall	44-23	Won 2	4/9/24	3/26/23
Home	23-11	Won 1	11/5/23	3/24/23
Road	21-12	Won 1	4/9/24	3/26/23

2023-24 DALLAS STATISTICS VS. CHARLOTTE

PLAYER	GP-GS	MIN	FG-ATT	FG%	3FG-ATT	3FG%	FT-FTA	FT%	OFF	DEF	TOT/AVG	AST	PF-D	STL	TO	BLK	PTS	AVG
L. Dončić	2-2	71.2	21-44	.477	9-26	.346	11-14	.786	3	21	24/12.0	19	5-9	0	8	2	62	31.0
K. Irving	2-2	71.3	12-29	.414	4-14	.286	8-9	.889	2	9	11/5.5	19	6-5	3	4	4	36	18.0
T. Hardaway Jr.	2-0	54.8	11-27	.407	7-19	.368	2-2	1.000	0	6	6/3.0	2	0-2	1	1	0	31	15.5
D. Gafford	1-1	24.8	12-12	1.000	0-0	.000	2-4	.500	2	5	7/7.0	1	1-3	1	0	2	26	26.0
G. Williams	1-1	31.2	7-9	.778	4-5	.800	0-1	.000	0	4	4/4.0	3	3-2	0	0	1	18	18.0
J. Hardy	2-0	28.0	4-8	.500	1-4	.250	8-10	.800	1	5	6/3.0	2	2-6	1	2	0	17	8.5
D. Lively II	1-1	32.4	7-9	.778	0-0	.000	1-2	.500	3	11	14/14.0	1	4-1	0	2	1	15	15.0
M. Kleber	1-0	19.4	4-5	.800	2-3	.667	0-0	.000	4	2	6/6.0	1	2-1	0	1	0	10	10.0
D. Powell	1-0	15.5	3-3	1.000	0-0	.000	4-6	.667	5	0	5/5.0	3	2-6	0	0	0	10	10.0
D. Jones Jr.	2-2	41.2	4-10	.400	1-6	.167	0-0	.000	2	1	3/1.5	4	3-1	1	1	2	9	4.5
J. Green	1-0	23.6	3-9	.333	1-4	.250	0-2	.000	0	2	2/2.0	3	1-3	1	1	1	7	7.0
D. Exum	2-0	23.4	2-7	.286	1-4	.250	0-0	.000	1	4	5/2.5	3	4-1	0	0	0	5	2.5
O. Prosper	1-0	3.9	1-1	1.000	1-1	1.000	0-0	.000	0	1	1/1.0	0	0-0	0	0	0	3	3.0
A. Lawson	1-0	3.9	1-2	.500	0-0	.000	0-0	.000	0	0	0/0.0	0	1-0	0	1	0	2	2.0
B. Williams	1-0	3.6	1-1	1.000	0-0	.000	0-0	.000	0	0	0/0.0	1	0-0	0	0	0	2	2.0
P. Washington	1-1	28.2	0-7	.000	0-6	.000	1-2	.500	2	5	7/7.0	3	3-1	1	3	0	1	1.0
M. Morris	1-0	3.9	0-1	.000	0-0	.000	0-0	.000	0	1	1/1.0	1	1-0	0	0	0	0	0.0
TEAM	**23-10**	**480.0**	**93-184**	**.505**	**31-92**	**.337**	**37-52**	**.712**	**25**	**77**	**102/51.0**	**66**	**38-41**	**9**	**24**	**13**	**254**	**127.0**

2023-24 CHARLOTTE STATISTICS VS. DALLAS

PLAYER	GP-GS	MIN	FG-ATT	FG%	3FG-ATT	3FG%	FT-FTA	FT%	OFF	DEF	TOT/AVG	AST	PF-D	STL	TO	BLK	PTS	AVG
L. Ball	1-1	39.1	11-23	.478	5-10	.500	3-3	1.000	2	8	10/10.0	13	6-6	1	3	1	30	30.0
B. Miller	2-2	70.8	9-27	.333	4-13	.308	6-7	.857	1	6	7/3.5	5	6-4	4	3	0	28	14.0
M. Bridges	1-1	36.0	8-15	.533	2-4	.500	4-4	1.000	1	4	5/5.0	3	3-5	1	2	1	22	22.0
G. Hayward	1-1	33.8	9-23	.391	1-4	.250	1-4	.250	2	2	4/4.0	8	2-3	1	1	0	20	20.0
N. Richards	2-0	40.8	10-11	.909	0-0	.000	0-0	.000	5	11	16/8.0	2	6-3	0	2	1	20	10.0
P. Washington Jr.	1-1	34.3	8-15	.533	1-4	.250	3-4	.750	0	4	4/4.0	1	3-2	0	0	0	20	20.0
M. Williams	1-1	27.3	8-8	1.000	0-0	.000	3-6	.500	2	8	10/10.0	1	3-4	0	2	0	19	19.0
D. Bertans	1-0	23.5	5-11	.455	3-7	.429	0-0	.000	0	4	4/4.0	0	2-0	0	0	0	13	13.0
G. Williams	1-1	32.2	5-12	.417	1-5	.200	1-2	.500	1	2	3/3.0	4	3-3	0	1	0	12	12.0
T. Mann	1-1	34.9	5-13	.385	0-2	.000	1-2	.500	1	4	5/5.0	6	0-2	1	0	0	11	11.0
T. Maledon	1-0	20.9	4-9	.444	1-6	.167	0-0	.000	0	0	0/0.0	4	1-0	0	1	0	9	9.0
V. Micic	1-1	26.2	3-10	.300	0-3	.000	0-0	.000	0	2	2/2.0	4	3-1	1	2	1	6	6.0
J. Thor	2-0	18.8	2-3	.667	0-0	.000	1-2	.500	3	3	6/3.0	1	0-1	0	0	0	5	2.5
A. Pokusevski	1-0	12.9	1-2	.500	0-0	.000	2-4	.500	0	4	4/4.0	1	0-2	0	0	1	4	4.0
B. McGowens	2-0	13.8	0-3	.000	0-2	.000	3-4	.750	0	2	2/1.0	0	0-2	3	0	0	3	1.5
L. Black	1-0	3.9	0-1	.000	0-1	.000	0-0	.000	0	0	0/0.0	0	0-0	0	0	0	0	0.0
M. Bolden	1-0	3.9	0-0	.000	0-0	.000	0-0	.000	0	0	0/0.0	0	0-0	0	0	0	0	0.0
I. Smith	1-0	3.3	0-0	.000	0-0	.000	0-0	.000	0	0	0/0.0	0	3-0	0	1	0	0	0.0
N. Smith Jr.	1-0	3.9	0-2	.000	0-1	.000	0-0	.000	0	0	0/0.0	1	0-0	1	1	0	0	0.0
TEAM	**23-10**	**480.0**	**88-188**	**.468**	**18-62**	**.290**	**28-42**	**.667**	**18**	**64**	**82/41.0**	**54**	**41-38**	**13**	**19**	**5**	**222**	**111.0**

2024-25 VS MAVERICKS

Jan. 20 at Charlotte
Feb. 27 at Dallas

2023-24 SEASON

21-61 (.256)
in Southeast

PLAYOFFS

Did not qualify

2023-24 REGULAR SEASON INDIVIDUAL BESTS

Points	39	Luka Dončić @ CHA 4/9/24
Rebounds	14	Dereck Lively II vs. CHA 11/5/23
Assists	10	Luka Dončić @ CHA 4/9/24, Kyrie Irving vs. CHA 11/5/23

2023-24 REGULAR SEASON HORNETS BESTS

Points	30	LaMelo Ball vs. CHA 11/5/23
Rebounds	10	Mark Williams vs. CHA 11/5/23, LaMelo Ball vs. CHA 11/5/23
Assists	13	LaMelo Ball vs. CHA 11/5/23

2023-24 REGULAR SEASON TEAM

Biggest Win	26	@ CHA 4/9/24

** No Biggest Loss **

DATE	SITE	W/L	SCORE	DATE	SITE	W/L	SCORE	DATE	SITE	W/L	SCORE	DATE	SITE	W/L	SCORE	DATE	SITE	W/L	SCORE
11/17/88	DAL	W	105-93	12/10/94	DAL	W	99-86	1/21/05	CHA	W	105-99	3/15/12	DAL	W	101-96	2/6/19	DAL	W	99-93
12/16/88	CHH	W	107-88	3/30/95	CHH	W	125-107	3/19/05	DAL	W	104-93	11/3/12	DAL	W	126-99	1/4/20	DAL	L	120-123*
11/29/89	DAL	W	102-83	1/13/96	DAL	L	83-103	11/11/05	CHA	W	98-88	11/10/12	CHA	L	97-101*	2/8/20	CHA	W	116-100
12/19/89	CHH	L	97-102	3/7/96	CHH	L	105-119	3/3/06	DAL	W	90-76	12/3/13	DAL	W	89-82	12/30/20	DAL	L	99-118
4/19/90	CHH	W	111-102	1/2/97	CHH	L	97-107	11/20/06	CHA	W	93-85	2/11/14	CHA	L	89-114	1/13/21	CHA	W	104-93
4/22/90	DAL	W	118-107	2/25/97	DAL	W	86-84	12/26/06	DAL	L	84-97	11/17/14	CHA	W	107-80	12/13/21	DAL	W	120-96
1/19/91	DAL	W	110-95	11/5/97	CHH	L	103-110	1/23/08	CHA	W	102-95	2/22/15	DAL	W	92-81	3/19/22	CHA	L	108-129
2/12/91	CHH	L	92-100	1/24/98	DAL	L	92-94	3/12/08	DAL	W	118-93	11/5/15	DAL	L	94-108	3/24/23	DAL	L	109-117
12/11/91	CHH	W	106-103	11/17/99	CHH	L	99-104	11/18/08	CHA	W	100-83	3/14/16	CHA	W	107-96	3/26/23	CHA	L	104-110
3/11/92	DAL	L	105-120	2/3/00	DAL	W	106-96	12/11/08	DAL	W	95-90	12/1/16	CHA	L	87-97	11/5/23	DAL	W	124-118
11/17/92	CHH	L	111-134	1/17/01	CHH	W	91-90	12/12/09	DAL	W	98-97*	12/5/16	DAL	L	101-109	4/9/24	CHA	W	130-104
1/11/93	DAL	L	113-132	3/24/01	DAL	W	103-100	3/1/10	CHA	W	89-84	1/10/18	CHA	W	115-111	--	--	--	--
2/24/94	CHH	W	115-110	11/6/01	DAL	W	110-92	10/27/10	DAL	W	101-86	3/24/18	DAL	L	98-102	--	--	--	--
4/1/94	DAL	L	104-106	11/21/01	CHH	W	89-78	2/5/11	CHA	W	101-92	1/2/19	CHA	W	122-84	--	--	--	--

* overtime

SERIES INFORMATION & NOTES

Overall series 44-23
Home games vs. Hornets 23-11
Road games at Hornets 21-12
Current series streak Dallas won last two
in Dallas Dallas won last game
in Charlotte Dallas won last game

DALLAS
Last home win 124-118 (11/5/23)
Last road win 130-104 (4/9/24)
Largest margin of victory 38 (122-84, 1/2/19)
High point total 130 (4/9/24)
Low point total 83 (1/13/96)

CHARLOTTE
Last home win 110-104 (3/26/23)
Last road win 117-109 (3/24/23)
Largest margin of victory 25 (114-89, 2/11/14)
High point total 134 (11/17/92)
Low point total 76 (3/3/06)

Series scoring record vs. Charlotte
Luka ć (40 on 3/26/23)
Series scoring record vs. Dallas
Kemba Walker (41 on 1/10/18)

For the first time since 2019, Dallas swept the season series against Charlotte, 2-0, in 2023-24. The road team has won 12 of the last 18 matchups...The Mavericks have still gone 33-11 (.750) in their last 44 meetings with the Hornets franchise…Dončić notched a 39-point triple-double (4/9/24), becoming one of three players to record multiple 30-point triple-doubles against Charlotte...after tying the Mavericks then-series-scoring record with a 37-point effort at Charlotte (3/19/22), Luka Dončić broke it with a 39-point outing vs. Charlotte (1/4/20) and then again with a 40-point performance at Charlotte (3/26/23)…the Mavericks defeated the Hornets by a series-record 38 points (122-84) at Charlotte on 1/2/19...Kemba Walker scored a series-best 41 points in a losing effort against Dallas (1/10/18)...Dallas won 21 straight against Charlotte from 2/3/00-11/3/12 (Charlotte was held to 100-or-fewer points in all 21 games)...Jason Kidd dished out 18 assists against Charlotte to begin the 2010-11 campaign (10/27/10), setting a franchise record for the most assists in an opener...Dallas held the Charlotte to a series-low 76 points on 3/3/06.

CHICAGO PR STAFF

Vice President, Communications
Patrick Sandusky (psandusky@bulls.com)

Director, Basketball Communications
Beth Esler (besler@bulls.com)

Sr. Manager, Basketball Communications
Josh Schur (jschur@bulls.com)

Sr. Coordinator, Basketball Communications
Andre Toran (atoran@bulls.com)

Coordinator, Basketball Communications
Cullen Davis (cullendavis@bulls.com)

2023-24 SEASON SERIES RESULTS

11/1/23 vs. Dallas	Dallas, 114-105
3/11/24 @ Chicago	Dallas, 127-92

2023-24 REGULAR SEASON VS. BULLS

DATE	SITE	TIME/RESULT
11/1/23	Dallas	W, 114-105
3/11/24	Chicago	W, 127-92

2022-23 REGULAR SEASON VS. BULLS

DATE	SITE	RESULT
12/10/22	Chicago	L, 115-144
4/7/23	Dallas	L, 112-115

SERIES HISTORY VS. BULLS

	ALL-TIME	STREAKS	LAST WIN	LAST LOSS
Overall	44-43	Won 2	3/11/24	4/7/23
Home	25-19	Won 1	11/1/23	4/7/23
Road	19-24	Won 1	3/11/24	12/10/22

2023-24 DALLAS STATISTICS VS. CHICAGO

PLAYER	GP-GS	MIN	FG-ATT	FG%	3FG-ATT	3FG%	FT-FTA	FT%	OFF	DEF	TOT/AVG	AST	PF-D	STL	TO	BLK	PTS	AVG
L. Dončić	2-2	73.7	14-39	.359	7-23	.304	10-13	.769	2	17	19/9.5	24	4-10	3	8	1	45	22.5
D. Lively II	2-1	53.4	14-17	.824	0-0	.000	1-4	.250	9	11	20/10.0	9	6-3	4	2	3	29	14.5
T. Hardaway Jr.	2-0	45.6	9-19	.474	7-16	.438	3-3	1.000	0	4	4/2.0	6	0-4	3	2	0	28	14.0
D. Jones Jr.	2-2	47.6	10-20	.500	5-14	.357	0-0	.000	1	4	5/2.5	3	3-1	0	0	0	25	12.5
G. Williams	1-1	30.2	7-10	.700	7-9	.778	4-6	.667	2	3	5/5.0	1	1-4	1	0	0	25	25.0
D. Gafford	1-1	22.8	9-9	1.000	0-0	.000	2-3	.667	3	4	7/7.0	1	4-2	1	0	2	20	20.0
J. Hardy	2-0	21.6	7-12	.583	2-4	.500	4-4	1.000	0	1	1/0.5	1	0-3	0	1	0	20	10.0
K. Irving	1-1	27.3	6-14	.429	2-6	.333	0-0	.000	0	3	3/3.0	1	2-0	1	1	1	14	14.0
J. Green	2-1	49.4	3-8	.375	2-7	.286	0-0	.000	0	6	6/3.0	4	2-0	0	2	0	8	4.0
P. Washington	1-1	23.2	3-5	.600	1-3	.333	0-0	.000	0	5	5/5.0	0	2-1	2	0	1	7	7.0
D. Powell	2-0	15.7	0-1	.000	0-0	.000	5-6	.833	3	0	3/1.5	2	2-4	0	0	0	5	2.5
S. Curry	1-0	12.5	2-5	.400	0-1	.000	0-0	.000	2	1	3/3.0	0	0-0	0	1	0	4	4.0
D. Exum	2-0	28.9	2-6	.333	0-2	.000	0-0	.000	1	5	6/3.0	2	0-1	1	2	0	4	2.0
A. Lawson	1-0	6.2	1-5	.200	0-2	.000	1-2	.500	0	1	1/1.0	1	1-1	1	0	0	3	3.0
M. Kleber	2-0	17.0	0-3	.000	0-2	.000	2-2	1.000	0	6	6/3.0	1	1-1	0	0	0	2	1.0
M. Morris	1-0	5.1	1-1	1.000	0-0	.000	0-0	.000	0	0	0/0.0	0	0-0	0	0	0	2	2.0
TEAM	**25-10**	**480.0**	**88-174**	**.506**	**33-89**	**.371**	**32-43**	**.744**	**23**	**71**	**94/47.0**	**56**	**28-35**	**17**	**19**	**8**	**241**	**120.5**

2023-24 CHICAGO STATISTICS VS. DALLAS

PLAYER	GP-GS	MIN	FG-ATT	FG%	3FG-ATT	3FG%	FT-FTA	FT%	OFF	DEF	TOT/AVG	AST	PF-D	STL	TO	BLK	PTS	AVG
N. Vučević	2-2	62.0	16-30	.533	2-7	.286	0-0	.000	7	19	26/13.0	3	2-2	2	6	1	34	17.0
D. DeRozan	2-2	54.9	9-22	.409	0-2	.000	11-12	.917	1	4	5/2.5	9	4-7	1	3	0	29	14.5
Z. LaVine	1-1	35.9	7-17	.412	5-9	.556	3-3	1.000	0	2	2/2.0	1	2-2	2	0	0	22	22.0
C. White	2-2	60.0	8-26	.308	2-12	.167	4-5	.800	1	2	3/1.5	5	5-5	0	5	0	22	11.0
O. Bitim	1-0	25.3	8-16	.500	1-6	.167	0-0	.000	3	2	5/5.0	1	3-0	0	1	0	17	17.0
A. Dosunmu	2-1	39.7	7-17	.412	3-8	.375	0-0	.000	2	7	9/4.5	7	3-0	1	2	1	17	8.5
J. Carter	2-0	28.8	6-8	.750	2-2	1.000	1-2	.500	0	1	1/0.5	2	1-1	1	1	1	15	7.5
A. Drummond	2-0	28.8	5-8	.625	0-0	.000	2-4	.500	2	11	13/6.5	1	2-4	3	1	0	12	6.0
J. Phillips	1-0	28.0	3-7	.429	2-3	.667	3-3	1.000	2	1	3/3.0	0	0-3	2	0	0	11	11.0
A. Caruso	2-1	43.1	4-12	.333	1-9	.111	1-4	.250	4	5	9/4.5	4	5-3	2	3	1	10	5.0
D. Terry	1-0	7.4	2-5	.400	0-2	.000	0-0	.000	0	0	0/0.0	2	0-0	1	1	0	4	4.0
T. Craig	2-0	33.9	1-3	.333	0-2	.000	0-0	.000	3	3	6/3.0	1	5-1	0	1	0	2	1.0
T. Taylor	1-0	7.4	1-1	1.000	0-0	.000	0-0	.000	0	1	1/1.0	1	0-0	0	0	0	2	2.0
P. Williams	1-1	25.0	0-6	.000	0-5	.000	0-0	.000	1	2	3/3.0	1	3-0	1	2	1	0	0.0
TEAM	**22-10**	**480.0**	**77-178**	**.433**	**18-67**	**.269**	**25-33**	**.758**	**26**	**60**	**86/43.0**	**38**	**35-28**	**16**	**26**	**5**	**197**	**98.5**

2024-25 VS MAVERICKS

Nov. 6 at Dallas
Mar. 29 at Chicago

2023-24 SEASON

39-43 (.476)
in Central

PLAYOFFS

Did not qualify

2023-24 REGULAR SEASON INDIVIDUAL BESTS

Points	27	Luka Dončić @ CHI 3/11/24
Rebounds	13	Dereck Lively II vs. CHI 11/1/23
Assists	14	Luka Dončić @ CHI 3/11/24

2023-24 REGULAR SEASON BULLS BESTS

Points	22	Zach LaVine vs. CHI 11/1/23
Rebounds	20	Nikola Vučević vs. CHI 11/1/23
Assists	7	DeMar DeRozan vs. CHI 11/1/23

2023-24 REGULAR SEASON TEAM

Biggest Win	35	@ CHI 3/11/24

** No Biggest Loss **

DATE	SITE	W/L	SCORE	DATE	SITE	W/L	SCORE	DATE	SITE	W/L	SCORE	DATE	SITE	W/L	SCORE	DATE	SITE	W/L	SCORE
1/13/81	DAL	W	112-106	12/12/89	CHI	L	97-105	4/26/99	DAL	W	101-93	2/25/08	DAL	W	102-94	1/17/17	CHI	W	99-98
1/23/81	CHI	L	98-106	4/7/90	DAL	L	108-109	11/27/99	DAL	W	95-83	11/13/08	CHI	L	91-98	1/5/18	DAL	L	124-127
2/21/82	CHI	W	113-97	2/1/91	DAL	L	90-101	12/2/99	CHI	W	101-95	2/7/09	DAL	W	115-114*	3/2/18	CHI	L	100-108
3/17/82	DAL	L	92-102	3/1/91	CHI	L	86-109	12/8/00	DAL	W	105-86	3/6/10	CHI	W	122-116	10/22/18	DAL	W	115-109
11/24/82	DAL	W	133-127	11/8/91	CHI	L	92-108	1/8/01	CHI	W	104-91	3/17/10	DAL	W	113-106	11/12/18	CHI	W	103-98
2/20/83	CHI	L	111-124	1/31/92	DAL	L	92-107	12/27/01	DAL	W	89-74	11/19/10	DAL	L	83-88	1/6/20	DAL	W	118-110
12/3/83	DAL	W	110-100	1/26/93	DAL	L	88-123	1/2/02	CHI	W	107-97	1/20/11	CHI	L	77-82	3/2/20	CHI	L	107-109
12/17/83	CHI	L	84-102	3/3/93	CHI	L	97-125	11/8/02	CHI	W	114-87	4/21/12	CHI	L	83-93	1/3/21	CHI	L	108-118

12/8/84	CHI	L	97-99	11/26/93	DAL	L	85-108	11/30/02	DAL	W	103-90	11/28/12	CHI	L	78-101	1/17/21	DAL	L	101-117
3/23/85	DAL	L	97-107	1/8/94	CHI	L	81-100	11/25/03	DAL	W	124-98	3/30/13	DAL	W	100-98	11/10/21	CHI	L	107-117
1/27/86	DAL	W	124-116	11/12/94	CHI	W	124-120*	1/23/04	CHI	W	106-93	12/28/13	CHI	W	105-83	1/9/22	DAL	W	113-99
2/16/86	CHI	W	120-114	11/19/94	DAL	L	85-111	12/13/04	CHI	W	94-93	2/28/14	DAL	L	91-100	12/10/22	CHI	L	115-144
3/8/87	CHI	L	105-115*	11/21/95	DAL	L	102-108*	2/8/05	DAL	L	100-107	12/2/14	CHI	W	132-129**	4/7/23	DAL	L	112-115
3/17/87	DAL	W	114-96	12/19/95	CHI	L	101-114	12/5/05	CHI	W	102-94	1/23/15	DAL	L	98-102	11/1/23	DAL	W	114-105
11/27/87	DAL	W	94-93	11/29/96	DAL	L	97-116	1/31/06	DAL	W	98-94	2/23/15	DAL	L	98-102	3/11/24	CHI	W	127-92
12/22/87	CHI	W	111-100	3/25/97	CHI	L	92-94	11/14/06	DAL	W	111-99	12/26/15	DAL	W	118-111	--	--	--	--
12/3/88	DAL	L	100-113	12/29/97	CHI	L	105-111	1/25/07	CHI	L	85-96	1/15/16	CHI	W	83-77	--	--	--	--
1/24/89	CHI	L	91-109	3/12/98	DAL	W	104-97*	12/3/07	CHI	W	103-98	12/3/16	DAL	W	107-82	--	--	--	--

* overtime

SERIES INFORMATION & NOTES

Overall Series 44-42
Home games vs. Bulls 25-18
Road games at Bulls 19-24
Current series streak Dallas won last two
in Dallas Dallas won last game
in Chicago Dallas won last game

DALLAS
Last home win 114-105 (11/1/23)
Last road win 127-92 (3/11/24)
Largest margin of victory 35 (127-92, 3/11/24)
High point total 133 (11/24/82)
Low point total 77 (1/20/11)

CHICAGO
Last home win 144-115 (12/10/22)
Last road win 115-112 (4/7/23)
Largest margin of victory 35 (123-88, 1/26/93)
High point total 144 (12/10/22)
Low point total 74 (12/27/01)

Series scoring record vs. Chicago
Jamal Mashburn (50 on 11/12/94)

Series scoring record vs. Dallas
George Gervin (45 on 1/27/86)

The Mavericks swept the 2023-24 season series, 2-0, winning the series for the first time since 2018...Dallas has still gone 34-17 (.667) in the last 51 meetings between the two clubs...the Bulls set a new series scoring record in their 144-115 victory over the Mavericks at the United Center (12/10/22)...on 3/30/12, Dirk Nowitzki hit a game-winning 3-pointer with 2.9 seconds left to give the Mavericks a 100-98 victory...Chicago's 107-100 win in Dallas on 2/8/05 snapped a 13-game losing streak against the Mavericks and marked the first time the Bulls cracked the century mark against the Mavericks since their previous win on 12/29/97...Dallas defeated Chicago just once from December 1988 through February 1998.

CLEVELAND PR STAFF

Vice President of Basketball Communications
B.J. Evans (bevans@cavs.com)

Director, Basketball Communications
Cherome Owens (cowens@cavs.com)

Sr. Manager, Basketball Communications
Sam Coombs (scoombs@cavs.com)

Coordinator, Basketball Communications
Devynne Booker (dbooker@cavs.com)

2023-24 SEASON SERIES RESULTS

12/27/23 vs. Dallas	Cleveland, 113-110
2/27/24 @ Cleveland	Cleveland, 121-119

2023-24 REGULAR SEASON VS. CAVALIERS

DATE	SITE	TIME/RESULT
12/27/23	Dallas	L, 110-113
2/27/24	Cleveland	L, 119-121

2022-23 REGULAR SEASON VS. CAVALIERS

DATE	SITE	RESULT
12/14/22	Dallas	L, 90-105
12/17/22	Cleveland	L, 99-100 (OT)

SERIES HISTORY VS. CAVALIERS

	ALL-TIME	STREAKS	LAST WIN	LAST LOSS
Overall	40-45	Lost 4	3/30/22	2/27/24
Home	22-20	Lost 3	5/7/21	12/27/23
Road	18-25	Lost 2	3/30/22	2/27/24

2023-24 DALLAS STATISTICS VS. CLEVELAND

PLAYER	GP-GS	MIN	FG-ATT	FG%	3FG-ATT	3FG%	FT-FTA	FT%	OFF	DEF	TOT/AVG	AST	PF-D	STL	TO	BLK	PTS	AVG
L. Dončić	2-2	77.9	31-58	.534	9-21	.429	13-15	.867	0	16	16/8.0	20	1-11	5	6	2	84	42.0
K. Irving	1-1	38.8	12-24	.500	5-8	.625	1-1	1.000	1	5	6/6.0	3	1-1	1	3	1	30	30.0
S. Curry	1-0	27.5	6-11	.545	5-9	.556	2-2	1.000	1	3	4/4.0	1	1-1	2	0	0	19	19.0
T. Hardaway Jr.	2-1	55.9	6-18	.333	1-6	.167	5-6	.833	1	6	7/3.5	2	3-3	0	0	1	18	9.0
D. Jones Jr.	2-1	44.2	6-16	.375	0-5	.000	3-4	.750	2	3	5/2.5	1	3-4	1	3	3	15	7.5
D. Exum	1-1	33.3	4-8	.500	1-3	.333	4-4	1.000	0	4	4/4.0	6	4-4	3	0	0	13	13.0
D. Lively II	2-2	47.0	6-6	1.000	0-0	.000	1-5	.200	4	6	10/5.0	1	5-4	0	1	4	13	6.5
P. Washington	1-1	35.4	5-8	.625	1-3	.333	0-1	.000	0	2	2/2.0	2	2-1	3	0	1	11	11.0
J. Green	2-1	50.4	4-12	.333	1-7	.143	0-0	.000	0	4	4/2.0	6	2-1	6	1	0	9	4.5
D. Gafford	1-0	6.9	2-3	.667	0-0	.000	0-0	.000	0	2	2/2.0	0	2-0	0	0	0	4	4.0
M. Kleber	1-0	26.8	1-3	.333	1-2	.500	1-2	.500	1	6	7/7.0	1	2-1	0	0	1	4	4.0
G. Williams	1-0	26.1	2-7	.286	0-4	.000	0-0	.000	2	4	6/6.0	0	5-0	2	0	0	4	4.0
D. Powell	1-0	4.9	1-1	1.000	0-0	.000	1-1	1.000	0	0	0/0.0	0	1-2	0	1	0	3	3.0
J. Hardy	1-0	4.9	1-4	.250	0-2	.000	0-0	.000	0	0	0/0.0	1	1-0	0	0	0	2	2.0
TEAM	**19-10**	**480.0**	**87-179**	**.486**	**24-70**	**.343**	**31-41**	**.756**	**12**	**61**	**73/36.5**	**44**	**33-33**	**23**	**15**	**13**	**229**	**114.5**

2023-24 CLEVELAND STATISTICS VS. DALLAS

PLAYER	GP-GS	MIN	FG-ATT	FG%	3FG-ATT	3FG%	FT-FTA	FT%	OFF	DEF	TOT/AVG	AST	PF-D	STL	TO	BLK	PTS	AVG
J. Allen	2-2	68.4	16-26	.615	0-0	.000	11-12	.917	13	19	32/16.0	6	1-8	2	5	1	43	21.5
C. LeVert	2-0	56.1	14-29	.483	7-14	.500	5-8	.625	0	6	6/3.0	13	5-7	0	4	0	40	20.0
D. Mitchell	1-1	38.1	11-20	.550	7-11	.636	2-3	.667	0	7	7/7.0	6	3-2	0	7	1	31	31.0
I. Okoro	2-1	63.7	10-18	.556	6-11	.545	5-7	.714	2	7	9/4.5	6	3-4	1	3	1	31	15.5
M. Strus	2-2	59.1	10-22	.455	9-18	.500	0-0	.000	1	8	9/4.5	10	5-1	1	4	3	29	14.5
G. Niang	2-0	44.5	10-17	.588	6-12	.500	0-2	.000	0	7	7/3.5	3	1-1	1	2	1	26	13.0
E. Mobley	1-1	28.3	5-11	.455	0-3	.000	2-2	1.000	3	6	9/9.0	7	2-2	1	1	0	12	12.0
C. Porter Jr.	1-1	29.6	4-11	.364	0-1	.000	1-2	.500	4	8	12/12.0	7	4-4	3	2	1	9	9.0
D. Garland	1-1	32.1	2-10	.200	1-5	.200	3-5	.600	1	0	1/1.0	7	1-2	0	2	0	8	8.0
D. Wade	2-1	41.3	1-5	.200	1-5	.200	0-0	.000	2	8	10/5.0	0	2-0	0	0	0	3	1.5
T. Thompson	1-0	13.0	1-3	.333	0-0	.000	0-0	.000	1	0	1/1.0	0	4-2	0	2	0	2	2.0
E. Bates	1-0	5.9	0-3	.000	0-3	.000	0-0	.000	0	1	1/1.0	3	2-0	0	0	0	0	0.0
TEAM	**18-10**	**479.9**	**84-175**	**.480**	**37-83**	**.446**	**29-41**	**.707**	**27**	**77**	**104/52.0**	**68**	**33-33**	**9**	**32**	**8**	**234**	**117.0**

2024-25 VS MAVERICKS

Jan. 3 at Dallas
Feb. 2 at Cleveland

2023-24 SEASON

48-34 (.585)
in Central

PLAYOFFS

Defeated Orlando, 4-3
Lost to Boston, 4-1

2023-24 REGULAR SEASON INDIVIDUAL BESTS

Points	45	Luka Dončić @ CLE 2/27/24
Rebounds	9	Luka Dončić @ CLE 2/27/24
Assists	14	Luka Dončić @ CLE 2/27/24

2023-24 REGULAR SEASON CAVALIERS BESTS

Points	31	Donovan Mitchell @ CLE 2/27/24
Rebounds	23	Jarrett Allen vs. CLE 12/27/23
Assists	7	Evan Mobley @ CLE 2/27/24, Darius Garland @ CLE 2/27/24, Craig Porter Jr. vs. CLE 12/27/23, Caris LeVert vs. CLE 12/27/23

2023-24 REGULAR SEASON TEAM

** No Biggest Win **

Biggest Loss	3	vs. CLE 12/27/23

DATE	SITE	W/L	SCORE	DATE	SITE	W/L	SCORE	DATE	SITE	W/L	SCORE	DATE	SITE	W/L	SCORE	DATE	SITE	W/L	SCORE
12/2/80	DAL	L	102-109	3/28/89	CLE	L	90-102	12/23/97	CLE	L	85-99	3/21/07	CLE	W	98-90	3/16/16	CLE	L	98-99
12/29/80	CLE	L	100-112	1/20/90	DAL	W	105-96*	1/27/98	DAL	W	84-77*	10/31/07	CLE	W	92-74	11/25/16	CLE	L	90-128
11/3/81	DAL	L	110-125	2/18/90	CLE	W	96-87	11/30/99	CLE	L	99-106	12/27/07	DAL	L	81-88	1/30/17	DAL	W	104-97
2/20/82	CLE	L	109-116	1/23/91	DAL	L	85-99	3/23/00	DAL	L	87-97	11/3/08	DAL	L	81-100	11/11/17	DAL	L	104-111
2/16/83	CLE	L	96-99	2/13/91	CLE	L	93-95	12/12/00	CLE	L	87-92	3/29/09	CLE	L	74-102	4/1/18	CLE	L	87-98
3/5/83	DAL	L	91-98	11/5/91	DAL	L	101-112	2/15/01	DAL	W	102-81	11/28/09	CLE	L	95-111	2/2/19	CLE	W	111-98
11/4/83	CLE	L	84-105	12/14/91	CLE	W	99-97	11/14/01	CLE	W	107-94	12/20/09	DAL	W	102-95	3/16/19	DAL	W	121-116
3/7/84	DAL	W	115-103	11/21/92	DAL	L	108-119	12/13/01	DAL	W	102-82	1/2/11	CLE	W	104-95	11/3/19	CLE	W	131-111
2/12/85	CLE	W	131-112	2/17/93	CLE	L	97-124	11/13/02	CLE	W	103-99	2/7/11	DAL	W	99-96	11/22/19	DAL	W	143-101
3/16/85	DAL	L	128-135*	2/26/94	CLE	L	99-110	3/18/03	DAL	W	114-93	2/4/12	CLE	L	88-91	5/7/21	DAL	W	110-90
12/22/85	CLE	L	105-119	4/2/94	DAL	L	88-95	2/18/04	CLE	W	114-98	11/17/12	CLE	W	103-95	5/9/21	CLE	W	124-97

1/31/86	DAL	W	107-91	3/2/95	DAL	W	90-84	3/30/04	DAL	W	126-109	3/15/13	DAL	W	96-86	11/29/21	DAL	L	96-114
11/15/86	DAL	W	111-96	3/20/95	CLE	W	102-100**	3/26/05	DAL	W	117-86	1/20/14	CLE	W	102-97	3/30/22	CLE	W	120-112
3/29/87	CLE	W	101-98	12/3/95	CLE	L	107-108*	4/3/05	CLE	L	80-100	2/3/14	DAL	W	124-107	12/14/22	DAL	L	90-105
12/15/87	CLE	L	93-106	3/19/96	DAL	L	72-81	3/14/06	DAL	W	91-87	1/4/15	CLE	W	109-90	12/17/22	CLE	L	99-100*
2/24/88	DAL	W	93-89	3/22/97	DAL	L	72-75	3/29/06	CLE	L	94-107	3/10/15	DAL	L	94-127	12/27/23	DAL	L	110-113
12/10/88	DAL	L	98-102	3/30/97	CLE	L	80-84	3/1/07	DAL	W	95-92	1/12/16	DAL	L	107-110*	2/27/24	CLE	L	119-121

* overtime

SERIES INFORMATION & NOTES

Overall Series 40-45
Home Games vs. Cavaliers 22-20
Road Games at Cavaliers 18-25
Current Series Streak Cleveland won last four
in Dallas Cleveland won last three
in Cleveland Cleveland won last two

DALLAS
Last Home Win 110-90 (5/7/21)
Last Road Win 120-112 (3/30/22)
Largest Margin of Victory 42 (143-101, 11/22/19)
High Point Total 143 (11/22/19)
Low Point Total 72 (twice)

CLEVELAND
Last Home Win 121-119 (2/27/24)
Last Road Win 113-110 (12/27/23)
Largest Margin of Victory 38 (128-90, 11/25/16)
High Point Total 135 (OT) (3/16/85)
Low Point Total 74 (10/31/07)

Series scoring record vs. Cleveland
Luka ć (45 on 2/27/24)

Series scoring records vs. Dallas
LeBron James (46 on 3/29/06)

The Cavaliers have taken five of the last six meetings (after the Mavericks won 6 straight from February 2019 to May 2021)...Luka Dončić recorded a franchise-best 45 points vs. Cleveland (2/27/24) in a 121-119 loss that saw Max Strus hit a game-winning buzzer beater from beyond half court...Dallas recorded 32 assists and just five turnovers a 121-116 win over Cleveland (3/16/19), marking the first time in franchise history that the Mavericks dished out 30+ assists while committing five-or-fewer miscues...the Mavericks accomplished the feat against Cleveland again on 11/22/19, finishing with 31 helpers and only five giveaways in 143-101 win…Dallas set series records for margin of victory (42) and highest point total (143) in its win on 11/22/19…LeBron James scored 46 points in Cleveland's 107-94 win on 3/29/06, setting the series high-scoring mark for the Cavaliers...the Cavaliers' 74 points in the 2007-08 season opener (10/31/07) was their fewest in the all-time series…Cleveland held Dallas to a series-low 72 points in both 1996 and 1997 (both wins).

DENVER PR STAFF

Vice President, Media Relations
Nick O'Hayre (nick.ohayre@nuggets.com)

Director, Media Relations
Cody Wise (cody.wise@nuggets.com)

Manager, Media Relations
Makalah Emanuel (Makalah.Emanuel@nuggets.com)

2023-24 SEASON SERIES RESULTS

11/3/23 @ Denver	Denver, 125-114
12/18/23 @ Denver	Denver, 130-104
3/17/24 vs. Dallas	Dallas, 107-105

2023-24 REGULAR SEASON VS. NUGGETS

DATE	SITE	TIME/RESULT
11/3/23	Denver	L, 114-125
12/18/23	Denver	L, 104-130
3/17/24	Dallas	W, 107-105

2022-23 REGULAR SEASON VS. NUGGETS

DATE	SITE	RESULT
11/18/22	Dallas	W, 127-99
11/20/22	Dallas	L, 97-98
12/6/22	Denver	W, 116-115
2/15/23	Denver	L, 109-118

SERIES HISTORY VS. NUGGETS

	ALL-TIME	STREAKS	LAST WIN	LAST LOSS
Overall	99-96	Won 1	3/17/24	12/18/23
Home	61-32	Won 1	3/17/24	11/20/22
Road	38-64	Lost 3	12/6/22	12/18/23

2023-24 DALLAS STATISTICS VS. DENVER

PLAYER	GP-GS	MIN	FG-ATT	FG%	3FG-ATT	3FG%	FT-FTA	FT%	OFF	DEF	TOT/AVG	AST	PF-D	STL	TO	BLK	PTS	AVG
L. Dončić	3-3	114.8	36-75	.480	17-34	.500	20-27	.741	10	21	31/10.3	19	6-17	2	15	1	109	36.3
K. Irving	2-2	74.5	18-38	.474	5-16	.313	5-6	.833	3	5	8/4.0	16	3-4	7	6	3	46	23.0
D. Jones Jr.	3-3	65.8	10-25	.400	1-11	.091	1-2	.500	7	3	10/3.3	3	1-3	4	1	0	22	7.3
G. Williams	2-2	55.2	7-18	.389	4-9	.444	2-2	1.000	3	5	8/4.0	2	6-1	1	1	2	20	10.0
D. Exum	3-1	41.8	9-13	.692	1-2	.500	0-0	.000	0	4	4/1.3	3	4-1	0	1	0	19	6.3
T. Hardaway Jr.	3-0	63.4	6-23	.261	3-16	.188	3-4	.750	0	8	8/2.7	4	6-6	1	5	0	18	6.0
D. Lively II	2-1	47.9	9-11	.818	0-1	.000	0-3	.000	5	7	12/6.0	0	5-2	1	3	3	18	9.0
J. Hardy	3-0	36.7	5-15	.333	4-7	.571	3-4	.750	1	3	4/1.3	7	4-5	0	2	0	17	5.7
D. Powell	2-1	39.8	6-11	.545	0-0	.000	2-2	1.000	7	2	9/4.5	1	6-4	0	1	0	14	7.0
J. Green	1-0	27.2	5-8	.625	3-5	.600	0-0	.000	1	4	5/5.0	2	2-2	2	0	0	13	13.0
D. Gafford	1-1	24.3	4-7	.571	0-0	.000	0-0	.000	3	3	6/6.0	1	5-0	0	0	1	8	8.0
A. Lawson	1-0	14.8	2-4	.500	1-2	.500	1-2	.500	1	1	2/2.0	0	2-1	0	1	0	6	6.0
G. Brown III	1-0	8.7	2-2	1.000	0-0	.000	1-5	.200	1	1	2/2.0	0	1-3	0	1	0	5	5.0
P. Washington	1-1	30.8	2-10	.200	0-4	.000	0-0	.000	2	9	11/11.0	3	1-0	0	0	1	4	4.0
R. Holmes	1-0	6.6	1-5	.200	0-0	.000	0-0	.000	2	3	5/5.0	0	0-0	0	0	0	2	2.0
M. Morris	1-0	13.3	1-3	.333	0-2	.000	0-0	.000	0	3	3/3.0	0	1-1	0	0	0	2	2.0
O. Prosper	2-0	21.2	1-6	.167	0-2	.000	0-0	.000	1	3	4/2.0	3	1-0	0	0	0	2	1.0
S. Curry	2-0	12.3	0-1	.000	0-1	.000	0-0	.000	0	1	1/0.5	1	3-0	1	0	0	0	0.0
M. Kleber	1-0	20.9	0-3	.000	0-3	.000	0-0	.000	0	4	4/4.0	3	3-2	0	0	0	0	0.0
TEAM	**35-15**	**719.9**	**124-278**	**.446**	**39-115**	**.339**	**38-57**	**.667**	**47**	**90**	**137/45.7**	**68**	**60-52**	**19**	**37**	**11**	**325**	**108.3**

2023-24 DENVER STATISTICS VS. DALLAS

PLAYER	GP-GS	MIN	FG-ATT	FG%	3FG-ATT	3FG%	FT-FTA	FT%	OFF	DEF	TOT/AVG	AST	PF-D	STL	TO	BLK	PTS	AVG
J. Murray	3-3	99.6	20-49	.408	8-15	.533	15-15	1.000	0	10	10/3.3	22	7-8	3	5	2	63	21.0
N. Jokic	3-3	101.9	23-40	.575	2-5	.400	9-12	.750	11	23	34/11.3	23	6-15	5	9	1	57	19.0
M. Porter Jr.	3-3	94.3	19-39	.487	10-20	.500	4-4	1.000	9	11	20/6.7	5	5-3	2	4	4	52	17.3
A. Gordon	3-3	93.0	19-33	.576	4-11	.364	8-10	.800	3	18	21/7.0	15	6-11	3	4	2	50	16.7
R. Jackson	3-0	50.9	15-30	.500	4-10	.400	2-3	.667	0	2	2/0.7	8	4-3	4	4	0	36	12.0
K. Caldwell-Pope	3-3	94.9	11-21	.524	5-10	.500	0-0	.000	1	10	11/3.7	5	2-1	2	1	2	27	9.0
C. Braun	3-0	54.0	9-13	.692	1-2	.500	6-8	.750	2	8	10/3.3	2	9-5	1	3	0	25	8.3
Z. Nnaji	3-0	41.2	9-12	.750	0-2	.000	4-5	.800	4	5	9/3.0	2	5-7	1	2	1	22	7.3
P. Watson	3-0	50.5	5-13	.385	3-5	.600	3-6	.500	3	9	12/4.0	4	4-5	3	0	3	16	5.3
J. Strawther	1-0	21.1	5-10	.500	2-4	.500	0-0	.000	0	3	3/3.0	2	1-1	1	0	0	12	12.0
C. Gillespie	1-0	5.2	0-1	.000	0-0	.000	0-0	.000	1	0	1/1.0	0	1-0	0	0	0	0	0.0
J. Holiday	2-0	13.3	0-3	.000	0-0	.000	0-0	.000	0	1	1/0.5	0	2-1	0	0	1	0	0.0
TEAM	**31-15**	**719.9**	**135-264**	**.511**	**39-84**	**.464**	**51-63**	**.810**	**34**	**100**	**134/44.7**	**88**	**52-60**	**25**	**32**	**16**	**360**	**120.0**

2024-25 VS MAVERICKS

Nov. 10 at Denver
Nov. 22 at Denver
Jan. 12 at Dallas
Jan. 14 at Dallas

2023-24 SEASON

57-25 (.695)
in Northwest

PLAYOFFS

Defeated LA Lakers, 4-1
Lost to Minnesota, 4-3

2023-24 REGULAR SEASON INDIVIDUAL BESTS

Points	38	Luka Dončić @ DEN 12/18/23
Rebounds	11	P.J. Washington Jr. vs. DEN 3/17/24, Luka Dončić @ DEN 12/18/23
Assists	9	Kyrie Irving vs. DEN 3/17/24

2023-24 REGULAR SEASON NUGGETS BESTS

Points	33	Nikola Jokic @ DEN 11/3/23
Rebounds	14	Nikola Jokic @ DEN 11/3/23
Assists	13	Jamal Murray @ DEN 11/3/23

2023-24 REGULAR SEASON TEAM

Biggest Win	2	vs. DEN 3/17/24
Biggest Loss	26	@ DEN 12/18/23

DATE	SITE	W/L	SCORE	DATE	SITE	W/L	SCORE	DATE	SITE	W/L	SCORE	DATE	SITE	W/L	SCORE	DATE	SITE	W/L	SCORE
10/15/80	DEN	L	98-133	1/9/87	DAL	L	113-116	4/15/94	DAL	W	99-97	1/16/04	DEN	W	91-88	11/23/13	DEN	L	100-102
11/28/80	DAL	L	117-119*	1/29/87	DEN	W	132-102	11/8/94	DAL	L	107-115	1/31/04	DAL	L	102-107	11/25/13	DAL	L	96-110
12/10/80	DEN	L	107-116	3/4/87	DAL	W	115-107	11/26/94	DEN	W	124-123*	11/21/04	DEN	L	82-110	3/5/14	DEN	L	110-115
12/26/80	DAL	W	119-111	11/28/87	DEN	L	98-106	12/1/94	DAL	L	80-89	12/26/04	DEN	W	102-88	3/21/14	DAL	W	122-106
3/20/81	DAL	W	126-125	12/5/87	DAL	W	109-96	1/12/95	DEN	L	78-94	1/23/05	DAL	W	95-93	1/14/15	DEN	L	107-114
3/25/81	DEN	W	126-115	2/3/88	DEN	L	105-115	3/7/95	DAL	L	96-99	11/15/05	DAL	W	83-80	1/16/15	DAL	W	97-89
11/25/81	DEN	L	133-139	2/29/88	DAL	W	123-96	11/24/95	DAL	L	109-112*	1/6/06	DEN	W	114-112*	4/10/15	DEN	W	144-143**
12/5/81	DAL	W	109-105	4/9/88	DAL	W	135-109	12/26/95	DEN	L	102-114	2/10/06	DEN	W	113-104	11/28/15	DAL	W	92-81
12/26/81	DAL	L	117-124	4/17/88	DEN	L	122-133	2/29/96	DEN	W	137-120	2/10/06	DEN	L	104-113	2/26/16	DAL	W	122-116*
1/15/82	DEN	L	113-128	11/23/88	DAL	W	125-106	4/18/96	DAL	W	132-98	4/2/06	DAL	W	103-79	3/6/16	DEN	L	114-116*
3/31/82	DAL	L	119-120	1/7/89	DEN	L	94-115	11/1/96	DEN	W	92-91	12/9/06	DAL	W	105-90	3/28/16	DEN	W	97-88
4/17/82	DEN	L	124-130	1/18/89	DAL	W	102-92	1/11/97	DAL	W	104-99	12/31/06	DEN	W	89-85	12/12/16	DAL	W	112-92

10/29/82	DEN	W	125-117	2/22/89	DEN	L	106-109	1/18/97	DEN	W	107-104	2/24/07	DAL	W	115-95	12/19/16	DEN	L	107-117
11/13/82	DAL	L	130-140	3/24/89	DAL	L	105-114	4/19/97	DAL	L	95-100	4/6/07	DEN	L	71-75	2/6/17	DEN	L	87-110
11/30/82	DEN	W	140-129	4/23/89	DEN	W	113-96	1/6/98	DAL	W	108-90	4/6/07	DEN	L	71-75	4/11/17	DAL	L	91-109
1/14/83	DAL	W	149-139	11/21/89	DEN	L	95-111	1/31/98	DEN	L	98-110	12/6/07	DAL	L	109-122	12/4/17	DAL	W	122-105
4/8/83	DAL	L	115-132	12/30/89	DAL	W	116-109*	3/25/98	DEN	W	105-94	1/27/08	DAL	W	90-85	1/16/18	DEN	L	102-105
4/15/83	DEN	L	126-137	1/15/90	DEN	L	90-101	4/11/98	DAL	W	99-81	3/27/08	DEN	L	105-118	1/27/18	DEN	L	89-91
11/1/83	DEN	W	130-124	3/3/90	DEN	L	89-106	2/12/99	DEN	L	94-100	11/7/08	DEN	L	105-108	3/6/18	DAL	W	118-107
1/7/84	DEN	L	117-141	3/16/90	DAL	W	104-97	2/25/99	DAL	W	90-81	11/7/08	DEN	L	105-108	12/18/18	DEN	L	118-126
1/15/84	DAL	W	126-107	11/3/90	DAL	W	140-110	3/26/99	DAL	W	98-79	12/15/08	DAL	L	88-98	2/22/19	DAL	L	104-114
2/3/84	DAL	L	111-114	12/22/90	DEN	W	119-110	1/4/00	DEN	L	96-98	1/13/09	DEN	L	97-99	3/14/19	DEN	L	99-100
2/8/84	DEN	W	120-114	3/10/91	DEN	L	110-124	1/29/00	DAL	W	107-96	3/27/09	DAL	L	101-103	3/14/19	DEN	L	99-100
3/24/84	DAL	W	119-101	4/2/91	DAL	W	133-126	2/26/00	DAL	W	98-96	12/27/09	DEN	W	104-96	10/29/19	DEN	W	109-106
12/21/84	DEN	L	93-116	11/19/91	DEN	W	96-93	4/6/00	DEN	W	116-115*	2/9/10	DEN	L	91-127	1/8/20	DAL	L	106-107
1/31/85	DEN	L	110-121	1/16/92	DAL	L	90-101	11/6/00	DEN	W	108-96	3/29/10	DAL	W	109-93	3/11/20	DAL	W	113-97
2/3/85	DAL	W	114-106	2/14/92	DEN	L	85-105	11/25/00	DAL	W	108-84	11/3/10	DEN	W	102-101	1/7/21	DEN	W	124-117*
3/1/85	DAL	L	140-141*	3/29/92	DAL	W	105-98	1/20/01	DAL	W	97-79	11/6/10	DAL	L	92-103	1/25/21	DAL	L	113-117
3/15/85	DAL	W	127-108	4/19/92	DEN	W	104-92	1/27/01	DEN	L	100-102	2/10/11	DEN	L	120-121	3/13/21	DEN	W	116-103
3/18/85	DEN	L	111-113	1/16/93	DEN	L	91-106	11/8/01	DAL	W	105-91	2/10/11	DEN	L	120-121	10/29/21	DEN	L	75-106
11/7/85	DEN	L	99-131	1/21/93	DAL	L	94-110	1/8/02	DAL	W	95-94	4/6/11	DAL	L	96-104	11/15/21	DAL	W	111-101
12/14/85	DAL	W	127-100	2/6/93	DEN	L	93-111	1/24/02	DEN	W	104-97	12/26/11	DAL	L	93-115	1/3/22	DAL	W	103-89
1/7/86	DEN	L	110-132	2/24/93	DAL	L	92-113	3/3/02	DEN	W	116-110*	2/8/12	DEN	W	105-95	11/18/22	DAL	W	127-99
2/12/86	DAL	W	117-110	4/16/93	DAL	W	99-86	12/18/02	DEN	W	80-75	2/15/12	DAL	W	102-84	11/20/22	DAL	L	97-98
2/22/86	DEN	L	106-113	4/21/93	DEN	L	112-137	1/6/03	DAL	W	86-71	3/19/12	DEN	W	112-95	12/6/22	DEN	W	116-115
4/3/86	DAL	W	115-114	12/5/93	DEN	L	110-115	2/1/03	DAL	W	122-100	3/19/12	DEN	W	112-95	2/15/23	DEN	L	109-118
11/14/86	DEN	L	138-142	12/28/93	DAL	L	85-97	3/24/03	DEN	W	108-96	12/28/12	DAL	L	85-106	11/3/23	DEN	L	114-125
12/19/86	DAL	W	141-118	2/6/94	DEN	L	89-99	11/22/03	DAL	W	115-101	4/4/13	DEN	L	94-95	12/18/23	DEN	L	104-130
12/26/86	DEN	W	123-121	3/26/94	DEN	L	101-112	11/28/03	DEN	L	103-113	4/12/13	DAL	W	108-105*	3/17/24	DAL	W	107-105

* overtime

SERIES INFORMATION & NOTES

Overall series 97-92
Home games vs. Nuggets 61-32
Road games at Nuggets 36-60
Current series streak Dallas won last game
in Dallas Denver won last game
in Denver Denver won last game

DALLAS
Last home win 127-99 (11/18/22)
Last road win 116-115 (12/6/22)
Largest margin of victory 34 (132-98, 4/18/96)
High point total 149 (1/14/83)
Low point total 71 (4/6/07)

DENVER
Last home win 118-109 (2/15/23)
Last road win 98-97 (11/20/22)
Largest margin of victory 36 (127-91, 2/9/10)
High point total 143 (2OT) (4/10/15)
Low point total 71 (1/6/03)

Series scoring record vs. Denver
Jim Jackson (50 on 11/26/94)

Series scoring record vs. Dallas
Danilo Gallinari (47 on 4/10/15)

The Nuggets have taken four of the last six meetings (after the Mavericks won 6 of the previous 8)…Dallas won the most recent match-up between the two teams after Luka Dončić hit a game-tying three late in the game to help set up Kyrie Irving's game-winning left-handed buzzer-beating floater over Denver's Nikola Jokić to win the game...Jokić (130) and Dončić (77) both lead their respective franchises in career triple-doubles, ranking 4th and 9th all-time, respectively...Jokić and Dončić have each recorded three triple-doubles in the all-time series...Dončić registered his 50th career triple-double (33 points, 12 rebounds and 11 assists) in a 127-99 win vs. Denver (11/18/22), becoming the 10th player in NBA history to achieve the feat and the second-fastest (278 games) to reach the milestone...Dončić registered 35 points, 11 rebounds, 16 assists and 4 steals in a 117-113 loss to Denver on 1/25/21, joining LeBron James (39-12-16-4, L.A. Lakers at Dallas, 11/1/19) as the only players in NBA history to post those numbers in a game...Dallas defeated Denver 113-97 on 3/11/20, in what was the final game before the 2019-20 season was temporarily suspended due to the COVID-19 pandemic…the Mavericks tied a franchise record with nine double-figure scorers in their 109-106 win at Denver (10/29/19)…Jokić hit a turnaround jumper at the buzzer to give the Nuggets a 100-99 win on 3/14/19...the Mavericks held the Nuggets to an opponent-low five points in the third period on 11/28/15...on 4/10/15, the Mavericks defeated the Nuggets 144-143 in double overtime...the 143 points by Denver marked its most in the all-time series…Danilo Gallinari finished that game with 47 points, which set a Nuggets scoring record in the series...the Mavericks came back from 25 down in the first quarter to defeat the Nuggets 124-123 in overtime on 11/12/94, marking their second-biggest comeback in team history…Mark Aguirre recorded the first triple-double (30 points, 11 rebounds, 16 assists) in Mavericks history in a 149-139 win over the Nuggets (1/14/83)…the 149 points are tied for the most by Dallas in a regulation-length game.

DETROIT PR STAFF

Executive Vice President & ChiefCommunications Officer
Kevin Grigg (kgrigg@pistons.com)

Vice President, Public Relations
Cletus Lewis (clewis@pistons.com)

Manager, Public Relations
Corey Moore (coreymoore@pistons.com)

Coordinator, Public Relations
Ben Bagley (bbagley@pistons.com)

2023-24 SEASON SERIES RESULTS

3/9/24 @ Detroit	Dallas, 142-124
4/12/24 vs. Dallas	Detroit, 107-89

2023-24 REGULAR SEASON VS. PISTONS

DATE	SITE	TIME/RESULT
3/9/24	Detroit	W, 142-124
4/12/24	Dallas	L, 89-107

2022-23 REGULAR SEASON VS. PISTONS

DATE	SITE	RESULT
12/1/22	Detroit	L, 125-131 (OT)
1/30/23	Dallas	W, 111-105

SERIES HISTORY VS. PISTONS

	ALL-TIME	STREAKS	LAST WIN	LAST LOSS
Overall	41-44	Lost 1	3/9/24	4/12/24
Home	21-20	Lost 1	1/30/23	4/12/24
Road	20-24	Won 1	3/9/24	12/1/22

2023-24 DALLAS STATISTICS VS. DETROIT

PLAYER	GP-GS	MIN	FG-ATT	FG%	3FG-ATT	3FG%	FT-FTA	FT%	OFF	DEF	TOT/AVG	AST	PF-D	STL	TO	BLK	PTS	AVG
L. Dončić	1-1	36.6	13-24	.542	4-13	.308	9-10	.900	0	10	10/10.0	10	1-7	3	6	2	39	39.0
J. Hardy	2-0	32.7	11-23	.478	2-6	.333	9-10	.900	1	7	8/4.0	3	1-5	1	5	0	33	16.5
T. Hardaway Jr.	2-1	33.3	9-19	.474	5-11	.455	2-6	.333	0	3	3/1.5	4	0-4	0	1	0	25	12.5
D. Gafford	2-2	36.0	10-11	.909	0-0	.000	3-4	.750	0	9	9/4.5	2	5-4	0	4	5	23	11.5
K. Irving	1-1	29.7	9-18	.500	3-6	.500	0-0	.000	1	2	3/3.0	5	1-1	1	4	0	21	21.0
O. Prosper	1-0	29.0	6-12	.500	2-4	.500	2-2	1.000	2	4	6/6.0	1	1-1	2	1	1	16	16.0
P. Washington	2-2	43.9	6-12	.500	2-6	.333	2-2	1.000	0	5	5/2.5	2	0-1	3	0	0	16	8.0
D. Jones Jr.	2-2	32.1	6-9	.667	0-2	.000	3-4	.750	0	2	2/1.0	4	3-3	4	2	1	15	7.5
J. Green	2-0	50.3	4-11	.364	0-4	.000	4-5	.800	0	4	4/2.0	2	3-5	3	2	0	12	6.0
M. Morris	2-0	16.8	3-8	.375	2-6	.333	0-0	.000	0	2	2/1.0	0	0-0	0	1	1	8	4.0
D. Powell	2-0	33.0	3-5	.600	0-0	.000	1-1	1.000	6	6	12/6.0	5	7-3	0	2	0	7	3.5
M. Kleber	2-0	28.3	2-4	.500	2-4	.500	0-0	.000	1	8	9/4.5	2	2-1	1	1	3	6	3.0
A. Lawson	2-0	25.1	2-7	.286	0-2	.000	0-0	.000	1	5	6/3.0	2	0-0	0	2	0	4	2.0
B. Williams	1-0	17.7	2-8	.250	0-2	.000	0-0	.000	0	1	1/1.0	0	1-0	0	1	0	4	4.0
D. Exum	2-1	28.8	1-4	.250	0-1	.000	0-0	.000	1	3	4/2.0	7	2-1	0	1	0	2	1.0
A. Fudge	1-0	6.8	0-0	.000	0-0	.000	0-0	.000	0	1	1/1.0	0	0-0	0	1	0	0	0.0
TEAM	**27-10**	**480.0**	**87-175**	**.497**	**22-67**	**.328**	**35-44**	**.795**	**13**	**72**	**85/42.5**	**49**	**27-36**	**18**	**34**	**13**	**231**	**115.5**

2023-24 DETROIT STATISTICS VS. DALLAS

PLAYER	GP-GS	MIN	FG-ATT	FG%	3FG-ATT	3FG%	FT-FTA	FT%	OFF	DEF	TOT/AVG	AST	PF-D	STL	TO	BLK	PTS	AVG
M. Sasser	2-1	51.0	13-28	.464	4-14	.286	4-4	1.000	0	7	7/3.5	4	4-4	2	5	0	34	17.0
C. Cunningham	1-1	32.4	11-21	.524	3-7	.429	8-8	1.000	3	6	9/9.0	10	2-4	0	5	0	33	33.0
S. Fontecchio	1-0	32.2	9-13	.692	4-5	.800	5-5	1.000	1	3	4/4.0	2	4-3	1	0	1	27	27.0
J. Wiseman	2-1	66.6	13-20	.650	0-0	.000	1-2	.500	7	15	22/11.0	6	7-5	0	1	3	27	13.5
J. Ivey	2-2	63.9	10-30	.333	2-13	.154	2-5	.400	4	3	7/3.5	9	5-4	4	8	1	24	12.0
C. Metu	1-1	34.8	6-11	.545	4-5	.800	2-2	1.000	1	7	8/8.0	2	1-2	2	0	0	18	18.0
E. Fournier	2-0	40.2	6-17	.353	1-8	.125	0-0	.000	1	5	6/3.0	3	2-0	0	1	1	13	6.5
M. Flynn	2-0	17.8	6-11	.545	0-2	.000	0-0	.000	0	0	0/0.0	6	2-0	4	1	0	12	6.0
J. Rhoden	1-0	26.8	5-5	1.000	1-1	1.000	0-0	.000	0	4	4/4.0	0	0-0	0	0	3	11	11.0
T. Gibson	1-0	11.5	4-6	.667	0-0	.000	0-0	.000	1	4	5/5.0	2	1-0	0	0	1	8	8.0
T. Brown Jr.	2-1	27.8	3-10	.300	0-4	.000	0-0	.000	0	5	5/2.5	3	0-0	2	1	0	6	3.0
J. Duren	1-1	15.8	1-4	.250	0-0	.000	4-4	1.000	2	6	8/8.0	3	4-2	0	2	0	6	6.0
I. Stewart	1-1	34.3	2-6	.333	1-4	.250	0-0	.000	0	4	4/4.0	0	0-0	3	1	0	5	5.0
A. Thompson	1-1	11.3	1-7	.143	0-2	.000	2-4	.500	4	1	5/5.0	0	1-2	1	0	0	4	4.0
S. Umude	1-0	13.6	1-5	.200	1-3	.333	0-0	.000	2	0	2/2.0	0	3-1	0	0	1	3	3.0
TEAM	**21-10**	**480.0**	**91-194**	**.469**	**21-68**	**.309**	**28-34**	**.824**	**26**	**70**	**96/48.0**	**50**	**36-27**	**19**	**25**	**11**	**231**	**115.5**

2024-25 VS MAVERICKS

Jan. 31 at Detroit
Mar. 21 at Dallas

2023-24 SEASON

14-68 (.171)
in Central

PLAYOFFS

Did not qualify

2023-24 REGULAR SEASON INDIVIDUAL BESTS

Points	39	Luka Dončić @ DET 3/9/24
Rebounds	10	Dwight Powell vs. DET 4/12/24, Luka Dončić @ DET 3/9/24
Assists	10	Luka Dončić @ DET 3/9/24

2023-24 REGULAR SEASON PISTONS BESTS

Points	33	Cade Cunningham @ DET 3/9/24
Rebounds	12	James Wiseman @ DET 3/9/24
Assists	10	Cade Cunningham @ DET 3/9/24

2023-24 REGULAR SEASON TEAM

Biggest Win	18	@ DET 3/9/24
Biggest Loss	18	vs. DET 4/12/24

DATE	SITE	W/L	SCORE	DATE	SITE	W/L	SCORE	DATE	SITE	W/L	SCORE	DATE	SITE	W/L	SCORE	DATE	SITE	W/L	SCORE
11/8/80	DET	L	73-101	3/27/89	DET	L	77-90	2/21/98	DAL	L	82-94	12/7/06	DAL	L	82-92	3/9/16	DAL	L	96-102
2/10/81	DAL	L	95-101	3/18/90	DET	L	84-114	3/2/98	DET	L	94-100	3/18/07	DET	W	92-88	4/1/16	DET	W	98-89
12/22/81	DAL	L	98-106	3/25/90	DAL	W	98-96*	3/19/99	DET	L	87-94	1/9/08	DAL	W	102-86	12/14/16	DAL	L	85-95
4/1/82	DET	W	121-120	1/14/91	DAL	L	81-89	1/23/00	DET	W	99-91	2/3/08	DET	L	67-90	2/15/17	DET	L	91-98
12/10/82	DET	W	122-121	1/25/91	DET	L	82-84	2/17/00	DAL	W	106-97	1/23/09	DET	W	112-91	12/20/17	DAL	W	110-93
2/9/83	DAL	W	122-113	1/3/92	DAL	L	96-106	12/17/00	DET	W	99-90	3/17/09	DAL	W	103-101	4/6/18	DET	L	106-113*
12/20/83	DET	L	104-116	1/13/92	DET	L	81-84	1/3/01	DAL	L	104-107	11/15/09	DET	W	95-90	1/25/19	DAL	W	106-101
2/18/84	DAL	L	115-120	1/13/93	DET	L	96-112	10/30/01	DAL	W	94-87	1/5/10	DAL	W	98-93	1/31/19	DET	L	89-93
11/17/84	DAL	L	110-124	1/19/93	DAL	W	113-103	11/15/01	DET	L	89-115	11/23/10	DAL	W	88-84	12/12/19	†DET	W	122-111
2/13/85	DET	L	119-124	2/19/94	DAL	L	96-105	11/9/02	DAL	W	114-75	1/17/11	DET	L	89-103	4/21/21	DAL	W	127-117
1/24/86	DAL	L	120-129	2/21/94	DET	W	98-88	11/27/02	DET	W	102-82	1/10/12	DET	W	100-86	4/29/21	DET	W	115-105
2/14/86	DET	L	110-119	3/4/95	DAL	L	91-98	1/11/04	DET	L	102-115	12/1/12	DAL	W	92-77	2/8/22	DAL	W	116-86
3/6/87	DET	L	115-125	3/23/95	DET	W	102-94	2/7/04	DAL	W	111-108	3/8/13	DET	W	102-99	4/6/22	DET	W	131-113
3/21/87	DAL	W	122-118	1/25/96	DAL	L	92-93	12/6/04	DAL	L	85-101	1/26/14	DAL	W	116-106	12/1/22	DET	L	125-131*
11/25/87	DAL	W	113-107	3/9/96	DET	L	91-92	3/28/05	DET	W	95-88	2/22/14	DET	W	113-102	1/30/23	DAL	W	111-105
12/18/87	DET	L	112-117	11/6/96	DET	L	84-103	11/19/05	DAL	W	119-82	12/17/14	DET	W	117-106	3/9/24	DET	W	142-124
11/15/88	DAL	L	99-108	4/1/97	DAL	L	82-100	3/28/06	DET	L	90-97	1/7/15	DAL	L	95-108	4/12/24	DAL	L	89-107

* overtime † neutral location

SERIES INFORMATION & NOTES

Overall series 41-44
Home games vs. Pistons 21-20
Road games at Pistons 19-24
Neutral site games 1-0
Current series streak Detroit won last game
in Dallas Detroit won last game
in Detroit Dallas won last game

DALLAS
Last home win 111-105 (1/30/23)
Last road win 142-124 (3/9/24)
Largest margin of victory 39 (114-75, 11/9/02)
High point total 142 (3/9/24)
Low point total 67 (2/3/08)

DETROIT
Last home win 131-125 (12/1/22)
Last road win 107-89 (4/12/24)
Largest margin of victory 30 (114-84, 3/18/90)
HIgh point total 131 (12/1/22)
Low point total 75 (11/9/02)

Series scoring record vs. Detroit
Luka ć (53 on 1/30/23)

Series scoring record vs. Dallas
Joe Dumars (40 on 2/21/94)

The Mavericks have won seven of the last nine meetings…Jaden Hardy scored a season-high 25 points (4/12/24) in a home loss to the Pistons...Luka Dončić posted a 39-point triple-double in the first 2023-24 match-up between the two teams, setting the NBA record for most consecutive 30-point triple-doubles with six (39-10-10)...Dončić posted a series-best 53 points (17-24 FG, 5-11 3FG, 14-18 FT) in a 111-105 win over Detroit (1/30/23), setting a new franchise record for the most points in a regulation-length game...Dallas scored a series-record 131 points in a victory 131-113 victory at Detroit (4/6/22)...Michigan alum Tim Hardaway Jr. tallied a career-high 42 points in the Mavericks' 115-105 win at Detroit (4/29/21)...in their lone meeting in 2019-20, Dallas defeated Detroit 122-111 in Mexico City (12/12/19)…Dončić racked up 41 points, 12 rebounds and 11 assists in just 34 minutes, recording the first triple-double in an NBA game in Mexico City and setting a new individual scoring record for a regular season game played there…Dallas scored a series-low 67 points on 2/3/08, with the previous low of 73 being set in the Mavericks' inaugural year (1980)...Pistons great Isiah Thomas dished out a Mavericks opponent-high 25 assists in a 124-119 win on 2/13/85…the meeting between Dallas and Detroit on 10/30/01 not only opened the 2001-02 season, but also marked the first regular-season game at American Airlines Center (the Mavericks won, 94-87).

GOLDEN STATE PR STAFF

Sr. Vice President, Communications
Raymond Ridder (rridder@warriros.com)

Sr. Director, Public Relations
Brett Winkler (bwinkler@warriors.com)

Director, Basketball Communications
Michael Ravina (mravina@warriors.com)

Director, Publications & Statistical Information
Darryl Arata (darata@warriors.com)

Manager, Public Relations
Cole Lawrence (clawrence@warriors.com)

2023-24 SEASON SERIES RESULTS

12/30/23 @ Golden State	Dallas, 132-122
3/13/24 vs. Dallas	Dallas, 109-99
4/2/24 @ Golden State	Golden State, 104-100
4/5/24 vs. Dallas	Dallas, 108-106

2023-24 REGULAR SEASON VS. WARRIORS

DATE	SITE	TIME/RESULT
12/30/23	Golden State	W, 132-122
3/13/24	Dallas	W, 109-99
4/2/24	Golden State	L, 100-104
4/5/24	Dallas	W, 108-106

2022-23 REGULAR SEASON VS. WARRIORS

DATE	SITE	RESULT
11/29/22	Dallas	W, 116-113
2/4/23	Golden State	L, 113-119
3/22/23	Dallas	L, 125-127

SERIES HISTORY VS. WARRIORS

	ALL-TIME	STREAKS	LAST WIN	LAST LOSS
Overall	93-88	Won 1	4/5/24	4/2/24
Home	54-34	Won 2	4/5/24	3/22/23
Road	39-54	Lost 1	12/30/23	4/2/24

2023-24 DALLAS STATISTICS VS. GOLDEN STATE

PLAYER	GP-GS	MIN	FG-ATT	FG%	3FG-ATT	3FG%	FT-FTA	FT%	OFF	DEF	TOT/AVG	AST	PF-D	STL	TO	BLK	PTS	AVG
L. Dončić	3-3	106.3	32-69	.464	11-30	.367	15-19	.789	2	21	23/7.7	30	4-18	1	15	1	90	30.0
K. Irving	3-3	116.1	27-54	.500	7-20	.350	15-15	1.000	1	16	17/5.7	19	9-17	6	10	3	76	25.3
P. Washington	3-3	110.0	25-48	.521	9-24	.375	4-7	.571	1	16	17/5.7	4	4-5	10	7	6	63	21.0
D. Exum	4-2	113.1	17-27	.630	6-10	.600	2-3	.667	1	6	7/1.8	22	5-8	2	6	0	42	10.5
T. Hardaway Jr.	4-0	100.1	14-38	.368	5-24	.208	8-9	.889	0	12	12/3.0	13	5-7	0	3	0	41	10.3
D. Gafford	3-3	84.6	15-20	.750	0-0	.000	0-2	.000	9	20	29/9.7	9	12-4	3	5	10	30	10.0
J. Green	2-0	48.2	11-14	.786	4-6	.667	3-3	1.000	2	3	5/2.5	2	4-2	0	2	0	29	14.5
D. Lively II	2-1	54.2	11-15	.733	0-0	.000	2-3	.667	2	20	22/11.0	1	2-2	0	2	2	24	12.0
D. Jones Jr.	4-4	96.6	9-26	.346	2-12	.167	3-6	.500	7	7	14/3.5	3	4-6	2	5	6	23	5.8
J. Hardy	4-1	47.5	7-19	.368	3-11	.273	0-0	.000	0	6	6/1.5	2	3-0	0	2	0	17	4.3
G. Williams	1-0	18.9	3-3	1.000	2-2	1.000	2-2	1.000	1	5	6/6.0	0	1-2	1	0	0	10	10.0
D. Powell	4-0	32.5	1-3	.333	0-0	.000	2-4	.500	4	3	7/1.8	3	4-6	2	0	0	4	1.0
M. Kleber	2-0	24.6	0-5	.000	0-1	.000	0-0	.000	1	2	3/1.5	3	4-1	1	0	3	0	0.0
A. Lawson	2-0	7.2	0-2	.000	0-1	.000	0-0	.000	0	0	0/0.0	1	0-0	0	0	0	0	0.0
TEAM	**41-20**	**959.9**	**172-343**	**.501**	**49-141**	**.348**	**56-73**	**.767**	**31**	**137**	**168/42.0**	**112**	**61-78**	**28**	**57**	**31**	**449**	**112.3**

2023-24 GOLDEN STATE STATISTICS VS. DALLAS

PLAYER	GP-GS	MIN	FG-ATT	FG%	3FG-ATT	3FG%	FT-FTA	FT%	OFF	DEF	TOT/AVG	AST	PF-D	STL	TO	BLK	PTS	AVG
S. Curry	3-3	101.5	23-66	.348	14-34	.412	6-7	.857	1	14	15/5.0	19	6-12	3	9	2	66	22.0
C. Paul	4-2	114.4	22-44	.500	10-20	.500	2-2	1.000	0	12	12/3.0	23	9-3	6	3	2	56	14.0
A. Wiggins	3-2	88.4	18-41	.439	5-12	.417	13-13	1.000	6	8	14/4.7	7	4-11	3	5	2	54	18.0
J. Kuminga	2-2	60.4	14-29	.483	3-7	.429	12-14	.857	6	7	13/6.5	5	5-9	2	7	0	43	21.5
B. Podziemski	4-0	112.2	17-35	.486	8-13	.615	1-2	.500	4	24	28/7.0	20	9-3	5	7	0	43	10.8
K. Thompson	4-4	114.5	16-55	.291	7-29	.241	2-2	1.000	2	10	12/3.0	5	3-1	5	7	1	41	10.3
T. Jackson-Davis	4-4	94.9	18-31	.581	0-0	.000	3-7	.429	16	17	33/8.3	5	5-8	2	6	2	39	9.8
M. Moody	3-1	65.7	11-24	.458	6-12	.500	2-3	.667	2	6	8/2.7	3	8-4	2	1	1	30	10.0
G. Payton II	4-0	64.9	11-21	.524	1-8	.125	1-1	1.000	4	4	8/2.0	3	13-2	3	1	3	24	6.0
D. Green	2-2	65.2	8-17	.471	0-3	.000	1-1	1.000	5	10	15/7.5	9	6-4	6	7	2	17	8.5
K. Looney	4-0	48.2	5-7	.714	0-0	.000	1-5	.200	5	11	16/4.0	2	7-4	0	1	0	11	2.8
J. Robinson	1-0	2.8	2-3	.667	0-1	.000	0-0	.000	0	2	2/2.0	0	1-0	0	0	0	4	4.0
D. Saric	2-0	22.9	1-5	.200	1-4	.250	0-0	.000	2	7	9/4.5	5	1-0	1	3	0	3	1.5
L. Quinones	1-0	3.9	0-0	.000	0-0	.000	0-0	.000	0	0	0/0.0	1	1-0	0	0	0	0	0.0
TEAM	**41-20**	**959.9**	**166-378**	**.439**	**55-143**	**.385**	**44-57**	**.772**	**53**	**132**	**185/46.3**	**107**	**78-61**	**38**	**57**	**15**	**431**	**107.8**

2024-25 VS MAVERICKS

Nov. 12 at San Francisco
Feb. 12 at Dallas
Feb. 23 at San Francisco

2023-24 SEASON

46-36 (.561)
in Pacific

PLAYOFFS

Did not qualify

2023-24 REGULAR SEASON INDIVIDUAL BESTS

Points	39	Luka Dončić @ GSW 12/30/23
Rebounds	15	Daniel Gafford vs. GSW 4/5/24
Assists	11	Luka Dončić @ GSW 4/2/24

2023-24 REGULAR SEASON WARRIORS BESTS

Points	28	Stephen Curry vs. GSW 4/5/24
Rebounds	10	Brandin Podziemski @ GSW 4/2/24, Trayce Jackson-Davis @ GSW 4/2/24
Assists	8	Chris Paul vs. GSW 4/5/24

2023-24 REGULAR SEASON TEAM

Biggest Win	10	@ GSW 12/30/23, vs. GSW 3/13/24
Biggest Loss	4	@ GSW 4/2/24

DATE	SITE	W/L	SCORE	DATE	SITE	W/L	SCORE	DATE	SITE	W/L	SCORE	DATE	SITE	W/L	SCORE	DATE	SITE	W/L	SCORE
10/25/80	GOS	L	79-86	2/19/88	DAL	W	113-100	1/21/97	GSW	L	93-105	2/15/05	GSW	W	114-107	4/4/15	DAL	L	110-123
12/20/80	DAL	L	98-101	3/14/88	DAL	W	121-101	2/13/97	DAL	L	99-107	3/23/05	GSW	W	109-97	12/30/15	DAL	W	114-91
1/7/81	GOS	W	111-109	4/13/88	GOS	L	110-112	4/3/97	GSW	L	90-106	12/30/05	DAL	L	109-111	1/27/16	GSW	L	107-127
3/6/81	GOS	L	109-115	12/3/88	DAL	W	117-111	4/3/97	GSW	L	90-106	1/25/06	GSW	W	102-93	3/18/16	DAL	L	112-130
3/12/81	DAL	W	120-118	1/11/89	GOS	L	106-107	11/20/97	DAL	L	97-101*	3/23/06	DAL	L	121-122	3/25/16	GSW	L	120-128
11/14/81	DAL	L	112-118	2/24/89	DAL	L	92-127	12/16/97	GSW	L	92-103	4/12/06	GSW	L	102-114	11/9/16	GSW	L	95-116
1/2/82	GOS	L	100-119	3/15/89	GOS	L	100-113	12/16/97	GSW	L	92-103	11/6/06	DAL	L	104-107	12/30/16	GSW	L	99-108
2/25/82	DAL	L	104-106	12/5/89	DAL	W	107-88	3/19/98	DAL	W	88-82*	3/12/07	GSW	L	100-117	3/21/17	DAL	L	87-112
3/4/82	GOS	L	98-104	1/10/90	GOS	L	119-123	4/16/98	GSW	L	82-88	4/17/07	GSW	L	82-111	10/23/17	DAL	L	103-133

4/3/82	DAL	L	102-107	3/27/90	DAL	W	118-108	4/16/98	GSW	L	82-88	11/8/07	GSW	W	120-115	12/14/17	GSW	L	97-112
12/2/82	DAL	W	110-100	4/12/90	GOS	W	140-133	2/7/99	GSW	W	102-99**	1/2/08	DAL	W	121-99	1/3/18	DAL	L	122-125
12/14/82	GOS	L	113-122	2/7/91	DAL	W	102-101	2/19/99	GSW	L	79-84	3/30/08	GSW	L	104-114	2/8/18	GSW	L	103-121
1/18/83	GOS	W	112-102	2/18/91	GOS	W	107-101	2/19/99	GSW	L	79-84	4/2/08	DAL	W	111-86	11/17/18	DAL	W	112-109
3/22/83	DAL	W	111-102	3/16/91	DAL	L	105-117	4/10/99	DAL	L	90-91	1/28/09	DAL	W	117-93	12/22/18	GSW	L	116-120
3/29/83	GOS	L	106-109	4/13/91	GOS	L	114-132	5/1/99	DAL	W	105-94	3/13/09	GSW	L	110-119	1/13/19	DAL	L	114-119
11/26/83	DAL	W	115-109	12/5/91	GOS	L	107-117	11/2/99	DAL	W	108-96	3/25/09	DAL	W	128-106	3/23/19	GSW	W	126-91
12/10/83	GOS	W	126-123*	1/18/92	DAL	L	141-143	11/6/99	GSW	W	120-97	11/24/09	DAL	L	103-111	11/20/19	DAL	W	142-94
1/25/84	DAL	W	112-110*	2/24/92	DAL	L	131-138	1/11/00	GSW	W	109-102	2/3/10	DAL	W	110-101	12/28/19	GSW	W	141-121
3/10/84	DAL	W	120-103	4/8/92	GOS	L	91-110	1/25/00	DAL	W	117-103	2/8/10	GSW	W	127-117	1/14/20	GSW	W	124-97
4/15/84	GOS	L	96-98	12/23/92	GOS	L	97-111	12/2/00	GSW	W	97-78	3/27/10	GSW	W	111-90	2/4/21	DAL	L	116-147
11/15/84	GOS	L	112-117	12/26/92	DAL	L	96-110	2/3/01	DAL	W	101-95	12/7/10	DAL	W	105-100	2/6/21	DAL	W	134-132
1/15/85	GOS	W	149-104	4/2/93	DAL	L	93-134	3/9/01	DAL	W	102-73	3/16/11	GSW	W	112-106	4/27/21	GSW	W	133-103
2/6/85	DAL	W	129-103	4/10/93	GOS	L	94-100	4/16/01	GSW	W	110-101	3/20/11	DAL	W	101-73	1/5/22	DAL	W	99-82
3/26/85	DAL	W	134-107	11/6/93	DAL	L	89-93	11/27/01	DAL	W	116-106	4/2/11	GSW	L	92-99	1/25/22	GSW	L	92-130
4/2/85	GOS	W	127-121	11/30/93	GOS	L	91-103	12/1/01	GSW	W	111-82	3/10/12	GSW	L	87-111	2/27/22	GSW	W	107-101
12/3/85	GOS	W	107-100	3/19/94	DAL	L	107-116	3/9/02	DAL	W	107-105	4/12/12	GSW	W	112-103	3/3/22	DAL	W	122-113
12/7/85	DAL	W	120-110	4/11/94	GOS	L	108-122	3/16/02	GSW	W	117-100	4/20/12	DAL	W	104-94	11/29/22	DAL	W	116-113
1/11/86	DAL	W	127-123*	12/20/94	GOS	W	110-107	11/4/02	DAL	W	107-100	11/19/12	DAL	L	101-105*	2/4/23	GSW	L	113-119
3/1/86	DAL	W	119-110	1/18/95	GOS	L	108-121	12/7/02	GSW	W	121-116	1/31/13	GSW	L	97-100	3/22/23	DAL	L	125-127
4/8/86	GOS	L	115-129	3/13/95	GOS	W	130-125	3/14/03	GSW	W	116-114	2/9/13	DAL	W	116-91	12/30/23	GSW	W	132-122
12/6/86	GOS	W	109-104	4/10/95	DAL	L	112-123	4/12/03	DAL	W	117-108	11/27/13	DAL	W	103-99	3/13/24	DAL	W	109-99
2/21/87	DAL	W	122-111*	11/4/95	DAL	W	99-84	10/29/03	GSW	W	95-87	12/11/13	GSW	L	93-95	4/2/24	GSW	L	100-104
2/23/87	GOS	W	121-95	12/30/95	DAL	W	110-94	1/7/04	DAL	W	105-99	3/11/14	GSW	L	85-108	4/5/24	DAL	W	108-106
4/3/87	DAL	W	136-116	2/19/96	DAL	L	100-112	2/3/04	DAL	W	107-93	4/1/14	DAL	L	120-122*	--	--	--	--
4/9/87	GOS	W	125-100	4/8/96	GOS	W	104-102	4/11/04	GSW	L	107-108	12/13/14	DAL	L	98-105	--	--	--	--
12/4/87	DAL	W	116-95	12/26/96	DAL	L	108-113	11/8/04	DAL	W	101-98*	2/4/15	GSW	L	114-128	--	--	--	--
1/9/88	GOS	W	115-99	1/21/97	GSW	L	93-105	12/14/04	DAL	L	107-111	3/6/15	GSW	L	89-104	--	--	--	--

* overtime

SERIES INFORMATION & NOTES

Overall Series 93-83
Home games vs. Golden State 54-34
Road games at Golden State 39-49
Current series streak Dallas won last game
in Dallas Dallas won last game
in Oakland/San Francisco Golden State won last game

DALLAS
Last home win 108-106 (4/5/24)
Last road win 132-122 (12/30/22)
Largest margin of victory 48 (142-94, 11/20/19)
High point total 149 (1/15/85)
Low point total 79 (twice)

GOLDEN STATE
Last home win 104-100 (4/2/24)
Last road win 127-125 (3/22/23)
Largest margin of victory 41 (134-93, 4/2/93)
High point total 147 (2/4/21)
Low point total 73 (twice)

Series scoring record vs. Golden State
Dirk Nowitzki (51 on 3/23/06)

Series scoring record vs. Dallas
Stephen Curry (57 on 2/6/21)

Dallas have won 13 of the last 18 match-ups against the Warriors, including a 3-1 series win in 2023-24...P.J. Washington Jr. scored a Mavs-high 32 points (12-19 FG, 5-8 3FG) against the Warriors (4/5/24) while adding 5 rebounds, 3 assists, 5 steals and 2 blocks to be the second player in franchise history to notch at least such a stat line in a game (Mark Aquirre vs. DEN, 12/5/87)...Luka Dončić has recorded four career triple-doubles against the Warriors, which is tied for his most against any franchise (San Antonio, 4)...Dončić posted his fifth career 40-point triple-double with 41 points, 12 rebounds, 12 assists, 4 steals and 1 block in 39 minutes vs. Golden State (11/29/22), marking just the second time in NBA history that a player recorded that stat line and the first in a regulation-length game (Larry Bird, 49 points, 14 rebounds, 14 assists, 4 steals and 1 block in 2OT game vs. POR 3/15/92)...Dončić recorded three straight triple-doubles through three quarters of play against the Warriors (23-11-10 at GSW 3/23/19; 35-10-11 vs. GSW 11/20/19; 31-12-15 at GSW 12/28/19), becoming the only player over the last 20 seasons to accomplish the feat…the Mavericks overcame a 21-point deficit, including a 19-point fourth-quarter deficit, to record a 107-101 win at Golden State (2/27/22), marking the first time since November 2007 that the Warriors lost a game after leading by 20+ points...Dallas went on a 28-0 run spanning the first and second quarters in its 133-103 win at Golden State (4/27/21), marking the most unanswered points by any team in 2020-21 and the longest such scoring run by the Mavericks over the last 20 years...Stephen Curry scored a series-record 57 points in a 134-132 loss at American Airlines Center (2/6/21)...Curry connected on 11 3-pointers (11-19 3FG) at Dallas (2/6/21), tying his own personal record for the most triples by an opposing player against the Mavericks (11-19 3FG, at DAL 1/13/19)...the Mavericks defeated the Warriors by 48 (142-94) at home on 11/20/19, marking the largest margin of victory by either team in the all-time series…in their final trip to Oracle Arena, the Mavericks snapped a 12-game road game losing streak against the Warriors with a 35-point win (126-91) on 3/23/19…the 35-point win was also their largest margin of victory over a defending champion in franchise history...Curry scored a then series-high-tying 51 points against Dallas at home on 2/4/15...on 3/27/10, Rodrigue Beaubois registered a career-high 40 points (9-11 3FG) while becoming just the third Maverick rookie to score 40+ points in a game and the first rookie in league history to connect on 9 3-pointers...in 2006-07, the Warriors were the only team Dallas didn't defeat (0-3)...in 2005-06, the Warriors, along with the Lakers, were one of just two teams to take the season series from the 60-win Mavericks...on 3/23/06, Dirk Nowitzki set a then series-high scoring mark when he went for 51 points in a 122-121 loss to the Warriors...Mark Aguirre set Mavericks rookie records by going 18-of-40 from the field and scoring 42 points in a 118-112 loss to the Warriors on 11/14/81.

HOUSTON PR STAFF

VP, Media and Player Relations
Tracey Hughes (traceyh@rocketball.com)

Senior Manager, Media Relations
Sean McCloskey (seanm@rocketball.com)

Media Relations Manager
David Wolf (davidw@rocketball.com)

Senior Media Relations Coordinator
Tomorrow Huff (tomorrowh@rocketball.com)

2023-24 SEASON SERIES RESULTS

11/28/23 vs. Dallas	Dallas, 121-115
12/22/23 @ Houston	Houston, 122-96
3/31/24 @ Houston	Dallas, 125-107
4/7/24 vs. Dallas	Dallas, 147-136

2023-24 REGULAR SEASON VS. ROCKETS

DATE	SITE	TIME/RESULT
11/28/23	Dallas	W, 121-115
12/22/23	Houston	L, 96-122
3/31/24	Houston	W, 125-107
4/7/24	Dallas	W, 147-136 (OT)

2022-23 REGULAR SEASON VS. ROCKETS

DATE	SITE	RESULT
11/16/22	Dallas	L, 92-101
12/23/22	Houston	W, 112-106
12/29/22	Dallas	W, 129-114
1/2/23	Houston	W, 111-106

SERIES HISTORY VS. ROCKETS

	ALL-TIME	STREAKS	LAST WIN	LAST LOSS
Overall	95-102	Won 2	4/7/24	12/22/23
Home	52-46	Won 3	4/7/24	11/16/22
Road	43-56	Won 1	3/31/24	12/22/23

2023-24 DALLAS STATISTICS VS. HOUSTON

PLAYER	GP-GS	MIN	FG-ATT	FG%	3FG-ATT	3FG%	FT-FTA	FT%	OFF	DEF	TOT/AVG	AST	PF-D	STL	TO	BLK	PTS	AVG
L. Dončić	3-3	118.6	45-80	.563	16-36	.444	19-23	.826	2	28	30/10.0	28	9-24	4	11	2	125	41.7
K. Irving	3-3	114.7	32-66	.485	9-24	.375	26-28	.929	2	10	12/4.0	14	5-18	3	3	1	99	33.0
T. Hardaway Jr.	4-1	89.4	15-46	.326	9-26	.346	2-2	1.000	2	8	10/2.5	1	2-5	0	2	0	41	10.3
D. Exum	3-0	68.4	13-20	.650	6-9	.667	7-10	.700	3	8	11/3.7	7	3-8	1	6	0	39	13.0
D. Jones Jr.	4-3	103.5	10-21	.476	4-8	.500	6-7	.857	6	11	17/4.3	3	13-8	3	4	0	30	7.5
P. Washington	2-2	71.5	9-20	.450	5-12	.417	3-4	.750	4	15	19/9.5	4	6-3	1	0	3	26	13.0
J. Hardy	4-1	50.2	6-25	.240	4-17	.235	4-4	1.000	1	4	5/1.3	5	7-7	0	2	0	20	5.0
O. Prosper	2-0	31.8	6-14	.429	1-4	.250	7-9	.778	7	1	8/4.0	3	2-5	1	3	0	20	10.0
D. Dennis	1-0	17.2	8-11	.727	1-3	.333	1-2	.500	0	5	5/5.0	4	0-2	0	0	0	18	18.0
R. Holmes	2-0	35.1	8-13	.615	0-0	.000	2-3	.667	5	6	11/5.5	1	6-2	1	3	0	18	9.0
D. Gafford	2-2	37.9	6-7	.857	0-0	.000	0-1	.000	1	4	5/2.5	3	7-2	1	3	6	12	6.0
M. Kleber	2-0	50.7	2-5	.400	1-4	.250	6-8	.750	1	7	8/4.0	3	6-7	2	3	1	11	5.5
D. Lively II	2-1	41.1	5-5	1.000	0-0	.000	0-0	.000	3	4	7/3.5	2	6-1	1	0	4	10	5.0
A. Lawson	2-0	25.3	3-5	.600	0-1	.000	2-2	1.000	0	3	3/1.5	1	0-1	4	3	0	8	4.0
J. Green	1-1	30.3	2-4	.500	1-1	1.000	0-0	.000	1	6	7/7.0	2	4-0	0	1	1	5	5.0
M. Morris	2-1	13.5	1-5	.200	1-5	.200	1-2	.500	0	2	2/1.0	0	0-1	0	0	0	4	2.0
G. Brown III	1-0	12.1	0-3	.000	0-1	.000	3-4	.750	1	4	5/5.0	2	1-2	0	0	0	3	3.0
S. Curry	2-0	17.6	0-7	.000	0-2	.000	0-0	.000	0	2	2/1.0	0	1-0	2	2	0	0	0.0
D. Powell	3-0	12.6	0-1	.000	0-1	.000	0-0	.000	0	4	4/1.3	0	1-0	0	0	0	0	0.0
G. Williams	2-2	43.4	0-10	.000	0-6	.000	0-0	.000	0	8	8/4.0	5	6-1	2	2	1	0	0.0
TEAM	**47-20**	**984.9**	**171-368**	**.465**	**58-160**	**.363**	**89-109**	**.817**	**39**	**140**	**179/44.8**	**88**	**85-97**	**26**	**48**	**19**	**489**	**122.3**

2023-24 HOUSTON STATISTICS VS. DALLAS

PLAYER	GP-GS	MIN	FG-ATT	FG%	3FG-ATT	3FG%	FT-FTA	FT%	OFF	DEF	TOT/AVG	AST	PF-D	STL	TO	BLK	PTS	AVG
J. Smith Jr.	4-4	143.5	29-48	.604	10-19	.526	9-12	.750	6	27	33/8.3	7	8-8	0	2	6	77	19.3
J. Green	4-4	131.4	21-58	.362	7-25	.280	13-13	1.000	2	19	21/5.3	22	13-13	5	13	2	62	15.5
D. Brooks	4-4	119.3	20-44	.455	8-22	.364	7-9	.778	0	9	9/2.3	5	16-9	3	5	0	55	13.8
F. VanVleet	4-4	142.8	18-42	.429	7-24	.292	11-13	.846	0	9	9/2.3	35	12-13	3	4	1	54	13.5
A. Sengun	2-2	59.7	18-31	.581	1-3	.333	16-19	.842	6	18	24/12.0	9	4-13	0	3	1	53	26.5
C. Whitmore	3-0	55.6	14-30	.467	4-15	.267	6-10	.600	6	7	13/4.3	1	4-6	6	0	2	38	12.7
A. Holiday	4-0	72.8	11-24	.458	6-14	.429	2-2	1.000	2	10	12/3.0	6	8-4	3	5	0	30	7.5
J. Landale	3-0	50.7	11-24	.458	0-3	.000	5-9	.556	6	3	9/3.0	5	4-6	2	2	1	27	9.0
A. Thompson	3-2	49.6	8-18	.444	0-3	.000	6-7	.857	2	14	16/5.3	8	8-5	3	4	0	22	7.3
J. Green	4-0	43.3	6-18	.333	1-9	.111	4-4	1.000	1	1	2/0.5	2	1-2	2	2	2	17	4.3
R. Bullock Jr.	2-0	34.0	5-7	.714	4-5	.800	0-0	.000	0	4	4/2.0	2	6-0	0	0	1	14	7.0
T. Eason	1-0	21.1	4-7	.571	0-0	.000	3-5	.600	2	6	8/8.0	0	4-3	0	2	2	11	11.0
J. Tate	3-0	36.8	3-6	.500	0-2	.000	3-3	1.000	3	10	13/4.3	3	6-3	1	5	0	9	3.0
J. Samuels Jr.	1-0	8.9	3-3	1.000	0-0	.000	0-0	.000	0	1	1/1.0	0	0-0	1	0	0	6	6.0
N. Hinton	2-0	10.6	1-4	.250	1-2	.500	0-0	.000	2	2	4/2.0	1	3-0	0	1	0	3	1.5
N. Williams	1-0	5.0	1-1	1.000	0-0	.000	0-0	.000	0	0	0/0.0	1	0-0	0	0	0	2	2.0
TEAM	**45-20**	**984.9**	**173-365**	**.474**	**49-146**	**.336**	**85-106**	**.802**	**38**	**140**	**178/44.5**	**107**	**97-85**	**29**	**48**	**18**	**480**	**120.0**

2024-25 VS MAVERICKS

Oct. 31 at Dallas
Jan. 1 at Houston
Feb. 8 at Dallas
Mar. 14 at Houston

2023-24 SEASON

41-41 (.500)
in Southwest

PLAYOFFS

Did not qualify

2023-24 REGULAR SEASON INDIVIDUAL BESTS

Points	48	Kyrie Irving vs. HOU 4/7/24
Rebounds	13	P.J. Washington Jr. vs. HOU 4/7/24
Assists	12	Luka Dončić vs. HOU 4/7/24

2023-24 REGULAR SEASON ROCKETS BESTS

Points	31	Alperen Sengun vs. HOU 11/28/23
Rebounds	15	Alperen Sengun @ HOU 12/22/23
Assists	12	Fred VanVleet vs. HOU 4/7/24, Fred VanVleet vs. HOU 11/28/23

2023-24 REGULAR SEASON TEAM

Biggest Win	18	@ HOU 3/31/24
Biggest Loss	26	@ HOU 12/22/23

DATE	SITE	W/L	SCORE	DATE	SITE	W/L	SCORE	DATE	SITE	W/L	SCORE	DATE	SITE	W/L	SCORE	DATE	SITE	W/L	SCORE
10/29/80	HOU	L	103-109	4/15/87	DAL	W	113-107	1/5/95	HOU	L	99-108	12/2/04	DAL	W	113-106*	1/28/15	HOU	L	94-99
11/11/80	DAL	L	94-105	4/17/87	HOU	L	99-121	2/28/95	DAL	W	102-101	12/11/04	HOU	W	102-78	2/20/15	DAL	W	111-100
11/29/80	HOU	L	90-115	12/26/87	DAL	W	105-100	3/11/95	HOU	L	102-109	1/12/05	DAL	L	114-124	4/2/15	DAL	L	101-108
1/2/81	DAL	L	120-124*	1/4/88	HOU	L	107-117	4/11/95	HOU	W	156-147**	3/6/05	HOU	L	69-90	11/14/15	HOU	W	110-98
2/4/81	HOU	L	68-116	1/30/88	DAL	L	92-108	12/30/95	DAL	L	102-105	11/22/05	DAL	W	102-93	12/4/15	DAL	L	96-100
3/24/81	DAL	L	111-114*	2/25/88	HOU	W	108-106	2/13/96	HOU	L	106-121	1/18/06	HOU	W	103-76	1/24/16	HOU	L	104-115
12/12/81	HOU	L	97-101	3/4/88	DAL	W	118-110	3/27/96	DAL	W	117-114	3/15/06	HOU	W	95-81	4/6/16	DAL	W	88-86
12/18/81	DAL	L	93-112	4/19/88	HOU	W	104-96	4/13/96	HOU	L	111-112	3/21/06	DAL	W	88-72	10/28/16	DAL	L	98-106
2/23/82	HOU	L	95-105	11/5/88	HOU	W	114-113*	1/17/97	DAL	L	78-88	11/4/06	HOU	L	76-107	10/30/16	HOU	L	92-93

2/27/82	DAL	W	108-105*	11/30/88	DAL	L	89-101	3/1/97	HOU	L	80-89	1/16/07	DAL	W	109-96	12/10/16	HOU	L	87-109
3/30/82	HOU	L	95-99	1/14/89	HOU	L	98-110	3/9/97	DAL	L	83-88	2/9/07	DAL	W	95-74	12/27/16	DAL	L	107-123
4/11/82	DAL	W	109-97	2/18/89	DAL	L	94-105	4/18/97	HOU	L	102-112*	2/15/07	HOU	W	80-77	10/21/17	HOU	L	91-107
11/2/82	HOU	W	113-103	3/10/89	HOU	L	87-96	12/6/97	DAL	L	106-108	11/5/07	DAL	W	107-98	1/24/18	DAL	L	97-104
11/3/82	DAL	W	102-101	4/16/89	DAL	L	112-114*	1/13/98	HOU	L	87-100	11/21/07	HOU	W	100-94	2/11/18	HOU	L	97-104
1/29/83	DAL	W	119-113	12/2/89	HOU	W	106-103	3/10/98	HOU	L	91-97	12/15/07	HOU	W	96-83	3/11/18	DAL	L	82-105
3/1/83	HOU	W	123-115	1/27/90	HOU	W	99-92	3/21/98	DAL	L	95-103	3/6/08	DAL	L	98-113	11/28/18	HOU	W	128-108
3/15/83	HOU	W	123-110	1/31/90	DAL	W	98-91	2/11/99	DAL	L	95-105	10/30/08	DAL	L	102-112	12/8/18	DAL	W	107-104
4/6/83	DAL	L	99-101	3/10/90	HOU	L	95-105	3/24/99	DAL	L	78-88	11/19/08	HOU	W	96-86	2/11/19	HOU	L	104-120
11/12/83	HOU	L	98-100	4/20/90	DAL	W	121-120	4/21/99	HOU	W	109-95	2/20/09	HOU	L	86-93	3/10/19	DAL	L	93-94
11/30/83	DAL	W	113-102	12/8/90	DAL	L	107-113	4/29/99	HOU	W	91-81	4/15/09	DAL	W	95-84	11/24/19	HOU	W	137-123
1/3/84	HOU	W	119-117	3/7/91	HOU	L	90-122	11/16/99	DAL	W	114-95	11/10/09	DAL	W	121-103	1/31/20	HOU	L	121-128
2/2/84	HOU	L	107-123	4/3/91	HOU	L	86-102	11/23/99	HOU	L	99-119	11/25/09	HOU	W	130-99	7/31/20	DAL	L	149-153*
2/22/84	DAL	W	112-106	4/19/91	DAL	W	113-107	1/17/00	DAL	L	111-121	12/18/09	DAL	L	108-116*	1/4/21	HOU	W	113-100
3/23/84	DAL	W	116-104	11/12/91	DAL	L	92-98	4/13/00	HOU	L	102-111	12/31/09	HOU	L	94-97	1/23/21	DAL	L	108-133
10/27/84	DAL	L	111-121	12/23/91	HOU	W	105-85	12/5/00	HOU	L	102-109	11/29/10	DAL	W	101-91	4/7/21	HOU	L	93-102
10/30/84	HOU	L	84-106	2/15/92	DAL	W	103-99	12/30/00	DAL	L	99-114	1/27/11	DAL	W	111-106	10/26/21	DAL	W	116-106
11/24/84	DAL	W	113-95	3/10/92	HOU	L	93-116	3/3/01	DAL	W	100-95	2/12/11	HOU	W	106-102	1/7/22	HOU	W	130-106
12/15/84	HOU	L	115-117	4/11/92	HOU	W	99-92	4/3/01	HOU	W	109-97	4/11/11	HOU	W	98-91*	3/11/22	HOU	W	113-100
2/19/85	HOU	W	124-115	4/17/92	DAL	W	109-106	11/17/01	HOU	L	87-124	3/24/12	HOU	W	101-99*	3/23/22	DAL	W	110-91
4/6/85	DAL	L	127-139**	12/5/92	DAL	L	96-117	1/22/02	HOU	W	113-107	3/27/12	DAL	W	90-81	11/16/22	DAL	L	92-101
11/9/85	DAL	L	110-115	12/19/92	HOU	L	93-112	1/31/02	DAL	W	95-91	4/18/12	DAL	W	117-110	12/23/22	HOU	W	112-106
11/16/85	HOU	L	117-122	2/3/93	DAL	L	102-119	4/11/02	DAL	L	95-98*	12/8/12	HOU	W	116-109	12/29/22	DAL	W	129-114
12/12/85	HOU	L	120-123	3/5/93	DAL	L	86-105	11/21/02	DAL	W	103-90	1/16/13	DAL	W	105-100	1/2/23	HOU	W	111-106
1/19/86	DAL	W	131-96	4/24/93	HOU	W	128-123	1/21/03	DAL	W	107-86	3/3/13	HOU	L	103-136	11/28/23	DAL	W	121-115
2/21/86	DAL	L	104-111	12/18/93	HOU	L	93-104	1/29/03	HOU	W	104-81	3/6/13	DAL	W	112-108	12/22/23	HOU	L	96-122
2/24/86	HOU	L	105-110	1/5/94	DAL	L	102-114	2/21/03	HOU	W	100-85	11/1/13	HOU	L	105-113	3/31/24	HOU	W	125-107
11/12/86	DAL	W	114-85	3/13/94	DAL	L	93-100	11/13/03	DAL	W	97-86	11/20/13	DAL	W	123-120	4/7/24	DAL	W	147-136*
1/10/87	HOU	L	96-106	4/21/94	HOU	L	100-126	2/21/04	DAL	W	97-88	12/23/13	HOU	W	111-104	--	--	--	--
2/16/87	HOU	L	100-105	4/22/94	DAL	W	107-95	3/7/04	HOU	L	98-101	1/29/14	DAL	L	115-117	--	--	--	--
3/14/87	DAL	W	118-109	1/3/95	DAL	L	98-110	4/14/04	HOU	W	92-89	11/22/14	HOU	L	92-95	--	--	--	--

* overtime

SERIES INFORMATION & NOTES

Overall series 95-102
Home games vs. Rockets 52-44
Road games at Rockets 43-56
Neutral site games 0-2
Current series streak Dallas won last two
in Dallas Dallas won last three
in Houston Dallas won last game

DALLAS
Last home win 147-136 (4/7/24)
Last road win 125-107 (3/31/24)
Largest margin of victory 35 (131-96, 1/19/86)
High point total 156 (2OT) (4/11/95)
Low point total 68 (2/4/81)

HOUSTON
Last home win 122-96 (12/22/24)
Last road win 101-92 (11/16/22)
Largest margin of victory 48 (116-68, 2/4/81)
High point total 153 (OT) (7/31/20)
Low point total 72 (3/21/06)

Series scoring record vs. Houston
Dirk Nowitzki (53 on 12/2/04)

Series scoring record vs. Dallas
James Harden (49 on 7/31/20 in OT)

The Mavericks have taken 10 of the last 12 showdowns (after the Rockets won 20 of the previous 27)…Dante Exum hit a game-tying buzzer-beating 3-point shot to force the only overtime game of the season for Dallas (4/7/24) en route a 147-136 win...the Rockets tallied 19 blocks in their 101-92 win at Dallas (11/16/22), marking the most ever by a Mavericks opponent...Luka Dončić (41.3 ppg, 10.7 rpg, 10.3 apg) averaged a 40-point triple-double against Houston last season and the Mavericks went 3-0 in the games he appeared in against the Rockets in 2022-23...Dončić produced the second 50-point effort in series history while becoming the first Maverick to record a 50-point double-double in a regulation-length game after he went for 50 points, 8 rebounds and 10 assists in Dallas' 112-106 win at Houston (12/23/22)...less than a week later, Dončić (35 points, 12 rebounds and 13 assists) posted his 15th career 35-point triple-double in Dallas' 129-114 victory over Houston (12/29/22)...in the final meeting between the two clubs in 2022-23, Dončić tied his career highs for FTM (18) and FTA (22) en route to totaling 39 points, 12 boards and 8 assists in the Mavericks' 111-106 win at Houston (1/2/23)...Houston produced the highest-scoring outing by a Dallas opponent ever in its 153-149 overtime win in Orlando on 7/31/20…James Harden finished with 49 points on 7/31/20, which also marked the highest individual scoring effort by a Rocket in the all-time series…Devin Harris and J.J. Barea both delivered historically efficient performances off the bench in the Mavericks' 128-108 win at Houston (11/28/18)...Harris recorded 20 points and 4 assists in 15 minutes, while Barea posted 13 points and 12 assists in 18 minutes...both performances were the first of their kind by reserves since the NBA began tracking subs on the box score in 1970-71...two of the top individual performances of the 2004-05 season took place on 12/2/04 when Dirk Nowitzki poured in a career-high 53 points and Tracy McGrady recorded a 48-point effort in Dallas' 113-106 overtime win...Dallas recorded a franchise-high 20 steals in a 101-98 loss to the Rockets on 3/7/04…on 4/11/95, the Mavericks' 156-147 double-overtime victory was the top team scoring game in club history.

INDIANA PR STAFF

Vice President of Basketball Communications & Media Relations
Michael Preston (mpreston@pacers.com)

Senior Director of Media Relations
Krissy Myers (kmyers@pacers.com)

Public Relations Senior Manager
Wes Kaminski (wkaminski@pacers.com)

2023-24 SEASON SERIES RESULTS

2/25/24 @ Indiana	Indiana, 133-111
3/5/24 vs. Dallas	Indiana, 137-120

2023-24 REGULAR SEASON VS. PACERS

DATE	SITE	TIME/RESULT
2/25/24	Indiana	L, 111-133
3/5/24	Dallas	L, 120-137

2022-23 REGULAR SEASON VS. PACERS

DATE	SITE	RESULT
2/28/23	Dallas	L, 122-124
3/27/23	Indiana	W, 127-104

SERIES HISTORY VS. PACERS

	ALL-TIME	STREAKS	LAST WIN	LAST LOSS
Overall	48-37	Lost 2	3/27/23	3/5/24
Home	27-16	Lost 2	1/29/22	3/5/24
Road	21-21	Lost 1	3/27/23	2/25/24

2023-24 DALLAS STATISTICS VS. INDIANA

PLAYER	GP-GS	MIN	FG-ATT	FG%	3FG-ATT	3FG%	FT-FTA	FT%	OFF	DEF	TOT/AVG	AST	PF-D	STL	TO	BLK	PTS	AVG
L. Dončić	2-2	75.9	25-51	.490	8-21	.381	14-18	.778	1	15	16/8.0	17	8-12	1	8	2	72	36.0
K. Irving	2-2	68.5	18-41	.439	6-16	.375	10-10	1.000	2	11	13/6.5	5	3-9	0	1	0	52	26.0
D. Gafford	2-0	40.5	11-13	.846	0-0	.000	2-7	.286	6	9	15/7.5	2	4-6	1	0	4	24	12.0
P. Washington	2-2	67.6	8-18	.444	4-11	.364	2-2	1.000	1	12	13/6.5	4	4-3	3	4	1	22	11.0
J. Green	2-2	58.0	9-15	.600	2-4	.500	0-0	.000	3	4	7/3.5	1	4-1	3	4	1	20	10.0
T. Hardaway Jr.	2-0	36.2	6-20	.300	5-11	.455	0-0	.000	1	3	4/2.0	2	1-0	0	4	1	17	8.5
J. Hardy	2-0	10.3	3-8	.375	1-2	.500	2-2	1.000	0	0	0/0.0	1	0-1	0	0	0	9	4.5
D. Exum	1-0	15.5	1-1	1.000	0-0	.000	2-2	1.000	0	2	2/2.0	2	2-2	1	0	0	4	4.0
D. Lively II	2-2	30.0	2-5	.400	0-0	.000	0-1	.000	2	2	4/2.0	0	6-2	4	1	0	4	2.0
M. Kleber	2-0	39.9	1-6	.167	1-5	.200	0-0	.000	0	2	2/1.0	1	3-1	0	0	0	3	1.5
D. Jones Jr.	2-0	26.5	1-1	1.000	0-0	.000	0-0	.000	1	2	3/1.5	1	1-0	0	2	1	2	1.0
A. Lawson	1-0	2.0	1-1	1.000	0-0	.000	0-0	.000	0	0	0/0.0	0	0-0	0	0	0	2	2.0
M. Morris	1-0	3.5	0-0	.000	0-0	.000	0-0	.000	0	0	0/0.0	0	0-0	0	0	0	0	0.0
D. Powell	2-0	5.5	0-0	.000	0-0	.000	0-0	.000	0	0	0/0.0	2	0-0	1	0	0	0	0.0
TEAM	**25-10**	**480.0**	**86-180**	**.478**	**27-70**	**.386**	**32-42**	**.762**	**17**	**62**	**79/39.5**	**38**	**36-37**	**14**	**24**	**10**	**231**	**115.5**

2023-24 INDIANA STATISTICS VS. DALLAS

PLAYER	GP-GS	MIN	FG-ATT	FG%	3FG-ATT	3FG%	FT-FTA	FT%	OFF	DEF	TOT/AVG	AST	PF-D	STL	TO	BLK	PTS	AVG
M. Turner	2-2	57.5	17-29	.586	3-12	.250	16-18	.889	2	10	12/6.0	3	3-12	0	4	0	53	26.5
T. Haliburton	2-2	63.0	16-30	.533	4-15	.267	0-0	.000	1	8	9/4.5	21	2-0	4	3	1	36	18.0
B. Mathurin	2-1	57.9	12-30	.400	5-14	.357	4-4	1.000	2	9	11/5.5	5	7-3	3	3	0	33	16.5
B. Sheppard	2-0	34.2	9-13	.692	9-11	.818	0-0	.000	1	7	8/4.0	4	6-0	3	0	0	27	13.5
T. McConnell	2-0	37.0	11-20	.550	2-2	1.000	1-1	1.000	0	2	2/1.0	14	5-2	1	2	0	25	12.5
A. Nembhard	2-2	57.8	11-12	.917	3-3	1.000	0-0	.000	1	5	6/3.0	7	3-2	2	1	0	25	12.5
P. Siakam	2-2	61.2	10-22	.455	0-2	.000	5-5	1.000	5	17	22/11.0	8	1-6	2	1	1	25	12.5
O. Toppin	2-0	35.9	8-11	.727	4-7	.571	2-2	1.000	0	4	4/2.0	4	2-1	0	3	0	22	11.0
J. Smith	2-0	33.6	5-13	.385	1-6	.167	2-5	.400	3	8	11/5.5	3	4-6	0	2	0	13	6.5
A. Nesmith	1-1	22.2	1-3	.333	1-2	.500	3-4	.750	0	1	1/1.0	2	4-3	0	0	0	6	6.0
D. McDermott	1-0	12.1	1-2	.500	0-1	.000	1-2	.500	0	2	2/2.0	1	0-1	0	0	0	3	3.0
I. Jackson	1-0	3.0	1-1	1.000	0-0	.000	0-0	.000	0	1	1/1.0	0	0-0	0	1	0	2	2.0
K. Brown	1-0	0.9	0-0	.000	0-0	.000	0-0	.000	0	0	0/0.0	0	0-0	0	0	0	0	0.0
J. Walker	2-0	3.9	0-0	.000	0-0	.000	0-0	.000	0	0	0/0.0	0	0-0	0	0	0	0	0.0
TEAM	**24-10**	**479.9**	**102-186**	**.548**	**32-75**	**.427**	**34-41**	**.829**	**15**	**74**	**89/44.5**	**72**	**37-36**	**15**	**20**	**2**	**270**	**135.0**

2024-25 VS MAVERICKS

Nov. 4 at Dallas
Mar. 19 at Indiana

2023-24 SEASON

47-35 (.573)
in Central

PLAYOFFS

Defeated Milwaukee, 4-2
Defeated New York, 4-3
Lost to Boston, 4-0

2023-24 REGULAR SEASON INDIVIDUAL BESTS

Points	39	Luka Dončić vs. IND 3/5/24
Rebounds	10	Daniel Gafford vs. IND 3/5/24, Luka Dončić vs. IND 3/5/24
Assists	11	Luka Dončić vs. IND 3/5/24

2023-24 REGULAR SEASON PACERS BESTS

Points	33	Myles Turner @ IND 2/25/24
Rebounds	13	Pascal Siakam vs. IND 3/5/24
Assists	11	Tyrese Haliburton vs. IND 3/5/24

2023-24 REGULAR SEASON TEAM

** No Biggest Win **

Biggest Loss	22	@ IND 2/25/24

DATE	SITE	W/L	SCORE	DATE	SITE	W/L	SCORE	DATE	SITE	W/L	SCORE	DATE	SITE	W/L	SCORE	DATE	SITE	W/L	SCORE
1/24/81	IND	L	89-107	4/10/89	DAL	L	103-110	1/10/98	DAL	L	79-84	1/12/07	IND	W	115-113*	3/12/16	DAL	L	105-112
2/27/81	DAL	L	111-118	1/2/90	DAL	W	110-106	2/13/98	IND	W	85-82**	11/23/07	IND	L	107-111	10/26/16	IND	L	121-130*
2/6/82	IND	W	95-89	2/23/90	IND	W	102-91	2/21/00	IND	L	93-94	3/14/08	DAL	W	116-97	12/9/16	DAL	W	111-103
3/7/82	DAL	L	106-108	2/5/91	DAL	W	114-109	3/14/00	DAL	W	111-90	11/25/08	DAL	W	109-106	12/27/17	IND	W	98-94
1/25/83	IND	W	134-126	2/27/91	IND	W	108-104	11/2/00	DAL	W	94-88	3/20/09	IND	W	94-92	2/26/18	DAL	W	109-103
3/17/83	DAL	W	120-105	11/27/91	DAL	W	113-106	12/13/00	IND	L	92-97	11/27/09	IND	W	113-92	1/19/19	IND	L	99-111
12/14/83	DAL	W	117-109	12/13/91	IND	L	108-124	1/12/02	DAL	W	111-102	2/22/10	DAL	W	91-82	2/27/19	DAL	W	110-101
1/21/84	IND	W	118-111	2/5/93	DAL	W	105-104	2/5/02	IND	W	141-140**	1/12/11	IND	L	89-102	2/3/20	IND	W	112-103
10/31/84	IND	W	101-100	2/28/93	IND	L	96-110	11/28/02	IND	L	98-110	3/4/11	DAL	W	116-108	3/8/20	DAL	L	109-112
3/5/85	DAL	W	108-102	2/17/94	DAL	L	73-84	12/17/02	DAL	W	118-97	2/3/12	DAL	L	87-98	1/20/21	IND	W	124-112
11/23/85	DAL	W	117-104	2/22/94	IND	L	101-107	1/9/04	DAL	L	80-92	11/16/12	IND	L	83-103	3/26/21	DAL	L	94-109
3/24/86	IND	W	126-120	1/6/95	DAL	W	103-92	3/24/04	IND	L	99-103	3/28/13	DAL	L	87-103	12/10/21	IND	L	93-106

1/5/87	DAL	L	135-144	2/26/95	IND	L	92-100	1/8/05	DAL	W	121-101	2/12/14	IND	W	81-73	1/29/22	DAL	W	132-105
1/17/87	IND	W	119-115**	12/22/95	IND	L	79-90	2/4/05	IND	L	94-95	3/9/14	DAL	W	105-94	2/28/23	DAL	L	122-124
12/23/87	IND	W	110-109	1/9/96	DAL	L	84-91	12/6/05	IND	W	84-75	11/24/14	DAL	L	100-111	3/27/23	IND	W	127-104
1/13/88	DAL	W	110-108	11/12/96	DAL	W	103-82	12/26/05	DAL	W	102-80	3/29/15	IND	L	99-104	2/25/24	IND	L	111-133
3/31/89	IND	W	105-102	3/26/97	IND	L	80-104	1/4/07	DAL	W	100-91	12/16/15	IND	L	81-107	3/5/24	DAL	L	120-137

* overtime

SERIES INFORMATION & NOTES

Overall series 47-38
Home games vs. Pacers 27-16
Road games at Pacers 20-22
Current series streak Indiana won last two
in Dallas Indiana won last two
in Indiana Indiana won last game

DALLAS
Last home win 132-105 (1/29/22)
Last road win 127-104 (3/27/23)
Largest margin of victory 27 (135-105, 1/29/22)
High point total 141 (2OT) (2/5/02)
Low point total 73 (2/17/94)

INDIANA
Last home win 133-111 (2/25/24)
Last road win 137-120 (3/5/24)
Largest margin of victory 26 (107-81, 12/16/15)
High point total 144 (1/5/87)
Low point total 73 (2/12/14)

Series scoring record vs. Indiana
Dirk Nowitzki (43 on 1/12/07)

Mark Aguirre (43 on 1/25/83)
Series scoring record vs. Dallas
Butch Carter (42 on 1/25/83)

Indiana swept the 2023-24 season series against Dallas...Nine players recorded double-digit figure scoring in a 137-120 win (3/5/24), the only team to do so in the 2023-24...the Mavericks defeated the Pacers by a series-record 27 points (132-105) at American Airlines Center (1/29/22), topping the Pacers' 26-point victory (107-81) at Bankers Life Fieldhouse (12/16/15)...in the most recent meeting, Dallas registered a 23-point victory at Indiana (3/27/23), recording its second-biggest win over the Pacers (the Mavericks' two largest wins over the Pacers have both come over the last two seasons)...the Mavericks are 27-15 (.643) all-time at home against the Pacers (compared to 20-21 on the road)...Jason Kidd passed Dale Ellis (1,719) for third place on the NBA's all-time 3-point field goals made list with a trey at the 7:48 mark of the third period at Indiana (1/12/11)...Indiana handed the Mavericks their first loss of the 2002-03 season on 11/28/02, as Dallas (14-1) fell one win shy of the best start in NBA history…James Donaldson played a franchise-record 51 minutes without committing a turnover in the Mavericks' 119-115 double-overtime loss to the Pacers (1/17/87).

LA CLIPPERS PR STAFF

Vice President Communications
Dennis Rogers (drogers@clippers.com)

Director of Communications
Cooper Dzierzanowski (cdzierzanowski@clippers.com)

Communications Coordinator
Quinn Corrigan (qcorrigan@clippers.com)

2023-24 SEASON SERIES RESULTS

11/10/23 vs. Dallas	Dallas, 144-126
11/25/23 @ LA Clippers	LA Clippers, 107-88
12/20/23 vs. Dallas	LA Clippers, 120-111

2023-24 REGULAR SEASON VS. CLIPPERS

DATE	SITE	TIME/RESULT
11/10/23	Dallas	W, 144-126
11/25/23	LA Clippers	L, 88-107
12/20/23	Dallas	L, 111-120

2022-23 REGULAR SEASON VS. CLIPPERS

DATE	SITE	RESULT
11/15/22	Dallas	W, 103-101
1/10/23	LA Clippers	L, 101-113
1/22/23	Dallas	L, 98-112
2/8/23	LA Clippers	W, 110-104

SERIES HISTORY VS. CLIPPERS

	ALL-TIME	STREAKS	LAST WIN	LAST LOSS
Overall	100-73	Lost 2	11/10/23	12/20/23
Home	59-30	Lost 1	11/10/23	12/20/23
Road	41-43	Lost 1	2/8/23	11/25/23

2023-24 DALLAS STATISTICS VS. LA CLIPPERS

PLAYER	GP-GS	MIN	FG-ATT	FG%	3FG-ATT	3FG%	FT-FTA	FT%	OFF	DEF	TOT/AVG	AST	PF-D	STL	TO	BLK	PTS	AVG
L. Dončić	3-3	114.1	38-73	.521	9-28	.321	17-23	.739	1	17	18/6.0	20	6-19	4	10	2	102	34.0
K. Irving	2-2	60.5	19-41	.463	8-16	.500	7-7	1.000	3	9	12/6.0	6	4-3	3	3	0	53	26.5
T. Hardaway Jr.	3-0	92.8	19-48	.396	7-28	.250	5-5	1.000	1	8	9/3.0	6	4-8	3	2	0	50	16.7
D. Jones Jr.	3-3	87.8	11-26	.423	4-11	.364	8-9	.889	7	7	14/4.7	6	4-9	5	0	3	34	11.3
J. Hardy	3-0	43.1	11-24	.458	6-12	.500	2-3	.667	2	6	8/2.7	2	4-4	1	3	0	30	10.0
D. Exum	3-1	76.0	10-23	.435	3-8	.375	3-4	.750	5	11	16/5.3	9	6-5	3	1	0	26	8.7
G. Williams	3-3	81.9	7-12	.583	2-7	.286	0-0	.000	8	7	15/5.0	6	14-2	0	2	1	16	5.3
D. Powell	3-1	54.3	3-4	.750	0-0	.000	8-9	.889	5	3	8/2.7	8	7-10	1	1	0	14	4.7
S. Curry	2-0	15.5	2-7	.286	2-6	.333	2-3	.667	0	0	0/0.0	0	2-2	0	0	0	8	4.0
D. Lively II	1-1	26.2	3-8	.375	0-0	.000	0-0	.000	2	2	4/4.0	1	6-1	0	1	1	6	6.0
J. Green	2-0	27.0	1-6	.167	1-5	.200	0-0	.000	0	1	1/0.5	4	4-0	0	0	0	3	1.5
O. Prosper	3-0	14.2	0-3	.000	0-2	.000	1-2	.500	1	1	2/0.7	1	1-1	1	0	0	1	0.3
R. Holmes	1-1	21.3	0-4	.000	0-0	.000	0-2	.000	2	3	5/5.0	1	3-1	0	0	2	0	0.0
A. Lawson	1-0	0.5	0-0	.000	0-0	.000	0-0	.000	0	0	0/0.0	0	0-0	0	0	0	0	0.0
M. Morris	1-0	4.8	0-1	.000	0-0	.000	0-0	.000	1	1	2/2.0	0	1-0	0	0	0	0	0.0
TEAM	**34-15**	**719.9**	**124-280**	**.443**	**42-123**	**.341**	**53-67**	**.791**	**38**	**76**	**114/38.0**	**70**	**66-65**	**21**	**23**	**9**	**343**	**114.3**

2023-24 LA CLIPPERS STATISTICS VS. DALLAS

PLAYER	GP-GS	MIN	FG-ATT	FG%	3FG-ATT	3FG%	FT-FTA	FT%	OFF	DEF	TOT/AVG	AST	PF-D	STL	TO	BLK	PTS	AVG
K. Leonard	3-3	95.8	22-49	.449	3-15	.200	17-17	1.000	4	15	19/6.3	12	3-13	1	4	3	64	21.3
J. Harden	3-3	96.1	9-26	.346	6-17	.353	15-16	.938	0	14	14/4.7	21	4-10	3	8	4	39	13.0
R. Westbrook	3-1	68.9	16-29	.552	0-4	.000	6-8	.750	6	13	19/6.3	12	6-9	5	6	0	38	12.7
N. Powell	3-0	66.8	11-15	.733	6-9	.667	8-8	1.000	0	6	6/2.0	3	5-6	1	4	0	36	12.0
T. Mann	3-2	90.2	15-30	.500	2-9	.222	3-4	.750	6	7	13/4.3	5	7-2	0	1	2	35	11.7
I. Zubac	3-3	70.1	15-23	.652	0-0	.000	5-11	.455	11	20	31/10.3	2	6-9	1	3	2	35	11.7
P. George	2-2	58.9	12-31	.387	3-12	.250	6-6	1.000	1	11	12/6.0	6	7-3	1	3	0	33	16.5
B. Hyland	2-0	32.4	6-13	.462	2-8	.250	6-6	1.000	1	3	4/2.0	6	5-3	1	4	0	20	10.0
A. Coffey	3-1	57.0	5-12	.417	2-7	.286	6-6	1.000	1	7	8/2.7	4	7-5	1	3	0	18	6.0
D. Theis	2-0	31.7	6-10	.600	2-3	.667	2-4	.500	3	2	5/2.5	2	6-3	0	1	1	16	8.0
M. Diabate	2-0	20.6	4-8	.500	0-0	.000	4-6	.667	8	3	11/5.5	0	3-3	1	0	0	12	6.0
K. Brown	2-0	17.5	3-6	.500	1-2	.500	0-0	.000	2	2	4/2.0	0	2-0	0	1	0	7	3.5
P. Tucker	2-0	13.9	0-1	.000	0-1	.000	0-0	.000	0	2	2/1.0	0	4-0	0	0	0	0	0.0
TEAM	**33-15**	**719.9**	**124-253**	**.490**	**27-87**	**.310**	**78-92**	**.848**	**43**	**105**	**148/49.3**	**73**	**65-66**	**15**	**38**	**12**	**353**	**117.7**

2024-25 VS MAVERICKS

Dec. 19 at Dallas
Dec. 21 at Dallas
Apr. 4 at Los Angeles
Apr. 5 at Los Angeles

2023-24 SEASON

51-31 (.622)
in Pacific

PLAYOFFS

Lost to Dallas, 4-2

2023-24 REGULAR SEASON INDIVIDUAL BESTS

Points	44	Luka Dončić vs. LAC 11/10/23
Rebounds	10	Derrick Jones Jr. vs. LAC 11/10/23
Assists	10	Luka Dončić vs. LAC 12/20/23

2023-24 REGULAR SEASON CLIPPERS BESTS

Points	30	Kawhi Leonard vs. LAC 12/20/23
Rebounds	14	Ivica Zubac @ LAC 11/25/23
Assists	11	James Harden vs. LAC 12/20/23

2023-24 REGULAR SEASON TEAM

Biggest Win	18	vs. LAC 11/10/23
Biggest Loss	19	@ LAC 11/25/23

DATE	SITE	W/L	SCORE	DATE	SITE	W/L	SCORE	DATE	SITE	W/L	SCORE	DATE	SITE	W/L	SCORE	DATE	SITE	W/L	SCORE
11/4/80	DAL	L	102-116	11/18/87	DAL	W	97-87	3/14/96	LAC	L	96-110	3/2/05	LAC	L	92-101	3/13/15	DAL	W	129-99
12/12/80	DAL	W	112-109*	1/18/88	LAC	W	99-87	4/6/96	DAL	W	101-96	1/20/06	LAC	W	101-81	10/29/15	LAC	L	88-104
12/18/80	SDC	L	92-102	1/22/88	DAL	W	110-87	11/21/96	DAL	W	105-94	2/21/06	DAL	W	93-91	11/11/15	DAL	W	118-108
1/18/81	SDC	L	109-115	2/14/88	LAC	W	110-100	12/10/96	LAC	W	100-95	4/10/06	LAC	W	75-73	3/7/16	DAL	L	90-109
3/1/81	DAL	W	99-91	3/18/88	LAC	W	106-98	2/18/97	LAC	L	69-87	4/19/06	DAL	L	71-85	4/10/16	LAC	L	91-98
12/3/81	SDC	L	111-113	1/25/89	DAL	W	117-98	4/14/97	DAL	L	93-99	11/8/06	LAC	L	85-103	11/23/16	DAL	L	104-124
1/7/82	SDC	W	113-112	2/6/89	LAC	W	129-111	12/9/97	DAL	L	92-99	12/22/06	DAL	W	115-83	12/23/16	LAC	W	90-88
1/13/82	DAL	L	102-105	2/14/89	DAL	W	117-98	1/3/98	LAC	L	88-97	4/9/07	DAL	L	86-96	3/23/17	DAL	W	97-95
2/3/82	DAL	L	106-113	3/22/89	LAC	L	112-116	3/5/98	DAL	W	119-109	12/21/07	DAL	W	102-89	4/5/17	LAC	L	101-112
3/13/82	SDC	W	126-118	11/8/89	LAC	W	123-99	3/29/98	LAC	L	86-108	1/12/08	LAC	W	95-94	11/1/17	LAC	L	98-119
12/11/82	DAL	W	124-118	11/17/89	DAL	W	122-105	2/20/99	LAC	W	105-90	3/25/08	DAL	W	103-90	12/2/17	DAL	W	108-82
12/21/82	SDC	W	121-118	12/22/89	DAL	W	101-92	3/2/99	DAL	W	112-99	3/31/08	LAC	W	93-86	2/5/18	LAC	L	101-104

1/12/83	DAL	W	112-110	4/10/90	LAC	L	90-98	4/1/99	DAL	W	93-84	11/9/08	LAC	L	92-103	12/2/18	DAL	W	114-110
3/13/83	DAL	W	111-102	11/28/90	DAL	W	107-88	1/27/00	DAL	W	99-90	12/2/08	DAL	W	100-98	12/20/18	LAC	L	121-125
3/24/83	SDC	W	118-113	12/5/90	LAC	L	89-93	2/5/00	LAC	W	119-106	12/28/08	LAC	W	98-76	1/22/19	DAL	W	106-98
12/11/83	SDC	L	116-118	1/18/91	DAL	L	112-119*	3/28/00	LAC	W	112-102	1/6/09	DAL	W	107-102	2/25/19	LAC	L	112-121
12/28/83	DAL	W	109-92	3/29/91	LAC	L	96-105	4/8/00	DAL	W	98-96	10/31/09	LAC	W	93-84	11/26/19	DAL	L	99-114
1/6/84	SDC	W	123-106	11/14/91	DAL	W	95-88	11/13/00	LAC	W	90-76	3/23/10	DAL	W	106-96	1/21/20	DAL	L	107-110
3/14/84	DAL	W	105-101	2/4/92	LAC	L	80-97	12/28/00	DAL	W	105-96	4/12/10	LAC	W	117-94	8/6/20	†DAL	L	111-126
4/10/84	SDC	W	116-114	3/13/92	LAC	L	97-105	2/26/01	LAC	W	103-92	10/31/10	LAC	W	99-83	12/27/20	LAC	W	124-73
12/5/84	DAL	L	106-110	3/18/92	DAL	L	86-117	3/11/01	DAL	W	111-93	1/25/11	DAL	W	112-105	3/15/21	DAL	L	99-109
12/26/84	DAL	W	124-118	11/25/92	DAL	L	112-130	1/26/02	LAC	W	133-112	3/30/11	LAC	W	106-100	3/17/21	DAL	W	105-89
1/19/85	LAC	W	101-100	12/22/92	LAC	L	94-108	1/29/02	DAL	L	100-117	4/8/11	DAL	W	107-96	11/21/21	LAC	L	91-97
4/5/85	DAL	L	122-126*	4/4/93	LAC	L	115-119	2/16/02	LAC	L	110-119	1/18/12	LAC	L	89-91	11/23/21	LAC	W	112-104*
4/14/85	LAC	W	96-92	4/20/93	DAL	L	98-107	4/4/02	DAL	W	115-90	2/13/12	DAL	W	96-92	2/10/22	DAL	W	112-105
11/30/85	DAL	W	124-115	11/18/93	LAC	L	84-88	12/10/02	DAL	W	122-95	4/2/12	DAL	L	75-94	2/12/22	DAL	L	97-99
12/10/85	LAC	L	118-120	11/23/93	DAL	L	98-105	1/2/03	DAL	W	102-92	12/5/12	LAC	L	90-112	11/15/22	DAL	W	103-101
1/22/86	DAL	L	118-131	3/8/94	DAL	L	110-116	1/12/03	LAC	W	96-90	1/9/13	LAC	L	93-99	1/10/23	LAC	L	101-113
3/6/86	LAC	W	131-113	3/11/94	LAC	L	96-106	3/26/03	LAC	W	114-107	3/26/13	DAL	W	109-102*	1/22/23	DAL	L	98-112
4/12/86	LAC	L	108-115	12/17/94	LAC	W	106-87	12/10/03	LAC	L	99-100	1/3/14	DAL	L	112-119	2/8/23	LAC	W	110-104
11/4/86	DAL	W	118-86	1/11/95	DAL	W	98-93	12/20/03	DAL	L	105-115	1/15/14	LAC	L	127-129	11/10/23	DAL	W	144-126
11/20/86	LAC	W	113-108	4/18/95	DAL	W	104-91	2/24/04	DAL	W	116-91	3/27/14	DAL	L	103-109	11/25/23	LAC	L	88-107
2/14/87	DAL	W	138-107	4/23/95	LAC	L	102-124	3/14/04	LAC	W	101-88	4/3/14	LAC	W	113-107	12/20/23	DAL	L	111-120
3/31/87	DAL	W	118-102	11/17/95	LAC	L	90-101	1/20/05	DAL	W	99-77	1/10/15	LAC	L	100-120	--	--	--	--
4/11/87	LAC	W	129-100	1/30/96	DAL	W	105-101	1/24/05	LAC	L	87-97	2/9/15	DAL	L	98-115	--	--	--	--

* overtime † neutral location

SERIES INFORMATION & NOTES

Overall series 98-71
Home games vs. Clippers 58-28
Road games at Clippers 40-42
Neutral site games L.A. 1-0
Current series streak L.A. won last two
in Dallas L.A. won last game
in L.A. L.A. won last game

DALLAS
Last home win 144-126 (11/10/23)
Last road win 112-104 (OT) (11/23/21)
Largest margin of victory 51 (124-73, 12/27/20)
High point total 144 (11/10/23)
Low point total 69 (2/18/97)

LA CLIPPERS
Last home win 107-88 (11/25/23)
Last road win 120-111 (12/20/23)
Largest margin of victory 31 (117-86, 3/18/92)
High point total 131 (1/22/86)
Low point total 73 (twice)

Series scoring record vs. L.A. Clippers
Luka ć (51 on 2/10/22)

Series scoring record vs. Dallas
Norm Nixon (39 on 1/19/85)

Dallas scored a franchise-high 144 points against the Clippers in a 144-126 win (11/10/23), the most points the Mavericks have scored in a game vs. L.A and the 10th-most points scored in a game by the franchise all-time...Kyrie Irving, who was acquired at the trade deadline last season, made his Mavericks debut at the L.A. Clippers (2/8/23) and tallied 24 points, 4 rebounds, 5 assists in a 110-104 Dallas win...Luka Dončić posted a series-high 51 points (17-26 FG, 7-14 3FG), including 28 in the first quarter (highest-scoring of his career), in just 40 minutes vs. the Clippers (2/10/22)...the next game, Dončić went for 45 points vs. the Clippers (2/12/22), becoming the first player since Wilt Chamberlain (47 points and 53 points at SEA) in December 1967 to record 96+ points over a two-game span while also setting a new franchise record for the most points over any two-game stretch...the Mavericks defeated the Clippers by 51 (124-73) at STAPLES Center on 12/27/20, marking the second-biggest win in franchise history (53, 123-70, vs. PHI 11/13/14)…Dallas held a 50-point advantage at the half (12/27/20), setting a new NBA record for the largest half-time lead in the shot-clock era (since 1954-55)...Los Angeles won 21-of-31 meetings from January 2012 to April 2020...Dallas won 16-of-17 from December 2006 to April 2011...Rick Carlisle recorded his 700th career win in Dallas' 108-82 victory over the Clippers (12/2/17), becoming the 18th coach in NBA history and the third active coach (Gregg Popovich, Doc Rivers) to reach the milestone...on 1/18/12, the Clippers snapped a 10-game losing streak against the Mavericks after Chauncey Billups hit a game-winning 3-pointer with 1.0 second left (L.A. won 91-89)...on 1/12/08, Jerry Stackhouse sank a 3-pointer with no time on the clock to give Dallas the 95-94 victory.

LA LAKERS PR STAFF

Vice President, Communications & Marketing
Lauren Lamkin (llamkin@la-lakers.com)

Director, Media Relations
Mitch Heckart (mheckart@la-lakers.com)

Associate Director, Player Communications & Special Projects
Ta'Nisha Cooper (tcooper@la-lakers.com)

Manager, Communications
Chris McGean (cmcgean@la-lakers.com)

Manager, Communications
Tatum Texada (ttexada@la-lakers.com)

Coordinator, Communications
Whitney Bronson (wbronson@la-lakers.com)

Coordinator, Communications
Kyle Prengler (kprengler@la-lakers.com)

2023-24 SEASON SERIES RESULTS

11/22/23 @ LA Lakers	Dallas, 104-101
12/12/23 vs. Dallas	Dallas, 127-125
1/17/24 @ LA Lakers	LA Lakers, 127-110

2023-24 REGULAR SEASON VS. LAKERS

DATE	SITE	TIME/RESULT
11/22/23	LA Lakers	W, 104-101
12/12/23	Dallas	W, 127-125
1/17/24	LA Lakers	L, 110-127

2022-23 REGULAR SEASON VS. LAKERS

DATE	SITE	RESULT
12/25/22	Dallas	W, 124-115
1/12/23	LA Lakers	W, 119-115 (OT)
2/26/23	Dallas	L, 108-111
3/17/23	LA Lakers	W, 111-110

SERIES HISTORY VS. LAKERS

	ALL-TIME	STREAKS	LAST WIN	LAST LOSS
Overall	57-118	Lost 1	12/12/23	1/17/24
Home	33-54	Won 1	12/12/23	2/26/23
Road	24-64	Lost 1	11/22/23	1/17/24

2023-24 DALLAS STATISTICS VS. LA LAKERS

PLAYER	GP-GS	MIN	FG-ATT	FG%	3FG-ATT	3FG%	FT-FTA	FT%	OFF	DEF	TOT/AVG	AST	PF-D	STL	TO	BLK	PTS	AVG
L. Dončić	3-3	118.3	34-78	.436	8-31	.258	20-23	.870	0	31	31/10.3	35	4-19	5	8	2	96	32.0
T. Hardaway Jr.	3-1	95.2	17-48	.354	7-25	.280	10-12	.833	4	5	9/3.0	7	4-11	3	4	0	51	17.0
K. Irving	2-2	67.0	15-38	.395	5-13	.385	5-5	1.000	1	10	11/5.5	8	2-5	2	4	0	40	20.0
G. Williams	3-2	97.9	11-24	.458	9-22	.409	2-2	1.000	2	7	9/3.0	5	11-4	1	1	1	33	11.0
D. Exum	2-1	45.0	10-15	.667	7-11	.636	3-4	.750	2	2	4/2.0	3	4-3	1	1	1	30	15.0
D. Lively II	3-3	77.2	13-19	.684	0-0	.000	0-0	.000	13	16	29/9.7	5	6-0	3	4	3	26	8.7
J. Green	1-0	21.6	6-10	.600	3-6	.500	0-0	.000	0	3	3/3.0	1	1-2	0	0	0	15	15.0
D. Jones Jr.	2-2	45.3	5-7	.714	4-6	.667	0-0	.000	2	1	3/1.5	0	6-0	0	0	3	14	7.0
J. Hardy	3-0	46.3	5-19	.263	1-9	.111	0-0	.000	0	1	1/0.3	1	2-0	0	2	0	11	3.7
R. Holmes	2-0	38.4	2-5	.400	0-0	.000	4-7	.571	6	11	17/8.5	3	6-4	0	2	1	8	4.0
M. Kleber	1-0	21.2	2-3	.667	2-3	.667	0-0	.000	1	0	1/1.0	3	5-1	0	1	2	6	6.0
B. Williams	1-0	4.7	2-3	.667	1-2	.500	0-0	.000	0	1	1/1.0	2	0-0	0	0	0	5	5.0
S. Curry	3-1	17.2	1-4	.250	1-3	.333	0-0	.000	1	1	2/0.7	0	0-0	0	0	1	3	1.0
A. Lawson	2-0	4.8	1-1	1.000	0-0	.000	0-0	.000	0	0	0/0.0	0	0-1	0	0	0	2	1.0
D. Powell	2-0	12.4	0-0	.000	0-0	.000	1-2	.500	2	2	4/2.0	1	3-2	0	2	0	1	0.5
M. Morris	1-0	6.4	0-2	.000	0-2	.000	0-0	.000	0	2	2/2.0	1	0-0	1	0	0	0	0.0
O. Prosper	1-0	1.3	0-0	.000	0-0	.000	0-0	.000	0	0	0/0.0	0	0-0	0	0	0	0	0.0
TEAM	**35-15**	**719.9**	**124-276**	**.449**	**48-133**	**.361**	**45-55**	**.818**	**34**	**93**	**127/42.3**	**75**	**54-52**	**16**	**29**	**14**	**341**	**113.7**

2023-24 LA LAKERS STATISTICS VS. DALLAS

PLAYER	GP-GS	MIN	FG-ATT	FG%	3FG-ATT	3FG%	FT-FTA	FT%	OFF	DEF	TOT/AVG	AST	PF-D	STL	TO	BLK	PTS	AVG
L. James	3-3	109.2	33-65	.508	10-24	.417	8-12	.667	5	20	25/8.3	24	2-10	4	10	1	84	28.0
A. Davis	3-3	106.2	31-48	.646	1-2	.500	12-17	.706	12	24	36/12.0	13	7-14	2	6	4	75	25.0
A. Reaves	3-1	92.7	20-36	.556	7-14	.500	6-8	.750	1	13	14/4.7	21	9-10	1	8	0	53	17.7
D. Russell	3-3	85.4	19-40	.475	8-15	.533	5-5	1.000	1	8	9/3.0	15	5-7	0	4	1	51	17.0
T. Prince	3-3	94.3	14-24	.583	7-14	.500	3-5	.600	1	10	11/3.7	7	7-3	0	2	0	38	12.7
R. Hachimura	3-0	76.4	9-26	.346	3-8	.375	1-2	.500	3	7	10/3.3	4	7-1	3	2	0	22	7.3
M. Christie	3-1	43.1	5-9	.556	2-5	.400	0-0	.000	0	4	4/1.3	1	1-0	0	0	0	12	4.0
J. Vanderbilt	1-0	25.9	1-3	.333	0-1	.000	5-8	.625	1	8	9/9.0	1	3-5	1	1	0	7	7.0
C. Reddish	1-1	22.2	2-4	.500	0-0	.000	0-0	.000	1	2	3/3.0	2	3-0	0	2	1	4	4.0
C. Wood	2-0	31.3	1-6	.167	0-3	.000	1-2	.500	0	7	7/3.5	2	1-1	1	1	0	3	1.5
J. Hayes	3-0	28.7	1-3	.333	0-0	.000	0-2	.000	3	5	8/2.7	2	6-3	1	0	0	2	0.7
S. Mays	1-0	4.7	1-2	.500	0-0	.000	0-0	.000	0	0	0/0.0	1	1-0	0	0	0	2	2.0
TEAM	**29-15**	**720.0**	**137-266**	**.515**	**38-86**	**.442**	**41-61**	**.672**	**28**	**108**	**136/45.3**	**93**	**52-54**	**13**	**36**	**7**	**353**	**117.7**

2024-25 VS MAVERICKS

Jan. 7 at Dallas
Feb. 25 at Los Angeles
Apr. 9 at Dallas

2023-24 SEASON

47-35 (.573)
in Pacific

PLAYOFFS

Lost to Denver, 4-1

2023-24 REGULAR SEASON INDIVIDUAL BESTS

Points	33	Luka Dončić @ LAL 1/17/24, Luka Dončić vs. LAL 12/12/23
Rebounds	13	Luka Dončić @ LAL 1/17/24
Assists	17	Luka Dončić vs. LAL 12/12/23

2023-24 REGULAR SEASON LAKERS BESTS

Points	37	Anthony Davis vs. LAL 12/12/23
Rebounds	13	Anthony Davis @ LAL 11/22/23
Assists	9	Anthony Davis @ LAL 1/17/24, LeBron James vs. LAL 12/12/23

2023-24 REGULAR SEASON TEAM

Biggest Win	3	@ LAL 11/22/23
Biggest Loss	17	@ LAL 1/17/24

DATE	SITE	W/L	SCORE	DATE	SITE	W/L	SCORE	DATE	SITE	W/L	SCORE	DATE	SITE	W/L	SCORE	DATE	SITE	W/L	SCORE
11/7/80	DAL	L	102-126	1/6/88	LAL	L	89-103	2/23/96	DAL	L	88-114	3/4/05	LAL	L	103-108	11/21/14	DAL	W	140-106
11/16/80	LAL	L	102-110	3/6/88	DAL	L	97-108	4/16/96	DAL	L	95-113	3/10/05	DAL	L	95-100	12/26/14	DAL	W	102-98
12/9/80	DAL	L	92-103	3/12/88	LAL	W	110-101	1/20/97	LAL	L	99-109	4/17/05	LAL	W	114-112	3/8/15	LAL	W	100-93
2/15/81	LAL	L	99-107	4/20/88	DAL	L	107-114	1/28/97	DAL	L	83-102	12/12/05	DAL	L	106-109	4/12/15	LAL	W	120-106
3/17/81	DAL	L	109-114	11/4/88	DAL	L	113-116	3/4/97	DAL	L	92-102	12/20/05	LAL	L	90-112	11/1/15	LAL	W	103-93

11/8/81	LAL	L	111-121	1/20/89	LAL	L	99-115	4/6/97	LAL	L	80-87	2/7/06	DAL	W	102-87	11/13/15	DAL	W	90-82
11/24/81	DAL	L	110-125	1/29/89	DAL	L	93-118	11/11/97	DAL	L	96-118	12/13/06	DAL	W	110-101	1/26/16	LAL	W	92-90
3/14/82	LAL	L	116-138	3/17/89	LAL	L	103-106	12/14/97	LAL	L	89-119	1/7/07	LAL	L	98-101	11/8/16	LAL	W	109-97
3/19/82	DAL	L	106-112	11/3/89	DAL	L	98-102	2/17/98	LAL	L	88-101	1/18/07	DAL	W	114-95	12/29/16	LAL	W	101-89
3/23/82	LAL	W	118-116	11/12/89	LAL	L	98-107	4/14/98	DAL	L	95-111	3/11/07	LAL	W	108-72	1/22/17	DAL	W	122-73
11/17/82	DAL	W	118-117	3/7/90	DAL	L	91-103	4/17/98	LAL	L	95-124	1/25/08	DAL	W	112-105	3/7/17	DAL	W	122-111
12/19/82	LAL	L	108-110	4/9/90	LAL	L	106-113	2/17/99	LAL	L	88-101	3/2/08	LAL	L	104-108*	1/13/18	DAL	L	101-107*
2/2/83	DAL	W	122-120	11/16/90	DAL	W	99-86	3/22/99	DAL	L	93-96	3/18/08	DAL	L	100-102	2/10/18	DAL	W	130-123
3/20/83	LAL	L	110-117	12/12/90	LAL	W	112-97	5/3/99	LAL	L	102-115	4/4/08	LAL	L	108-112	2/23/18	LAL	L	102-124
11/5/83	DAL	W	107-102	2/21/91	DAL	L	92-106	11/7/99	LAL	L	97-105	11/11/08	DAL	L	99-106	3/28/18	LAL	L	93-103
11/9/83	LAL	L	106-120	4/15/91	LAL	L	106-112	11/9/99	DAL	L	101-123	11/28/08	LAL	L	107-114	10/31/18	LAL	L	113-114
12/2/83	LAL	W	133-118	11/2/91	DAL	L	113-114*	12/27/99	LAL	L	106-108	3/15/09	LAL	L	100-107	11/30/18	LAL	L	103-114
3/9/84	DAL	L	120-121**	12/8/91	LAL	L	88-103	4/18/00	DAL	W	112-102	10/30/09	LAL	W	94-80	1/7/19	DAL	L	97-107
4/13/84	LAL	W	104-103	1/7/92	DAL	L	80-104	12/3/00	LAL	L	97-99	1/3/10	LAL	L	96-131	11/1/19	DAL	L	110-119*
10/28/84	DAL	W	107-96	3/26/92	LAL	L	92-115	12/22/00	DAL	L	103-108	1/13/10	DAL	L	95-100	12/1/19	LAL	W	114-100
1/11/85	DAL	L	102-121	11/29/92	LAL	L	85-114	2/20/01	DAL	L	109-119	2/24/10	DAL	W	101-96	12/29/19	LAL	L	95-108
1/18/85	LAL	L	92-110	12/16/92	DAL	W	102-95	3/30/01	LAL	L	89-98	1/19/11	DAL	W	109-100	1/10/20	DAL	L	114-129
3/2/85	DAL	L	106-125	2/8/93	LAL	L	100-108*	12/5/01	LAL	L	94-98	3/12/11	DAL	L	91-96	12/25/20	LAL	L	115-138
3/29/85	LAL	L	115-120	2/17/93	DAL	L	110-127	2/3/02	DAL	L	94-101	3/31/11	LAL	L	82-110	4/22/21	DAL	W	115-110
10/29/85	DAL	L	115-133	4/14/93	DAL	L	99-112	3/17/02	LAL	L	103-105	1/16/12	LAL	L	70-73	4/24/21	DAL	W	108-93
12/8/85	LAL	L	119-125	12/1/93	LAL	L	91-124	3/19/02	DAL	W	114-98	2/22/12	DAL	L	91-96	12/15/21	DAL	L	104-107*
2/4/86	LAL	L	102-110	2/4/94	DAL	L	87-95	11/19/02	DAL	W	98-72	3/21/12	DAL	L	93-109	3/1/22	LAL	W	109-104
2/26/86	DAL	L	116-119	3/10/94	LAL	L	101-106	12/6/02	LAL	L	103-105	4/15/12	LAL	L	108-112*	3/29/22	DAL	W	128-110
4/13/86	LAL	W	127-104	3/23/94	DAL	L	109-112	4/3/03	DAL	L	89-100	10/30/12	LAL	W	99-91	12/25/22	DAL	W	124-115*
11/18/86	DAL	L	110-114	11/23/94	LAL	L	106-118	4/8/03	LAL	L	99-108	11/24/12	DAL	L	89-115	1/12/23	LAL	W	119-115**
12/5/86	LAL	L	104-112	12/13/94	DAL	L	108-115	10/28/03	LAL	L	93-109	2/24/13	DAL	L	99-103	2/26/23	DAL	L	108-111
12/20/86	DAL	W	130-119	4/5/95	DAL	W	130-111	12/4/03	DAL	L	103-114	4/2/13	LAL	L	81-101	3/17/23	LAL	W	111-110
1/24/87	DAL	W	132-117	4/16/95	LAL	L	111-125	12/12/03	LAL	W	110-93	11/5/13	DAL	W	123-104	11/22/23	LAL	W	104-101
2/2/87	LAL	W	103-99	11/15/95	LAL	L	97-114	1/22/04	DAL	W	106-87	1/7/14	DAL	W	110-97	12/12/23	DAL	W	127-125
11/20/87	LAL	L	116-119	2/16/96	LAL	L	114-119	1/5/05	DAL	W	118-104	4/4/14	LAL	W	107-95	1/17/24	LAL	L	110-127

* overtime

SERIES INFORMATION & NOTES

Overall series 57-117
Home games vs. Lakers 33-54
Road games at Lakers 24-63
Current series streak Dallas won last two
in Dallas Dallas won last game
in L.A. L.A. won last game

DALLAS
Last home win 127-125 (12/12/23)
Last road win 104-101 (11/22/23)
Largest margin of victory 49 (122-73, 1/22/17)
High point total 140 (11/21/14)
Low point total 70 (1/16/12)

LA LAKERS
Last home win 127-110 (1/17/24)
Last road win 111-108 (2/26/23)
Largest margin of victory 35 (131-96, 1/3/10)
High point total 138 (twice)
Low point total 72 (twice)

Series scoring record vs. L.A. Lakers
Mark Aguirre (42 on 12/2/83)

Series scoring record vs. Dallas
Kobe Bryant (62 on 12/20/05)

Dallas has won nine of the last 12 meetings, after the Lakers won nine of the previous 10...on Christmas Day 2022, a statue of Mavericks great Dirk Nowitzki was unveiled outside American Airlines Center in his honor...the Mavericks outscored the Lakers 51-21 in the third frame en route to a 124-115 win (12/25/22)...the 51 points tied the Mavericks franchise record for the most points in any quarter (51, 4th quarter, at GSW 1/15/85) and also represented the highest-scoring quarter by any team on Christmas Day ever...it was also the most points the Lakers have surrendered in a quarter since they moved to Los Angeles...Luka Dončić (32) and Christian Wood (30) both scored 30+ points for Dallas in the team's win on 12/25/22, joining Nowitzki (31 at SAC 12/25/03) as the only Mavericks ever to score 30 points on Christmas...Dončić tallied 35 points, including a game-tying 3-pointer in the final seconds of regulation and a game-tying triple in the final minute of overtime, to go along with 14 rebounds and 13 assists in a career-high 53 minutes in the Mavericks' 119-115 win at Los Angeles (1/12/23)...it was Dončić's 30th career 30-point triple-double and he became the fifth player in NBA history to reach the milestone...Maxi Kleber scored Dallas' final 6 points, including the game-winning 3-pointer at the buzzer, in the Mavericks' 111-110 win at Crypto.com Arena (3/17/23)...Kleber became the first Maverick to hit a game-winning buzzer beater against the Lakers at Crypto.com Arena (formerly Staples Center)...Dončić tied Lakers great Wilt Chamberlain (21) for fifth place on the NBA's all-time 30-point triple-doubles list when he went for 34 points, 12 rebounds and 12 assists in a 128-110 win over the Lakers (3/29/22)...the Mavericks won 14 straight against the Lakers from 2013-14 to 2016-17, their longest ever win streak against the franchise...Nowitzki became the sixth player in NBA history (first international player) to reach the 30,000-point plateau with a 15-foot baseline jumper over Larry Nance Jr. at the 10:58 mark of the second quarter against the Lakers (3/7/17)...Nowitzki also eclipsed 20,000 career points against the Lakers on 1/13/10 (with a 14-foot jumper over Lamar Odom at the 10:57 mark of fourth quarter) and passed Lakers great Jerry West (7,160) for sixth place on the NBA's all-time free throws made list against Los Angeles (1/13/18)...the Mavericks handed the Lakers their most lopsided loss in franchise history on 1/22/17, defeating Los Angeles by 49 points (122-73)...Rick Carlisle became the winningest coach in Mavericks history at Los Angeles (11/1/15), passing Don Nelson (339) with his 340th victory with the franchise...Dallas scored a series-high 140 points in a 34-point win (140-106) over the Lakers on 11/21/14...Vince Carter appeared in his 1,000th career game against the Lakers on 11/24/12...the Lakers held the Mavericks to a series-low 70 points en route to edging Dallas by three (73-70) on 1/16/12...Kobe Bryant scored 62 points in 33 minutes on 12/20/05, which stands as the highest individual scoring effort against the Mavericks…on 12/12/03, Dallas snapped a 26-game road losing streak against the Lakers with a 110-93 victory in L.A....on 12/6/02, Dallas led by as many as 30 points and by 27 heading into the fourth, before L.A. rallied to win (the largest blown lead in team history)…on 4/6/97, the Lakers held the Mavericks to two points in the third quarter, an NBA-record low.

MEMPHIS PR STAFF

Vice President of Communications & Basketball Information Strategy
Laura Ehret (lehret@grizzlies.com)

Director, Communications and Publications
Ross Wooden (rwooden@grizzlies.com)

Director, Communications
Shantonie Derrick (sderrick@grizzlies.com)

Coordinator, Communications & Publications
Kaki Glieber (kglieber@grizzlies.com)

Coordinator, Communications & Publications
Brandon Abraham (babraham@grizzlies.com)

2023-24 SEASON SERIES RESULTS

10/30/23 @ Memphis	Dallas, 125-110
12/1/23 vs. Dallas	Memphis, 108-94
12/11/23 @ Memphis	Dallas, 120-113
1/9/24 vs. Dallas	Memphis, 120-103

2023-24 REGULAR SEASON VS. GRIZZLIES

DATE	SITE	TIME/RESULT
10/30/23	Memphis	W, 125-110
12/1/23	Dallas	L, 94-108
12/11/23	Memphis	W, 120-113
1/9/24	Dallas	L, 103-120

2022-23 REGULAR SEASON VS. GRIZZLIES

DATE	SITE	RESULT
10/22/22	Dallas	W, 137-96
3/11/23	Memphis	L, 108-112
3/13/23	Dallas	L, 88-104
3/20/23	Memphis	L, 108-112

SERIES HISTORY VS. GRIZZLIES

	ALL-TIME	STREAKS	LAST WIN	LAST LOSS
Overall	75-37	Lost 1	12/11/23	1/9/24
Home	39-17	Lost 3	10/22/22	1/9/24
Road	36-20	Won 2	12/11/23	3/20/23

2023-24 DALLAS STATISTICS VS. MEMPHIS

PLAYER	GP-GS	MIN	FG-ATT	FG%	3FG-ATT	3FG%	FT-FTA	FT%	OFF	DEF	TOT/AVG	AST	PF-D	STL	TO	BLK	PTS	AVG
L. Dončić	3-3	119.8	29-64	.453	13-30	.433	30-38	.789	0	26	26/8.7	24	8-27	6	12	3	101	33.7
D. Jones Jr.	4-4	100.4	20-37	.541	8-16	.500	6-8	.750	3	11	14/3.5	3	2-8	1	2	4	54	13.5
J. Hardy	4-0	83.5	17-37	.459	9-19	.474	0-2	.000	2	3	5/1.3	11	5-5	2	6	0	43	10.8
K. Irving	2-2	76.0	14-40	.350	2-12	.167	13-15	.867	4	9	13/6.5	9	5-10	4	4	1	43	21.5
G. Williams	3-2	69.5	8-22	.364	7-17	.412	8-10	.800	3	8	11/3.7	5	5-7	1	3	1	31	10.3
T. Hardaway Jr.	2-0	58.8	11-20	.550	5-10	.500	3-3	1.000	0	8	8/4.0	2	4-6	0	2	0	30	15.0
S. Curry	4-1	61.8	9-22	.409	4-11	.364	1-1	1.000	1	6	7/1.8	6	6-2	3	2	1	23	5.8
J. Green	3-3	88.5	9-23	.391	3-8	.375	1-1	1.000	2	5	7/2.3	8	1-3	4	4	1	22	7.3
D. Lively II	3-3	71.5	11-16	.688	0-0	.000	0-0	.000	7	20	27/9.0	3	9-2	1	6	4	22	7.3
D. Exum	2-1	41.3	7-14	.500	1-4	.250	3-4	.750	1	7	8/4.0	8	3-2	2	3	1	18	9.0
O. Prosper	2-0	29.7	4-8	.500	3-7	.429	2-2	1.000	0	4	4/2.0	4	2-1	0	1	1	13	6.5
M. Morris	3-0	39.8	4-12	.333	4-8	.500	0-0	.000	3	4	7/2.3	3	3-2	2	2	1	12	4.0
A. Lawson	3-0	22.6	3-11	.273	1-7	.143	1-2	.500	2	2	4/1.3	1	1-1	0	1	0	8	2.7
M. Kleber	1-0	22.1	2-4	.500	1-3	.333	2-2	1.000	1	4	5/5.0	2	2-1	1	2	0	7	7.0
D. Powell	3-1	46.7	3-5	.600	0-0	.000	0-0	.000	4	7	11/3.7	5	7-2	2	4	5	6	2.0
R. Holmes	2-0	20.5	2-4	.500	0-0	.000	1-2	.500	4	4	8/4.0	3	1-1	1	1	2	5	2.5
D. Dennis	1-0	4.3	2-4	.500	0-1	.000	0-1	.000	0	0	0/0.0	0	0-1	0	0	0	4	4.0
B. Williams	1-0	3.1	0-1	.000	0-0	.000	0-0	.000	0	1	1/1.0	1	0-1	0	0	0	0	0.0
TEAM	**46-20**	**959.9**	**155-344**	**.451**	**61-153**	**.399**	**71-91**	**.780**	**37**	**129**	**166/41.5**	**98**	**64-82**	**30**	**55**	**25**	**442**	**110.5**

2023-24 MEMPHIS STATISTICS VS. DALLAS

PLAYER	GP-GS	MIN	FG-ATT	FG%	3FG-ATT	3FG%	FT-FTA	FT%	OFF	DEF	TOT/AVG	AST	PF-D	STL	TO	BLK	PTS	AVG
D. Bane	4-4	149.4	45-84	.536	12-31	.387	18-22	.818	7	15	22/5.5	20	12-17	5	13	2	120	30.0
J. Jackson Jr.	3-3	89.3	27-57	.474	9-19	.474	12-14	.857	3	14	17/5.7	8	11-11	2	4	6	75	25.0
M. Smart	2-2	56.5	18-33	.545	9-18	.500	1-1	1.000	1	8	9/4.5	10	6-2	5	7	0	46	23.0
D. Roddy	4-2	107.6	12-33	.364	2-11	.182	8-10	.800	6	16	22/5.5	10	7-5	2	4	2	34	8.5
V. Williams Jr.	4-1	82.0	11-21	.524	7-14	.500	2-2	1.000	7	17	24/6.0	10	12-7	3	5	2	31	7.8
Z. Williams	4-1	85.0	12-24	.500	6-13	.462	0-0	.000	3	11	14/3.5	4	6-2	4	6	0	30	7.5
X. Tillman	4-1	85.3	11-30	.367	0-9	.000	2-9	.222	8	12	20/5.0	5	3-8	5	3	5	24	6.0
S. Aldama	2-1	53.1	9-16	.563	3-9	.333	2-2	1.000	5	9	14/7.0	6	3-2	3	2	2	23	11.5
J. Nowell	2-0	33.7	8-16	.500	2-7	.286	1-1	1.000	1	3	4/2.0	3	2-1	1	2	0	19	9.5
L. Kennard	1-1	23.1	5-7	.714	3-4	.750	1-1	1.000	1	4	5/5.0	4	2-0	1	2	0	14	14.0
D. Rose	3-2	51.8	5-18	.278	1-6	.167	3-4	.750	0	6	6/2.0	7	5-5	1	3	0	14	4.7
J. Konchar	4-0	71.4	4-10	.400	3-9	.333	2-2	1.000	6	11	17/4.3	6	5-1	1	2	2	13	3.3
B. Biyombo	3-2	53.4	4-6	.667	0-0	.000	0-0	.000	3	7	10/3.3	9	5-3	0	6	3	8	2.7
J. Gilyard	2-0	2.7	0-1	.000	0-0	.000	0-0	.000	0	0	0/0.0	0	0-0	0	0	0	0	0.0
S. Harrison	1-0	2.0	0-0	.000	0-0	.000	0-0	.000	0	1	1/1.0	0	0-0	0	0	0	0	0.0
G. Jackson II	2-0	2.7	0-2	.000	0-1	.000	0-0	.000	0	0	0/0.0	0	0-0	0	0	0	0	0.0
J. LaRavia	2-0	8.3	0-2	.000	0-1	.000	0-0	.000	0	1	1/0.5	0	3-0	0	0	0	0	0.0
K. Lofton Jr.	2-0	2.7	0-2	.000	0-0	.000	0-0	.000	0	2	2/1.0	0	0-0	0	0	0	0	0.0
TEAM	**49-20**	**959.9**	**171-362**	**.472**	**57-152**	**.375**	**52-68**	**.765**	**51**	**137**	**188/47.0**	**102**	**82-64**	**33**	**59**	**24**	**451**	**112.8**

2024-25 VS MAVERICKS

Dec. 3 at Dallas
Jan. 6 at Memphis
Mar. 7 at Dallas
Apr. 13 at Memphis

2023-24 SEASON

27-55 (.329)
in Southwest

PLAYOFFS

Did not qualify

2023-24 REGULAR SEASON INDIVIDUAL BESTS

Points	35	Luka Dončić @ MEM 12/11/23, Luka Dončić @ MEM 10/30/23
Rebounds	16	Dereck Lively II @ MEM 12/11/23
Assists	12	Luka Dončić @ MEM 10/30/23

2023-24 REGULAR SEASON GRIZZLIES BESTS

Points	41	Jaren Jackson Jr. @ MEM 12/11/23
Rebounds	12	Santi Aldama vs. MEM 12/1/23
Assists	9	Marcus Smart @ MEM 10/30/23

2023-24 REGULAR SEASON TEAM

Biggest Win	15	@ MEM 10/30/23
Biggest Loss	17	vs. MEM 1/9/24

DATE	SITE	W/L	SCORE	DATE	SITE	W/L	SCORE	DATE	SITE	W/L	SCORE	DATE	SITE	W/L	SCORE	DATE	SITE	W/L	SCORE
11/7/95	DAL	W	99-88	11/4/01	MEM	W	94-85	2/7/07	DAL	W	113-97	4/15/13	DAL	L	97-103	4/5/19	DAL	L	112-122
11/13/95	VAN	W	94-89	1/17/02	MEM	W	108-97	11/17/07	DAL	W	108-105	11/2/13	DAL	W	111-99	4/7/19	MEM	W	129-127*
12/28/95	DAL	W	103-101**	2/26/02	DAL	W	104-91	1/28/08	MEM	W	103-84	12/18/13	DAL	W	105-91	11/9/19	MEM	W	138-122
3/1/96	VAN	W	119-111	3/23/02	DAL	W	111-100	2/8/08	DAL	W	92-81	2/5/14	MEM	W	110-96	2/5/20	DAL	L	107-121
12/7/96	DAL	W	96-85	10/30/02	MEM	W	119-108	2/22/08	MEM	W	98-83	4/16/14	MEM	L	105-106*	3/6/20	DAL	W	121-96
12/19/96	VAN	W	105-98	12/14/02	DAL	W	104-87	11/21/08	DAL	W	91-76	12/9/14	MEM	L	105-114	2/22/21	DAL	W	102-92
2/17/97	VAN	W	100-95	2/14/03	MEM	W	110-103	12/23/08	DAL	W	100-82	1/19/15	MEM	W	103-95	4/14/21	MEM	W	114-113
4/12/97	DAL	L	85-96	3/1/03	DAL	W	114-87	1/4/09	MEM	L	82-102	1/27/15	DAL	L	90-109	5/11/21	MEM	L	104-133
10/31/97	VAN	W	90-88	11/15/03	MEM	L	101-108*	4/3/09	MEM	L	102-107	3/20/15	DAL	L	101-112	12/4/21	DAL	L	90-97
11/4/97	DAL	W	92-87	12/27/03	DAL	W	104-98	12/4/09	MEM	L	82-98	11/24/15	MEM	L	96-110	12/8/21	MEM	W	104-96
2/2/98	DAL	W	104-90	2/17/04	MEM	L	92-109	12/26/09	DAL	W	106-101	12/18/15	DAL	W	97-88	1/14/22	MEM	W	112-85
3/31/98	VAN	W	104-101	4/13/04	DAL	L	11-103	3/31/10	MEM	W	106-102*	2/6/16	MEM	W	114-110*	1/23/22	DAL	W	104-91
2/14/99	VAN	L	92-96	11/6/04	DAL	W	112-88	4/7/10	DAL	W	110-84	4/8/16	DAL	W	103-93	10/22/22	DAL	W	137-96
3/13/99	DAL	W	91-74	11/27/04	MEM	W	98-85	10/29/10	DAL	L	90-91	11/18/16	DAL	L	64-80	3/11/23	MEM	L	108-112
4/27/99	DAL	W	84-75	4/11/05	DAL	W	110-89	11/10/10	MEM	W	106-91	3/3/17	DAL	W	104-100	3/13/23	DAL	L	88-104
12/7/99	DAL	L	95-104	4/20/05	MEM	W	108-88	1/15/11	MEM	L	70-89	3/31/17	MEM	L	90-99	3/20/23	MEM	L	108-112
2/6/00	VAN	W	103-99*	11/26/05	DAL	L	92-112	3/6/11	DAL	L	103-104	4/12/17	MEM	W	100-93	10/30/23	MEM	W	125-110
4/2/00	VAN	W	100-86	12/9/05	MEM	W	90-83	2/29/12	MEM	L	85-96	10/25/17	DAL	W	103-94	12/1/23	DAL	L	94-108
4/16/00	DAL	W	114-106	2/1/06	MEM	W	81-80	4/4/12	DAL	W	95-85	10/26/17	MEM	L	91-96	12/11/23	MEM	W	120-113
11/8/00	DAL	L	74-101	2/23/06	DAL	W	97-87	4/7/12	MEM	L	89-94	11/22/17	MEM	W	95-94	1/9/24	DAL	L	103-120
11/18/00	VAN	W	91-88	11/17/06	MEM	W	115-103	12/21/12	MEM	L	82-92	3/10/18	DAL	W	114-80	--	--	--	--
1/25/01	DAL	W	120-83	11/18/06	DAL	L	89-94	1/12/13	DAL	W	104-83	11/19/18	MEM	L	88-98	--	--	--	--
2/27/01	VAN	W	116-112	1/31/07	MEM	W	95-94	2/27/13	MEM	L	84-90	3/2/19	DAL	L	81-111	--	--	--	--

* overtime

SERIES INFORMATION & NOTES

Overall series 75-37
Home games vs. Grizzlies 39-17
Road games at Grizzlies 36-20
Current series streak Memphis won last game
in Dallas Memphis won last three
in Memphis Dallas won last two

DALLAS
Last home win 137-96 (10/22/22)
Last road win 120-113 (12/11/23)
Largest margin of victory 41 (137-96, 10/22/22)
High point total 138 (11/9/19)
Low point total 64 (11/18/16)

MEMPHIS
Last home win 112-108 (3/20/23)
Last road win 120-103 (1/9/24)
Largest margin of victory 30 (111-81, 3/2/19)
High point total 133 (5/11/21)
Low point total 74 (3/13/99)

Series scoring record vs. Memphis
Dirk Nowitzki (38 on 2/7/07)

Series scoring record vs. Dallas
Jaren Jackson Jr. (41 on 12/11/23)

The Mavericks hold an all-time record of 75-37 (.670) against the Grizzlies…Memphis and Dallas each won their respective road games in 2023-24, going 2-2 to tie the season series...Dallas shot 15-of-36 in the first half from behind the arc in a 125-110 win (10/30/23), tying a franchise-best15 3-pointers in the any half...the Mavericks defeated the Grizzlies by 41 (137-96) in their home opener (10/22/22), marking their largest margin of victory in a home opener ever and the biggest win by either team in the all-time series...Jaden Hardy scored 20+ points in each of his first two career starts, both of which came against the Grizzlies (22 at MEM 3/11/23, 28 vs. MEM 3/13/23), becoming the first Maverick ever to accomplish the feat...the Mavericks snapped the Grizzlies' franchise-best 11-game win streak with a 112-85 victory at Memphis (1/14/22)...Luka Dončić (27 points, 13 rebounds, 10 assists) recorded his 40th career triple-double at Memphis (1/14/22), becoming the 11th player in NBA history to reach the milestone while matching the triple-double total produced by the rest of the Mavericks franchise combined...Dončić floated in an off-balance, one-handed 3-pointer at the buzzer to lift Dallas to a thrilling 114-113 win at Memphis (4/14/21)...Memphis' two biggest wins over Dallas have both come since March 2019 (30, 111-81, at DAL 3/2/19; 29, 133-104, at MEM 5/11/21)...the 133 points put up by the Grizzlies (5/11/21) were their most in the all-time series...Dallas recorded a franchise-record 84 bench points in a 129-127 overtime win at Memphis (4/7/19)...Rick Carlisle recorded his 750th career victory at Memphis (4/7/19), becoming the 17th coach in NBA history to reach the milestone...Harrison Barnes banked in a 30-foot 3-pointer at the buzzer to give Dallas a 95-94 win at Memphis (11/22/17)...Memphis held Dallas to a series-low 64 points in its 80-64 win on 11/18/16...Dirk Nowitzki saw his streak of 82 consecutive free throws made come to an end against Memphis (10/29/10)...the Mavericks' series-best 13-game win streak against the Grizzlies ended with a 20-point Memphis victory on 1/4/09...A.C. Green tallied his 1,000th consecutive game played against the Grizzlies (3/13/99), marking the longest streak in NBA history...Dallas won 46 of the first 53 meetings after the Grizzlies franchise was formed in 1995.

MIAMI PR STAFF

Vice President, Sports Media Relations
Tim Donovan (tim@heat.com)

Senior Director of Sports Media Relations
Rob Wilson (rwilson@heat.com)

Director of Sports Media Relations
Michael Lissack (mlissack@heat.com)

Assistant Director, Sports Media Relations
Nick Maiorana (nmaiorana@heat.com)

Sports Media Relations Assistant
Maddox Burnett (mburnett@heat.com)

2023-24 SEASON SERIES RESULTS

3/7/24 vs. Dallas	Dallas, 114-108
4/10/24 @ Miami	Dallas, 111-92

2023-24 REGULAR SEASON VS. HEAT

DATE	SITE	TIME/RESULT
3/7/24	Dallas	W, 114-108
4/10/24	Miami	W, 111-92

2022-23 REGULAR SEASON VS. HEAT

DATE	SITE	RESULT
1/20/23	Dallas	W, 115-90
4/1/23	Miami	L, 122-129

SERIES HISTORY VS. HEAT

	ALL-TIME	STREAKS	LAST WIN	LAST LOSS
Overall	37-38	Won 2	4/10/24	4/1/23
Home	19-18	Won 2	3/7/24	11/2/21
Road	18-20	Won 1	4/10/24	4/1/23

2023-24 DALLAS STATISTICS VS. MIAMI

PLAYER	GP-GS	MIN	FG-ATT	FG%	3FG-ATT	3FG%	FT-FTA	FT%	OFF	DEF	TOT/AVG	AST	PF-D	STL	TO	BLK	PTS	AVG
L. Dončić	2-2	75.5	21-47	.447	11-28	.393	11-12	.917	1	19	20/10.0	20	6-10	1	7	0	64	32.0
K. Irving	2-2	73.3	19-34	.559	8-17	.471	2-2	1.000	0	7	7/3.5	8	3-7	3	3	1	48	24.0
D. Gafford	2-2	46.9	11-11	1.000	0-0	.000	2-4	.500	2	10	12/6.0	3	3-4	2	0	4	24	12.0
P. Washington	2-2	63.8	9-23	.391	3-12	.250	1-3	.333	5	9	14/7.0	3	2-3	3	2	2	22	11.0
D. Exum	2-0	35.8	4-7	.571	3-3	1.000	5-5	1.000	1	6	7/3.5	7	2-4	0	1	0	16	8.0
T. Hardaway Jr.	2-0	39.0	5-19	.263	3-12	.250	3-4	.750	1	2	3/1.5	2	1-2	0	1	0	16	8.0
D. Jones Jr.	2-2	37.6	5-14	.357	1-6	.167	2-4	.500	3	1	4/2.0	1	4-2	2	1	2	13	6.5
M. Kleber	2-0	42.5	2-4	.500	1-2	.500	2-2	1.000	1	5	6/3.0	2	1-4	0	0	4	7	3.5
J. Green	2-0	32.7	2-8	.250	1-5	.200	0-0	.000	2	4	6/3.0	4	2-0	2	0	1	5	2.5
D. Lively II	1-0	23.0	2-3	.667	0-0	.000	0-0	.000	2	0	2/2.0	1	4-0	0	0	0	4	4.0
O. Prosper	1-0	2.0	2-2	1.000	0-0	.000	0-0	.000	0	0	0/0.0	0	0-0	0	0	0	4	4.0
B. Williams	1-0	2.0	1-1	1.000	0-0	.000	0-0	.000	0	0	0/0.0	1	0-0	0	0	0	2	2.0
J. Hardy	1-0	2.0	0-1	.000	0-0	.000	0-0	.000	0	1	1/1.0	1	1-0	0	1	0	0	0.0
A. Lawson	1-0	2.0	0-0	.000	0-0	.000	0-0	.000	0	2	2/2.0	1	0-0	0	0	0	0	0.0
M. Morris	1-0	2.0	0-0	.000	0-0	.000	0-0	.000	0	0	0/0.0	0	0-0	0	0	0	0	0.0
TEAM	**24-10**	**480.0**	**83-174**	**.477**	**31-85**	**.365**	**28-36**	**.778**	**18**	**66**	**84/42.0**	**54**	**29-36**	**13**	**16**	**14**	**225**	**112.5**

2023-24 MIAMI STATISTICS VS. DALLAS

PLAYER	GP-GS	MIN	FG-ATT	FG%	3FG-ATT	3FG%	FT-FTA	FT%	OFF	DEF	TOT/AVG	AST	PF-D	STL	TO	BLK	PTS	AVG
C. Martin	2-1	71.0	9-23	.391	5-11	.455	4-5	.800	3	4	7/3.5	8	9-5	1	2	2	27	13.5
T. Rozier	1-1	39.6	10-17	.588	5-8	.625	2-2	1.000	0	6	6/6.0	11	2-3	1	0	0	27	27.0
J. Butler	2-2	73.5	11-20	.550	3-5	.600	1-2	.500	1	7	8/4.0	8	2-4	4	11	0	26	13.0
B. Adebayo	2-2	67.1	8-27	.296	0-4	.000	6-10	.600	3	9	12/6.0	5	3-8	3	1	0	22	11.0
T. Herro	1-1	35.7	6-15	.400	2-5	.400	7-7	1.000	1	6	7/7.0	6	0-4	0	4	0	21	21.0
J. Jaquez Jr.	2-0	46.2	6-11	.545	5-6	.833	2-2	1.000	0	8	8/4.0	3	3-2	1	1	0	19	9.5
D. Robinson	1-1	30.1	7-10	.700	5-8	.625	0-0	.000	0	4	4/4.0	2	4-0	0	1	0	19	19.0
K. Love	1-0	18.3	6-9	.667	4-5	.800	0-0	.000	1	10	11/11.0	0	3-0	0	2	0	16	16.0
N. Jovic	2-2	39.6	5-15	.333	0-7	.000	0-0	.000	1	6	7/3.5	5	4-0	0	3	0	10	5.0
P. Mills	1-0	11.3	2-4	.500	1-3	.333	2-2	1.000	0	0	0/0.0	0	2-2	0	0	0	7	7.0
H. Highsmith	2-0	32.4	2-7	.286	0-3	.000	0-0	.000	4	8	12/6.0	2	2-0	0	0	0	4	2.0
T. Bryant	1-0	10.6	1-3	.333	0-2	.000	0-0	.000	0	1	1/1.0	1	2-1	0	0	1	2	2.0
J. Cain	1-0	1.1	0-0	.000	0-0	.000	0-0	.000	0	0	0/0.0	0	0-0	0	0	0	0	0.0
O. Robinson	1-0	1.1	0-0	.000	0-0	.000	0-0	.000	0	0	0/0.0	0	0-0	0	0	0	0	0.0
C. Swider	1-0	1.1	0-1	.000	0-1	.000	0-0	.000	0	0	0/0.0	1	0-0	0	0	0	0	0.0
A. Williams	1-0	1.1	0-1	.000	0-0	.000	0-0	.000	0	0	0/0.0	0	0-0	0	0	0	0	0.0
TEAM	**22-10**	**480.0**	**73-163**	**.448**	**30-68**	**.441**	**24-30**	**.800**	**14**	**69**	**83/41.5**	**52**	**36-29**	**10**	**25**	**3**	**200**	**100.0**

2024-25 VS MAVERICKS

Nov. 24 at Miami
Feb. 13 at Dallas

2023-24 SEASON

46-36 (.561)
in Southeast

PLAYOFFS

Lost to Boston, 4-1

2023-24 REGULAR SEASON INDIVIDUAL BESTS

Points	35	Luka Dončić vs. MIA 3/7/24
Rebounds	11	Luka Dončić vs. MIA 3/7/24
Assists	11	Luka Dončić vs. MIA 3/7/24

2023-24 REGULAR SEASON HEAT BESTS

Points	27	Terry Rozier vs. MIA 3/7/24
Rebounds	11	Kevin Love @ MIA 4/10/24
Assists	11	Terry Rozier vs. MIA 3/7/24

2023-24 REGULAR SEASON TEAM

Biggest Win	19	@ MIA 4/10/24

** No Biggest Loss **

DATE	SITE	W/L	SCORE	DATE	SITE	W/L	SCORE	DATE	SITE	W/L	SCORE	DATE	SITE	W/L	SCORE	DATE	SITE	W/L	SCORE
11/8/88	DAL	W	92-88	3/17/94	MIA	L	98-115	3/2/02	DAL	L	95-109	12/11/09	MIA	W	106-93	2/27/17	DAL	W	96-89
12/17/88	MIA	W	104-87	11/15/94	MIA	L	102-115	2/15/03	DAL	W	98-92	2/20/10	DAL	W	97-91	12/22/17	MIA	L	101-113
2/16/89	DAL	W	93-80	1/14/95	DAL	L	77-84	3/7/03	MIA	W	91-89	11/27/10	DAL	W	106-95	1/29/18	DAL	L	88-95
2/28/89	MIA	W	111-110*	11/28/95	MIA	L	89-111	11/3/03	DAL	W	103-93	12/20/10	MIA	W	98-96	2/13/19	DAL	L	101-112

4/2/89	DAL	W	98-96	3/12/96	DAL	L	118-125	3/26/04	MIA	L	118-119*	12/25/11	DAL	L	94-105	3/28/19	MIA	L	99-105
4/18/89	MIA	W	103-99	11/9/96	DAL	L	84-91	11/11/04	MIA	W	113-93	3/29/12	MIA	L	85-106	12/14/19	DAL	L	118-122*
11/18/89	DAL	W	100-99	12/4/96	MIA	L	79-101	2/1/05	DAL	W	109-104	12/20/12	DAL	L	95-110	2/28/20	MIA	L	118-126
3/23/90	MIA	W	106-103	2/26/98	MIA	L	72-91	11/25/05	MIA	W	103-90	1/2/13	MIA	L	109-119*	1/1/21	DAL	W	93-83
11/14/90	MIA	L	93-105	3/7/98	DAL	L	88-94	2/9/06	DAL	W	112-76	11/15/13	MIA	L	104-110	5/4/21	MIA	W	127-113
3/2/91	DAL	L	103-109	4/7/99	MIA	L	87-93	1/21/07	MIA	W	99-93	2/18/14	DAL	L	106-117	11/2/21	DAL	L	110-125
12/10/91	DAL	W	114-110*	11/11/99	MIA	L	105-128	2/22/07	DAL	W	112-100	11/9/14	DAL	L	96-105	2/15/22	MIA	W	107-99
1/25/92	MIA	L	101-103	12/20/99	DAL	L	89-92	1/4/08	DAL	W	94-89	1/30/15	MIA	W	93-72	1/20/23	DAL	W	115-90
12/8/92	DAL	L	112-126	2/1/01	DAL	W	95-91*	3/16/08	MIA	W	98-73	1/1/16	MIA	L	82-106	4/1/23	MIA	L	122-129
1/24/93	MIA	L	106-122	3/7/01	MIA	W	93-86	1/31/09	MIA	W	111-96	2/3/16	DAL	L	90-93	3/7/24	DAL	W	114-108
12/7/93	DAL	L	101-106	11/23/01	MIA	W	104-94	4/1/09	DAL	W	98-96	1/19/17	MIA	L	95-99	4/10/24	MIA	W	111-92

* overtime

SERIES INFORMATION & NOTES

Overall series 37-38
Home games vs. Heat 19-18
Road games at Heat 18-20
Current series streak Dallas won last two
in Dallas Dallas won last two
in Miami Dallas won last game

DALLAS
Last home win 114-108 (3/7/24)
Last road win 111-92 (4/10/24)
Largest margin of victory 36 (112-76, 2/9/06)
High point total 127 (5/4/21)
Low point total 72 (2/26/98)

MIAMI
Last home win 129-122 (4/1/23)
Last road win 125-110 (11/2/21)
Largest margin of victory 24 (106-82, 1/1/16)
HIgh point total 129 (4/1/23)
Low point total 72 (1/30/15)

Series scoring record vs. Miami
Luka ć (42 on 4/1/23)

Series scoring record vs. Dallas
LeBron James (42 on 2/18/14)

Dallas clinched their fifth division title in team history (1987, 2007, 2010, 2021, 2024) after beating Miami 114-108 (4/10/24)...in the most recent meeting, Luka Dončić posted a series-record-tying 42 points to go along with 10 rebounds, 8 assists and 2 steals in a 129-122 loss at Miami (4/1/23)...Miami native Tim Hardaway Jr. connected on a career-high 10 3-pointers (10-18 3FG) en route to scoring a game-high 36 points in a 127-113 win at AmericanAirlines Arena (5/4/21), tying the Mavericks franchise record for most 3-point field goals made in a game...the Mavericks won 20-of-22 meetings from February 2001 to December 2010, including 14 straight (11/11/04-12/20/10)...LeBron James scored a series-best 42 points in a 117-106 victory for Miami (2/18/14)…Dirk Nowitzki scored a then series-record 41 points in a 113-93 win at Miami (11/11/04)...on 2/1/01, the Mavericks broke the then-longest losing streak in professional sports with a 95-91 win over the Heat (ended a streak of 16 consecutive wins for Miami)…later in the 2000-01 season, the Mavericks won in Miami for the first time in 11 years (in their first appearance at American Airlines Center) on 3/7/01…Dallas won the first eight and nine of the first 11 meetings between the teams.

MILWAUKEE PR STAFF

Chief Communications Officer
Barry Baum (bbaum@bucks.com)

Vice President of Communications
Dan Smyczek (dsmyczek@bucks.com)

Communications Manager
Amanda Janczak (amanda.janczak@bucks.com)

Communications Coordinator
Kate Reed (kate.reed@bucks.com)

2023-24 SEASON SERIES RESULTS

11/18/23 @ Milwaukee	Milwaukee, 132-125
2/3/24 vs. Dallas	Milwaukee, 129-117

2023-24 REGULAR SEASON VS. BUCKS

DATE	SITE	TIME/RESULT
11/18/23	Milwaukee	L, 125-132
2/3/24	Dallas	L, 117-129

2022-23 REGULAR SEASON VS. BUCKS

DATE	SITE	RESULT
11/27/22	Milwaukee	L, 115-124
12/9/22	Dallas	L, 105-106

SERIES HISTORY VS. BUCKS

	ALL-TIME	STREAKS	LAST WIN	LAST LOSS
Overall	38-47	Lost 4	4/3/22	2/3/24
Home	26-17	Lost 3	4/8/21	2/3/24
Road	12-30	Lost 2	4/3/22	11/18/23

2023-24 DALLAS STATISTICS VS. MILWAUKEE

PLAYER	GP-GS	MIN	FG-ATT	FG%	3FG-ATT	3FG%	FT-FTA	FT%	OFF	DEF	TOT/AVG	AST	PF-D	STL	TO	BLK	PTS	AVG
L. Dončić	2-2	77.7	28-52	.538	8-21	.381	11-15	.733	2	16	18/9.0	20	5-13	1	12	0	75	37.5
K. Irving	1-1	33.7	16-29	.552	3-10	.300	4-4	1.000	1	3	4/4.0	6	4-5	1	2	0	39	39.0
T. Hardaway Jr.	2-0	64.6	12-29	.414	8-18	.444	3-3	1.000	1	3	4/2.0	4	4-4	2	2	0	35	17.5
J. Green	2-1	57.5	8-15	.533	5-11	.455	2-2	1.000	1	12	13/6.5	6	1-3	1	3	0	23	11.5
M. Kleber	1-1	33.8	8-11	.727	4-7	.571	1-1	1.000	0	3	3/3.0	2	5-2	2	2	0	21	21.0
G. Williams	2-2	61.2	6-17	.353	4-12	.333	0-0	.000	5	7	12/6.0	3	3-0	1	5	1	16	8.0
D. Jones Jr.	2-2	54.4	3-13	.231	0-2	.000	2-3	.667	3	9	12/6.0	2	2-3	2	3	0	8	4.0
D. Powell	2-0	42.1	2-3	.667	0-0	.000	3-3	1.000	3	8	11/5.5	3	4-5	0	1	1	7	3.5
D. Exum	1-0	11.3	3-5	.600	0-2	.000	0-0	.000	0	1	1/1.0	1	0-1	0	0	0	6	6.0
D. Lively II	1-1	23.9	3-4	.750	0-0	.000	0-0	.000	3	7	10/10.0	2	5-0	0	3	1	6	6.0
J. Hardy	1-0	10.7	1-4	.250	0-2	.000	2-2	1.000	0	2	2/2.0	0	2-1	0	0	0	4	4.0
S. Curry	1-0	9.1	1-2	.500	0-1	.000	0-0	.000	0	1	1/1.0	0	0-0	0	0	0	2	2.0
TEAM	**18-10**	**480.0**	**91-184**	**.495**	**32-86**	**.372**	**28-33**	**.848**	**19**	**72**	**91/45.5**	**49**	**35-37**	**10**	**33**	**3**	**242**	**121.0**

2023-24 MILWAUKEE STATISTICS VS. DALLAS

PLAYER	GP-GS	MIN	FG-ATT	FG%	3FG-ATT	3FG%	FT-FTA	FT%	OFF	DEF	TOT/AVG	AST	PF-D	STL	TO	BLK	PTS	AVG
G. Antetokounmpo	2-2	78.0	38-54	.704	3-8	.375	9-15	.600	3	18	21/10.5	17	6-15	7	4	2	88	44.0
D. Lillard	2-2	76.0	17-29	.586	9-16	.563	14-16	.875	0	6	6/3.0	20	5-8	1	7	1	57	28.5
B. Portis	2-0	53.1	9-20	.450	1-5	.200	4-5	.800	4	13	17/8.5	4	3-3	1	0	0	23	11.5
P. Connaughton	2-0	52.9	7-18	.389	4-12	.333	0-0	.000	2	6	8/4.0	4	2-2	3	2	0	18	9.0
M. Beasley	2-2	66.4	6-18	.333	4-14	.286	0-2	.000	0	13	13/6.5	0	4-2	3	1	0	16	8.0
A. Green	2-0	17.6	5-7	.714	3-5	.600	0-0	.000	0	0	0/0.0	1	1-0	0	0	0	13	6.5
K. Middleton	1-1	38.5	5-15	.333	1-4	.250	2-2	1.000	1	2	3/3.0	8	5-1	1	2	0	13	13.0
B. Lopez	1-1	33.6	3-8	.375	1-6	.167	5-5	1.000	0	3	3/3.0	0	1-3	1	0	2	12	12.0
C. Payne	2-0	27.0	4-5	.800	3-4	.750	0-0	.000	0	4	4/2.0	5	6-0	2	1	0	11	5.5
J. Crowder	1-0	20.7	4-6	.667	0-1	.000	0-0	.000	0	2	2/2.0	2	3-1	2	0	0	8	8.0
R. Lopez	1-1	4.2	1-1	1.000	0-0	.000	0-0	.000	0	0	0/0.0	0	0-0	0	0	0	2	2.0
A. Jackson Jr.	1-1	12.0	0-1	.000	0-0	.000	0-0	.000	0	0	0/0.0	2	1-0	0	0	0	0	0.0
TEAM	**19-10**	**480.0**	**99-182**	**.544**	**29-75**	**.387**	**34-45**	**.756**	**10**	**67**	**77/38.5**	**63**	**37-35**	**21**	**17**	**5**	**261**	**130.5**

2024-25 VS MAVERICKS

Mar. 1 at Dallas
Mar. 5 at Milwaukee

2023-24 SEASON

49-33 (.598)
in Central

PLAYOFFS

Lost to Indiana, 4-2

2023-24 REGULAR SEASON INDIVIDUAL BESTS

Points	40	Luka Dončić vs. MIL 2/3/24
Rebounds	10	Dereck Lively II @ MIL 11/18/23
Assists	11	Luka Dončić vs. MIL 2/3/24

2023-24 REGULAR SEASON BUCKS BESTS

Points	48	Giannis Antetokounmpo vs. MIL 2/3/24
Rebounds	15	Giannis Antetokounmpo @ MIL 11/18/23
Assists	12	Damian Lillard @ MIL 11/18/23

2023-24 REGULAR SEASON TEAM

** No Biggest Win **

Biggest Loss	12	vs. MIL 2/3/24

DATE	SITE	W/L	SCORE	DATE	SITE	W/L	SCORE	DATE	SITE	W/L	SCORE	DATE	SITE	W/L	SCORE	DATE	SITE	W/L	SCORE
12/27/80	MIL	L	96-112	3/13/89	DAL	L	95-111	11/22/97	DAL	L	62-83	3/28/07	DAL	W	105-103	1/8/16	MIL	L	95-96
2/17/81	DAL	L	106-114	2/22/90	MIL	L	97-109	12/30/97	MIL	L	98-105*	11/24/07	MIL	L	95-97	11/6/16	DAL	W	86-75*
1/20/82	DAL	W	109-104	4/1/90	DAL	W	86-72	12/5/99	MIL	L	97-103	2/6/08	DAL	W	107-96	4/2/17	MIL	W	109-105
2/5/82	MIL	L	92-117	12/21/90	DAL	W	103-89	2/15/00	DAL	L	99-112	1/21/09	MIL	L	99-133	11/18/17	DAL	W	111-79
12/30/82	MIL	L	99-111	1/3/91	MIL	L	87-97	10/31/00	DAL	W	97-93	2/25/09	DAL	W	116-96	12/8/17	MIL	L	102-109
3/4/83	DAL	L	102-108	11/9/91	MIL	L	95-111	1/11/01	MIL	L	94-102	11/16/09	MIL	W	115-113*	1/21/19	MIL	L	106-116
12/16/83	MIL	L	105-110	1/22/92	DAL	W	118-116	12/20/01	DAL	W	113-101	1/26/10	DAL	W	108-107	2/8/19	DAL	L	107-122
2/24/84	DAL	L	88-95	11/11/92	DAL	L	116-124	3/26/02	MIL	W	112-106*	12/13/10	DAL	L	99-103	12/16/19	MIL	W	120-116
11/20/84	DAL	W	109-108	3/2/93	MIL	L	86-120	12/30/02	DAL	L	107-110	1/1/11	MIL	L	87-99	8/8/20	†DAL	W	136-132*
12/18/84	MIL	L	96-110	12/3/93	DAL	L	106-107	2/12/03	MIL	L	114-120	1/13/12	DAL	W	102-76	1/15/21	MIL	L	109-112
12/21/85	MIL	L	107-132	12/22/93	MIL	L	86-96	12/30/03	DAL	W	101-92	2/26/13	DAL	L	90-95	4/8/21	DAL	W	116-101
2/19/86	DAL	L	107-124	1/31/95	MIL	L	105-107	1/2/04	MIL	L	101-109	3/12/13	MIL	W	115-108	12/23/21	DAL	L	95-102
1/16/87	MIL	W	124-122*	3/28/95	DAL	W	114-93	1/2/05	DAL	W	123-104	11/9/13	MIL	W	91-83	4/3/22	MIL	W	118-112
1/30/87	DAL	W	133-117	11/9/95	DAL	W	104-94	3/11/05	MIL	W	112-110	12/14/13	DAL	W	106-93	11/27/22	MIL	L	115-124
12/13/87	MIL	W	113-99	2/6/96	MIL	L	111-114	11/29/05	MIL	L	111-113*	12/3/14	MIL	W	107-105	12/9/22	DAL	L	105-106
1/23/88	DAL	W	113-97	11/19/96	MIL	L	97-100	1/16/06	DAL	W	114-95	12/7/14	DAL	W	125-102	11/18/23	MIL	L	125-132
12/23/88	MIL	L	101-113	2/20/97	DAL	L	99-101	2/13/07	MIL	W	99-93	12/28/15	DAL	W	103-93	2/3/24	DAL	L	117-129

* overtime † neutral location

SERIES INFORMATION & NOTES

Overall series 38-47
Home games vs. Bucks 25-17
Road games at Bucks 12-30
Neutral site games Dallas 1-0
Current series streak Milwaukee won last four
in Dallas Milwaukee won last three
in Milwaukee Milwaukee won last two

DALLAS
Last home win 116-101 (4/8/21)
Last road win 118-112 (4/3/22)
Largest margin of victory 32 (111-79, 11/18/17)
High point total 136 (OT) (8/8/20)
Low point total 62 (11/22/97)

MILWAUKEE
Last home win 132-125 (11/18/23)
Last road win 129-117 (2/3/24)
Largest margin of victory 34 (twice)
High point total 133 (1/21/09)
Low point total 72 (4/1/90)

Series scoring record vs. Milwaukee
Dirk Nowitzki (40 on 12/30/02)

Series scoring record vs. Dallas
Giannis Antetokounmpo (48 on 12/16/19)

Giannis Antetokounmpo (48 on 2/3/24)

Eight of the last 10 matchups have been decided by single digits…the Bucks swept the last two series after a 2-0 sweep in 2023-24 and 2022-23...Giannis Antetokounmpo tied a franchise-high 48 points vs. Dallas on Feb. 3, 2024…the Mavericks are 26-17 all-time at home against Milwaukee (compared to 12-30 on the road)…Dallas swept Milwaukee (56-17, .767), 2-0, in 2019-20, marking the first time in franchise history that the Mavericks swept the team with the best eventual winning percentage (tied or outright) in a single season…the Mavericks snapped the Bucks' 18-game win streak with a 120-116 victory at Fiserv Forum (12/16/19), marking the longest win streak broken by Dallas in franchise history…after the Bucks won 27 of the first 38 meetings between the two franchises (1980-81 to 1999-00), the Mavericks have since taken 27 of the last 45 (2000-01 to 2022-23)…the Mavericks beat the Bucks by 32 (111-79) on 11/18/17, marking their largest margin of victory over Milwaukee...on 11/6/16, the Mavericks outscored the Bucks 12-1 in overtime en route to an 86-75 win...Dallas set new franchise records for fewest points allowed in an overtime game (75) and an overtime period (1)...the Bucks broke the Mavericks' season-high 12-game win streak with a 103-99 victory at Dallas (12/13/10), ending their seven-game losing streak at American Airlines Center...Dirk Nowitzki, who was originally selected ninth overall by the Bucks in 1998 (before having his draft rights traded to Dallas), recorded his first career triple-double with a 29-point, 10-rebound, 12-assist effort against Milwaukee (2/6/08)...Nowitzki scored a series-best 40 points in a loss to the Bucks on 12/30/02…Dallas snapped a 12-game road losing streak against the Bucks with a 112-106 triumph at the Bradley Center on 3/26/02…Milwaukee held the Mavericks to a team record-low 62 points in an 83-62 win in Dallas on 11/22/97.

MINNESOTA PR STAFF

Chief Communications Officer
Patrick Rees (Patrick.Rees@timberwolves.com)

Communications Director
Sara Perez (Sara.Perez@timberwolves.com)

Sr. Communications and Broadcast Manager
Aaron Freeman (Aaron.Freeman@timberwolves.com)

Communications Coordinator
Derek Ahrnsbrak (Derek.Ahrnsbrak@timberwolves.com)

2023-24 SEASON SERIES RESULTS

12/14/23 vs. Dallas	Minnesota, 119-101
12/28/23 @ Minnesota	Minnesota, 118-110
1/7/24 vs. Dallas	Dallas, 115-108
1/31/24 @ Minnesota	Minnesota, 121-87

2023-24 REGULAR SEASON VS. TIMBERWOLVES

DATE	SITE	TIME/RESULT
12/14/23	Dallas	L, 101-119
12/28/23	Minnesota	L, 110-118
1/7/24	Dallas	W, 115-108
1/31/24	Minnesota	L, 87-121

2022-23 REGULAR SEASON VS. TIMBERWOLVES

DATE	SITE	RESULT
12/19/22	Minnesota	L, 106-116
12/21/22	Minnesota	W, 104-99
2/13/23	Dallas	L, 121-124

SERIES HISTORY VS. TIMBERWOLVES

	ALL-TIME	STREAKS	LAST WIN	LAST LOSS
Overall	77-59	Lost 1	1/7/24	1/31/24
Home	41-27	Won 1	1/7/24	12/14/23
Road	36-32	Lost 2	12/21/22	1/31/24

2023-24 DALLAS STATISTICS VS. MINNESOTA

PLAYER	GP-GS	MIN	FG-ATT	FG%	3FG-ATT	3FG%	FT-FTA	FT%	OFF	DEF	TOT/AVG	AST	PF-D	STL	TO	BLK	PTS	AVG
L. Dončić	2-2	78.6	27-53	.509	7-19	.368	12-15	.800	1	11	12/6.0	21	5-11	3	11	0	73	36.5
T. Hardaway Jr.	4-1	127.3	24-63	.381	9-36	.250	11-14	.786	0	14	14/3.5	6	6-16	4	4	0	68	17.0
J. Hardy	4-2	78.7	15-37	.405	5-15	.333	2-2	1.000	0	6	6/1.5	4	4-4	2	5	1	37	9.3
K. Irving	1-1	39.3	14-27	.519	6-8	.750	1-1	1.000	5	3	8/8.0	5	2-1	3	3	2	35	35.0
D. Jones Jr.	3-3	95.2	9-29	.310	3-15	.200	9-10	.900	8	15	23/7.7	1	10-9	6	2	4	30	10.0
D. Powell	4-1	79.3	9-13	.692	0-0	.000	8-13	.615	13	13	26/6.5	13	11-14	3	5	1	26	6.5
D. Exum	2-2	52.2	10-17	.588	3-4	.750	2-2	1.000	0	6	6/3.0	10	6-4	0	6	0	25	12.5
J. Green	3-2	74.6	11-19	.579	2-5	.400	0-0	.000	0	7	7/2.3	7	6-3	0	2	1	24	8.0
G. Williams	4-3	112.1	9-32	.281	4-18	.222	2-2	1.000	1	8	9/2.3	5	13-5	3	7	2	24	6.0
S. Curry	3-0	58.7	6-19	.316	2-9	.222	6-7	.857	1	7	8/2.7	6	3-4	1	6	0	20	6.7
D. Lively II	2-2	46.9	8-13	.615	0-0	.000	1-2	.500	6	4	10/5.0	2	8-3	1	4	2	17	8.5
R. Holmes	2-1	32.9	4-6	.667	0-0	.000	3-3	1.000	4	6	10/5.0	3	4-3	0	0	2	11	5.5
O. Prosper	2-0	22.6	2-3	.667	0-1	.000	4-7	.571	1	3	4/2.0	0	1-5	0	0	0	8	4.0
A. Lawson	2-0	17.2	2-6	.333	0-2	.000	1-2	.500	1	1	2/1.0	1	2-1	0	0	1	5	2.5
B. Williams	1-0	8.3	1-3	.333	0-1	.000	3-3	1.000	0	0	0/0.0	2	0-2	0	0	0	5	5.0
M. Kleber	1-0	18.1	1-2	.500	1-1	1.000	0-0	.000	0	2	2/2.0	0	5-1	0	2	1	3	3.0
M. Morris	2-0	16.3	1-2	.500	0-0	.000	0-0	.000	0	1	1/0.5	1	3-0	0	1	0	2	1.0
G. Brown III	1-0	1.8	0-0	.000	0-0	.000	0-0	.000	0	0	0/0.0	1	0-0	0	0	0	0	0.0
TEAM	**43-20**	**960.0**	**153-344**	**.445**	**42-134**	**.313**	**65-83**	**.783**	**41**	**107**	**148/37.0**	**88**	**89-86**	**26**	**58**	**17**	**413**	**103.3**

2023-24 MINNESOTA STATISTICS VS. DALLAS

PLAYER	GP-GS	MIN	FG-ATT	FG%	3FG-ATT	3FG%	FT-FTA	FT%	OFF	DEF	TOT/AVG	AST	PF-D	STL	TO	BLK	PTS	AVG
A. Edwards	4-4	139.3	32-74	.432	10-22	.455	24-33	.727	6	14	20/5.0	23	8-18	8	15	2	98	24.5
K. Towns	4-4	116.9	30-57	.526	10-24	.417	14-20	.700	9	32	41/10.3	10	13-16	1	14	2	84	21.0
N. Reid	4-0	102.3	22-41	.537	14-25	.560	5-10	.500	7	20	27/6.8	7	11-7	2	5	1	63	15.8
R. Gobert	4-4	129.9	19-29	.655	0-0	.000	16-29	.552	12	34	46/11.5	8	14-27	4	11	6	54	13.5
M. Conley	4-4	114.9	15-29	.517	9-17	.529	4-4	1.000	1	8	9/2.3	19	10-5	2	5	2	43	10.8
J. McDaniels	4-4	118.5	16-37	.432	2-14	.143	2-3	.667	3	4	7/1.8	9	14-7	1	3	5	36	9.0
N. Alexander-Walker	4-0	80.0	10-21	.476	6-16	.375	2-2	1.000	2	0	2/0.5	8	7-3	4	1	2	28	7.0
K. Anderson	4-0	80.6	9-18	.500	1-2	.500	4-6	.667	3	14	17/4.3	12	5-4	2	6	1	23	5.8
T. Brown Jr.	3-0	26.9	5-9	.556	2-5	.400	0-0	.000	0	3	3/1.0	3	0-0	1	0	0	12	4.0
L. Garza	1-0	5.4	3-5	.600	1-1	1.000	1-2	.500	1	0	1/1.0	0	1-1	0	0	0	8	8.0
J. McLaughlin	3-0	28.6	2-10	.200	2-9	.222	0-0	.000	1	3	4/1.3	7	0-0	5	0	1	6	2.0
S. Milton	2-0	7.8	3-4	.750	0-0	.000	0-0	.000	0	0	0/0.0	0	1-0	0	0	0	6	3.0
J. Minott	1-0	1.8	1-1	1.000	0-0	.000	1-1	1.000	0	0	0/0.0	0	0-1	0	0	0	3	3.0
W. Moore Jr.	2-0	7.2	1-1	1.000	0-0	.000	0-0	.000	0	2	2/1.0	0	2-0	0	0	0	2	1.0
TEAM	**44-20**	**959.9**	**168-336**	**.500**	**57-135**	**.422**	**73-110**	**.664**	**45**	**134**	**179/44.8**	**106**	**86-89**	**30**	**60**	**22**	**466**	**116.5**

2024-25 VS MAVERICKS

Oct. 29 at Minnesota
Dec. 25 at Dallas
Jan. 22 at Dallas

2023-24 SEASON

56-26 (.683)
in Northwest

PLAYOFFS

Defeated Phoenix, 4-0
Defeated Denver, 4-3
Lost to Dallas, 4-1

2023-24 REGULAR SEASON INDIVIDUAL BESTS

Points	39	Luka Dončić vs. MIN 12/14/23
Rebounds	14	Dwight Powell @ MIN 12/28/23
Assists	13	Luka Dončić vs. MIN 12/14/23

2023-24 REGULAR SEASON TIMBERWOLVES BESTS

Points	44	Anthony Edwards @ MIN 12/28/23
Rebounds	17	Rudy Gobert vs. MIN 1/7/24, Karl-Anthony Towns vs. MIN 12/14/23
Assists	11	Anthony Edwards vs. MIN 12/14/23

2023-24 REGULAR SEASON TEAM

Biggest Win	7	vs. MIN 1/7/24
Biggest Loss	34	@ MIN 1/31/24

DATE	SITE	W/L	SCORE	DATE	SITE	W/L	SCORE	DATE	SITE	W/L	SCORE	DATE	SITE	W/L	SCORE	DATE	SITE	W/L	SCORE

11/24/89	DAL	W	99-89	2/1/95	MIN	W	104-83	2/19/02	DAL	L	100-117	11/13/09	MIN	W	89-77	11/4/17	MIN	L	99-112
12/13/89	MIN	W	90-87	3/22/95	MIN	W	99-96	3/28/02	MIN	L	111-113	2/5/10	DAL	L	108-117	11/17/17	DAL	L	87-111
2/8/90	DAL	W	90-77	4/7/95	DAL	W	111-94	1/30/03	DAL	W	112-109	3/3/10	DAL	W	112-109	12/10/17	MIN	L	92-97
2/25/90	MIN	W	87-82	12/23/95	MIN	L	98-111	2/11/03	MIN	L	98-100	3/8/10	MIN	W	125-112	3/30/18	DAL	L	92-93
3/30/90	DAL	L	82-84	2/3/96	DAL	L	96-105	3/10/03	DAL	L	83-92	12/1/10	DAL	W	100-86	10/20/18	DAL	W	140-136
11/2/90	MIN	L	85-98	2/5/96	MIN	L	92-104	3/30/03	MIN	W	119-95	3/7/11	MIN	W	108-105	1/11/19	MIN	W	119-115
11/20/90	DAL	L	91-92*	3/22/96	DAL	L	84-110	11/29/03	DAL	W	92-88	3/24/11	DAL	W	104-96	4/3/19	DAL	L	108-110
1/2/91	MIN	L	95-115	11/14/96	MIN	L	90-100	12/18/03	MIN	L	109-114	1/1/12	MIN	L	82-99	12/4/19	DAL	W	121-114
2/26/91	MIN	L	94-100	1/30/97	DAL	L	82-92	1/3/04	DAL	W	119-112	1/25/12	DAL	L	90-105	2/24/20	DAL	W	139-123
4/17/91	DAL	W	102-100	2/27/97	DAL	L	105-107**	3/3/04	MIN	L	97-121	2/10/12	MIN	W	104-97	3/1/20	MIN	W	111-91
11/6/91	MIN	W	97-94	4/16/97	MIN	W	92-77	11/22/04	DAL	L	82-83	11/12/12	DAL	L	82-90	2/8/21	DAL	W	127-122
11/30/91	DAL	W	79-78	1/17/98	DAL	L	110-113*	12/7/04	MIN	W	97-87	12/15/12	MIN	L	106-114*	3/24/21	MIN	W	128-108
2/21/92	DAL	W	109-94	2/15/98	MIN	L	99-105*	3/13/05	MIN	W	102-93	1/14/13	DAL	W	113-98	5/16/21	MIN	L	121-136
2/26/92	MIN	L	105-106	3/3/98	MIN	W	110-99	3/15/05	DAL	L	91-100	3/10/13	MIN	W	100-77	12/19/21	MIN	L	105-111
4/3/92	DAL	L	95-104	3/23/98	DAL	W	91-87	12/18/05	DAL	W	102-95	11/8/13	MIN	L	108-116	12/21/21	DAL	W	114-102
11/10/92	MIN	L	104-118	3/30/99	MIN	L	78-98	1/4/06	MIN	L	78-91	11/30/13	DAL	L	106-112	3/21/22	DAL	W	110-108
12/10/92	DAL	L	88-111	4/5/99	MIN	L	93-100	1/7/06	DAL	W	83-79	12/30/13	MIN	W	100-98	3/25/22	MIN	L	95-116
1/2/93	MIN	L	71-103	4/15/99	DAL	W	101-95	11/27/06	DAL	W	93-87	3/19/14	DAL	L	122-123*	12/19/22	MIN	L	106-116
2/26/93	MIN	L	89-99	12/4/99	MIN	W	103-84	2/3/07	DAL	W	94-93	11/15/14	DAL	W	131-117	12/21/22	MIN	W	104-99
4/23/93	DAL	W	103-100	12/18/99	DAL	L	104-108	2/27/07	MIN	W	91-65	1/21/15	MIN	W	98-75	2/13/23	DAL	L	121-124
11/12/93	MIN	W	115-99	3/9/00	DAL	L	79-100	4/11/07	MIN	W	105-88	2/2/15	DAL	W	100-94	12/14/23	DAL	L	101-119
12/23/93	MIN	W	93-89	4/19/00	MIN	W	113-107	11/28/07	DAL	W	109-103	1/10/16	MIN	W	93-87	12/28/23	MIN	L	110-118
1/12/94	DAL	L	85-103	1/10/01	MIN	W	106-86	1/6/08	MIN	W	101-78	1/20/16	DAL	W	106-94*	1/7/24	DAL	W	115-108
2/2/94	MIN	W	92-88	3/15/01	DAL	W	103-83	2/24/08	MIN	W	99-83	2/28/16	DAL	W	128-101	1/31/24	MIN	L	87-121
2/8/94	DAL	W	108-105*	3/21/01	MIN	L	97-109	11/1/08	MIN	W	95-85	4/3/16	MIN	W	88-78	--	--	--	--
4/24/94	DAL	W	116-102	4/18/01	DAL	W	120-100	12/30/08	DAL	W	107-100	1/9/17	MIN	L	92-101	--	--	--	--
11/29/94	DAL	W	84-83	12/15/01	DAL	W	125-117	3/31/09	MIN	W	108-88	1/15/17	DAL	W	98-87	--	--	--	--
1/27/95	DAL	L	94-102	12/18/01	MIN	W	107-103	4/13/09	DAL	W	96-94	2/24/17	MIN	L	84-97	--	--	--	--

* overtime

SERIES INFORMATION & NOTES

Overall series 77-59
Home games vs. Timberwolves 41-27
Road games at Timberwolves 36-33
Current series streak Minnesota won last game
in Dallas Dallas won last game
in Minnesota Minnesota won last two

DALLAS
Last home win 115-108 (1/7/24)
Last road win 104-99 (12/21/22)
Largest margin of victory 27 (128-101, 2/28/16)
High point total 140 (10/20/18)
Low point total 71 (1/2/93)

MINNESOTA
Last home win 121-87 (1/31/24)
Last road win 119-101 (12/14/23)
Largest margin of victory 34 (121-87, 1/31/24)
High point total 136 (twice)
Low point total 65 (2/27/07)

Series scoring record vs. Minnesota
Luka ć (39 on 12/14/23)

Series scoring record vs. Dallas
Anthony Edwards (44 on 12/28/23)

Minnesota claimed the 2023-24 season series, 3-1, after beating Dallas twice in Minnesota and once in Dallas…Naz Reid converted a career-high seven 3-pointers, shooting 7-11 3FG in a 119-101 win (12/14/23) while Luka Dončić set a franchise-high 39 points vs. the Minnesota franchise in the same game...Anthony Edwards recorded a franchise-high record points against Dallas with 44 points in a 118-110 win (12/28/23)...Dončić posted team highs of 25 points, 9 rebounds and 10 assists at Minnesota (12/21/22), leading the Mavericks in points, rebounds and assists for the 100th time in his career (including ties)...Dončić, who reached the milestone his 293rd game, became the fastest player in NBA history to 100 career games leading his team in points/rebounds/assists (previous: Nikola Jokić, 510 games)...Dallas had six players score 15+ points in the team's 110-108 win over Minnesota on 3/21/22 (Dwight Powell, 22; Spencer Dinwiddie, 20; Reggie Bullock, 18; Dorian Finney-Smith, 15; Jalen Brunson, 15; Dončić, 15), marking the first time since 4/23/89 at Denver that the Mavericks accomplished the feat...Dončić had three go-ahead field goals in the final 1:28 of the Mavericks' 119-115 win at Minnesota (1/11/19), becoming the first rookie with three go-ahead baskets in the final 2 minutes of regulation since Vince Carter (4/1/99 vs. IND)...Dallas defeated Minnesota 140-136 in its 2018-19 home opener (10/20/18), a game that saw both teams post their highest point totals in the history of the all-time series...Dallas recorded its largest series win over Minnesota (27, 128-101) on 2/28/16...Tyson Chandler set a franchise record for the most rebounds in a period when he pulled down 14 of his game-high 18 rebounds in the third quarter vs. Minnesota (12/1/10)...Rick Carlisle recorded his 400th win as a head coach against Minnesota (12/1/10)...it also marked the 300th win by Dallas at American Airlines Center.

NEW ORLEANS PR STAFF

Sr. VP of Communications & Broadcasting
Greg Bensel (greg.bensel@pelicans.com)

Executive Director of Basketball Communications
Matt Ryan (matt.ryan@pelicans.com)

Senior Manager, Basketball Communications & Broadcast
Chris Trahant (chris.trahant@pelicans.com)

Basketball Communications Coordinator
Henry Valier (henry.valier@pelicans.com)

Corporate Communications Manager
Sam Shannon (sam.shannon@pelicans.com)

2023-24 SEASON SERIES RESULTS

11/12/23 @ New Orleans	Dallas, 136-124
11/14/23 @ New Orleans	New Orleans, 131-110
1/13/24 vs. Dallas	New Orleans, 118-108
1/15/24 vs. Dallas	Dallas, 125-120

2023-24 REGULAR SEASON VS. PELICANS

DATE	SITE	TIME/RESULT
11/12/23	New Orleans	W, 136-124
11/14/23	New Orleans	L, 110-131
1/13/24	Dallas	L, 108-118
1/15/24	Dallas	W, 125-120

2022-23 REGULAR SEASON VS. PELICANS

DATE	SITE	RESULT
10/25/22	New Orleans	L, 111-113
1/7/23	Dallas	W, 127-117
2/2/23	Dallas	W, 111-106
3/8/23	New Orleans	L, 106-113

SERIES HISTORY VS. PELICANS

	ALL-TIME	STREAKS	LAST WIN	LAST LOSS
Overall	54-28	Won 1	1/15/24	1/13/24
Home	33-8	Won 1	1/15/24	1/13/24
Road	21-20	Lost 1	11/12/23	11/14/23

2023-24 DALLAS STATISTICS VS. NEW ORLEANS

PLAYER	GP-GS	MIN	FG-ATT	FG%	3FG-ATT	3FG%	FT-FTA	FT%	OFF	DEF	TOT/AVG	AST	PF-D	STL	TO	BLK	PTS	AVG
K. Irving	4-4	136.5	44-88	.500	18-40	.450	21-25	.840	2	18	20/5.0	26	5-19	1	6	2	127	31.8
T. Hardaway Jr.	4-2	129.5	28-65	.431	18-42	.429	23-24	.958	0	15	15/3.8	5	6-15	1	5	0	97	24.3
L. Dončić	2-2	54.2	16-34	.471	7-14	.500	7-10	.700	1	5	6/3.0	11	0-7	1	10	0	46	23.0
D. Jones Jr.	3-3	68.0	12-20	.600	6-14	.429	8-9	.889	2	6	8/2.7	5	5-6	0	3	1	38	12.7
J. Green	4-2	117.6	13-30	.433	7-17	.412	4-8	.500	4	13	17/4.3	14	9-7	2	7	0	37	9.3
J. Hardy	4-0	63.8	12-33	.364	4-16	.250	1-1	1.000	2	8	10/2.5	7	7-3	1	3	0	29	7.3
D. Lively II	3-3	73.6	7-9	.778	0-1	.000	6-8	.750	11	12	23/7.7	3	11-6	1	3	2	20	6.7
D. Powell	4-1	78.5	7-11	.636	0-0	.000	3-4	.750	14	16	30/7.5	13	15-10	4	2	3	17	4.3
G. Williams	4-2	90.8	6-19	.316	4-12	.333	1-2	.500	2	5	7/1.8	9	11-5	4	4	4	17	4.3
D. Exum	2-0	25.3	7-12	.583	0-2	.000	1-1	1.000	1	1	2/1.0	3	4-2	1	1	1	15	7.5
O. Prosper	2-0	15.1	3-6	.500	1-4	.250	3-4	.750	1	2	3/1.5	0	2-2	0	0	0	10	5.0
R. Holmes	2-0	15.8	4-7	.571	0-0	.000	0-0	.000	3	5	8/4.0	0	3-1	0	1	0	8	4.0
S. Curry	4-0	37.6	1-11	.091	1-8	.125	3-3	1.000	1	3	4/1.0	2	5-3	4	1	0	6	1.5
M. Kleber	2-1	30.3	2-6	.333	0-4	.000	2-2	1.000	1	6	7/3.5	2	5-1	1	2	2	6	3.0
A. Lawson	2-0	19.7	2-6	.333	1-3	.333	1-1	1.000	1	1	2/1.0	1	1-1	0	1	1	6	3.0
M. Morris	1-0	3.8	0-2	.000	0-2	.000	0-0	.000	0	1	1/1.0	0	0-0	0	0	0	0	0.0
TEAM	**47-20**	**960.0**	**164-359**	**.457**	**67-179**	**.374**	**84-102**	**.824**	**46**	**117**	**163/40.8**	**101**	**89-88**	**21**	**49**	**16**	**479**	**119.8**

2023-24 NEW ORLEANS STATISTICS VS. DALLAS

PLAYER	GP-GS	MIN	FG-ATT	FG%	3FG-ATT	3FG%	FT-FTA	FT%	OFF	DEF	TOT/AVG	AST	PF-D	STL	TO	BLK	PTS	AVG
J. Hawkins	4-2	117.7	25-53	.472	14-35	.400	14-16	.875	5	9	14/3.5	9	10-8	3	5	0	78	19.5
Z. Williamson	3-3	86.2	27-43	.628	0-0	.000	13-26	.500	4	6	10/3.3	12	8-19	4	11	0	67	22.3
B. Ingram	3-3	98.9	23-51	.451	2-12	.167	9-14	.643	1	18	19/6.3	17	5-9	3	4	0	57	19.0
H. Jones	3-3	91.5	15-26	.577	4-8	.500	10-13	.769	4	8	12/4.0	10	12-11	5	3	4	44	14.7
J. Valanciunas	4-4	90.3	15-27	.556	3-7	.429	8-11	.727	11	20	31/7.8	16	9-7	1	3	8	41	10.3
D. Daniels	4-3	116.7	16-31	.516	5-13	.385	2-2	1.000	7	13	20/5.0	19	12-1	3	6	0	39	9.8
N. Marshall	4-1	74.2	12-25	.480	4-9	.444	9-10	.900	4	9	13/3.3	5	12-8	2	6	2	37	9.3
L. Nance Jr.	3-0	53.5	9-17	.529	1-5	.200	9-9	1.000	3	10	13/4.3	5	2-8	5	2	0	28	9.3
C. McCollum	1-1	29.0	9-17	.529	3-7	.429	2-2	1.000	0	6	6/6.0	4	5-1	1	0	0	23	23.0
M. Ryan	2-0	47.1	7-14	.500	6-11	.545	0-0	.000	3	5	8/4.0	2	3-2	1	0	0	20	10.0
J. Robinson-Earl	3-0	61.0	6-13	.462	4-7	.571	0-0	.000	2	10	12/4.0	3	5-0	4	5	0	16	5.3
J. Alvarado	1-0	26.3	5-12	.417	3-8	.375	1-2	.500	0	2	2/2.0	4	2-2	1	0	0	14	14.0
T. Murphy III	1-0	22.5	2-5	.400	1-4	.250	9-12	.750	0	3	3/3.0	0	0-6	1	0	0	14	14.0
K. Lewis Jr.	3-0	16.8	3-8	.375	0-1	.000	3-3	1.000	1	2	3/1.0	4	0-2	0	2	0	9	3.0
D. Seabron	2-0	10.1	1-1	1.000	0-0	.000	1-2	.500	0	3	3/1.5	2	2-1	1	0	1	3	1.5
C. Zeller	2-0	18.2	1-3	.333	0-0	.000	1-4	.250	2	6	8/4.0	2	1-4	0	2	0	3	1.5
TEAM	**43-20**	**959.9**	**176-346**	**.509**	**50-127**	**.394**	**91-126**	**.722**	**47**	**130**	**177/44.3**	**114**	**88-89**	**35**	**49**	**15**	**493**	**123.3**

2024-25 VS MAVERICKS

Nov. 19 at Dallas
Jan. 15 at New Orleans
Jan. 29 at New Orleans
Feb. 21 at Dallas

2023-24 SEASON

49-33 (.598)
in Southwest

PLAYOFFS

Lost to Oklahoma City, 4-0

2023-24 REGULAR SEASON INDIVIDUAL BESTS

Points	42	Kyrie Irving vs. NOP 1/15/24
Rebounds	12	Dereck Lively II vs. NOP 1/15/24
Assists	9	Luka Dončić @ NOP 11/12/23

2023-24 REGULAR SEASON PELICANS BESTS

Points	34	Jordan Hawkins vs. NOP 1/13/24
Rebounds	12	Jonas Valanciunas vs. NOP 1/13/24
Assists	7	Jonas Valanciunas vs. NOP 1/13/24, Dyson Daniels vs. NOP 1/13/24, Brandon Ingram @ NOP 11/14/23

2023-24 REGULAR SEASON TEAM

Biggest Win	12	@ NOP 11/12/23
Biggest Loss	21	@ NOP 11/14/23

DATE	SITE	W/L	SCORE	DATE	SITE	W/L	SCORE	DATE	SITE	W/L	SCORE	DATE	SITE	W/L	SCORE	DATE	SITE	W/L	SCORE
12/26/02	NOH	W	83-81	12/14/07	DAL	W	89-80	3/2/12	NOH	L	92-97	11/27/16	DAL	W	91-81	3/27/21	NOP	L	103-112

4/1/03	DAL	W	95-86	2/20/08	NOH	L	93-104	1/5/13	DAL	L	96-99*	12/26/16	NOP	L	104-111	5/12/21	DAL	W	125-107
11/11/03	DAL	W	125-97	4/16/08	DAL	W	111-98	2/22/13	NOH	W	104-100	2/25/17	DAL	W	96-83	11/8/21	DAL	W	108-92
2/4/04	NOH	W	113-104	1/14/09	DAL	L	97-104	4/14/13	NOH	W	107-89	3/29/17	NOP	L	118-121	12/1/21	NOP	W	139-107
11/3/04	NOH	W	106-91	3/5/09	NOH	L	88-104	4/17/13	DAL	W	99-87	11/3/17	DAL	L	94-99	12/3/21	DAL	L	91-107
2/2/05	NOH	W	90-82	4/10/09	DAL	W	100-92	12/4/13	NOP	W	100-97	12/29/17	NOP	W	128-120	2/17/22	NOP	W	125-118
2/28/05	DAL	W	90-86	4/12/09	NOH	L	92-102	1/10/14	NOP	W	107-90	3/4/18	DAL	L	109-126	10/25/22	NOP	L	111-113
3/21/05	DAL	W	103-86	11/4/09	NOH	L	107-114*	1/11/14	DAL	W	110-107	3/20/18	NOP	L	105-115	1/7/23	DAL	W	127-117
11/12/05	NOK	W	109-103	12/14/09	DAL	W	94-90	2/26/14	DAL	W	108-89	12/5/18	NOP	L	106-132	2/2/23	DAL	W	111-106
12/3/05	DAL	W	97-88	2/28/10	DAL	W	108-100	11/1/14	NOP	W	109-104	12/26/18	DAL	W	122-119	3/8/23	NOP	L	106-113
12/31/05	NOK	W	95-90	3/22/10	NOH	L	99-115	12/10/14	DAL	W	112-107	12/28/18	NOP	L	112-114	11/12/23	NOP	W	136-124
4/8/06	DAL	W	101-77	11/15/10	DAL	W	98-95	1/25/15	NOP	L	106-109	3/18/19	DAL	L	125-129*	11/14/23	NOP	L	110-131
11/25/06	DAL	W	85-73	11/17/10	NOH	L	97-99	3/2/15	DAL	W	102-93	10/25/19	NOP	W	123-116	1/13/24	DAL	L	108-118
12/16/06	NOK	W	90-79	3/9/11	NOH	L	92-93	11/7/15	DAL	W	93-87	12/3/19	NOP	W	118-97	1/15/24	DAL	W	125-120
12/30/06	DAL	W	94-80	4/13/11	DAL	W	121-89	11/10/15	NOP	L	105-120	12/7/19	DAL	W	130-84	--	--	--	--
3/27/07	NOK	W	105-89	1/7/12	DAL	W	96-81	1/2/16	DAL	L	98-105	3/4/20	DAL	W	127-123*	--	--	--	--
12/1/07	NOH	L	108-112*	1/21/12	NOH	W	83-81	1/6/16	NOP	W	100-91	2/12/21	DAL	W	143-130	--	--	--	--

* overtime

SERIES INFORMATION & NOTES

Overall series 54-28
Home games vs. Pelicans 33-8
Road games at Pelicans 21-20
Current series streak Dallas won last game
in Dallas Dallas won last game
in New Orleans New Orleans won last game

DALLAS
Last home win 125-120 (1/15/24)
Last road win 136-124 (11/12/23)
Largest margin of victory 46 (130-84, 12/7/19)
High point total 143 (2/12/21)
Low point total 83 (twice)

NEW ORLEANS
Last home win 131-110 (11/14/23)
Last road win 118-108 (1/13/24)
Largest margin of victory 26 (132-106, 12/5/18)
High point total 132 (12/5/18)
Low point total 73 (11/25/06)

Series scoring record vs. New Orleans
Luka ć (49 on 2/17/22)

Series scoring record vs. Dallas
Anthony Davis (48 on 12/28/18)

Dallas split the 2023-24 series with New Orleans, 2-2...the Mavericks are 33-8 all-time at home against the Pelicans (compared to 21-20 on the road)...in a 125-120 win over the Pelicans (1/15/24), Kyrie Irving (42) and Tim Hardaway Jr. (41) combined for 83 points, marking the 20th time in NBA history two teammates have recorded at least 40 points in the same game and second time in franchise history (Luka Dončić, 42; Irving, 40; 3/2/23 vs. PHI)...Jordan Hawkins notched 34 points vs. Dallas in a 118-108 win (1/13/24), the most points scored against Dallas by a rookie since Alec Peters in 2018 (36 vs. NOP, 4/10/18) and tied for eighth-most all time...the Mavericks shot a franchise-record 68.7% (57-83 FG) from the field en route to a 139-107 win at New Orleans (12/1/21), marking the best shooting game by any team since the turn of the century...Luka Dončić scored a series-best 49 points to go along with 15 rebounds and 8 assists in the Mavericks' 125-118 win at New Orleans (2/17/22), becoming the sixth player in NBA history to post 49 points, 15 boards and 8 assists in a game (Elgin Baylor, 3 times; Wilt Chamberlain, twice; Russell Westbrook, twice; Kareem Abdul-Jabbar, James Harden)...the Mavericks connected a franchise-high 25 3-pointers (25-45 3FG) in their 143-130 win over New Orleans (2/12/21)…Dončić (46) and Kristaps Porzingis (36) combined for 82 points in the win (2/12/21), outdueling New Orleans' Zion Williamson (36) and Brandon Ingram (30), who combined for 66…Dončić recorded 30 points, 17 boards and 10 assists in a 127-123 overtime win over the Pelicans (3/4/20) en route to becoming the youngest player in NBA history to record a 30-15-10 game...the Mavericks defeated the Pelicans by a series-best 46 points in their 130-84 win on 12/7/19...as a rookie, Dončić went 7-of-10 (.700) from beyond the arc at New Orleans (12/28/18), becoming the youngest player in NBA history (19 years, 303 days) to hit seven 3-pointers in a game...Dirk Nowitzki passed Wilt Chamberlain (31,419) to reclaim the No. 6 spot on the NBA's all-time scoring list with a 20-foot jumper over Kenrich Williams at the 8:35 mark of the first quarter against New Orleans on 3/18/19 (the basket gave him 31,420 career points)...Nowitzki became the 17th member of the 25,000-point club at New Orleans (4/14/13) with an 18-foot fadeaway jumper over Robin Lopez at the 6:44 mark of the second quarter (the basket gave him 25,001 career points)...Anthony Davis tallied a New Orleans series-high 48 points to go along with 17 rebounds in the Pelicans' 114-112 win over Dallas (12/28/18)...New Orleans recorded its highest point total (132) and largest margin of victory (26, 132-106) against Dallas on 12/5/18...the Mavericks set a franchise record with 17 blocked shots at New Orleans (2/22/13)...Bernard James recorded a career-high seven blocks at New Orleans (2/22/13), setting a Mavericks rookie record...the Mavericks won the first 16 meetings between the two franchises.

NEW YORK PR STAFF

Senior Vice President, Communications
Jeremy Watkins (jeremy.watkins@msgsports.com)

Senior Director, Communications
Derek Lapinski (derek.lapinski@msgsports.com)

Director, Communications
Mallory Kwitter (mallory.kwitter@msgsports.com)

Senior Manager, Communications
Qadeer Morgan (Qadeer.Morgan@msgsports.com)

Specialist, Communications
Brittany Stamoulis (brittany.stamoulis@msgsports.com)

2023-24 SEASON SERIES RESULTS

1/11/24 vs. Dallas	Dallas, 128-124
2/8/24 @ New York	Dallas, 122-108

2023-24 REGULAR SEASON VS. KNICKS

DATE	SITE	TIME/RESULT
1/11/24	Dallas	W, 128-124
2/8/24	New York	W, 122-108

2022-23 REGULAR SEASON VS. KNICKS

DATE	SITE	RESULT
12/3/22	New York	W, 121-100
12/27/22	Dallas	W, 126-121 (OT)

SERIES HISTORY VS. KNICKS

	ALL-TIME	STREAKS	LAST WIN	LAST LOSS
Overall	46-40	Won 4	2/8/24	3/9/22
Home	25-18	Won 2	1/11/24	3/9/22
Road	21-22	Won 2	2/8/24	1/12/22

2023-24 DALLAS STATISTICS VS. NEW YORK

PLAYER	GP-GS	MIN	FG-ATT	FG%	3FG-ATT	3FG%	FT-FTA	FT%	OFF	DEF	TOT/AVG	AST	PF-D	STL	TO	BLK	PTS	AVG
K. Irving	2-2	76.0	22-43	.512	8-16	.500	8-9	.889	0	9	9/4.5	16	6-4	2	7	0	60	30.0
T. Hardaway Jr.	2-1	68.4	17-34	.500	11-23	.478	6-7	.857	2	6	8/4.0	6	3-6	2	2	0	51	25.5
L. Dončić	1-1	40.2	13-24	.542	7-14	.500	6-7	.857	0	8	8/8.0	11	1-6	4	3	1	39	39.0
J. Green	2-2	66.7	13-21	.619	4-9	.444	3-5	.600	1	7	8/4.0	6	4-5	2	0	1	33	16.5
D. Jones Jr.	2-2	65.5	9-17	.529	2-8	.250	7-9	.778	2	7	9/4.5	4	3-7	0	1	1	27	13.5
J. Hardy	2-0	36.3	4-13	.308	0-3	.000	4-5	.800	0	8	8/4.0	5	2-4	1	1	0	12	6.0
G. Williams	1-0	26.9	3-7	.429	2-6	.333	3-3	1.000	3	3	6/6.0	3	3-4	0	1	1	11	11.0
D. Powell	2-1	48.7	4-5	.800	0-0	.000	1-2	.500	8	7	15/7.5	3	9-4	1	1	0	9	4.5
M. Morris	2-0	10.3	1-3	.333	1-2	.500	2-2	1.000	0	2	2/1.0	0	0-2	0	0	0	5	2.5
M. Kleber	1-1	27.5	1-2	.500	0-1	.000	0-2	.000	1	3	4/4.0	3	1-1	1	1	4	2	2.0
B. Williams	1-0	1.3	0-0	.000	0-0	.000	1-2	.500	0	0	0/0.0	0	0-1	0	0	0	1	1.0
S. Curry	1-0	9.8	0-1	.000	0-1	.000	0-0	.000	0	1	1/1.0	0	0-0	0	1	0	0	0.0
A. Lawson	1-0	1.3	0-0	.000	0-0	.000	0-0	.000	0	0	0/0.0	0	0-0	0	0	0	0	0.0
O. Prosper	1-0	1.3	0-0	.000	0-0	.000	0-0	.000	0	0	0/0.0	0	0-0	0	0	0	0	0.0
TEAM	**21-10**	**479.9**	**87-170**	**.512**	**35-83**	**.422**	**41-53**	**.774**	**17**	**61**	**78/39.0**	**57**	**32-44**	**13**	**18**	**8**	**250**	**125.0**

2023-24 NEW YORK STATISTICS VS. DALLAS

PLAYER	GP-GS	MIN	FG-ATT	FG%	3FG-ATT	3FG%	FT-FTA	FT%	OFF	DEF	TOT/AVG	AST	PF-D	STL	TO	BLK	PTS	AVG
D. DiVincenzo	2-2	72.9	20-39	.513	12-22	.545	3-4	.750	1	5	6/3.0	6	4-4	2	6	0	55	27.5
J. Randle	1-1	37.3	12-23	.522	2-7	.286	6-7	.857	1	5	6/6.0	5	3-5	2	4	0	32	32.0
J. Brunson	1-1	39.0	10-22	.455	2-6	.333	8-9	.889	0	2	2/2.0	8	3-7	1	4	0	30	30.0
J. Hart	2-1	62.3	9-26	.346	3-11	.273	6-7	.857	4	10	14/7.0	14	6-6	1	3	0	27	13.5
M. McBride	2-1	54.2	11-27	.407	3-14	.214	1-1	1.000	5	3	8/4.0	6	3-3	2	2	0	26	13.0
P. Achiuwa	2-1	57.2	9-12	.750	1-2	.500	1-2	.500	4	18	22/11.0	3	9-1	1	5	1	20	10.0
I. Hartenstein	2-2	47.6	6-8	.750	0-0	.000	6-6	1.000	7	12	19/9.5	5	6-4	3	2	0	18	9.0
O. Anunoby	1-1	38.7	4-10	.400	1-6	.167	1-1	1.000	1	5	6/6.0	2	1-1	0	1	2	10	10.0
Q. Grimes	1-0	15.0	3-6	.500	3-6	.500	0-2	.000	0	0	0/0.0	3	1-1	0	0	0	9	9.0
C. Brown Jr.	1-0	22.2	1-5	.200	1-3	.333	0-0	.000	1	1	2/2.0	0	4-0	0	0	1	3	3.0
J. Toppin	1-0	11.5	1-2	.500	0-1	.000	0-0	.000	1	1	2/2.0	1	0-0	0	0	0	2	2.0
T. Gibson	1-0	22.3	0-3	.000	0-1	.000	0-0	.000	2	2	4/4.0	1	4-0	0	1	0	0	0.0
TEAM	**17-10**	**480.0**	**86-183**	**.470**	**28-79**	**.354**	**32-39**	**.821**	**27**	**64**	**91/45.5**	**54**	**44-32**	**12**	**28**	**4**	**232**	**116.0**

2024-25 VS MAVERICKS

Nov. 27 at Dallas
Mar. 25 at New York

2023-24 SEASON

50-32 (.610)
in Atlantic

PLAYOFFS

Defeated Philadelphia, 4-2
Lost to Indiana, 4-3

2023-24 REGULAR SEASON INDIVIDUAL BESTS

Points	44	Kyrie Irving vs. NYK 1/11/24
Rebounds	9	Dwight Powell vs. NYK 1/11/24
Assists	11	Luka Dončić @ NYK 2/8/24

2023-24 REGULAR SEASON KNICKS BESTS

Points	36	Donte DiVincenzo @ NYK 2/8/24
Rebounds	16	Precious Achiuwa @ NYK 2/8/24
Assists	12	Josh Hart @ NYK 2/8/24

2023-24 REGULAR SEASON TEAM

Biggest Win	14	@ NYK 2/8/24

** No Biggest Loss **

DATE	SITE	W/L	SCORE	DATE	SITE	W/L	SCORE	DATE	SITE	W/L	SCORE	DATE	SITE	W/L	SCORE	DATE	SITE	W/L	SCORE
12/30/80	NYK	L	98-100	1/19/90	DAL	W	117-103	11/29/99	NYK	L	82-107	11/16/08	NYK	W	124-114*	1/7/18	DAL	L	96-100
1/16/81	DAL	W	118-100	2/27/90	NYK	L	87-110	12/16/99	DAL	L	93-100	1/8/09	DAL	W	99-94	3/13/18	NYK	W	110-97
11/6/81	DAL	L	95-104	11/6/90	NYK	W	96-91	12/6/00	DAL	W	94-85	1/24/10	NYK	W	128-78	11/2/18	DAL	L	106-118
2/16/82	NYK	W	112-110	3/22/91	DAL	W	104-102*	2/7/01	NYK	L	93-96**	3/13/10	DAL	L	94-128	1/30/19	NYK	W	114-90
2/4/83	DAL	L	101-120	11/20/91	DAL	L	89-92	1/3/02	NYK	L	101-108*	2/2/11	NYK	W	113-97	11/8/19	DAL	L	102-106
2/22/83	NYK	L	106-108	3/3/92	NYK	L	83-102	1/10/02	DAL	W	111-89	3/10/11	DAL	W	127-109	11/14/19	NYK	L	103-106
2/1/84	DAL	L	98-105	1/15/93	DAL	L	93-107	12/28/02	DAL	W	107-82	2/19/12	NYK	L	97-104	4/2/21	NYK	W	99-86
3/27/84	NYK	L	88-97	2/16/93	NYK	L	87-117	1/24/03	NYK	W	101-90	3/6/12	DAL	W	95-85	4/16/21	DAL	L	109-117
11/6/84	DAL	W	107-104	11/16/93	DAL	L	90-103	1/12/04	NYK	W	127-121*	11/9/12	NYK	L	94-104	1/12/22	NYK	L	85-108
12/6/84	NYK	W	112-83	12/20/93	NYK	L	92-101	2/10/04	DAL	W	105-90	11/21/12	DAL	W	114-111	3/9/22	DAL	L	77-107
1/15/86	DAL	L	112-116	1/20/95	DAL	L	93-106	11/19/04	DAL	W	103-101	1/5/14	DAL	L	80-92	12/3/22	NYK	W	121-100
3/27/86	NYK	W	110-105	3/31/95	NYK	L	90-101	12/21/04	NYK	W	123-94	2/24/14	NYK	W	110-108	12/27/22	DAL	W	126-121*
1/13/87	NYK	W	108-103	12/5/95	NYK	L	87-92	1/11/06	NYK	L	115-117*	11/26/14	DAL	W	109-102*	1/11/24	DAL	W	128-124
1/21/87	DAL	W	113-93	3/24/96	DAL	L	79-85	2/13/06	DAL	W	100-72	12/16/14	NYK	W	107-87	2/8/24	NYK	W	122-108

3/22/88	DAL	W	124-105	1/7/97	NYK	L	72-102	3/20/07	NYK	W	92-77	12/7/15	NYK	W	104-97	--	--	--	--
3/28/88	NYK	L	106-114	3/11/97	DAL	W	91-83	3/30/07	DAL	W	105-103	3/30/16	DAL	W	91-89	--	--	--	--
12/2/88	DAL	L	101-104	12/4/97	DAL	W	105-91	12/10/07	NYK	W	99-89	11/14/16	NYK	L	77-93	--	--	--	--
3/30/89	NYK	L	98-99	12/22/97	NYK	L	67-79	3/10/08	DAL	W	108-79	1/25/17	DAL	W	103-95	--	--	--	--

* overtime

SERIES INFORMATION & NOTES

Overall series 44-40
Home games vs. Knicks 24-18
Road games at Knicks 20-22
Current series streak Dallas won last two
in Dallas Dallas won last game
in New York Dallas won last game

DALLAS
Last home win 126-121 (12/27/22)
Last road win 121-100 (12/3/22)
Largest margin of victory 50 (128-78, 1/24/10)
High point total 128 (1/24/10)
Low point total 67 (12/22/97)

NEW YORK
Last home win 108-85 (1/12/22)
Last road win 107-77 (3/9/22)
Largest margin of victory 34 (128-94, 3/13/10)
High point total 128 (3/13/10)
Low point total 72 (2/13/06)

Series scoring record vs. New York
Luka ć (60 on 12/27/22)

Series scoring record vs. Dallas
Bernard King (50 on 2/1/84)

The Mavericks swept the 2023-24 season series, 2-0, which makes two seasons in a row that Dallas has swept the Knicks...in the first meeting between the two teams, Kyrie Irving recorded a then-Mavs-high 44 points (12-26 FG, 6-10 3FG, 8-9 FT) and 10 assists to become the second player in Mavs history to record at least 40 points and 10 assists in a game (Dončić)...Luka Dončić delivered one of the greatest performances in NBA history when he poured in a career-high 60 points, including 25 in the fourth quarter and overtime (and the game-tying FG off an intentionally missed FT with 1.0 second left in regulation), to go along with a career-high 21 rebounds and 10 assists in Dallas' 126-121 win vs. New York (12/27/22)...Dončić became the first player in NBA history to record a 60-point, 20-rebound triple-double, and his 60 points set a new franchise record (previous: 53, Dirk Nowitzki, vs. HOU 12/2/04, OT)...the Mavericks trailed by nine (112-103) with 33.9 seconds left in the fourth quarter, but outscored New York in the final 27 seconds of regulation to force overtime...according to ESPN Stats & Info, NBA teams were 0-13,884 over the previous 20 seasons when trailing by at least nine with 35-or-fewer seconds remaining prior to the Mavericks' thrilling come-from-behind win on 12/27/22...Dončić averaged 45.0 points (.615 FG%, .400 3FG%, .769 FT%), 14.5 rebounds and 8.5 assists in the Mavericks' two wins against the Knicks in 2022-23...the road team has now won nine of the last 12 meetings...Dallas native Julius Randle scored a game-high 44 points in a 117-109 win for the Knicks (4/16/21), tying the second-highest individual scoring effort by a Knick in the all-time series (Carmelo Anthony, 44, NYK vs. DAL 2/24/14; Bernard King, 50, NYK at DAL 2/1/84)...Dončić tallied 33 points, 10 rebounds and 11 assists at New York (11/14/19), becoming the youngest player in NBA history (20 years, 259 days) to record a 30-point triple-double at the new Madison Square Garden and the second-youngest to post a triple-double of any kind at MSG (Magic Johnson, 20 years, 175 days)…it was Dončić's second 30-point triple-double against the Knicks in a span of one week (38 points, 14 rebounds and 10 assists vs. NYK 11/8/19)...Dallas won 24-of-29 meetings from January 2002 to March 2016...in 2009-10, both teams recorded their largest margin of victory against one another – the Mavericks recorded a 50-point win (128-70) at New York (1/24/10) and the Knicks recorded a 34-point victory (128-94) at Dallas (3/13/10)...the Mavericks' win on 1/24/03 ended a 10-game losing streak at MSG.

OKLAHOMA CITY PR STAFF

Vice President of Basketball Communications & Engagement
Matt Tumbleson (mtumbleson@okcthunder.com)

Senior Basketball Communications Lead
John Read (jread@okcthunder.com)

Senior Basketball Communications Lead
Laila Wani (lwani@okcthunder.com)

Basketball Communications Coordinator
Cole Terlip (cterlip@okcthunder.com)

2023-24 SEASON SERIES RESULTS

12/2/23 vs. Dallas	Oklahoma City, 126-120
2/10/24 vs. Dallas	Dallas, 146-111
3/14/24 @ Oklahoma City	Oklahoma City, 126-119
4/14/24 @ Oklahoma City	Oklahoma City, 135-86

2023-24 REGULAR SEASON VS. THUNDER

DATE	SITE	TIME/RESULT
12/2/23	Dallas	L, 120-126
2/10/24	Dallas	W, 146-111
3/14/24	Oklahoma City	L, 119-126
4/14/24	Oklahoma City	L, 86-135

2022-23 REGULAR SEASON VS. THUNDER

DATE	SITE	RESULT
10/29/22	Dallas	L, 111-117 (OT)
12/12/22	Dallas	W, 121-114
1/8/23	Oklahoma City	L, 109-120

SERIES HISTORY VS. THUNDER

	ALL-TIME	STREAKS	LAST WIN	LAST LOSS
Overall	84-90	Lost 2	2/10/24	4/14/24
Home	48-37	Won 1	2/10/24	12/2/23
Road	36-53	Lost 3	1/2/22	4/14/24

2023-24 DALLAS STATISTICS VS. OKLAHOMA CITY

PLAYER	GP-GS	MIN	FG-ATT	FG%	3FG-ATT	3FG%	FT-FTA	FT%	OFF	DEF	TOT/AVG	AST	PF-D	STL	TO	BLK	PTS	AVG
L. Dončić	2-2	77.3	20-36	.556	9-21	.429	19-27	.704	2	21	23/11.5	27	5-17	2	10	2	68	34.0
K. Irving	2-2	71.4	23-37	.622	6-14	.429	9-10	.900	2	8	10/5.0	20	3-11	3	5	0	61	30.5
D. Jones Jr.	3-3	88.0	15-25	.600	9-16	.563	3-4	.750	2	7	9/3.0	2	10-2	3	7	1	42	14.0
D. Gafford	2-1	43.0	15-22	.682	0-0	.000	8-9	.889	10	14	24/12.0	1	5-6	0	2	2	38	19.0
T. Hardaway Jr.	3-1	75.5	13-31	.419	8-21	.381	2-2	1.000	1	10	11/3.7	7	6-1	4	3	0	36	12.0
J. Hardy	4-1	70.9	14-35	.400	4-11	.364	3-5	.600	0	8	8/2.0	11	12-6	4	9	0	35	8.8
A. Lawson	3-0	48.1	11-27	.407	4-14	.286	3-4	.750	2	5	7/2.3	4	4-2	0	1	1	29	9.7
D. Lively II	2-1	53.3	11-12	.917	0-0	.000	2-5	.400	7	11	18/9.0	0	4-4	1	2	7	24	12.0
B. Williams	2-0	35.5	8-23	.348	1-6	.167	5-6	.833	2	5	7/3.5	5	1-4	0	4	0	22	11.0
P. Washington	2-1	60.0	7-21	.333	1-11	.091	5-10	.500	1	9	10/5.0	2	7-6	1	4	0	20	10.0
O. Prosper	3-1	57.1	6-18	.333	2-8	.250	5-7	.714	4	7	11/3.7	2	4-6	0	2	0	19	6.3
M. Kleber	2-1	45.7	4-8	.500	2-5	.400	5-6	.833	3	11	14/7.0	4	1-4	2	0	2	15	7.5
S. Curry	1-1	36.3	4-15	.267	4-9	.444	0-0	.000	3	2	5/5.0	3	2-3	1	0	1	12	12.0
J. Green	3-2	62.8	4-14	.286	0-6	.000	4-4	1.000	1	4	5/1.7	5	3-5	2	3	0	12	4.0
A. Fudge	1-0	18.9	5-9	.556	1-3	.333	0-0	.000	2	0	2/2.0	0	1-0	3	0	0	11	11.0
M. Morris	1-0	23.7	2-7	.286	2-4	.500	2-2	1.000	0	5	5/5.0	3	0-1	0	2	1	8	8.0
D. Exum	1-1	21.6	2-8	.250	1-2	.500	2-2	1.000	0	0	0/0.0	2	3-4	0	4	0	7	7.0
D. Powell	3-1	36.6	2-3	.667	0-1	.000	2-2	1.000	4	5	9/3.0	1	5-2	1	2	2	6	2.0
G. Williams	1-1	26.6	1-6	.167	0-4	.000	3-4	.750	1	0	1/1.0	1	3-3	0	0	0	5	5.0
R. Holmes	1-0	4.8	0-0	.000	0-0	.000	1-2	.500	0	1	1/1.0	0	0-1	0	0	0	1	1.0
D. Dennis	1-0	2.8	0-2	.000	0-2	.000	0-0	.000	1	1	2/2.0	0	0-0	0	0	0	0	0.0
TEAM	**43-20**	**959.9**	**167-359**	**.465**	**54-158**	**.342**	**83-111**	**.748**	**48**	**134**	**182/45.5**	**100**	**79-88**	**27**	**60**	**19**	**471**	**117.8**

2023-24 OKLAHOMA CITY STATISTICS VS. DALLAS

PLAYER	GP-GS	MIN	FG-ATT	FG%	3FG-ATT	3FG%	FT-FTA	FT%	OFF	DEF	TOT/AVG	AST	PF-D	STL	TO	BLK	PTS	AVG
S. Gilgeous-Alexander	4-4	120.5	29-56	.518	3-11	.273	27-32	.844	5	14	19/4.8	25	8-21	7	6	2	88	22.0
J. Williams	4-4	105.1	28-56	.500	8-15	.533	4-4	1.000	3	9	12/3.0	20	9-6	2	6	3	68	17.0
C. Holmgren	4-4	96.0	18-31	.581	4-10	.400	8-10	.800	10	30	40/10.0	4	9-13	2	4	7	48	12.0
J. Giddey	4-4	81.2	18-49	.367	8-26	.308	3-3	1.000	6	9	15/3.8	17	8-3	2	9	1	47	11.8
C. Wallace	4-0	79.3	17-31	.548	8-18	.444	3-4	.750	4	8	12/3.0	4	8-3	3	3	2	45	11.3
L. Dort	4-4	90.8	12-35	.343	6-22	.273	2-3	.667	2	6	8/2.0	10	14-7	1	5	0	32	8.0
A. Wiggins	4-0	59.3	8-15	.533	3-5	.600	4-4	1.000	2	9	11/2.8	2	4-3	3	1	1	23	5.8
I. Joe	4-0	70.1	8-22	.364	6-16	.375	0-0	.000	3	9	12/3.0	6	1-5	2	2	0	22	5.5
J. Williams	4-0	40.5	7-12	.583	6-10	.600	2-2	1.000	1	12	13/3.3	3	5-4	2	2	0	22	5.5
L. Waters III	3-0	29.3	7-12	.583	7-10	.700	0-0	.000	0	3	3/1.0	3	3-0	0	0	2	21	7.0
K. Williams	4-0	52.1	8-18	.444	3-6	.500	0-0	.000	5	11	16/4.0	9	7-2	0	6	0	19	4.8
O. Dieng	2-0	31.6	7-21	.333	2-8	.250	0-0	.000	0	1	1/0.5	6	2-0	3	2	3	16	8.0
G. Hayward	2-0	42.9	5-9	.556	0-2	.000	6-7	.857	1	4	5/2.5	3	4-4	1	2	0	16	8.0
D. Bertans	1-0	11.2	3-3	1.000	3-3	1.000	6-6	1.000	0	1	1/1.0	1	3-2	1	0	0	15	15.0
O. Sarr	1-0	7.9	3-4	.750	0-0	.000	2-3	.667	2	1	3/3.0	0	0-3	0	0	0	8	8.0
B. Biyombo	1-0	18.1	2-4	.500	0-0	.000	2-4	.500	1	5	6/6.0	0	1-2	0	0	1	6	6.0
M. Muscala	2-0	18.4	1-2	.500	0-1	.000	0-0	.000	2	3	5/2.5	0	2-1	0	1	0	2	1.0
A. Pokusevski	1-0	5.7	0-1	.000	0-1	.000	0-0	.000	0	0	0/0.0	0	0-0	0	0	0	0	0.0
TEAM	**53-20**	**959.9**	**181-381**	**.475**	**67-164**	**.409**	**69-82**	**.841**	**47**	**135**	**182/45.5**	**113**	**88-79**	**29**	**49**	**22**	**498**	**124.5**

2024-25 VS MAVERICKS

Nov. 17 at Oklahoma City
Jan. 17 at Dallas
Jan. 23 at Oklahoma City

2023-24 SEASON

57-25 (.695)
in Northwest

PLAYOFFS

Defeated New Orleans, 4-0
Lost to Dallas, 4-2

2023-24 REGULAR SEASON INDIVIDUAL BESTS		
Points	36	Kyrie Irving @ OKC 3/14/24, Luka Dončić vs. OKC 12/2/23
Rebounds	16	Dereck Lively II vs. OKC 12/2/23
Assists	18	Luka Dončić vs. OKC 12/2/23

2023-24 REGULAR SEASON THUNDER BESTS		
Points	31	Shai Gilgeous-Alexander @ OKC 3/14/24
Rebounds	12	Chet Holmgren vs. OKC 2/10/24
Assists	9	Shai Gilgeous-Alexander vs. OKC 12/2/23

2023-24 REGULAR SEASON TEAM		
Biggest Win	35	vs. OKC 2/10/24
Biggest Loss	49	@ OKC 4/14/24

DATE	SITE	W/L	SCORE	DATE	SITE	W/L	SCORE	DATE	SITE	W/L	SCORE	DATE	SITE	W/L	SCORE	DATE	SITE	W/L	SCORE
10/14/80	DAL	L	83-85	11/10/87	SEA	W	117-101	2/1/96	DAL	W	103-100	4/13/05	SEA	W	95-90	2/19/15	OKC	L	89-104
10/22/80	SEA	W	107-102	11/13/87	DAL	L	95-103	3/15/96	SEA	L	97-120	4/19/05	DAL	W	101-96	3/16/15	DAL	W	119-115
11/21/80	DAL	L	91-101	1/29/88	DAL	W	117-109	12/22/96	SEA	L	79-93	12/23/05	SEA	W	101-98	4/1/15	OKC	W	135-131
1/5/81	SEA	L	89-103	2/15/88	SEA	W	128-122*	12/28/96	DAL	W	95-90	1/26/06	SEA	W	104-97	11/22/15	OKC	L	114-117
2/24/81	DAL	L	84-102	4/15/88	SEA	L	88-115	4/5/97	SEA	L	84-103	2/4/06	DAL	W	110-91	1/13/16	OKC	L	89-108
11/11/81	SEA	L	79-107	11/19/88	SEA	W	112-106	4/10/97	DAL	L	82-90	12/20/06	SEA	W	103-95	1/22/16	DAL	L	106-109
11/20/81	DAL	L	89-90	12/7/88	DAL	W	102-98	11/1/97	SEA	W	89-81	1/2/07	DAL	W	112-88	2/24/16	DAL	L	103-116
1/6/82	SEA	L	100-107	1/12/89	SEA	L	95-130	1/20/98	DAL	W	107-98	1/30/07	DAL	W	122-102	1/26/17	OKC	L	98-109
2/12/82	DAL	W	103-100	4/8/89	DAL	L	90-114	4/2/98	SEA	L	86-107	4/18/07	SEA	W	106-75	3/5/17	DAL	W	104-89
3/5/82	SEA	L	97-98	11/14/89	SEA	W	113-109*	4/9/98	DAL	L	101-103	1/11/08	SEA	W	90-70	3/27/17	DAL	L	91-92
11/10/82	DAL	L	91-94	11/25/89	DAL	L	70-117	2/5/99	SEA	L	86-92*	1/19/08	DAL	W	111-96	11/12/17	OKC	L	99-112
12/8/82	DAL	W	110-94	1/8/90	DAL	W	110-96	3/29/99	DAL	L	101-109	4/8/08	DAL	W	99-83	11/25/17	DAL	W	97-81
12/16/82	SEA	L	93-103	1/11/90	SEA	L	87-98	5/4/99	SEA	L	100-110	4/13/08	SEA	L	95-99	12/31/17	OKC	W	116-113
3/2/83	DAL	W	108-105	12/15/90	SEA	L	105-106	11/4/99	SEA	L	96-106	12/13/08	DAL	W	103-99	2/28/18	DAL	L	110-111*
4/1/83	SEA	L	95-101	1/29/91	DAL	W	117-112	2/9/00	DAL	L	106-117	2/27/09	DAL	W	110-108*	11/10/18	DAL	W	111-96
12/9/83	SEA	L	124-132	3/13/91	DAL	W	98-96	3/7/00	SEA	L	86-101	3/2/09	OKC	L	87-96	12/30/18	DAL	W	105-103
1/4/84	DAL	W	105-102	3/30/91	SEA	L	102-115	4/14/00	DAL	W	117-103	12/16/09	OKC	W	100-86	12/31/18	OKC	L	102-122
1/18/84	SEA	L	107-114	12/7/91	SEA	L	101-104	11/17/00	SEA	W	99-95	1/15/10	DAL	W	99-98	3/31/19	OKC	W	106-103
2/5/84	SEA	L	96-104	1/10/92	DAL	L	82-94	11/21/00	DAL	L	110-116	2/16/10	OKC	L	86-99	12/31/19	OKC	L	101-106
2/29/84	DAL	L	124-127**	3/15/92	SEA	L	100-109	12/26/00	DAL	W	114-93	4/3/10	DAL	L	116-121	1/27/20	OKC	W	107-97
11/10/84	DAL	W	106-102	3/22/92	DAL	L	105-113	4/15/01	SEA	W	107-99*	11/24/10	OKC	W	111-103	3/3/21	DAL	W	87-78
11/30/84	DAL	W	108-98	11/27/92	DAL	L	104-127	11/20/01	DAL	L	97-105	12/27/10	OKC	W	103-93	3/11/21	OKC	L	108-116
1/7/85	SEA	W	102-84	12/3/92	SEA	L	108-125	2/12/02	SEA	W	112-106	1/6/11	DAL	L	95-99	3/29/21	OKC	W	127-106
3/11/85	DAL	W	103-100	3/31/93	DAL	L	96-103	3/11/02	DAL	W	119-108	12/29/11	OKC	L	102-104	12/12/21	OKC	W	103-84
4/11/85	SEA	W	124-80	4/6/93	SEA	W	109-107	4/13/02	SEA	W	116-99	1/2/12	DAL	W	100-87	1/2/22	OKC	W	95-86
10/26/85	DAL	W	101-95	11/19/93	SEA	L	87-116	11/23/02	DAL	W	115-105	2/1/12	DAL	L	86-95	1/17/22	DAL	W	104-102
11/12/85	SEA	L	90-109	12/9/93	DAL	L	93-125	1/19/03	SEA	L	81-85	3/5/12	OKC	L	91-95	2/2/22	DAL	L	114-120*
1/13/86	SEA	W	90-89	1/21/94	DAL	L	87-91	3/13/03	SEA	L	100-107	12/27/12	OKC	L	105-111*	10/29/22	DAL	L	111-117*
4/5/86	DAL	L	109-111	4/8/94	SEA	L	93-111	4/14/03	DAL	W	109-106	1/18/13	DAL	L	114-117*	12/12/22	DAL	W	121-114
4/10/86	SEA	W	115-109	12/22/94	SEA	L	101-103	1/27/04	SEA	W	118-116	2/4/13	OKC	L	91-112	1/8/23	OKC	L	109-120
11/6/86	SEA	W	147-124	1/21/95	DAL	L	91-117	3/2/04	DAL	W	107-96	3/17/13	DAL	L	101-107	12/2/23	DAL	L	120-126
12/13/86	SEA	W	126-109	4/8/95	DAL	L	98-125	4/6/04	DAL	W	118-108	11/6/13	OKC	L	93-107	2/10/24	DAL	W	146-111
1/2/87	DAL	W	117-107	4/13/95	SEA	L	112-133	4/10/04	SEA	L	99-119	3/16/14	OKC	W	109-86	3/14/24	OKC	L	119-126
2/4/87	DAL	W	124-94	12/12/95	DAL	W	112-101*	12/9/04	DAL	L	102-107	3/25/14	DAL	W	128-119*	4/14/24	OKC	L	86-135
3/11/87	DAL	W	130-117	1/21/96	SEA	L	101-108	2/13/05	SEA	W	95-92	12/28/14	DAL	W	112-107	--	--	--	--

* overtime

SERIES INFORMATION & NOTES

Overall series 84-90
Home games vs. Thunder 48-37
Road games at Thunder 36-53
Current series streak Oklahoma City won last two
in Dallas Dallas won last game
in Oklahoma City Oklahoma City won last three

DALLAS
Last home win 146-111 (2/10/24)
Last road win 95-86 (1/2/22)
Largest margin of victory 44 (124-80, 4/11/85)
High point total 147 (11/6/86)
Low point total 70 (11/25/89)

OKLAHOMA CITY
Last home win 135-86 (4/14/24)
Last road win 126-120 (12/2/23)
Largest margin of victory 49 (135-86, 4/14/24)
High point total 135 (4/14/24)
Low point total 70 (1/11/08)

Series scoring record vs. Oklahoma City
Dirk Nowitzki (46 on 12/13/08)

Series scoring record vs. Dallas
Kevin Durant (52 on 1/18/13)

Oklahoma City has taken six of the last eight meetings...the Mavericks have gone 26-30 (.464) against the Thunder franchise since it relocated from Seattle in 2008, including 11-18 (.379) in games played in Oklahoma City...Luka Dončić recorded his second career 35-15-15 game (35 points, 15 rebounds, 18 assists) vs. OKC (12/2/23), making him and Oscar Robertson the only two players to have multiple 35-15-15 games...Dereck Lively II became the first rookie in NBA history in the shot clock era to record at least 20 points and 15 rebounds in a game with perfect shooting (20 points, 9-9 FG, 16 rebounds) while also becoming the second rookie in Mavs history to record at least seven blocks in a game after a 126-120 loss to OKC (12/2/23)...Dirk Nowitzki became the sixth player in NBA history (first international player) to reach the 31,000-point plateau with a one-legged fadeaway over Jerami Grant at the 7:57 mark of the second quarter against Oklahoma City on 2/28/18 (the basket gave him exactly 31,000 career points)...Nowitzki scored 46 points, the most by a Maverick in the all-time series, in the club's first ever game against the Thunder (12/13/08), a 103-99 Dallas win...Kevin Durant posted a series-high 52 points in the Thunder's 117-114 overtime win on 1/18/13...the Mavericks' win in Seattle on 2/12/02 set their franchise-high mark of eight straight road victories…the shortest game in Mavericks history came was a 1:40-long contest in Seattle on 1/7/85…Dallas' 44-point blowout (124-80) on 4/11/85 was their largest victory over the Sonics…the Mavericks 47-point loss (117-70) on 11/25/89 was the worst home defeat at Reunion Arena.

ORLANDO PR STAFF

Chief Communications Officer
Joel Glass (jglass@orlandomagic.com)

Vice President of Communications and Alumni Relations
George Galante (ggalante@orlandomagic.com)

Vice President of Public Relations
Trish Wingerson (twingerson@orlandomagic.com)

Communications Specialist
Louis Axen (laxen@orlandomagic.com)

2023-24 SEASON SERIES RESULTS

11/6/23 @ Orlando	Dallas, 117-102
1/29/24 vs. Dallas	Dallas, 131-129

2023-24 REGULAR SEASON VS. MAGIC

DATE	SITE	TIME/RESULT
11/6/23	Orlando	W, 117-102
1/29/24	Dallas	W, 131-129

2022-23 REGULAR SEASON VS. MAGIC

DATE	SITE	RESULT
10/30/22	Dallas	W, 114-105
11/9/22	Orlando	L, 87-94

SERIES HISTORY VS. MAGIC

	ALL-TIME	STREAKS	LAST WIN	LAST LOSS
Overall	42-29	Won 2	1/29/24	11/9/22
Home	27-9	Won 12	1/29/24	1/8/11
Road	15-20	Won 1	11/6/23	11/9/22

2023-24 DALLAS STATISTICS VS. ORLANDO

PLAYER	GP-GS	MIN	FG-ATT	FG%	3FG-ATT	3FG%	FT-FTA	FT%	OFF	DEF	TOT/AVG	AST	PF-D	STL	TO	BLK	PTS	AVG
L. Dončić	2-2	78.2	21-40	.525	8-18	.444	24-27	.889	0	12	12/6.0	21	6-17	4	10	0	74	37.0
T. Hardaway Jr.	2-1	67.4	19-33	.576	9-20	.450	10-12	.833	0	14	14/7.0	1	2-8	1	1	0	57	28.5
D. Lively II	2-2	56.5	12-14	.857	0-0	.000	6-11	.545	5	11	16/8.0	1	10-10	2	4	2	30	15.0
J. Hardy	2-0	37.8	9-14	.643	4-8	.500	3-4	.750	0	2	2/1.0	8	2-6	2	2	1	25	12.5
K. Irving	1-1	36.9	8-20	.400	2-6	.333	3-5	.600	1	5	6/6.0	10	2-3	3	3	0	21	21.0
G. Williams	2-2	61.9	6-11	.545	3-7	.429	1-3	.333	1	3	4/2.0	1	5-4	0	2	1	16	8.0
J. Green	2-1	53.1	3-9	.333	1-5	.200	1-2	.500	0	4	4/2.0	2	8-1	2	3	0	8	4.0
D. Powell	2-0	29.5	2-2	1.000	0-0	.000	3-5	.600	0	2	2/1.0	2	3-4	1	1	2	7	3.5
D. Jones Jr.	1-1	28.4	2-5	.400	1-3	.333	0-0	.000	1	3	4/4.0	1	3-1	0	1	2	5	5.0
R. Holmes	1-0	3.1	2-2	1.000	0-0	.000	0-0	.000	0	1	1/1.0	0	2-0	0	1	0	4	4.0
M. Kleber	1-0	22.3	0-1	.000	0-0	.000	1-2	.500	0	1	1/1.0	1	1-3	0	1	0	1	1.0
S. Curry	1-0	5.0	0-0	.000	0-0	.000	0-0	.000	0	0	0/0.0	0	0-0	0	0	0	0	0.0
TEAM	**19-10**	**480.0**	**84-151**	**.556**	**28-67**	**.418**	**52-71**	**.732**	**8**	**58**	**66/33.0**	**48**	**44-57**	**15**	**29**	**8**	**248**	**124.0**

2023-24 ORLANDO STATISTICS VS. DALLAS

PLAYER	GP-GS	MIN	FG-ATT	FG%	3FG-ATT	3FG%	FT-FTA	FT%	OFF	DEF	TOT/AVG	AST	PF-D	STL	TO	BLK	PTS	AVG
P. Banchero	2-2	76.3	21-43	.488	4-9	.444	12-17	.706	4	10	14/7.0	13	8-11	2	9	0	58	29.0
M. Wagner	2-0	50.6	15-25	.600	3-8	.375	2-2	1.000	0	8	8/4.0	1	7-3	2	2	0	35	17.5
F. Wagner	2-2	65.4	13-29	.448	4-10	.400	3-5	.600	3	7	10/5.0	10	8-8	2	1	0	33	16.5
C. Anthony	2-0	56.8	9-17	.529	2-6	.333	10-12	.833	0	4	4/2.0	14	7-8	1	5	2	30	15.0
A. Black	2-1	62.7	10-16	.625	6-8	.750	2-2	1.000	2	6	8/4.0	3	5-3	0	2	1	28	14.0
J. Suggs	2-2	49.9	8-20	.400	4-12	.333	1-2	.500	1	5	6/3.0	8	7-4	4	6	1	21	10.5
W. Carter Jr.	1-1	28.8	2-7	.286	1-4	.250	4-5	.800	5	3	8/8.0	2	6-4	0	1	0	9	9.0
G. Bitadze	2-1	22.0	3-5	.600	0-1	.000	1-1	1.000	2	4	6/3.0	0	3-3	2	1	1	7	3.5
J. Ingles	2-0	36.9	2-6	.333	1-3	.333	0-0	.000	1	7	8/4.0	3	2-0	0	4	0	5	2.5
C. Houstan	1-0	13.5	1-2	.500	1-2	.500	0-0	.000	0	1	1/1.0	0	1-0	0	0	0	3	3.0
J. Isaac	1-1	7.9	1-2	.500	0-1	.000	0-0	.000	0	0	0/0.0	0	1-0	0	0	0	2	2.0
C. Okeke	1-0	9.2	0-1	.000	0-1	.000	0-0	.000	0	0	0/0.0	0	2-0	0	0	0	0	0.0
TEAM	**20-10**	**479.9**	**85-173**	**.491**	**26-65**	**.400**	**35-46**	**.761**	**18**	**55**	**73/36.5**	**54**	**57-44**	**13**	**31**	**5**	**231**	**115.5**

2024-25 VS MAVERICKS

Nov. 3 at Dallas
Mar. 27 at Orlando

2023-24 SEASON

47-35 (.573)
in Southeast

PLAYOFFS

Lost to Cleveland, 4-3

2023-24 REGULAR SEASON INDIVIDUAL BESTS

Points	45	Luka Dončić vs. ORL 1/29/24
Rebounds	11	Dereck Lively II vs. ORL 1/29/24
Assists	15	Luka Dončić vs. ORL 1/29/24

2023-24 REGULAR SEASON MAGIC BESTS

Points	36	Paolo Banchero vs. ORL 1/29/24
Rebounds	9	Paolo Banchero vs. ORL 1/29/24
Assists	9	Cole Anthony vs. ORL 1/29/24

2023-24 REGULAR SEASON TEAM

Biggest Win	15	@ ORL 11/6/23

** No Biggest Loss **

DATE	SITE	W/L	SCORE	DATE	SITE	W/L	SCORE	DATE	SITE	W/L	SCORE	DATE	SITE	W/L	SCORE	DATE	SITE	W/L	SCORE
2/17/90	DAL	W	135-108	11/30/95	ORL	L	96-110	12/6/03	DAL	W	110-97	1/8/11	DAL	L	107-117	3/8/19	ORL	L	106-111
3/22/90	ORL	W	116-106	1/15/96	DAL	W	119-104	3/28/04	ORL	W	118-88	3/30/12	ORL	W	100-98	11/6/19	DAL	W	107-106
11/9/90	DAL	W	111-99	12/2/96	ORL	W	108-102*	11/9/04	ORL	L	84-94	1/20/13	ORL	W	111-105	2/21/20	ORL	W	122-106
11/13/90	ORL	L	103-109	1/15/97	DAL	L	66-78	4/5/05	DAL	W	114-105	2/20/13	DAL	W	111-96	1/9/21	DAL	W	112-98
1/12/91	DAL	L	103-127	12/11/97	DAL	L	90-100	12/16/05	DAL	W	109-103*	11/16/13	ORL	W	108-100	3/1/21	ORL	W	130-124
3/23/91	ORL	L	93-105	2/25/98	ORL	L	79-100	3/31/06	ORL	L	99-108	1/13/14	DAL	W	107-88	1/15/22	DAL	W	108-92
3/27/91	DAL	L	85-97	3/11/99	DAL	W	93-76	1/23/07	ORL	W	111-95	1/31/15	ORL	W	108-93	1/30/22	ORL	L	108-110
1/24/92	ORL	L	103-121	11/13/99	DAL	W	125-117	3/3/07	DAL	W	103-98	3/18/15	DAL	W	107-102	10/30/22	DAL	W	114-105
4/1/92	DAL	W	102-89	11/24/99	ORL	L	100-112	12/17/07	DAL	W	111-108	2/19/16	ORL	L	104-110*	11/9/22	ORL	L	87-94
1/23/93	ORL	L	106-127	1/18/01	DAL	W	115-106*	2/4/08	ORL	W	107-98	3/1/16	DAL	W	121-108	11/6/23	ORL	W	117-102
3/17/93	DAL	W	102-96	3/5/01	ORL	L	81-95	11/14/08	DAL	L	100-102	11/19/16	ORL	L	87-95	1/29/24	DAL	W	131-129
3/3/94	DAL	L	94-107	12/22/01	DAL	W	102-80	2/2/09	ORL	W	105-95	2/11/17	DAL	W	112-80	--	--	--	--
3/16/94	ORL	L	98-100	1/14/02	ORL	L	87-113	2/19/10	ORL	W	95-85	1/9/18	DAL	W	114-99	--	--	--	--
1/18/95	DAL	L	97-108	2/25/03	ORL	L	93-98	4/1/10	DAL	L	82-97	4/4/18	ORL	L	100-105	--	--	--	--
2/8/95	ORL	L	92-110	4/5/03	DAL	W	108-90	12/21/10	ORL	W	105-99	12/10/18	DAL	W	101-76	--	--	--	--

* overtime

SERIES INFORMATION & NOTES

Overall series 42-29
Home games vs. Magic 27-9
Road games at Magic 15-20
Current series streak Dallas won last two
in Dallas Dallas won last 12
in Orlando Dallas won last game

DALLAS
Last home win 131-129 (1/29/24)
Last road win 117-102 (11/6/23)
Largest margin of victory 32 (112-80, 2/11/17)
High point total 135 (2/17/90)
Low point total 66 (1/15/97)

ORLANDO
Last home win 94-87 (11/9/22)
Last road win 117-107 (1/8/11)
Largest margin of victory 26 (113-87, 1/14/02)
High point total 127 (twice)
Low point total 76 (twice)

Series scoring record vs. Orlando
Luka ć (45 on 1/29/24)

Series scoring record vs. Dallas
Shaquille O'Neal (43 on 3/3/94)

Dallas has won eight of the last 10 match-ups against Orlando...the Mavericks have not lost a season series with the Magic since 1997-98, when they went 0-2 against the franchise (Dallas has won or split each of the last 26 season series, 1998-99 to 2023-24)…Luka Dončić set a new series scoring record with 45 points and 15 assists to become the first player in NBA history to record multiple games with at least 45 points and 15 assists (vs. ORL, 1/29/24)...Dončić also recorded 44 points to go along with 5 assists and 0 turnovers in Dallas' 114-105 win at American Airlines Center (10/30/22), while also joining Dirk Nowitzki (3 times) as the only Mavericks to produce a 40-point, 0-turnover game...Dončić registered his 42nd career triple-double (34 points, 12 rebounds, 11 assists) in a 110-108 loss at Orlando (1/30/22), tying Fat Lever for 10th place on the NBA's all-time triple-doubles list...on 3/1/21, Dallas defeated Orlando, 130-124, with the Mavericks putting up the most points by either team going head-to-head since they defeated the Magic 135-108 in the first ever showdown between the two franchises at Reunion Arena (2/17/90)...the home team won 10 straight meetings (3/18/15-11/6/19) before Dallas completed the 2019-20 season sweep with a victory at Amway Center on 2/21/20...Mavericks assistant coach Darrell Armstrong, who played for Orlando from 1995 to 2003, was inducted into the Magic Hall of Fame the night Dallas played in Orlando on 2/21/20…the road team won nine straight meetings from 2008 to 2013...Nowitzki played in his 1,505th career game at Orlando (3/8/19), passing John Stockton (1,504) for the most games played with a single franchise…Nowitzki banked in a game-winning fadeaway with 5.9 seconds left to give the Mavericks a 100-98 win over the Magic on 3/30/12...Dallas defeated Orlando by 32 (112-80) at home on 2/11/17 – the largest margin of victory by either team in the all-time series...the Magic snapped a nine-game home losing streak against the Mavericks with a 110-104 overtime win at Orlando on 2/19/16.

PHILADELPHIA PR STAFF

Chief Communications Officer
Dave Sholler (davesholler@76ers.com)

Senior Director, 76ers Corporate Communications
Molly McEndy (mollymita@76ers.com)

Senior Director, Basketball Communications
Rob King (robertking@76ers.com)

Director, Basketball Communications
Brandon Chinn (brandonchinn@76ers.com)

Manager, Basketball Communications
Erik Chambliss (erikchambliss@76ers.com)

Coordinator, Corporate Communications
Will Abbamont (willabbamont@76ers.com)

2023-24 SEASON SERIES RESULTS

2/5/24 @ Philadelphia	Dallas, 118-102
3/3/24 vs. Dallas	Philadelphia, 120-116

2023-24 REGULAR SEASON VS. 76ERS

DATE	SITE	TIME/RESULT
2/5/24	Philadelphia	W, 118-102
3/3/24	Dallas	L, 116-120

2022-23 REGULAR SEASON VS. 76ERS

DATE	SITE	RESULT
3/2/23	Dallas	W, 133-126
3/29/23	Philadelphia	L, 108-116

SERIES HISTORY VS. 76ERS

	ALL-TIME	STREAKS	LAST WIN	LAST LOSS
Overall	43-42	Lost 1	2/5/24	3/3/24
Home	23-19	Lost 1	3/2/23	3/3/24
Road	20-23	Won 1	2/5/24	3/29/23

2023-24 DALLAS STATISTICS VS. PHILADELPHIA

PLAYER	GP-GS	MIN	FG-ATT	FG%	3FG-ATT	3FG%	FT-FTA	FT%	OFF	DEF	TOT/AVG	AST	PF-D	STL	TO	BLK	PTS	AVG
L. Dončić	2-2	75.8	20-42	.476	8-20	.400	9-11	.818	2	17	19/9.5	13	5-12	2	10	0	57	28.5
K. Irving	2-2	72.9	20-37	.541	7-12	.583	4-4	1.000	1	9	10/5.0	12	4-5	3	5	1	51	25.5
J. Green	2-2	51.5	9-15	.600	5-9	.556	4-4	1.000	3	9	12/6.0	5	1-4	3	3	0	27	13.5
D. Jones Jr.	2-1	40.6	9-16	.563	5-9	.556	3-6	.500	3	6	9/4.5	1	2-3	0	0	1	26	13.0
J. Hardy	1-0	14.7	6-10	.600	3-6	.500	2-2	1.000	0	1	1/1.0	0	0-1	0	1	0	17	17.0
M. Kleber	2-1	53.2	6-10	.600	2-6	.333	2-2	1.000	2	7	9/4.5	7	4-2	0	1	1	16	8.0
G. Williams	1-0	28.3	3-5	.600	2-3	.667	6-7	.857	1	6	7/7.0	2	3-3	0	1	1	14	14.0
P. Washington	1-1	35.5	3-10	.300	1-7	.143	6-6	1.000	2	2	4/4.0	2	2-3	1	2	0	13	13.0
A. Lawson	1-0	4.7	3-3	1.000	0-0	.000	0-2	.000	0	0	0/0.0	0	0-1	0	0	0	6	6.0
D. Lively II	1-1	18.4	2-3	.667	0-0	.000	0-0	.000	2	1	3/3.0	0	5-1	0	1	1	4	4.0
T. Hardaway Jr.	2-0	36.3	1-16	.063	0-11	.000	0-0	.000	0	2	2/1.0	1	2-0	0	0	1	2	1.0
D. Exum	1-0	8.4	0-0	.000	0-0	.000	1-2	.500	0	0	0/0.0	0	0-1	0	1	0	1	1.0
D. Gafford	1-0	13.0	0-1	.000	0-0	.000	0-0	.000	1	3	4/4.0	0	3-0	2	0	0	0	0.0
R. Holmes	1-0	4.7	0-0	.000	0-0	.000	0-0	.000	0	1	1/1.0	2	0-0	0	0	0	0	0.0
D. Powell	1-0	15.8	0-1	.000	0-0	.000	0-0	.000	2	5	7/7.0	1	3-3	0	1	0	0	0.0
O. Prosper	1-0	3.2	0-2	.000	0-0	.000	0-0	.000	1	0	1/1.0	0	0-0	1	0	0	0	0.0
B. Williams	1-0	3.2	0-2	.000	0-1	.000	0-0	.000	0	0	0/0.0	2	0-1	0	0	0	0	0.0
TEAM	**23-10**	**480.0**	**82-173**	**.474**	**33-84**	**.393**	**37-46**	**.804**	**20**	**69**	**89/44.5**	**48**	**34-40**	**12**	**26**	**6**	**234**	**117.0**

2023-24 PHILADELPHIA STATISTICS VS. DALLAS

PLAYER	GP-GS	MIN	FG-ATT	FG%	3FG-ATT	3FG%	FT-FTA	FT%	OFF	DEF	TOT/AVG	AST	PF-D	STL	TO	BLK	PTS	AVG
T. Harris	2-2	69.9	19-30	.633	4-7	.571	3-4	.750	1	10	11/5.5	7	6-2	3	2	1	45	22.5
K. Oubre Jr.	2-1	57.6	14-34	.412	3-14	.214	9-12	.750	7	4	11/5.5	4	7-7	1	0	1	40	20.0
T. Maxey	2-2	72.1	14-31	.452	2-10	.200	9-10	.900	0	4	4/2.0	10	8-7	2	7	0	39	19.5
P. Reed	2-1	50.3	6-12	.500	1-2	.500	2-2	1.000	5	8	13/6.5	3	3-1	1	2	2	15	7.5
M. Bamba	2-1	32.1	4-10	.400	0-1	.000	5-6	.833	7	8	15/7.5	1	5-4	0	1	1	13	6.5
B. Hield	1-1	28.3	4-11	.364	3-8	.375	0-0	.000	1	2	3/3.0	4	2-0	1	1	1	11	11.0
M. Morris Sr.	1-0	23.5	4-10	.400	2-4	.500	0-0	.000	0	5	5/5.0	0	1-1	1	1	1	10	10.0
K. Lowry	1-1	33.1	1-9	.111	1-5	.200	5-5	1.000	1	3	4/4.0	7	0-5	1	0	1	8	8.0
J. Springer	1-0	21.0	3-7	.429	0-2	.000	2-2	1.000	1	4	5/5.0	4	1-1	3	1	0	8	8.0
N. Batum	1-0	31.5	2-8	.250	1-5	.200	2-2	1.000	2	9	11/11.0	3	1-1	3	0	1	7	7.0
P. Beverley	1-0	21.2	3-8	.375	1-3	.333	0-0	.000	2	1	3/3.0	2	1-1	0	1	0	7	7.0
R. Council IV	1-0	5.7	2-2	1.000	0-0	.000	3-4	.750	0	0	0/0.0	0	1-2	0	1	0	7	7.0
K. Martin	2-0	10.1	2-3	.667	0-1	.000	1-2	.500	0	1	1/0.5	0	0-1	1	1	1	5	2.5
D. House Jr.	1-1	12.3	1-4	.250	0-2	.000	2-2	1.000	2	3	5/5.0	0	3-1	0	1	0	4	4.0
T. Smith	1-0	5.7	1-2	.500	1-2	.500	0-0	.000	0	1	1/1.0	1	0-0	1	0	0	3	3.0
F. Korkmaz	1-0	5.7	0-0	.000	0-0	.000	0-0	.000	0	1	1/1.0	0	1-0	0	0	0	0	0.0
TEAM	**22-10**	**480.0**	**80-181**	**.442**	**19-66**	**.288**	**43-51**	**.843**	**29**	**64**	**93/46.5**	**46**	**40-34**	**18**	**19**	**10**	**222**	**111.0**

2024-25 VS MAVERICKS

Feb. 4 at Philadelphia
Mar. 16 at Dallas

2023-24 SEASON

47-35 (.573)
in Atlantic

PLAYOFFS

Lost to New York, 4-2

2023-24 REGULAR SEASON INDIVIDUAL BESTS

Points	38	Luka Dončić vs. PHI 3/3/24
Rebounds	11	Luka Dončić vs. PHI 3/3/24
Assists	10	Luka Dončić vs. PHI 3/3/24

2023-24 REGULAR SEASON 76ERS BESTS

Points	28	Tobias Harris vs. PHI 3/3/24
Rebounds	11	Nicolas Batum vs. PHI 3/3/24
Assists	7	Kyle Lowry vs. PHI 3/3/24, Tyrese Maxey @ PHI 2/5/24

2023-24 REGULAR SEASON TEAM

Biggest Win	16	@ PHI 2/5/24
Biggest Loss	4	vs. PHI 3/3/24

DATE	SITE	W/L	SCORE	DATE	SITE	W/L	SCORE	DATE	SITE	W/L	SCORE	DATE	SITE	W/L	SCORE	DATE	SITE	W/L	SCORE

11/25/80	DAL	L	92-108	1/9/89	DAL	L	103-121	11/13/97	DAL	L	98-99	2/11/07	PHI	W	106-89	2/21/16	DAL	W	129-103
2/20/81	PHL	L	109-117	12/15/89	PHL	W	95-88	2/11/98	PHI	L	90-91	11/13/07	DAL	W	99-84	2/1/17	DAL	W	113-95
1/27/82	DAL	L	86-99	1/5/90	DAL	L	79-104	2/1/00	DAL	L	100-101	2/11/08	PHI	L	76-84	3/17/17	PHI	L	74-116
2/17/82	PHL	L	109-114	11/7/90	PHL	W	104-101	2/29/00	PHI	L	87-106	1/2/09	DAL	W	96-86	10/28/17	DAL	L	110-112
12/29/82	DAL	L	116-126*	3/6/91	DAL	L	92-97	12/15/00	PHI	W	112-94	1/19/09	PHI	W	95-93	4/8/18	PHI	L	97-109
2/23/83	PHL	L	101-133	2/18/92	DAL	L	90-94	1/23/01	DAL	L	98-114	11/30/09	DAL	W	104-102	1/5/19	PHI	L	100-106
2/15/84	DAL	W	119-116**	3/6/92	PHL	L	86-88	11/1/01	PHI	W	99-92	1/22/10	PHI	L	81-92	4/1/19	DAL	W	122-102
3/30/84	PHL	L	110-118	2/13/93	DAL	L	96-119	11/10/01	DAL	L	91-98	11/12/10	DAL	W	99-90	12/20/19	PHI	W	117-98
11/2/84	PHL	L	103-107	3/19/93	PHL	W	89-87	1/4/03	DAL	W	102-83	3/1/11	PHI	W	101-93	1/11/20	DAL	W	109-91
1/28/85	DAL	W	111-109	1/7/94	DAL	L	93-103	1/23/03	PHI	W	107-94	2/17/12	PHI	W	82-75	2/25/21	PHI	L	97-111
2/28/86	DAL	L	120-123	1/26/94	PHL	L	90-104	1/14/04	DAL	W	125-122**	11/27/12	PHI	L	98-100	4/12/21	DAL	L	95-113
3/30/86	PHL	L	113-114	11/11/94	PHL	W	107-100	3/22/04	PHI	L	98-107	12/18/12	DAL	W	107-100	2/4/22	DAL	W	107-98
2/27/87	DAL	W	123-110	3/17/95	DAL	W	103-101	1/29/05	DAL	L	89-93	11/18/13	DAL	W	97-94	3/18/22	PHI	L	101-111
3/23/87	PHL	W	103-100	12/6/95	PHL	L	87-108	4/1/05	PHI	W	100-83	2/21/14	PHI	W	124-112	3/2/23	DAL	W	133-126
12/19/87	PHL	L	90-95	2/27/96	DAL	L	115-121	11/9/05	PHI	L	97-112	11/13/14	DAL	W	123-70	3/29/23	PHI	L	108-116
2/27/88	DAL	W	100-91	12/5/96	DAL	W	106-102	2/27/06	DAL	W	104-92	11/29/14	PHI	W	110-103	2/5/24	PHI	W	118-102
12/20/88	PHL	W	108-102	1/8/97	PHI	W	111-93	12/15/06	DAL	W	93-79	11/16/15	PHI	W	92-86	3/3/24	DAL	L	116-120

* overtime

SERIES INFORMATION & NOTES

Overall series 43-42
Home games vs. 76ers 23-19
Road games vs. 76ers 20-23
Current series streak Philadelphia won last game
in Dallas Philadelphia won last game
in Philadelphia Dallas won last game

DALLAS
Last home win 133-126 (3/2/23)
Last road win 118-102 (2/5/24)
Largest margin of victory 53 (123-70, 11/13/14)
High point total 133 (3/2/23)
Low point total 74 (3/17/17)

PHILADELPHIA
Last home win 116-108 (3/29/23)
Last road win 120-116 (3/3/24)
Largest margin of victory 42 (116-74. 3/17/17)
High point total 133 (2/23/83)
Low point total 70 (11/13/14)

Series scoring record vs. Philadelphia
Mark Aguirre (49 on 1/28/85)

Series scoring record vs. Dallas
Joel Embiid (36 on 4/12/21)

Allen Iverson (36 on 12/5/96)

Andrew Toney (36 on 12/29/82)

The Mavericks hold a 43-42 advantage in the all-time series...the home team has won 11 of the last 16 matchups...the Mavericks have gone 17-4 in their last 21 home games against the Sixers however...Luka Dončić (42) and Kyrie Irving (40) both scored 40+ points in the team's 133-126 win over Philadelphia (3/2/23), marking the first time in franchise history that Dallas had two 40-point scorers in the same game...Dončić registered his 44th career triple-double with 33 points, 13 rebounds and 15 assists in Dallas' 107-98 win over Philadelphia (2/4/22), passing Fat Lever (43) for 10th place on the NBA's all-time triple-doubles list..it was Dončić's eighth career 30-point, 10-rebound, 15-assist game and he joined Oscar Robertson (22) as the only players in league history to record eight-or-more 30-10-15 efforts...Joel Embiid tied the Sixers' series scoring record with 36 points in a 111-97 Philadelphia win (Allen Iverson, 36 at DAL 12/5/96; Andrew Toney, 36, at DAL 12/29/82)...Dallas handed Philadelphia one of its four home losses (31-4) in 2019-20 with a 117-98 victory at the Wells Fargo Center on 12/20/19…the Sixers snapped an 11-game road losing streak against the Mavericks with a 112-110 win at American Airlines Center on 10/28/17...the Sixers defeated Dallas by 42 (116-74) on 3/17/17, marking their largest ever victory over the Mavericks...the 74 points by the Mavericks that day were their fewest ever against Philadelphia...Dallas recorded its highest point total in the all-time series in its 129-103 victory over Philadelphia on 2/21/16...on 11/13/14, the Mavericks set a franchise record for margin of victory with a 53-point win (123-70) over the Sixers...the 70 points by the Sixers on 11/13/14 were the fewest by either team in the all-time series...Jason Kidd recorded his 11,000th assist vs. Philadelphia (11/12/10)...Erick Dampier recorded a career-high 26 boards against the Sixers (1/29/05), the fourth-highest single-game rebounding total in Mavericks history.

PHOENIX PR STAFF

Senior Vice President, Communications
Stacey Mitch (smitch@suns.com)

Director, Basketball Communications
Cole Mickelson (cmickelson@suns.com)

Manager, Basketball Communications
Bryce Marsee (bmarsee@suns.com)

Manager, Basketball Communications
Palmer Black (pblack@suns.com)

Director, Communications
Jenelle Scott (jscott@suns.com)

Manager, Communications
Mychael Ramirez (mramirez@suns.com)

Coordinator, Communications
Rachel Lythgoe (rlythgoe@suns.com)

2023-24 SEASON SERIES RESULTS

12/25/23 @ Phoenix	Dallas, 128-114
1/24/24 vs. Dallas	Phoenix, 132-109
2/22/24 vs. Dallas	Dallas, 123-113

2023-24 REGULAR SEASON VS. SUNS

DATE	SITE	TIME/RESULT
12/25/23	Phoenix	W, 128-114
1/24/24	Dallas	L, 109-132
2/22/24	Dallas	W, 123-113

2022-23 REGULAR SEASON VS. SUNS

DATE	SITE	RESULT
10/19/22	Phoenix	L, 105-107
12/5/22	Dallas	W, 130-111
1/26/23	Phoenix	W, 99-95
3/5/23	Dallas	L, 126-130

SERIES HISTORY VS. SUNS

	ALL-TIME	STREAKS	LAST WIN	LAST LOSS
Overall	78-97	Won 1	2/22/24	1/24/24
Home	49-39	Won 1	2/22/24	1/24/24
Road	29-58	Won 2	12/25/23	10/19/22

2023-24 DALLAS STATISTICS VS. PHOENIX

PLAYER	GP-GS	MIN	FG-ATT	FG%	3FG-ATT	3FG%	FT-FTA	FT%	OFF	DEF	TOT/AVG	AST	PF-D	STL	TO	BLK	PTS	AVG
L. Dončić	3-3	120.1	40-76	.526	18-38	.474	27-31	.871	2	21	23/7.7	35	7-23	8	12	5	125	41.7
T. Hardaway Jr.	3-1	102.5	17-43	.395	8-28	.286	5-7	.714	0	16	16/5.3	4	7-6	5	4	0	47	15.7
D. Jones Jr.	3-2	77.7	13-29	.448	4-13	.308	3-7	.429	4	3	7/2.3	3	6-6	1	3	1	33	11.0
D. Lively II	3-3	72.9	14-17	.824	0-0	.000	5-11	.455	7	9	16/5.3	3	6-8	1	1	3	33	11.0
K. Irving	1-1	35.7	11-18	.611	5-8	.625	2-2	1.000	1	4	5/5.0	3	2-2	1	1	0	29	29.0
J. Green	2-2	56.2	6-15	.400	5-11	.455	0-0	.000	4	2	6/3.0	8	5-4	2	3	0	17	8.5
J. Hardy	3-0	28.9	5-14	.357	4-7	.571	0-0	.000	0	5	5/1.7	3	1-0	0	0	0	14	4.7
D. Exum	2-1	51.7	5-11	.455	2-5	.400	1-2	.500	1	5	6/3.0	7	4-2	1	3	0	13	6.5
P. Washington	1-1	30.6	4-10	.400	2-6	.333	2-2	1.000	2	4	6/6.0	1	3-3	1	1	1	12	12.0
G. Williams	2-1	38.1	4-9	.444	2-6	.333	1-2	.500	0	4	4/2.0	2	7-1	0	5	3	11	5.5
M. Kleber	2-0	48.1	4-9	.444	1-4	.250	0-0	.000	2	3	5/2.5	4	4-3	1	1	0	9	4.5
D. Gafford	1-0	17.2	0-1	.000	0-0	.000	4-4	1.000	2	3	5/5.0	1	4-3	0	1	1	4	4.0
R. Holmes	1-0	4.8	2-2	1.000	0-0	.000	0-0	.000	2	0	2/2.0	0	0-0	0	0	0	4	4.0
D. Powell	2-0	8.2	2-2	1.000	0-0	.000	0-0	.000	0	1	1/0.5	2	1-0	0	0	0	4	2.0
A. Lawson	2-0	9.8	1-5	.200	1-4	.250	0-0	.000	0	2	2/1.0	1	0-0	0	0	0	3	1.5
B. Williams	1-0	4.8	1-2	.500	0-1	.000	0-1	.000	0	0	0/0.0	0	0-1	0	0	0	2	2.0
S. Curry	1-0	6.3	0-0	.000	0-0	.000	0-0	.000	1	0	1/1.0	0	0-0	0	0	0	0	0.0
O. Prosper	3-0	6.3	0-0	.000	0-0	.000	0-0	.000	0	0	0/0.0	0	0-0	0	0	0	0	0.0
TEAM	**36-15**	**719.9**	**129-263**	**.490**	**52-131**	**.397**	**50-69**	**.725**	**28**	**82**	**110/36.7**	**77**	**57-62**	**21**	**35**	**14**	**360**	**120.0**

2023-24 PHOENIX STATISTICS VS. DALLAS

PLAYER	GP-GS	MIN	FG-ATT	FG%	3FG-ATT	3FG%	FT-FTA	FT%	OFF	DEF	TOT/AVG	AST	PF-D	STL	TO	BLK	PTS	AVG
D. Booker	3-3	114.4	36-58	.621	9-20	.450	20-26	.769	2	13	15/5.0	21	7-18	4	9	1	101	33.7
G. Allen	3-3	109.8	19-33	.576	13-24	.542	6-6	1.000	3	11	14/4.7	10	10-6	2	5	0	57	19.0
K. Durant	3-3	120.6	17-43	.395	3-15	.200	14-19	.737	1	23	24/8.0	15	9-16	2	12	4	51	17.0
E. Gordon	2-2	72.1	11-22	.500	6-14	.429	2-3	.667	0	2	2/1.0	3	6-2	2	1	1	30	15.0
C. Metu	2-0	47.3	10-19	.526	2-6	.333	3-4	.750	7	19	26/13.0	3	2-2	1	3	0	25	12.5
B. Beal	1-1	36.2	8-15	.533	3-7	.429	1-2	.500	2	5	7/7.0	7	4-3	1	2	1	20	20.0
J. Okogie	3-0	54.8	6-19	.316	3-10	.300	3-5	.600	6	4	10/3.3	6	5-5	3	4	1	18	6.0
J. Nurkić	2-2	40.7	5-11	.455	0-1	.000	3-4	.750	5	5	10/5.0	6	7-3	4	5	1	13	6.5
K. Bates-Diop	1-0	14.6	5-7	.714	1-2	.500	0-0	.000	2	0	2/2.0	1	0-0	1	1	0	11	11.0
R. O'Neale	1-0	29.9	4-12	.333	2-8	.250	0-0	.000	1	8	9/9.0	2	3-0	1	1	0	10	10.0
J. Goodwin	2-0	14.5	3-7	.429	0-2	.000	2-2	1.000	3	0	3/1.5	2	0-1	0	0	0	8	4.0
N. Little	3-0	13.0	2-4	.500	1-2	.500	0-0	.000	0	1	1/0.3	0	2-0	0	0	0	5	1.7
U. Azubuike	1-0	4.0	2-2	1.000	0-0	.000	0-0	.000	0	0	0/0.0	0	0-0	0	0	0	4	4.0
D. Eubanks	3-1	32.5	2-5	.400	0-0	.000	0-0	.000	4	6	10/3.3	0	6-0	1	3	1	4	1.3
Y. Watanabe	1-0	7.3	1-1	1.000	0-0	.000	0-0	.000	0	2	2/2.0	0	1-0	0	0	0	2	2.0
S. Lee	1-0	6.3	0-0	.000	0-0	.000	0-0	.000	0	2	2/2.0	2	0-1	0	0	0	0	0.0
T. Maledon	1-0	1.0	0-0	.000	0-0	.000	0-0	.000	0	0	0/0.0	0	0-0	0	0	0	0	0.0
D. Roddy	1-0	1.0	0-0	.000	0-0	.000	0-0	.000	0	0	0/0.0	0	0-0	0	0	0	0	0.0
TEAM	**34-15**	**719.9**	**131-258**	**.508**	**43-111**	**.387**	**54-71**	**.761**	**36**	**101**	**137/45.7**	**78**	**62-57**	**22**	**46**	**10**	**359**	**119.7**

2024-25 VS MAVERICKS

Oct. 26 at Phoenix
Nov. 8 at Dallas
Dec. 27 at Phoenix
Mar. 9 at Dallas

2023-24 SEASON

49-33 (.598)
in Pacific

PLAYOFFS

Lost to Minnesota, 4-0

2023-24 REGULAR SEASON INDIVIDUAL BESTS		
Points	50	Luka Dončić @ PHX 12/25/23
Rebounds	10	Dereck Lively II @ PHX 12/25/23
Assists	15	Luka Dončić @ PHX 12/25/23

2023-24 REGULAR SEASON SUNS BESTS		
Points	46	Devin Booker vs. PHX 1/24/24
Rebounds	19	Chimezie Metu @ PHX 12/25/23
Assists	10	Devin Booker @ PHX 12/25/23

2023-24 REGULAR SEASON TEAM		
Biggest Win	14	@ PHX 12/25/23
Biggest Loss	23	vs. PHX 1/24/24

DATE	SITE	W/L	SCORE	DATE	SITE	W/L	SCORE	DATE	SITE	W/L	SCORE	DATE	SITE	W/L	SCORE	DATE	SITE	W/L	SCORE
10/21/80	PHX	L	99-111	12/11/87	DAL	W	108-104*	3/3/96	DAL	L	114-121	2/17/05	PHX	W	119-113	12/5/14	DAL	L	106-118
11/18/80	DAL	L	91-102	1/7/88	PHX	W	105-91	4/19/96	PHX	L	103-123	2/26/05	DAL	L	123-124	12/23/14	PHX	L	115-124
12/17/80	PHX	L	102-115	1/27/88	PHX	W	121-102	1/13/97	DAL	L	98-105	11/1/05	PHX	W	111-108**	3/22/15	PHX	L	92-98
2/11/81	PHX	L	97-119	2/22/88	DAL	W	114-107	2/23/97	PHX	W	88-86	12/14/05	DAL	W	102-96	4/8/15	DAL	W	107-104
3/10/81	DAL	W	107-103	4/6/88	DAL	W	119-93	3/2/97	DAL	L	108-109*	3/5/06	DAL	L	107-115	10/28/15	PHX	W	111-95
11/5/81	PHX	L	93-121	11/9/88	PHX	L	103-111	3/15/97	PHX	L	76-101	4/13/06	PHX	L	104-117	12/14/15	DAL	W	104-94
11/21/81	DAL	L	88-110	1/6/89	PHX	L	111-120	12/18/97	DAL	L	75-89	11/9/06	PHX	W	119-112	1/31/16	DAL	W	91-78
1/9/82	DAL	W	105-101	2/3/89	DAL	W	121-117	1/2/98	PHX	L	85-92	12/28/06	DAL	W	101-99	1/5/17	DAL	L	95-102
3/24/82	PHX	L	96-104	4/12/89	DAL	L	94-109	2/17/98	DAL	L	77-95	3/14/07	DAL	L	127-129**	1/12/17	†PHX	W	113-108
4/9/82	DAL	W	105-100	1/4/90	PHX	L	102-119	3/15/98	PHX	L	90-100	4/1/07	PHX	L	104-126	3/11/17	DAL	L	98-100
11/6/82	DAL	L	100-112	1/17/90	DAL	L	88-108	2/22/99	PHX	L	83-101	12/19/07	DAL	W	108-105	4/9/17	PHX	L	111-124
12/23/82	PHX	L	106-125	3/2/90	DAL	W	108-102	3/9/99	DAL	L	91-103	2/14/08	PHX	L	97-109	12/18/17	DAL	L	91-97
2/8/83	PHX	W	112-100	4/3/90	PHX	L	111-117	4/16/99	PHX	L	85-92	4/6/08	PHX	W	105-98	1/31/18	PHX	L	88-102
3/8/83	DAL	W	120-99	12/18/90	DAL	L	95-114	4/20/99	DAL	W	104-100	12/4/08	DAL	W	112-97	4/10/18	DAL	L	97-124
3/19/83	PHX	L	112-115*	12/26/90	PHX	L	88-115	12/11/99	DAL	W	120-115	1/9/09	PHX	L	100-128	10/17/18	PHX	L	100-121
10/29/83	DAL	W	120-103	3/20/91	DAL	L	96-110	12/23/99	PHX	W	111-110	3/10/09	PHX	W	122-117	12/13/18	PHX	L	89-99
11/19/83	DAL	W	116-107	4/12/91	PHX	L	91-103	3/4/00	PHX	L	96-110	4/5/09	DAL	W	140-116	1/9/19	DAL	W	104-94
2/11/84	PHX	L	89-108	11/16/91	DAL	W	91-88	3/11/00	DAL	W	104-99	12/8/09	DAL	W	102-101	4/9/19	DAL	W	120-109
2/17/84	DAL	W	129-123	12/28/91	PHX	L	103-121	11/15/00	PHX	L	78-99	1/28/10	PHX	L	106-112	11/29/19	PHX	W	120-113
4/12/84	PHX	L	118-119	2/28/92	DAL	W	115-107	1/13/01	DAL	L	86-103	2/17/10	DAL	W	107-97	1/28/20	DAL	L	104-133
11/3/84	DAL	L	93-105	3/17/92	PHX	L	81-92	3/17/01	DAL	W	109-99	12/17/10	DAL	W	106-91	8/2/20	†PHX	L	115-117
12/28/84	PHX	W	125-111	1/7/93	DAL	L	107-111	4/11/01	PHX	L	106-111	2/17/11	PHX	W	112-106	8/13/20	†PHX	L	102-128
1/16/85	PHX	L	95-98	1/30/93	PHX	L	105-126	11/24/01	DAL	W	119-104	3/27/11	PHX	W	91-83	12/23/20	PHX	L	102-106
2/15/85	DAL	L	103-126	3/6/93	DAL	L	102-109	2/17/02	PHX	W	105-92	4/10/11	DAL	W	115-90	1/30/21	DAL	L	105-111
3/4/85	PHX	W	107-99	3/12/93	PHX	L	98-116	3/5/02	DAL	W	81-77	1/4/12	DAL	W	98-89	2/1/21	DAL	L	108-109
11/19/85	DAL	W	123-119	12/11/93	DAL	L	103-114	4/17/02	PHX	L	76-89	1/23/12	DAL	W	93-87	11/17/21	PHX	L	98-105
12/26/85	PHX	W	105-98	1/18/94	PHX	L	103-113	11/2/02	DAL	W	97-83	1/30/12	PHX	W	122-99	11/19/21	PHX	L	104-112
1/10/86	DAL	W	117-104	3/25/94	PHX	L	94-99	1/17/03	PHX	L	106-111	3/8/12	PHX	L	94-96	1/20/22	DAL	L	101-109
3/3/86	PHX	W	139-138**	4/18/94	DAL	L	97-106	3/22/03	DAL	W	102-95	12/6/12	PHX	W	97-94	10/19/22	PHX	L	105-107
4/1/86	DAL	W	128-98	12/26/94	PHX	L	113-139	4/9/03	PHX	L	89-112	1/27/13	DAL	W	110-95	12/5/22	DAL	W	130-111
11/21/86	PHX	W	130-122*	12/27/94	DAL	L	118-119	11/26/03	PHX	L	90-121	2/1/13	PHX	W	109-99	1/26/23	PHX	W	99-95*
12/23/86	PHX	L	119-120	2/7/95	DAL	L	113-114	3/8/04	DAL	W	103-90	4/10/13	DAL	L	91-102	3/5/23	DAL	L	126-130
12/27/86	DAL	W	123-97	4/21/95	PHX	L	99-110	3/13/04	PHX	W	113-90	12/21/13	PHX	L	108-123	12/25/23	PHX	W	128-114
3/2/87	DAL	W	135-112	12/16/95	DAL	L	108-111*	4/3/04	DAL	W	124-103	1/17/14	PHX	W	110-107	1/24/24	DAL	L	109-132
4/6/87	PHX	L	110-118*	1/12/96	PHX	W	140-130*	11/16/04	DAL	L	101-107	4/12/14	DAL	W	101-98	2/22/24	DAL	W	123-113

* overtime † neutral location

SERIES INFORMATION & NOTES

Overall series 78-97
Home games vs. Suns 48-38
Road games at Suns 28-56
Neutral site games 1-2
Current series streak Dallas won last game
in Dallas Dallas won last game
in Phoenix Dallas won last two

DALLAS
Last home win 123-113 (2/22/24)
Last road win 128-114 (12/25/23)
Largest margin of victory 30 (128-98, 4/1/86)
High point total 140 (twice)
Low point total 75 (12/18/97)

PHOENIX
Last home win 107-105 (10/19/22)
Last road win 132-109 (1/24/24)
Largest margin of victory 31 (121-90, 11/26/03)
High point total 139 (12/26/94)
Low point total 77 (3/5/02)

Series scoring record vs. Phoenix
Luka ć (50 on 12/25/23)

Mark Aguirre (42 on 3/3/86)

Mark Aguirre (42 on 2/17/84)

Series scoring record vs. Dallas
Jamal Crawford (51 on 4/9/19)

Dallas won their first season series, 2-1, in 2023-24 against Phoenix for the first time since the 2015-16 season...Luka Dončić tied Rick Barry for third-most points on Christmas Day with 50 points while adding 6 rebounds, 15 assists, 4 steals and 3 blocks after a 128-114 win (12/25/23), and his performance also marked the second time in NBA history someone has recorded at least 50 points and 15 assists in the same game (James Harden)...Devin Booker hit a game-winning 3-pointer with 1.5 seconds left to lift Phoenix to a 109-108 win at American Airlines Center (2/1/21)...in the final home game of his career, Dirk Nowitzki (40 years, 294 days) scored a team-high 30 points in the Mavericks' 120-109 win over the Suns (4/9/19) en route to becoming the oldest player in NBA history to produce a 30-point game (Nowitzki joined Michael Jordan as the only players in league history to score 30+ points at age 40-or-older)...Jamal Crawford tallied a series-record 51 points off the bench for the Suns in that same game (4/9/19)...Nowitzki played in his 1,000th career game vs. the Suns (1/4/12)...the Mavericks defeated the Suns 113-108 in Mexico City on 1/12/17, in what was Dallas' second regular-season game played outside of the U.S. or Canada...former Suns forward Shawn Marion appeared in his 1,000th career game against Phoenix (1/27/13)...Jason Terry recorded his 1,000th 3-pointer with the Mavericks vs. Phoenix (4/10/11)...former Phoenix guard Jason Kidd dished out 20 assists against the Suns (4/5/09)…with his 14th assist Kidd surpassed Magic Johnson for third place on the NBA's all-time assist list (10,142), on his 16th assist he set a new Mavericks record for assists in a half and with his 20th assist he set a new franchise record for most assists in a regulation-length game...Tony Dumas set a Mavericks record for scoring off the bench with 39 points in 33 minutes in Dallas' 140-130 overtime win on 1/12/96.

PORTLAND PR STAFF

EVP, Chief Communications & Impact Officer
Ashley P. Clinkscale (ashley.clinkscale@trailblazers.com)

Vice President, Basketball Communications
Rahsaan Gethers (rahsaan.gethers@trailblazers.com)

Director of Basketball Communications
Maggie Yang (maggie.yang@trailblazers.com)

Basketball Communications Coordinator
Wyeth Wilson (wyeth.wilson@trailblazers.com)

2023-24 SEASON SERIES RESULTS

12/8/23 @ Portland	Dallas, 125-112
12/16/23 @ Portland	Dallas, 131-120
1/3/24 vs. Dallas	Dallas, 126-97
1/5/24 vs. Dallas	Dallas, 139-103

2023-24 REGULAR SEASON VS. TRAIL BLAZERS

DATE	SITE	TIME/RESULT
12/8/23	Portland	W, 125-112
12/16/23	Portland	W, 131-120
1/3/24	Dallas	W, 126-97
1/5/24	Dallas	W, 139-103

2022-23 REGULAR SEASON VS. TRAIL BLAZERS

DATE	SITE	RESULT
11/12/22	Dallas	W, 117-112
12/16/22	Dallas	W, 130-110
1/14/23	Portland	L, 119-136
1/15/23	Portland	L, 123-140

SERIES HISTORY VS. TRAIL BLAZERS

	ALL-TIME	STREAKS	LAST WIN	LAST LOSS
Overall	85-90	Won 4	1/5/24	1/15/23
Home	55-34	Won 5	1/5/24	2/14/21
Road	30-56	Won 2	12/16/23	1/15/23

2023-24 DALLAS STATISTICS VS. PORTLAND

PLAYER	GP-GS	MIN	FG-ATT	FG%	3FG-ATT	3FG%	FT-FTA	FT%	OFF	DEF	TOT/AVG	AST	PF-D	STL	TO	BLK	PTS	AVG
L. Dončić	3-3	109.0	39-77	.506	11-33	.333	24-28	.857	2	22	24/8.0	25	5-25	3	13	1	113	37.7
T. Hardaway Jr.	4-0	122.5	28-57	.491	14-36	.389	8-9	.889	0	15	15/3.8	5	9-13	2	4	1	78	19.5
K. Irving	3-3	71.2	24-43	.558	7-15	.467	9-10	.900	1	19	20/6.7	12	1-9	5	2	2	64	21.3
D. Jones Jr.	4-4	114.9	19-32	.594	5-16	.313	6-9	.667	5	7	12/3.0	6	9-8	9	6	4	49	12.3
D. Exum	2-2	60.2	17-26	.654	3-4	.750	4-5	.800	2	6	8/4.0	10	6-4	1	3	0	41	20.5
J. Hardy	3-1	49.7	14-26	.538	4-13	.308	2-3	.667	2	11	13/4.3	10	3-3	1	4	1	34	11.3
S. Curry	4-0	66.9	8-21	.381	5-11	.455	2-2	1.000	2	5	7/1.8	5	6-2	0	2	0	23	5.8
J. Green	2-2	52.5	10-13	.769	0-2	.000	2-2	1.000	2	7	9/4.5	6	4-3	3	1	0	22	11.0
D. Powell	4-1	73.4	6-10	.600	0-0	.000	9-15	.600	8	11	19/4.8	8	9-11	4	4	2	21	5.3
A. Lawson	4-0	40.6	6-15	.400	2-7	.286	5-6	.833	1	5	6/1.5	2	7-3	3	2	0	19	4.8
M. Morris	3-0	38.9	6-13	.462	3-6	.500	0-0	.000	0	9	9/3.0	5	3-1	2	6	0	15	5.0
O. Prosper	4-0	32.9	4-12	.333	2-5	.400	3-4	.750	5	12	17/4.3	5	4-3	0	0	1	13	3.3
D. Lively II	3-3	53.1	5-8	.625	0-0	.000	0-0	.000	3	12	15/5.0	6	5-2	3	2	5	10	3.3
G. Brown III	2-0	12.5	3-5	.600	1-2	.500	0-0	.000	1	1	2/1.0	1	2-0	0	1	3	7	3.5
B. Williams	2-0	15.8	2-4	.500	1-1	1.000	2-5	.400	1	1	2/1.0	2	0-5	1	1	1	7	3.5
G. Williams	2-1	45.9	2-6	.333	0-3	.000	1-1	1.000	2	4	6/3.0	5	6-2	1	4	1	5	2.5
TEAM	**49-20**	**960.0**	**193-368**	**.524**	**58-154**	**.377**	**77-99**	**.778**	**37**	**147**	**184/46.0**	**113**	**79-94**	**38**	**55**	**22**	**521**	**130.3**

2023-24 PORTLAND STATISTICS VS. DALLAS

PLAYER	GP-GS	MIN	FG-ATT	FG%	3FG-ATT	3FG%	FT-FTA	FT%	OFF	DEF	TOT/AVG	AST	PF-D	STL	TO	BLK	PTS	AVG
A. Simons	4-4	121.2	29-67	.433	8-29	.276	18-18	1.000	5	18	23/5.8	21	8-17	3	13	0	84	21.0
S. Sharpe	4-2	109.5	20-49	.408	8-24	.333	14-16	.875	4	16	20/5.0	9	13-14	1	6	1	62	15.5
J. Grant	3-3	80.6	22-40	.550	4-10	.400	7-11	.636	1	6	7/2.3	6	6-7	3	4	1	55	18.3
S. Henderson	4-2	120.1	18-53	.340	5-18	.278	6-9	.667	3	11	14/3.5	22	11-8	1	14	1	47	11.8
T. Camara	4-4	96.1	16-45	.356	6-25	.240	4-6	.667	9	15	24/6.0	2	16-8	5	4	1	42	10.5
D. Reath	4-2	69.1	15-32	.469	3-13	.231	6-7	.857	9	11	20/5.0	5	11-7	2	6	0	39	9.8
M. Thybulle	4-1	92.3	9-21	.429	8-16	.500	0-0	.000	4	12	16/4.0	2	4-3	7	3	3	26	6.5
M. Brogdon	3-0	57.5	8-21	.381	1-11	.091	1-3	.333	0	7	7/2.3	7	5-2	2	4	0	18	6.0
K. Murray	3-0	52.9	7-17	.412	3-7	.429	0-0	.000	3	7	10/3.3	3	0-1	3	2	0	17	5.7
J. Walker	3-0	48.5	4-14	.286	1-5	.200	5-5	1.000	2	8	10/3.3	6	4-7	0	1	0	14	4.7
Ish W.	1-0	17.4	3-5	.600	3-5	.600	0-0	.000	0	5	5/5.0	0	0-1	1	0	0	9	9.0
D. Ayton	1-1	27.4	3-5	.600	0-0	.000	1-2	.500	3	7	10/10.0	2	3-1	2	1	0	7	7.0
R. Rupert	1-0	18.6	3-5	.600	1-2	.500	0-0	.000	1	2	3/3.0	0	3-0	0	2	0	7	7.0
S. Mays	1-0	8.4	2-4	.500	0-0	.000	1-2	.500	1	4	5/5.0	1	0-1	0	1	0	5	5.0
Ibou B.	2-1	32.6	0-3	.000	0-0	.000	0-0	.000	3	3	6/3.0	1	9-2	0	5	2	0	0.0
J. Minaya	1-0	7.9	0-0	.000	0-0	.000	0-0	.000	0	0	0/0.0	0	1-0	0	0	0	0	0.0
TEAM	**43-20**	**959.9**	**159-381**	**.417**	**51-165**	**.309**	**63-79**	**.797**	**48**	**132**	**180/45.0**	**87**	**94-79**	**30**	**66**	**9**	**432**	**108.0**

2024-25 VS MAVERICKS

Dec. 1 at Portland
Dec. 23 at Dallas
Dec. 28 at Portland
Jan. 9 at Dallas

2023-24 SEASON

21-61 (.256)
in Northwest

PLAYOFFS

Did not qualify

2023-24 REGULAR SEASON INDIVIDUAL BESTS

Points	41	Luka Dončić vs. POR 1/3/24
Rebounds	12	Luka Dončić @ POR 12/16/23
Assists	10	Luka Dončić @ POR 12/16/23, Luka Dončić @ POR 12/8/23

2023-24 REGULAR SEASON TRAIL BLAZERS BESTS

Points	33	Anfernee Simons @ POR 12/16/23
Rebounds	10	Deandre Ayton @ POR 12/16/23
Assists	10	Scoot Henderson vs. POR 1/5/24

2023-24 REGULAR SEASON TEAM

Biggest Win	36	vs. POR 1/5/24

** No Biggest Loss **

DATE	SITE	W/L	SCORE	DATE	SITE	W/L	SCORE	DATE	SITE	W/L	SCORE	DATE	SITE	W/L	SCORE	DATE	SITE	W/L	SCORE
10/24/80	POR	L	105-120	11/14/87	DAL	W	127-116	3/31/96	DAL	L	100-115	3/17/05	DAL	W	98-94	2/7/15	DAL	W	111-101*
11/14/80	DAL	W	113-106	1/19/88	POR	W	120-116	4/11/96	POR	L	99-114	4/14/05	POR	W	102-90	3/5/15	POR	L	75-94
11/23/80	POR	L	96-116	3/8/88	DAL	L	110-112	12/20/96	POR	L	77-107	1/3/06	DAL	W	95-81	4/15/15	DAL	W	114-98
3/15/81	POR	L	110-135	3/20/88	POR	L	99-105	1/4/97	DAL	L	104-110	1/22/06	POR	W	95-89*	12/1/15	POR	W	115-112*
3/27/81	DAL	L	109-123	3/25/88	DAL	W	106-101	3/7/97	POR	L	69-80	3/7/06	DAL	W	93-87	3/20/16	DAL	W	132-120*

11/10/81	POR	L	95-117	1/15/89	DAL	W	111-108	4/8/97	DAL	W	87-82	3/9/06	POR	W	109-92	3/23/16	POR	L	103-109
12/19/81	DAL	W	102-95	2/7/89	POR	L	125-134	11/8/97	DAL	L	94-101	11/12/06	POR	W	103-96	11/4/16	DAL	L	95-105
1/16/82	DAL	L	103-110	3/8/89	DAL	W	99-92	11/17/97	POR	L	75-120	1/10/07	DAL	W	99-74	12/21/16	POR	W	96-95
3/10/82	DAL	W	104-102	3/20/89	POR	L	91-112	4/3/98	POR	L	102-109	4/7/07	DAL	W	86-74	2/3/17	POR	W	108-104
3/21/82	POR	L	101-109	11/10/89	DAL	L	91-99	4/7/98	DAL	L	91-99	11/10/07	POR	L	82-91	2/7/17	DAL	L	113-114
12/18/82	POR	L	105-108	12/29/89	DAL	L	140-144***	2/15/99	POR	L	84-99	11/30/07	DAL	W	91-80	1/20/18	POR	L	108-117
1/20/83	DAL	W	121-112	2/3/90	POR	L	110-131	3/15/99	DAL	L	91-106	2/13/08	DAL	W	96-76	1/26/18	DAL	L	93-107
2/6/83	POR	W	112-105	4/13/90	POR	L	92-124	4/17/99	DAL	L	94-102	4/12/08	POR	L	105-108	4/3/18	DAL	W	115-109
2/25/83	DAL	W	133-117	12/14/90	POR	L	104-106	1/10/00	POR	L	94-107	12/25/08	POR	W	102-94	12/4/18	DAL	W	111-102
4/2/83	POR	L	98-110	1/9/91	DAL	W	109-99	1/15/00	DAL	W	113-105	2/4/09	DAL	W	104-99	12/23/18	POR	L	118-121*
11/2/83	DAL	W	123-117	2/19/91	POR	L	100-107	3/30/00	POR	L	85-96	3/11/09	POR	W	93-89	2/10/19	DAL	W	102-101
1/13/84	DAL	W	113-110	4/7/91	DAL	L	92-110	4/11/00	DAL	W	92-81	12/22/09	DAL	L	81-85	3/20/19	POR	L	118-126
1/17/84	POR	L	114-121	12/26/91	POR	L	88-113	11/30/00	POR	L	84-95	1/30/10	DAL	L	112-114*	10/27/19	DAL	L	119-121
2/7/84	POR	L	85-101	2/6/92	DAL	L	98-103	12/20/00	DAL	W	106-101	3/25/10	POR	L	89-101	1/17/20	DAL	W	120-112
4/3/84	DAL	L	88-91	3/24/92	POR	L	83-109	3/20/01	DAL	L	88-96	4/9/10	POR	W	83-77	1/23/20	POR	W	133-125
11/13/84	POR	W	101-94	4/15/92	DAL	L	94-100	3/28/01	POR	W	94-84	12/15/10	DAL	W	103-98	8/11/20	†DAL	L	131-134
1/8/85	POR	W	108-102	12/30/92	POR	L	92-111	12/11/01	DAL	W	105-103	1/4/11	DAL	W	84-81	2/14/21	DAL	L	118-121
1/13/85	DAL	W	124-101	1/5/93	DAL	L	95-109	2/13/02	POR	L	103-114	3/15/11	POR	L	101-104	3/19/21	POR	L	119-125
2/20/85	DAL	W	104-98	3/10/93	DAL	L	96-124	3/14/02	POR	L	106-132	4/3/11	POR	L	96-104	3/21/21	POR	W	132-92
4/12/85	POR	L	111-131	4/8/93	POR	L	107-126	4/9/02	DAL	W	108-96	2/11/12	DAL	W	97-94**	12/27/21	POR	W	132-117
11/6/85	DAL	L	109-111	11/21/93	POR	L	90-103	11/11/02	DAL	W	82-73	4/6/12	DAL	L	97-99*	1/26/22	POR	W	132-112
12/27/85	DAL	L	133-142*	12/14/93	DAL	L	93-100*	12/4/02	POR	W	103-88	4/13/12	POR	W	97-94	4/8/22	DAL	W	128-78
2/6/86	POR	W	115-111	2/15/94	DAL	L	103-106	1/26/03	DAL	L	93-100	11/5/12	DAL	W	114-91	11/12/22	DAL	W	117-112
3/7/86	POR	L	114-125	4/12/94	POR	W	108-107	3/28/03	POR	L	95-112	1/29/13	POR	L	104-106	12/16/22	DAL	W	130-110
3/14/86	DAL	W	129-118	11/25/94	DAL	W	101-91	11/17/03	DAL	W	105-98	2/6/13	DAL	W	105-99	1/14/23	POR	L	119-136
11/7/86	POR	L	113-120*	12/23/94	POR	L	92-118	12/23/03	POR	L	88-97	4/7/13	POR	W	96-91	1/15/23	POR	L	123-140
12/10/86	DAL	W	130-129	2/14/95	DAL	W	95-90	1/17/04	POR	W	108-104	12/7/13	POR	W	108-106	12/8/23	POR	W	125-112
12/14/86	POR	L	100-134	4/15/95	POR	W	102-90	2/28/04	DAL	W	111-91	1/18/14	DAL	L	111-127	12/16/23	POR	W	131-120
2/1/87	POR	L	117-133	1/27/96	DAL	L	103-112	11/26/04	DAL	W	92-83	3/7/14	DAL	W	103-98	1/3/24	DAL	W	126-97
2/10/87	DAL	W	135-115	3/17/96	POR	L	86-112	1/26/05	POR	W	95-88	11/6/14	POR	L	87-108	1/5/24	DAL	W	139-103

* overtime † neutral location

SERIES INFORMATION & NOTES

Overall series 85-90
Home games vs. Trail Blazers 54-34
Road games at Trail Blazers 30-56
Neutral site games Portland 1-0
Current series streak Dallas won last four
in Dallas Dallas won last five
in Portland Dallas won last two

DALLAS
Last home win 139-103 (1/5/24)
Last road win 131-120 (12/16/23)
Largest margin of victory 50 (128-78, 4/8/22)
High point total 140 (3OT) (12/29/89)
Low point total 69 (3/7/97)

PORTLAND
Last home win 140-123 (1/15/23)
Last road win 121-118 (2/14/21)
Largest margin of victory 45 (120-75, 11/17/97)
High point total 144 (3OT) (12/29/89)
Low point total 73 (11/11/02)

Series scoring record vs. Portland
Luka ć (44 on 2/14/21)

Mark Aguirre (44 on 2/6/83)

Series scoring record vs. Dallas
Damian Lillard (61 on 8/11/20)

Dallas swept the 2023-24 season series, 4-0, against Portland including two wire-to-wire wins...Luka Dončić (42 points, 13 rebounds, 10 assists) recorded his fourth career 40-point triple-double vs. Portland (11/12/22), moving him into sixth place on the NBA's all-time 40-point triple-doubles list...the Trail Blazers recorded a 140-123 win in the most recent meeting at the Moda Center, setting a series record for points in a regulation-length game and marking the third-most points by either team in series history overall (Portland recorded a 144-140 win in 3OT at DAL 12/29/89 and a 142-133 victory in OT at DAL 12/27/85)...Dallas defeated Portland by a series-record 50 points (128-78) at American Airlines Center (4/8/22), marking the club's fifth 50-point win in franchise history...it was also the second time in a span of four games that the Mavericks beat the Blazers by 40+ points (40, 132-92, at POR 3/21/21), after they had failed to defeat Portland by more than 25 points in each of the previous 40 seasons...Dončić tallied a game-high 44 points in a 121-118 loss to Portland at American Airlines Center (2/14/21), tying Mark Aguirre's club record (44 at POR 2/6/83) for the highest-scoring game by a Maverick against the Blazers...Damian Lillard netted a series-record 61 points for the Blazers in a 134-131 win over Dallas in Orlando (8/11/20), marking the second-highest scoring effort ever by an individual against the Mavericks (Kobe Bryant, 62, L.A. Lakers, 12/20/05)…Yogi Ferrell went 9-of-11 from beyond the arc, tying the NBA rookie record for 3-pointers made, in the Mavericks' 108-104 win at Portland (2/3/17)...Ferrell, who finished with a game-high 32 points and a team-high 5 assists, became the first undrafted rookie in NBA history to score 30+ points in a game in which he also led his team in assists...Rick Carlisle recorded his 500th career victory against Portland (2/6/13)...almost exactly four years later, Carlisle captured his 400th win with the Mavericks at Portland (2/3/17), becoming the first coach in franchise history to reach the milestone...Shawn Bradley set a Mavericks record with 13 blocked shots in a loss to Portland on 4/7/98…Bradley finished the game with 22 points and a career-high 22 rebounds, recording a triple-double…the second-longest game in Mavericks history was a triple-overtime loss in Dallas that lasted 3:10 on 12/29/89…in that game, James Donaldson set a Mavericks record with 58 minutes played, and the Blazers' Clyde Drexler set a Mavericks opponent record with 55 minutes played.

SACRAMENTO PR STAFF

SVP, Communications & External Affairs
Becky Beland McNaught

VP, Media Relations
Shannon Malone (smalone@kings.com)

Manager, Media Relations
Michael Martinez (mmartinez@kings.com)

Senior Coordinator, Media Relations
Nick Robinson (nrobinson@kings.com)

2023-24 SEASON SERIES RESULTS

11/19/23 vs. Dallas	Sacramento, 129-113
1/27/24 vs. Dallas	Sacramento, 120-115
3/26/24 @ Sacramento	Dallas, 132-96
3/29/24 @ Sacramento	Dallas, 107-103

2023-24 REGULAR SEASON VS. KINGS

DATE	SITE	TIME/RESULT
11/19/23	Dallas	L, 113-129
1/27/24	Dallas	L, 115-120
3/26/24	Sacramento	W, 132-96
3/29/24	Sacramento	W, 107-103

2022-23 REGULAR SEASON VS. KINGS

DATE	SITE	RESULT
2/10/23	Sacramento	W, 122-114
2/11/23	Sacramento	L, 128-133 (OT)
4/5/23	Dallas	W, 123-119

SERIES HISTORY VS. KINGS

	ALL-TIME	STREAKS	LAST WIN	LAST LOSS
Overall	103-80	Won 2	3/29/24	1/27/24
Home	61-31	Lost 2	4/5/23	1/27/24
Road	42-49	Won 2	3/29/24	2/11/23

2023-24 DALLAS STATISTICS VS. SACRAMENTO

PLAYER	GP-GS	MIN	FG-ATT	FG%	3FG-ATT	3FG%	FT-FTA	FT%	OFF	DEF	TOT/AVG	AST	PF-D	STL	TO	BLK	PTS	AVG
L. Dončić	4-4	150.5	32-77	.416	12-32	.375	31-41	.756	4	36	40/10.0	42	9-35	9	14	1	107	26.8
K. Irving	3-3	105.4	29-52	.558	9-20	.450	10-12	.833	0	8	8/2.7	11	7-8	2	4	0	77	25.7
T. Hardaway Jr.	4-0	110.0	22-49	.449	10-23	.435	6-7	.857	1	10	11/2.8	10	7-5	1	1	1	60	15.0
D. Lively II	4-2	105.9	16-27	.593	0-0	.000	3-6	.500	12	22	34/8.5	3	10-6	3	2	5	35	8.8
G. Williams	2-2	58.4	12-22	.545	8-14	.571	2-4	.500	5	6	11/5.5	5	6-4	3	1	1	34	17.0
D. Exum	3-0	59.3	8-15	.533	4-9	.444	2-2	1.000	0	7	7/2.3	10	5-2	1	1	0	22	7.3
J. Green	2-1	59.3	8-17	.471	4-11	.364	2-4	.500	1	6	7/3.5	10	4-2	2	3	0	22	11.0
D. Jones Jr.	3-3	61.8	7-16	.438	4-9	.444	3-4	.750	0	6	6/2.0	4	1-6	1	2	1	21	7.0
P. Washington	2-2	65.7	7-21	.333	6-14	.429	1-4	.250	1	18	19/9.5	4	4-2	1	0	2	21	10.5
D. Gafford	2-2	45.6	8-12	.667	0-0	.000	0-2	.000	4	7	11/5.5	3	5-2	2	3	3	16	8.0
J. Hardy	3-1	32.8	5-15	.333	3-9	.333	1-2	.500	2	3	5/1.7	7	4-2	1	3	0	14	4.7
M. Kleber	3-0	39.0	4-8	.500	3-5	.600	0-0	.000	2	2	4/1.3	2	0-1	1	1	0	11	3.7
A. Lawson	2-0	9.2	4-5	.800	0-1	.000	0-0	.000	0	1	1/0.5	1	1-0	0	1	0	8	4.0
S. Curry	1-0	11.4	3-5	.600	1-3	.333	0-0	.000	1	1	2/2.0	1	1-0	0	0	0	7	7.0
R. Holmes	2-0	13.6	3-4	.750	0-0	.000	1-2	.500	2	0	2/1.0	0	4-2	1	1	0	7	3.5
M. Morris	2-0	8.9	2-5	.400	1-3	.333	0-0	.000	0	1	1/0.5	2	0-0	0	0	0	5	2.5
D. Powell	2-0	17.6	0-1	.000	0-0	.000	0-0	.000	0	2	2/1.0	1	1-0	1	2	0	0	0.0
O. Prosper	1-0	5.5	0-1	.000	0-1	.000	0-0	.000	0	3	3/3.0	0	0-0	0	0	0	0	0.0
TEAM	**45-20**	**959.9**	**170-352**	**.483**	**65-154**	**.422**	**62-90**	**.689**	**35**	**139**	**174/43.5**	**116**	**69-77**	**29**	**39**	**14**	**467**	**116.8**

2023-24 SACRAMENTO STATISTICS VS. DALLAS

PLAYER	GP-GS	MIN	FG-ATT	FG%	3FG-ATT	3FG%	FT-FTA	FT%	OFF	DEF	TOT/AVG	AST	PF-D	STL	TO	BLK	PTS	AVG
D. Fox	4-4	140.7	38-84	.452	12-26	.462	17-19	.895	5	13	18/4.5	20	10-14	9	6	2	105	26.3
D. Sabonis	4-4	138.7	29-47	.617	1-4	.250	15-24	.625	8	39	47/11.8	29	13-18	1	15	2	74	18.5
K. Murray	4-4	141.0	22-48	.458	9-26	.346	8-11	.727	6	11	17/4.3	8	15-8	2	2	4	61	15.3
H. Barnes	4-4	136.1	21-51	.412	7-22	.318	10-11	.909	7	14	21/5.3	14	3-10	3	6	1	59	14.8
M. Monk	4-0	66.3	12-29	.414	4-11	.364	5-8	.625	0	10	10/2.5	12	7-8	2	8	2	33	8.3
K. Ellis	3-2	75.6	9-17	.529	5-11	.455	3-3	1.000	2	12	14/4.7	3	6-6	3	2	0	26	8.7
K. Huerter	1-1	30.1	7-11	.636	4-8	.500	0-0	.000	0	4	4/4.0	5	2-0	0	0	2	18	18.0
C. Duarte	3-1	52.8	6-17	.353	4-9	.444	0-0	.000	1	9	10/3.3	4	4-0	3	2	1	16	5.3
D. Mitchell	4-0	53.8	6-14	.429	2-4	.500	0-0	.000	0	3	3/0.8	6	3-1	1	3	0	14	3.5
J. McGee	3-0	25.2	5-9	.556	0-0	.000	2-2	1.000	2	9	11/3.7	1	1-2	2	1	1	12	4.0
K. Edwards	4-0	26.1	3-7	.429	3-4	.750	0-0	.000	3	1	4/1.0	1	2-0	1	0	1	9	2.3
A. Vezenkov	1-0	13.1	3-5	.600	1-2	.500	0-0	.000	1	0	1/1.0	1	2-0	0	1	1	7	7.0
M. Jones	1-0	5.5	2-3	.667	2-3	.667	0-0	.000	0	1	1/1.0	1	0-0	1	1	0	6	6.0
A. Len	2-0	22.8	2-4	.500	0-0	.000	1-2	.500	4	2	6/3.0	4	4-1	0	0	1	5	2.5
C. Jones	2-0	9.4	1-4	.250	0-1	.000	0-0	.000	2	0	2/1.0	2	3-0	0	0	0	2	1.0
T. Lyles	1-0	17.4	0-2	.000	0-1	.000	1-2	.500	0	4	4/4.0	1	2-1	0	1	1	1	1.0
J. Slawson	2-0	5.5	0-0	.000	0-0	.000	0-0	.000	0	1	1/0.5	0	0-0	0	0	0	0	0.0
TEAM	**47-20**	**959.9**	**166-352**	**.472**	**54-132**	**.409**	**62-82**	**.756**	**41**	**133**	**174/43.5**	**112**	**77-69**	**28**	**48**	**19**	**448**	**112.0**

2024-25 VS MAVERICKS

Dec. 30 at Sacramento
Feb. 10 at Dallas
Mar. 3 at Dallas

2023-24 SEASON

46-36 (.561)
in Pacific

PLAYOFFS

Did not qualify

2023-24 REGULAR SEASON INDIVIDUAL BESTS

Points	30	Kyrie Irving @ SAC 3/29/24
Rebounds	13	P.J. Washington Jr. @ SAC 3/26/24
Assists	17	Luka Dončić vs. SAC 1/27/24

2023-24 REGULAR SEASON KINGS BESTS

Points	34	De'Aaron Fox vs. SAC 1/27/24
Rebounds	13	Domantas Sabonis vs. SAC 11/19/23
Assists	10	Domantas Sabonis @ SAC 3/29/24

2023-24 REGULAR SEASON TEAM

Biggest Win	36	@ SAC 3/26/24
Biggest Loss	16	vs. SAC 11/19/23

DATE	SITE	W/L	SCORE	DATE	SITE	W/L	SCORE	DATE	SITE	W/L	SCORE	DATE	SITE	W/L	SCORE	DATE	SITE	W/L	SCORE
10/17/80	DAL	L	91-103	12/2/86	SAC	W	127-124	1/28/95	DAL	L	84-87	4/1/04	DAL	W	127-117	11/11/14	DAL	W	106-98
12/13/80	KCK	L	107-114	2/12/87	SAC	L	125-129	3/14/95	SAC	W	91-90	11/2/04	DAL	W	107-98	1/13/15	SAC	W	108-104*
1/20/81	DAL	L	91-104	2/25/87	DAL	W	108-101	1/23/96	SAC	W	111-109	2/11/05	SAC	W	115-113	2/5/15	SAC	W	101-78
2/3/81	DAL	L	100-121	3/19/87	SAC	W	105-104	2/21/96	DAL	W	93-91	2/24/05	DAL	W	122-113	11/30/15	SAC	L	98-112
2/26/81	KCK	L	102-105	4/18/87	DAL	W	125-121	4/2/96	DAL	L	97-104	3/24/05	SAC	L	101-109	1/5/16	DAL	W	117-116**
3/29/81	KCK	L	104-113	11/21/87	SAC	W	103-96	4/9/96	SAC	L	86-95	12/22/05	SAC	W	105-95	3/3/16	DAL	L	101-104
10/31/81	DAL	W	95-89	12/9/87	DAL	W	125-98	11/2/96	DAL	L	94-107	3/12/06	SAC	L	80-85	3/27/16	SAC	L	111-133
12/9/81	KCK	L	109-113*	12/29/87	DAL	W	126-117	12/12/96	SAC	L	86-93	4/4/06	DAL	W	127-101	12/7/16	DAL	L	89-120
12/29/81	DAL	W	104-92	2/4/88	SAC	L	101-118	2/4/97	DAL	W	104-96	12/1/06	DAL	W	109-90	12/18/16	DAL	W	99-79
1/21/82	KCK	W	110-94	3/2/88	DAL	W	115-90	3/16/97	SAC	W	89-88	12/18/06	SAC	W	109-91	4/4/17	SAC	L	87-98
3/26/82	DAL	W	96-87	4/12/88	SAC	W	104-96	11/18/97	SAC	L	95-102	1/27/07	DAL	W	106-104	10/20/17	DAL	L	88-93
4/14/82	KCK	L	95-114	11/12/88	DAL	W	111-71	12/20/97	DAL	L	88-89	4/3/07	SAC	W	97-93	2/3/18	SAC	W	106-99
11/5/82	KCK	W	118-113	1/3/89	SAC	L	96-123	1/8/98	DAL	L	92-103	11/3/07	DAL	W	123-102	2/13/18	DAL	L	109-114
11/20/82	DAL	L	120-127	3/18/89	SAC	L	90-100	4/5/98	SAC	L	99-105	1/14/08	SAC	L	120-122	3/27/18	SAC	W	103-97
1/26/83	KCK	W	125-115	4/7/89	DAL	W	115-102	2/27/99	DAL	W	97-90	2/29/08	DAL	W	115-106	12/16/18	DAL	L	113-120

2/26/83	DAL	W	118-107	11/7/89	SAC	L	94-96	3/7/99	SAC	L	89-94	11/29/08	SAC	W	101-78	3/21/19	SAC	L	100-116
3/9/83	KCK	L	113-129	12/23/89	DAL	W	102-95	3/20/99	DAL	W	104-90	1/11/09	SAC	L	95-102	3/26/19	DAL	L	121-125
3/26/83	DAL	L	111-114	1/26/90	DAL	W	106-93	4/24/99	SAC	L	102-105	2/10/09	DAL	W	118-100	12/8/19	DAL	L	106-110
11/25/83	DAL	W	98-96	2/6/90	SAC	W	100-90	11/19/99	DAL	L	94-103	2/21/09	DAL	W	116-95	1/15/20	SAC	W	127-123
12/6/83	KCK	L	103-112	12/4/90	SAC	L	83-103	12/26/99	SAC	L	111-118	11/20/09	DAL	W	104-102	2/12/20	DAL	W	130-111
1/10/84	KCK	L	102-112	12/29/90	DAL	W	90-79	3/6/00	SAC	L	109-130	1/2/10	SAC	W	99-91	8/4/20	†SAC	W	114-110*
2/10/84	DAL	W	115-96	3/18/91	DAL	W	104-86	4/4/00	DAL	W	105-102	3/5/10	DAL	W	108-100	4/18/21	DAL	L	107-121
3/2/84	DAL	W	108-94	4/9/91	SAC	L	104-113	11/12/00	SAC	L	84-109	4/10/10	SAC	W	126-108	4/26/21	SAC	L	106-113
3/3/84	KCK	L	103-105	12/21/91	DAL	W	109-85	1/15/01	DAL	L	105-116	12/4/10	SAC	W	105-103	5/2/21	DAL	L	99-111
12/12/84	DAL	W	116-107	2/3/92	SAC	L	95-99	4/1/01	SAC	W	119-107	2/9/11	SAC	W	102-100	10/31/21	DAL	W	105-99
1/5/85	DAL	W	135-107	3/20/92	DAL	L	96-125	4/13/01	DAL	W	101-97	2/16/11	DAL	W	116-100	12/29/21	SAC	L	94-95
1/10/85	KCK	W	117-110*	4/5/92	SAC	L	89-103	11/29/01	DAL	L	98-110	1/14/12	DAL	W	99-60	12/31/21	SAC	W	112-96
2/23/85	KCK	W	121-98	12/29/92	SAC	L	81-139	12/2/01	SAC	W	120-114*	3/9/12	SAC	L	97-110	3/5/22	DAL	W	114-113
3/13/85	DAL	W	118-100	1/29/93	DAL	L	120-130	2/23/02	DAL	W	111-97	4/10/12	DAL	W	110-100	2/10/23	SAC	W	122-114
4/9/85	KCK	L	105-117	3/13/93	SAC	L	94-122	4/14/02	SAC	W	113-100	12/10/12	DAL	W	119-96	2/11/23	SAC	L	128-133*
11/2/85	DAL	W	119-113	4/17/93	DAL	L	107-108*	1/15/03	SAC	L	94-123	1/10/13	SAC	W	117-112*	4/5/23	DAL	W	123-119
11/29/85	DAL	W	113-111	1/2/94	SAC	L	116-119	2/4/03	DAL	L	109-110	2/13/13	DAL	W	123-100	11/19/23	DAL	L	113-129
1/21/86	SAC	L	110-119	1/29/94	DAL	W	108-101	2/27/03	DAL	L	124-126*	4/5/13	SAC	W	117-108	1/27/24	DAL	L	115-120
3/9/86	SAC	W	117-102	4/5/94	SAC	W	88-80	3/16/03	SAC	W	129-123*	12/9/13	SAC	L	97-112	3/26/24	SAC	W	132-96
3/12/86	DAL	L	120-127*	4/16/94	DAL	L	98-106	12/25/03	SAC	W	111-103	1/31/14	DAL	W	107-103	3/29/24	SAC	W	107-103
4/7/86	SAC	L	115-122	11/17/94	DAL	W	96-94	1/25/04	DAL	W	108-99	3/29/14	DAL	W	103-100	--	--	--	--
11/26/86	DAL	W	129-117	1/24/95	SAC	L	109-110**	3/11/04	SAC	L	102-120	4/6/14	SAC	W	93-91	--	--	--	--

* overtime † neutral location

SERIES INFORMATION & NOTES

Overall series 103-80
Home games vs. Kings 61-31
Road games at Kings 41-49
Neutral site games 1-0
Current series streak Dallas won last two
in Dallas Sacramento won last two
in Sacrameto Dallas won last two

DALLAS
Last home win 123-119 (4/5/23)
Last road win 107-103 (3/29/24)
Largest margin of victory 40 (111-71, 11/12/88)
High point total 135 (1/5/85)
Low point total 80 (3/12/06)

SACRAMENTO
Last home win 133-128 (2/11/23)
Last road win 120-115 (1/27/24)
Largest margin of victory 58 (139-81, 12/29/92)
High point total 139 (12/29/92)
Low point total 60 (1/14/12)

Series scoring record vs. Sacramento
Rolando Blackman (46 on 3/12/86 (OT))

Series scoring record vs. Dallas
De'Aaron Fox (44 on 3/5/22)

Dallas and Sacramento traded blows on the road with the away team prevailing in the 2023-24 series, 2-2...the Mavericks outscored the Kings 45-25 in the opening quarter en route to a 122-114 road win (2/10/23)...the 45-point first quarter was tied for the second-highest scoring opening period in team history and one shy of the franchise record (46, twice)...Kyrie Irving (19) and Christian Wood (12) combined for all 31 of Dallas' fourth-quarter points in the team's 123-119 win vs. Sacramento (4/5/23) (they outscored Sacramento's entire team 31-27 in the 4th), marking the first time two Mavericks combined for all of the team's fourth-quarter points in a win since Dirk Nowitzki (12) and Jerry Stackhouse (4) accomplished the feat against Houston in March 2006...De'Aaron Fox scored a Sacramento series-best 44 points in a 114-113 loss at Dallas (3/5/22)...Sacramento swept Dallas twice in a span of three years (3-0 in 2018-19, 3-0 in 2020-21), after it previously had not done so since 1997-98 (4-0)...the Mavericks won 37-of-44 (.841) meetings from March 2003 to February 2015...Luka Dončić tallied 25 points, 15 rebounds and 17 assists in Dallas' 127-123 victory at Sacramento (1/15/20), becoming the youngest player in NBA history (20 years, 321 days) to post a 25-point, 15-rebound, 15-assist effort…later that season, Dončić totaled 34 points, 20 rebounds and 12 assists in Dallas' 114-110 overtime win over Sacramento (8/4/20), becoming the youngest player in league history (21 years, 158 days) to record a 30-point, 20-rebound, 10-assist game…on 11/11/14, Dirk Nowitzki passed Hakeem Olajuwon for ninth place on the NBA's all-time scoring list and became the top foreign-born scorer of all time...from 1/25/04 to 1/5/16, the Mavericks defeated the Kings 22 consecutive times in Dallas, marking their longest ever home winning streak against any opponent...Deron Williams hit a game-winning 3-pointer as time expired in double-overtime to give Dallas a thrilling 117-116 victory over the Kings on 1/5/16 (and extend the home winning streak to 22 games)...on 1/14/12, the Mavericks held the Kings to just 60 points on 22-of-86 (.256) shooting, setting new opponent lows for points, field goals made and field goal percentage...the Mavericks suffered their worst loss in team history in a 58-point (139-81) loss to the Kings in Sacramento on 12/29/92.

SAN ANTONIO PR STAFF

Vice President of Communications
Tom James (tjames@spurs.com)

Basketball Communications Director
Jordan Howenstine (jhowenstine@spurs.com)

Basketball Communications Senior Manager
Kris Davis (kdavis@spurs.com)

Basketball Communications Senior Coordinator
Alexis Winston (awinston@spurs.com)

Senior Director of Corporate Communications
Liberty Swift (lswift@spurs.com)

2023-24 SEASON SERIES RESULTS

10/25/23 @ San Antonio	Dallas, 126-119
12/23/23 vs. Dallas	Dallas, 144-119
2/14/24 vs. Dallas	Dallas, 116-93
3/19/24 @ San Antonio	Dallas, 113-107

2023-24 REGULAR SEASON VS. SPURS

DATE	SITE	TIME/RESULT
10/25/23	San Antonio	W, 126-119
12/23/23	Dallas	W, 144-119
2/14/24	Dallas	W, 116-93
3/19/24	San Antonio	W, 113-107

2022-23 REGULAR SEASON VS. SPURS

DATE	SITE	RESULT
12/31/22	San Antonio	W, 126-125
2/23/23	Dallas	W, 142-116
3/15/23	San Antonio	W, 137-128 (OT)
4/9/23	Dallas	L, 117-138

SERIES HISTORY VS. SPURS

	ALL-TIME	STREAKS	LAST WIN	LAST LOSS
Overall	84-115	Won 4	3/19/24	4/9/23
Home	49-51	Won 2	2/14/24	4/9/23
Road	35-64	Won 7	3/19/24	3/10/20

2023-24 DALLAS STATISTICS VS. SAN ANTONIO

PLAYER	GP-GS	MIN	FG-ATT	FG%	3FG-ATT	3FG%	FT-FTA	FT%	OFF	DEF	TOT/AVG	AST	PF-D	STL	TO	BLK	PTS	AVG
L. Dončić	4-4	137.6	43-99	.434	11-41	.268	20-27	.741	3	41	44/11.0	44	4-22	6	15	2	117	29.3
K. Irving	3-3	107.6	38-67	.567	5-22	.227	3-3	1.000	2	16	18/6.0	16	7-3	5	4	1	84	28.0
T. Hardaway Jr.	4-1	101.8	19-46	.413	11-27	.407	4-4	1.000	2	13	15/3.8	13	3-6	4	4	0	53	13.3
D. Exum	3-1	67.5	14-20	.700	6-7	.857	5-5	1.000	2	7	9/3.0	6	3-5	0	5	1	39	13.0
D. Lively II	3-0	63.9	15-20	.750	0-0	.000	6-7	.857	7	13	20/6.7	3	7-4	1	1	6	36	12.0
G. Williams	2-2	60.1	11-19	.579	8-14	.571	1-1	1.000	1	7	8/4.0	3	7-4	0	4	2	31	15.5
D. Gafford	2-2	47.1	10-14	.714	0-0	.000	3-4	.750	2	16	18/9.0	5	8-2	1	3	2	23	11.5
J. Hardy	3-0	46.6	9-23	.391	2-7	.286	3-4	.750	0	8	8/2.7	3	3-2	3	0	1	23	7.7
J. Green	2-1	48.0	6-9	.667	4-4	1.000	3-4	.750	3	2	5/2.5	3	6-4	1	0	0	19	9.5
A. Lawson	2-0	36.0	7-11	.636	3-4	.750	0-0	.000	3	6	9/4.5	3	2-0	2	1	0	17	8.5
D. Powell	2-0	30.1	6-7	.857	0-0	.000	5-6	.833	2	4	6/3.0	1	4-3	1	1	1	17	8.5
D. Jones Jr.	4-3	70.3	5-14	.357	3-9	.333	3-4	.750	3	6	9/2.3	1	3-5	0	3	0	16	4.0
M. Kleber	2-1	44.9	4-9	.444	3-6	.500	0-0	.000	2	6	8/4.0	6	6-1	0	0	1	11	5.5
P. Washington	2-2	61.9	4-14	.286	3-8	.375	0-2	.000	2	10	12/6.0	2	3-1	0	1	2	11	5.5
O. Prosper	2-0	17.4	1-5	.200	0-1	.000	0-0	.000	1	3	4/2.0	0	1-0	1	1	1	2	1.0
G. Brown III	1-0	4.6	0-1	.000	0-0	.000	0-0	.000	0	0	0/0.0	0	1-0	0	2	1	0	0.0
S. Curry	1-0	3.8	0-0	.000	0-0	.000	0-0	.000	0	0	0/0.0	0	0-0	0	0	0	0	0.0
D. Dennis	1-0	5.5	0-2	.000	0-2	.000	0-0	.000	0	2	2/2.0	0	1-0	0	3	1	0	0.0
B. Williams	1-0	5.4	0-2	.000	0-0	.000	0-0	.000	0	0	0/0.0	0	1-0	0	0	0	0	0.0
TEAM	**44-20**	**960.0**	**192-382**	**.503**	**59-152**	**.388**	**56-71**	**.789**	**35**	**160**	**195/48.8**	**109**	**70-62**	**25**	**48**	**22**	**499**	**124.8**

2023-24 SAN ANTONIO STATISTICS VS. DALLAS

PLAYER	GP-GS	MIN	FG-ATT	FG%	3FG-ATT	3FG%	FT-FTA	FT%	OFF	DEF	TOT/AVG	AST	PF-D	STL	TO	BLK	PTS	AVG
D. Vassell	4-4	133.3	25-64	.391	2-19	.105	10-12	.833	1	14	15/3.8	17	5-8	8	6	0	62	15.5
J. Sochan	4-4	113.4	21-53	.396	10-21	.476	7-14	.500	11	20	31/7.8	16	10-10	4	10	0	59	14.8
V. Wembanyama	3-3	82.6	19-43	.442	5-15	.333	10-13	.769	6	19	25/8.3	10	9-13	4	12	10	53	17.7
T. Jones	4-2	96.5	19-34	.559	7-16	.438	6-6	1.000	1	12	13/3.3	21	3-3	0	3	0	51	12.8
K. Johnson	4-1	103.3	19-52	.365	7-25	.280	5-9	.556	5	17	22/5.5	11	8-7	0	7	1	50	12.5
M. Branham	4-1	82.9	19-36	.528	6-15	.400	5-6	.833	3	9	12/3.0	8	4-6	1	4	0	49	12.3
Z. Collins	3-2	80.8	15-29	.517	2-12	.167	2-2	1.000	7	15	22/7.3	11	9-7	3	6	7	34	11.3
J. Champagnie	3-3	59.3	8-15	.533	5-12	.417	2-2	1.000	0	10	10/3.3	3	2-1	2	0	1	23	7.7
C. Osman	4-0	60.7	8-18	.444	4-12	.333	0-0	.000	0	1	1/0.3	8	6-3	1	1	3	20	5.0
B. Wesley	3-0	53.3	5-11	.455	0-3	.000	5-8	.625	0	6	6/2.0	9	2-4	4	4	1	15	5.0
S. Mamukelashvili	2-0	20.0	4-8	.500	1-3	.333	5-6	.833	4	2	6/3.0	3	1-3	0	1	1	14	7.0
D. Barlow	1-0	15.9	2-4	.500	0-0	.000	0-0	.000	0	1	1/1.0	5	0-1	1	0	0	4	4.0
C. Bassey	1-0	13.0	1-1	1.000	0-0	.000	0-0	.000	1	4	5/5.0	2	0-1	1	1	0	2	2.0
S. Cissoko	1-0	14.4	0-3	.000	0-2	.000	2-2	1.000	0	3	3/3.0	0	2-1	2	0	0	2	2.0
D. Graham	2-0	13.8	0-4	.000	0-3	.000	0-0	.000	0	6	6/3.0	0	0-0	0	0	0	0	0.0
D. McDermott	2-0	16.9	0-1	.000	0-1	.000	0-2	.000	0	1	1/0.5	1	1-2	0	0	1	0	0.0
TEAM	**45-20**	**959.9**	**165-376**	**.439**	**49-159**	**.308**	**59-82**	**.720**	**39**	**140**	**179/44.8**	**125**	**62-70**	**31**	**55**	**25**	**438**	**109.5**

2024-25 VS MAVERICKS

Oct. 24 at Dallas
Nov. 16 at Dallas
Mar. 10 at San Antonio
Mar. 12 at San Antonio

2023-24 SEASON

22-60 (.268)
in Southwest

PLAYOFFS

Did not qualify

2023-24 REGULAR SEASON INDIVIDUAL BESTS

Points	39	Luka Dončić vs. SAS 12/23/23
Rebounds	13	Luka Dončić @ SAS 10/25/23
Assists	16	Luka Dončić @ SAS 3/19/24

2023-24 REGULAR SEASON SPURS BESTS

Points	26	Victor Wembanyama vs. SAS 2/14/24
Rebounds	12	Zach Collins vs. SAS 2/14/24
Assists	9	Tre Jones @ SAS 3/19/24

2023-24 REGULAR SEASON TEAM

Biggest Win	25	vs. SAS 12/23/23

** No Biggest Loss **

DATE	SITE	W/L	SCORE	DATE	SITE	W/L	SCORE	DATE	SITE	W/L	SCORE	DATE	SITE	W/L	SCORE	DATE	SITE	W/L	SCORE
10/11/80	DAL	W	103-92	2/20/87	DAL	W	122-107	1/15/95	SAN	W	108-103	11/24/04	SAS	L	80-94	10/28/14	SAS	L	100-101
10/18/80	SAN	L	96-110	2/28/87	SAN	L	98-123	2/3/95	DAL	L	103-114	11/30/04	DAL	L	89-107	12/20/14	DAL	W	99-93
12/16/80	DAL	L	83-89	11/7/87	SAN	L	106-130	3/18/95	SAN	L	106-116	1/14/05	SAS	L	95-98	3/24/15	DAL	W	101-94
2/8/81	SAN	L	98-102	1/2/88	SAN	W	116-109	4/20/95	DAL	L	111-112	4/7/05	DAL	W	104-68	3/27/15	SAS	L	76-94
2/14/81	DAL	L	99-107	1/26/88	DAL	W	128-111	11/3/95	SAN	W	103-97	11/5/05	DAL	W	103-84	11/25/15	SAS	L	83-88
3/8/81	SAN	L	108-133	3/26/88	DAL	W	131-112	12/14/95	DAL	L	111-126	12/1/05	DAL	L	90-92	1/17/16	SAS	L	83-112
11/17/81	DAL	L	105-112	4/22/88	DAL	W	127-96	3/29/96	DAL	L	104-119	3/2/06	SAS	L	89-98	2/5/16	DAL	L	90-116
12/11/81	DAL	L	99-101	4/24/88	SAN	W	119-109	4/21/96	SAN	W	103-98	4/7/06	SAS	W	92-86	4/13/16	DAL	L	91-96
1/12/82	SAN	L	109-127	11/11/88	DAL	W	115-102	11/26/96	DAL	W	105-101	11/2/06	DAL	L	91-97	11/21/16	SAS	L	91-96
2/2/82	SAN	L	98-103	12/27/88	DAL	W	110-101	12/14/96	SAS	L	105-106	11/24/06	SAS	W	95-92	11/30/16	DAL	L	87-94
3/8/82	SAN	W	121-113	1/27/89	DAL	W	126-82	1/24/97	SAS	L	87-97	1/5/07	SAS	W	90-85	1/29/17	SAS	W	105-101

4/16/82	DAL	L	106-118	2/20/89	SAN	W	105-93	2/11/97	DAL	L	97-111	4/15/07	DAL	W	91-86	4/7/17	DAL	L	89-102
11/27/82	DAL	L	106-107	3/11/89	SAN	L	90-97	11/25/97	DAL	L	91-102	11/15/07	DAL	W	105-92	11/14/17	DAL	L	91-97
12/7/82	SAN	L	92-106	4/14/89	SAN	W	118-110	11/29/97	SAS	L	87-96	12/5/07	SAS	L	95-97	11/27/17	SAS	L	108-115
1/5/83	DAL	W	136-131	11/30/89	SAN	L	89-93	1/23/98	SAS	L	75-81	2/28/08	SAS	L	94-97	12/12/17	DAL	W	95-89
1/11/83	SAN	L	101-109	12/8/89	DAL	L	93-99	2/19/98	DAL	L	81-87	3/23/08	DAL	L	81-88	12/16/17	SAS	L	96-98
4/9/83	SAN	W	122-111	2/13/90	DAL	W	103-96	3/4/99	DAL	L	79-95	11/4/08	SAS	W	98-81	10/29/18	SAS	L	108-113*
4/16/83	DAL	L	120-132	3/29/90	SAN	W	109-105	3/27/99	SAS	L	77-99	12/9/08	DAL	L	126-133**	1/16/19	DAL	L	101-105
10/30/83	SAN	L	101-123	4/4/90	DAL	W	104-98	4/13/99	DAL	W	92-86	2/24/09	SAS	L	76-93	3/12/19	DAL	L	105-112
11/11/83	DAL	W	112-105	11/23/90	DAL	L	104-107	4/22/99	SAS	L	76-103	3/4/09	DAL	W	107-102	4/10/19	SAS	L	94-105
11/22/83	DAL	W	118-117	12/1/90	SAN	L	97-109	11/20/99	SAS	L	90-106	11/11/09	SAS	L	83-92	11/18/19	DAL	W	117-110
2/28/84	SAN	W	116-104	1/16/91	SAN	L	94-100	12/14/99	DAL	L	93-111	11/18/09	DAL	W	99-94*	12/26/19	DAL	W	102-98
3/13/84	SAN	L	131-137**	2/16/91	DAL	W	96-94	3/16/00	SAS	W	110-88	1/8/10	SAS	W	112-103	2/26/20	SAS	W	109-103
4/6/84	DAL	W	131-118	4/21/91	SAN	L	101-135	3/21/00	DAL	W	97-96	4/14/10	DAL	W	96-89	3/10/20	SAS	L	109-119
11/29/84	SAN	L	116-124	11/1/91	SAN	L	99-140	11/10/00	DAL	W	79-77	11/26/10	SAS	W	103-94	1/22/21	SAS	W	122-117
12/14/84	DAL	W	119-102	12/17/91	DAL	L	87-98	2/13/01	SAS	L	92-104	12/30/10	DAL	L	93-99	3/10/21	DAL	W	115-104
1/3/85	SAN	L	115-116	1/29/92	DAL	L	93-108	2/24/01	DAL	L	104-107	1/14/11	SAS	L	89-101	4/11/21	DAL	L	117-119
1/23/85	DAL	W	122-110	3/8/92	DAL	L	81-93	4/10/01	SAS	L	79-91	3/18/11	DAL	L	91-97	10/28/21	DAL	W	104-99
3/19/85	DAL	W	96-89	4/14/92	SAN	L	108-120	12/26/01	SAS	W	126-123*	1/5/12	SAS	L	71-93	11/3/21	SAS	W	109-108
3/22/85	SAN	W	123-114	11/19/92	SAN	L	95-123	1/5/02	DAL	L	103-105	1/29/12	DAL	W	101-100*	11/12/21	SAS	W	123-109
11/1/85	SAN	L	107-116	12/12/92	DAL	L	91-113	3/21/02	DAL	L	102-105	3/17/12	DAL	W	106-99	4/10/22	DAL	W	130-120
12/5/85	DAL	L	116-120	12/18/92	SAN	L	101-122	4/6/02	SAS	L	87-89	3/23/12	SAS	L	87-104	12/31/22	SAS	W	126-125
1/25/86	SAN	W	123-107	3/9/93	SAN	L	84-119	12/11/02	SAS	L	104-111	12/23/12	SAS	L	91-129	2/23/23	DAL	W	142-116
1/29/86	DAL	W	126-114	3/28/93	DAL	L	107-114	2/20/03	DAL	W	95-87	12/30/12	DAL	L	86-111	3/15/23	SAS	W	137-128*
2/11/86	SAN	W	121-107	11/27/93	SAN	L	80-104	3/20/03	DAL	L	110-112*	1/25/13	DAL	L	107-113	4/9/23	DAL	L	117-138
3/18/86	DAL	W	120-113	12/16/93	DAL	L	89-103	4/16/03	SAS	W	93-72	3/14/13	SAS	L	91-92	10/25/23	SAS	W	126-119
11/1/86	SAN	L	105-108	1/15/94	DAL	L	87-104	11/8/03	SAS	W	81-78	12/26/13	DAL	L	107-116	12/23/23	DAL	W	144-119
12/16/86	DAL	W	101-98	1/22/94	SAN	L	83-103	11/20/03	DAL	W	95-92	1/8/14	SAS	L	90-112	2/14/24	DAL	W	116-93
1/3/87	SAN	W	106-89	3/29/94	DAL	L	92-117	2/26/04	DAL	W	115-91	3/2/14	SAS	L	106-112	3/19/24	SAS	W	113-107
1/7/87	DAL	W	108-103	12/6/94	SAN	W	124-121*	3/5/04	SAS	L	100-113	4/10/14	DAL	L	100-109	--	--	--	--

* overtime

SERIES INFORMATION & NOTES

Overall series 84-115
Home games vs. Spurs 49-51
Road games at Spurs 35-64
Current series streak Dallas won last four
in Dallas Dallas won last two
in San Antonio Dallas won last seven

DALLAS
Last home win 116-93 (2/14/24)
Last road win 113-107 (3/19/24)
Largest margin of victory 44 (126-82, 1/27/89)
High point total 144 (12/23/23)
Low point total 71 (1/5/12)

SAN ANTONIO
Last home win 119-109 (3/10/20)
Last road win 119-117 (4/11/21)
Largest margin of victory 41 (140-99, 11/1/91)
High point total 140 (11/1/91)
Low point total 68 (4/7/05)

Series scoring record vs. San Antonio
Luka ć (51 on 12/31/22)

Series scoring record vs. Dallas
Tim Duncan (53 on 12/26/01 (OT))

The Mavericks have won 16 of the last 20 meetings (after the Spurs won 24-of-28 from March 2012 to March 2019)…Dallas swept the Spurs in 2023-24, winning all four games...both teams met in the season opener (10/25/23) in 2023-24 where Luka Dončić recorded 33 points, 13 rebounds and 10 assists to tally the first triple-double in a season opener in Mavs history and the third player in NBA history to record a 30-point triple-double in a season opener...in the season opener (10/25/23), Dereck Lively II set the franchise record for most points off of the bench in their debut and became the first player to record at least 15 points and 10 rebounds while shooting 85-percent-or-better in their debut...in the first meeting in 2022-23, Dončić set a new Mavericks series scoring record with a 51-point effort in the team's 126-125 win at San Antonio on New Year's Eve (12/31/22)...in the second meeting, the Mavericks set a new team series scoring record with their 142-116 victory over the Spurs at home (2/23/23)...in the third meeting, Dallas produced five 20-point scorers for the first time in franchise history in its 137-128 overtime win at San Antonio (3/15/23): Christian Wood (28), Dwight Powell (22), Jaden Hardy (22), Josh Green (21) and Reggie Bullock (20)...in the final meeting in 2022-23, a 138-117 win by San Antonio, Theo Pinson (23 points, 13 rebounds, 12 assists) became just the fourth player in NBA history to record a triple-double with 23+ points, 13+ rebounds, 12+ assists and 0 turnovers (Fat Lever, Grant Hill, James Harden)…Dallas took the 2021-22 season series, 4-0, sweeping San Antonio for the first time since the Mavericks franchise was formed in 1980-81...Dončić recorded his 18th career 30-point triple-double (32 points, 12 rebounds, 15 assists) at San Antonio (11/12/21), breaking a tie with Hall of Famers Larry Bird and Magic Johnson (17 each) for sixth place on the NBA's all-time 30-point triple-doubles list...DeMar DeRozan hit a game-winning jumper with 0.5 seconds left to give San Antonio a 119-117 win at American Airlines Center (4/11/21)…the Mavericks snapped a 12-game road losing streak against the Spurs with a 105-101 come-from-behind win at the AT&T Center on 1/29/17...in that game, the Mavericks overcame a 10-point halftime deficit (59-49), snapping the Spurs' run of 117 straight wins in home games that they led by at least 10 points at the half...Dirk Nowitzki grabbed his 10,000th career rebound against the Spurs (3/24/15)...Nowitzki also made his 7,000th career free throw against San Antonio (4/13/16)...the Spurs held the Mavericks to 71 points on 1/5/12, a low by Dallas against San Antonio...on 4/7/05, the Spurs scored a series-low 68 points…Tim Duncan scored a series-record 53 points for the Spurs in a 126-123 overtime loss to Dallas (12/26/01)…Michael Finley (28), Steve Nash (27) and Nowitzki (26) all topped 25 points for Dallas in the win on 12/26/01…the Spurs set an NBA record by shooting 70.7% (53-75 FG) from the field in a 132-120 win at Dallas (4/16/83)...the first game in Mavericks history was a 103-92 win over the eventual Midwest Division champion Spurs (10/11/80).

TORONTO PR STAFF

Vice President, Communications
Jennifer Quinn (jquinn@torontoraptors.com)

Senior Manager, Communications
Phil Summers (psummers@torontoraptors.com)

Manager, Communications
Josh Su (jsu@torontoraptors.com)

2023-24 SEASON SERIES RESULTS

11/8/23 vs. Dallas	Toronto, 127-116
2/28/24 @ Toronto	Dallas, 136-125

2023-24 REGULAR SEASON VS. RAPTORS

DATE	SITE	TIME/RESULT
11/8/23	Dallas	L, 116-127
2/28/24	Toronto	W, 136-125

2022-23 REGULAR SEASON VS. RAPTORS

DATE	SITE	RESULT
11/4/22	Dallas	W, 111-110
11/26/22	Toronto	L, 100-105

SERIES HISTORY VS. RAPTORS

	ALL-TIME	STREAKS	LAST WIN	LAST LOSS
Overall	31-24	Won 1	2/28/24	11/8/23
Home	20-8	Lost 1	11/4/22	11/8/23
Road	11-16	Won 1	2/28/24	11/26/22

2023-24 DALLAS STATISTICS VS. TORONTO

PLAYER	GP-GS	MIN	FG-ATT	FG%	3FG-ATT	3FG%	FT-FTA	FT%	OFF	DEF	TOT/AVG	AST	PF-D	STL	TO	BLK	PTS	AVG
L. Dončić	2-2	74.0	22-49	.449	3-18	.167	14-19	.737	1	18	19/9.5	24	6-15	6	9	1	61	30.5
K. Irving	2-2	71.3	19-39	.487	5-13	.385	8-8	1.000	0	5	5/2.5	8	6-7	2	2	1	51	25.5
T. Hardaway Jr.	2-0	50.7	11-24	.458	9-19	.474	2-2	1.000	1	5	6/3.0	5	3-5	0	3	0	33	16.5
P. Washington	1-1	31.5	9-16	.563	5-10	.500	0-0	.000	2	4	6/6.0	0	1-3	0	2	3	23	23.0
D. Jones Jr.	2-1	44.6	8-13	.615	4-9	.444	0-0	.000	1	10	11/5.5	2	4-0	0	3	3	20	10.0
D. Gafford	1-0	24.6	6-7	.857	0-0	.000	1-1	1.000	4	3	7/7.0	1	4-1	1	4	1	13	13.0
D. Exum	2-0	24.3	3-5	.600	1-1	1.000	2-5	.400	2	6	8/4.0	5	3-3	0	0	0	9	4.5
D. Lively II	1-1	23.4	4-4	1.000	0-0	.000	1-2	.500	1	3	4/4.0	1	1-2	2	0	5	9	9.0
J. Green	2-1	48.5	3-7	.429	2-5	.400	0-0	.000	2	5	7/3.5	3	3-0	0	3	1	8	4.0
J. Hardy	1-0	11.8	2-4	.500	1-3	.333	1-2	.500	0	1	1/1.0	2	0-1	0	0	0	6	6.0
G. Williams	1-1	27.3	2-7	.286	2-5	.400	0-0	.000	0	2	2/2.0	1	4-2	0	0	0	6	6.0
D. Powell	1-1	24.4	1-1	1.000	0-0	.000	3-5	.600	0	6	6/6.0	0	2-3	0	0	1	5	5.0
M. Kleber	1-0	15.1	0-0	.000	0-0	.000	4-8	.500	0	2	2/2.0	4	2-4	0	2	0	4	4.0
R. Holmes	1-0	7.1	1-2	.500	0-0	.000	0-0	.000	2	1	3/3.0	1	2-0	0	1	0	2	2.0
A. Lawson	1-0	0.7	1-1	1.000	0-0	.000	0-0	.000	1	0	1/1.0	0	0-0	0	0	0	2	2.0
O. Prosper	1-0	0.7	0-1	.000	0-1	.000	0-0	.000	0	0	0/0.0	0	0-0	0	0	0	0	0.0
TEAM	**22-10**	**480.0**	**92-180**	**.511**	**32-84**	**.381**	**36-52**	**.692**	**17**	**71**	**88/44.0**	**57**	**41-46**	**11**	**29**	**16**	**252**	**126.0**

2023-24 TORONTO STATISTICS VS. DALLAS

PLAYER	GP-GS	MIN	FG-ATT	FG%	3FG-ATT	3FG%	FT-FTA	FT%	OFF	DEF	TOT/AVG	AST	PF-D	STL	TO	BLK	PTS	AVG
S. Barnes	2-2	78.1	13-37	.351	0-9	.000	7-11	.636	11	14	25/12.5	14	4-9	7	4	3	33	16.5
P. Siakam	1-1	37.2	15-25	.600	0-5	.000	1-4	.250	4	8	12/12.0	5	2-4	0	3	0	31	31.0
I. Quickley	1-1	38.1	10-18	.556	5-11	.455	3-4	.750	0	5	5/5.0	9	3-2	2	1	0	28	28.0
G. Trent Jr.	2-1	59.0	9-19	.474	6-13	.462	3-4	.750	0	6	6/3.0	1	1-2	2	0	0	27	13.5
O. Anunoby	1-1	35.7	9-17	.529	3-8	.375	5-6	.833	1	4	5/5.0	2	4-3	0	2	0	26	26.0
R. Barrett	1-1	34.5	9-16	.563	4-6	.667	4-9	.444	0	5	5/5.0	6	0-6	0	1	0	26	26.0
J. Poeltl	2-2	49.9	9-17	.529	0-0	.000	2-4	.500	6	7	13/6.5	9	8-6	6	1	2	20	10.0
D. Schroder	1-1	29.7	7-13	.538	1-4	.250	3-4	.750	0	2	2/2.0	5	4-2	2	2	1	18	18.0
K. Olynyk	1-0	17.9	5-10	.500	1-2	.500	2-2	1.000	0	0	0/0.0	2	4-2	1	3	0	13	13.0
C. Boucher	1-0	14.9	4-4	1.000	1-1	1.000	1-2	.500	1	1	2/2.0	0	5-1	0	1	1	10	10.0
M. Flynn	1-0	14.8	2-5	.400	2-4	.500	2-2	1.000	0	4	4/4.0	4	2-1	0	0	0	8	8.0
G. Dick	2-0	25.5	3-7	.429	1-3	.333	0-0	.000	0	3	3/1.5	0	3-1	0	3	0	7	3.5
B. Brown	1-0	21.1	0-5	.000	0-2	.000	5-5	1.000	3	5	8/8.0	3	2-2	0	0	0	5	5.0
O. Agbaji	1-0	8.5	0-1	.000	0-1	.000	0-0	.000	1	0	1/1.0	1	3-0	0	1	0	0	0.0
O. Porter Jr.	1-0	15.1	0-3	.000	0-2	.000	0-0	.000	0	3	3/3.0	0	1-0	1	0	0	0	0.0
TEAM	**19-10**	**480.0**	**95-197**	**.482**	**24-71**	**.338**	**38-57**	**.667**	**27**	**67**	**94/47.0**	**61**	**46-41**	**21**	**22**	**7**	**252**	**126.0**

2024-25 VS MAVERICKS

Dec. 7 at Toronto
Apr. 11 at Dallas

2023-24 SEASON

25-57 (.305)
in Atlantic

PLAYOFFS

Did not qualify

2023-24 REGULAR SEASON INDIVIDUAL BESTS

Points	31	Luka Dončić vs. TOR 11/8/23
Rebounds	12	Luka Dončić @ TOR 2/28/24
Assists	16	Luka Dončić @ TOR 2/28/24

2023-24 REGULAR SEASON RAPTORS BESTS

Points	31	Pascal Siakam vs. TOR 11/8/23
Rebounds	14	Scottie Barnes vs. TOR 11/8/23
Assists	9	Immanuel Quickley @ TOR 2/28/24

2023-24 REGULAR SEASON TEAM

Biggest Win	11	@ TOR 2/28/24
Biggest Loss	11	vs. TOR 11/8/23

DATE	SITE	W/L	SCORE	DATE	SITE	W/L	SCORE	DATE	SITE	W/L	SCORE	DATE	SITE	W/L	SCORE	DATE	SITE	W/L	SCORE
2/25/96	DAL	W	105-98	3/7/02	DAL	W	122-103	11/20/07	DAL	W	105-99	12/20/13	DAL	L	108-109*	1/27/19	DAL	L	120-123
3/10/96	TOR	L	112-128	11/6/02	TOR	W	106-92	12/12/07	TOR	L	76-92	1/22/14	TOR	L	85-93	11/16/19	DAL	W	110-102
11/5/96	TOR	L	96-100	12/2/02	DAL	W	113-102	12/17/08	TOR	W	96-86	11/28/14	TOR	W	106-102	12/22/19	TOR	L	107-110

2/22/97	DAL	L	92-99	11/6/03	TOR	L	71-77	3/1/09	DAL	W	109-98	2/24/15	DAL	W	99-92	1/18/21	TOR	L	93-116
11/28/97	DAL	W	93-91	12/15/03	DAL	W	111-94	11/7/09	DAL	W	129-101	11/3/15	DAL	L	91-102	5/14/21	DAL	W	114-110
2/5/98	TOR	L	93-101	2/6/05	TOR	W	122-113	1/17/10	TOR	L	88-110	12/22/15	TOR	L	99-103	10/23/21	TOR	W	103-95
12/30/99	DAL	L	104-109	3/7/05	DAL	W	113-105	12/28/10	DAL	L	76-84	3/13/17	TOR	L	78-100	1/19/22	DAL	W	102-98
2/20/00	TOR	W	100-96	11/28/05	TOR	W	93-91	2/27/11	TOR	W	114-96	3/25/17	DAL	L	86-94	11/4/22	DAL	W	111-110
11/28/00	DAL	W	107-93	2/25/06	DAL	W	115-113*	12/30/11	DAL	W	99-86	12/26/17	DAL	W	98-93	11/26/22	TOR	L	100-105
1/5/01	TOR	W	115-105	11/29/06	DAL	W	117-98	11/7/12	DAL	W	109-104	3/16/18	TOR	L	115-122*	11/8/23	DAL	L	116-127
11/2/01	TOR	L	92-109	1/14/07	TOR	W	97-96	12/14/12	TOR	L	74-95	10/26/18	TOR	L	107-116	2/28/24	TOR	W	136-125

* overtime

SERIES INFORMATION & NOTES

Overall series 31-24
Home games vs. Raptors 20-8
Road games at Raptors 11-16
Current series streak Dallas
in Dallas Toronto won last game
in Toronto Dallas won last game

DALLAS
Last home win 111-110 (11/4/22)
Last road win 136-125 (2/28/24)
Largest margin of victory 28 (129-101, 11/7/09)
High point total 129 (11/7/09)
Low point total 71 (11/6/03)

TORONTO
Last home win 105-100 (11/26/22)
Last road win 127-116 (11/8/23)
Largest margin of victory 23 (116-93, 1/18/21)
High point total 128 (3/10/96)
Low point total 77 (11/6/03)

Series scoring record vs. Toronto
Luka ć (41 on 1/19/22)

Series scoring record vs. Dallas
DeMar DeRozan (40 on 1/22/14)

Despite Dallas and Toronto trading wins on the road in 2023-24, the home team has taken 10 of the last 14 meetings...Luka Dončić recorded a 30-point triple-double (30-12-16) in a 136-125 win (2/28/24), the first of his NBA record six-game 30-point triple-double streak...the Raptors snapped a four-game losing streak against the Mavericks with a 105-100 win at Scotiabank Arena (11/26/22)...Dončić tallied a series-high 41 points to go along with 14 rebounds and 7 assists in Dallas' 102-98 win at American Airlines Center (1/19/22)...the Raptors overcame a 30-point third-quarter deficit to win 110-107 (12/22/19), tying the largest blown lead in Mavericks history…Dončić (19 years, 333 days) became the first teenager in NBA history to record a 30-point triple-double when he went for 35 points, 12 rebounds and 10 assists vs. Toronto (1/27/19)...Dirk Nowitzki recorded his 11,000th career field goal with a 19-foot jumper at the 9:11 mark of the second quarter at Toronto (3/16/18), becoming the eighth player in NBA history to reach the milestone...Rick Carlisle registered his 300th win with the Mavericks at Toronto (11/28/14)...DeMar DeRozan scored a Raptors series-best 40 points in a 93-85 win at Toronto (1/22/14)...Dallas rallied from 24 down to defeat Toronto 115-113 in overtime (2/25/06), which represents the third-largest comeback in franchise history...Dallas matched that comeback when it again fought back from 24 down to defeat the Raptors 105-99 on 11/20/07...in the first-ever meeting between the two clubs, the Mavericks set an NBA record for free throws attempted in a period (30 in the fourth)…Dallas scored only 71 points, a franchise low vs. Toronto, in a 77-71 loss on 11/6/03.

UTAH PR STAFF

Sr. Vice President, Basketball Communications
Derek Garduño (dgarduno@utahjazz.com)

Vice President, Basketball Communications
Madeline Wehle Crandall (madeline.crandall@utahjazz.com)

Sr. Manager, Basketball Communications
Danny Franks (danny.franks@utahjazz.com)

Sr. Manager, Basketball Communications
Olivia Hill (olivia.hill@utahjazz.com)

Coordinator, Stars/Jazz Basketball Communications
Megan Zipfel (megan.zipfel@utahjazz.com)

Chief Communications Officer
Caroline Klein (caroline.klein@utahjazz.com)

2023-24 SEASON SERIES RESULTS

12/6/23 vs. Dallas	Dallas, 147-97
1/1/24 @ Utah	Utah, 127-90
3/21/24 vs. Dallas	Dallas, 113-97
3/25/24 @ Utah	Dallas, 115-105

2023-24 REGULAR SEASON VS. JAZZ

DATE	SITE	TIME/RESULT
12/6/23	Dallas	W, 147-97
1/1/24	Utah	L, 90-127
3/21/24	Dallas	W, 113-97
3/25/24	Utah	W, 115-105

2022-23 REGULAR SEASON VS. JAZZ

DATE	SITE	RESULT
11/2/22	Dallas	W, 103-100
1/28/23	Utah	L, 100-108
2/6/23	Utah	W, 124-111
3/7/23	Dallas	W, 120-116

SERIES HISTORY VS. JAZZ

	ALL-TIME	STREAKS	LAST WIN	LAST LOSS
Overall	83-108	Won 2	3/25/24	1/1/24
Home	58-37	Won 7	3/21/24	2/10/20
Road	25-71	Won 1	3/25/24	1/1/24

2023-24 DALLAS STATISTICS VS. UTAH

PLAYER	GP-GS	MIN	FG-ATT	FG%	3FG-ATT	3FG%	FT-FTA	FT%	OFF	DEF	TOT/AVG	AST	PF-D	STL	TO	BLK	PTS	AVG
L. Dončić	4-4	141.5	41-92	.446	15-46	.326	25-34	.735	5	32	37/9.3	46	8-29	7	16	1	122	30.5
K. Irving	4-4	129.9	34-70	.486	12-27	.444	3-4	.750	2	18	20/5.0	20	8-7	5	5	1	83	20.8
D. Gafford	2-2	54.6	16-18	.889	0-0	.000	5-8	.625	7	11	18/9.0	10	4-5	3	1	5	37	18.5
T. Hardaway Jr.	4-0	90.1	13-41	.317	7-30	.233	3-4	.750	1	8	9/2.3	6	4-2	3	2	0	36	9.0
D. Jones Jr.	4-4	91.6	12-16	.750	2-6	.333	10-16	.625	2	10	12/3.0	3	6-11	3	2	4	36	9.0
D. Lively II	4-2	82.5	16-22	.727	0-0	.000	0-2	.000	6	18	24/6.0	4	4-2	3	1	3	32	8.0
J. Hardy	4-0	49.8	11-29	.379	9-18	.500	0-0	.000	3	6	9/2.3	10	6-4	0	4	0	31	7.8
P. Washington	2-2	68.4	9-21	.429	2-10	.200	2-2	1.000	4	5	9/4.5	2	7-1	3	1	2	22	11.0
D. Exum	4-2	68.0	5-15	.333	2-7	.286	0-0	.000	1	9	10/2.5	15	5-4	2	2	0	12	3.0
S. Curry	1-0	18.7	4-7	.571	2-3	.667	0-0	.000	1	1	2/2.0	2	0-0	2	0	0	10	10.0
M. Kleber	2-0	33.3	3-7	.429	2-6	.333	1-2	.500	2	3	5/2.5	2	4-1	3	1	1	9	4.5
D. Powell	4-0	30.2	4-5	.800	0-0	.000	0-0	.000	3	6	9/2.3	4	2-2	3	0	0	8	2.0
A. Lawson	3-0	8.5	3-4	.750	0-0	.000	0-0	.000	1	0	1/0.3	0	0-0	0	0	0	6	2.0
O. Prosper	3-0	29.0	2-6	.333	1-3	.333	1-2	.500	1	7	8/2.7	2	1-3	0	0	0	6	2.0
R. Holmes	2-0	12.3	2-2	1.000	0-0	.000	0-0	.000	0	1	1/0.5	0	0-0	0	1	1	4	2.0
B. Williams	1-0	6.7	2-3	.667	0-0	.000	0-0	.000	1	0	1/1.0	1	1-0	0	1	0	4	4.0
G. Williams	1-0	18.1	2-7	.286	0-4	.000	0-1	.000	0	0	0/0.0	1	2-1	1	3	2	4	4.0
M. Morris	1-0	5.6	1-3	.333	1-2	.500	0-0	.000	0	1	1/1.0	0	0-0	0	0	0	3	3.0
J. Green	1-0	21.3	0-4	.000	0-1	.000	0-0	.000	0	2	2/2.0	1	4-1	0	2	0	0	0.0
TEAM	**51-20**	**959.9**	**180-372**	**.484**	**55-163**	**.337**	**50-75**	**.667**	**40**	**138**	**178/44.5**	**129**	**66-73**	**38**	**42**	**20**	**465**	**116.3**

2023-24 UTAH STATISTICS VS. DALLAS

PLAYER	GP-GS	MIN	FG-ATT	FG%	3FG-ATT	3FG%	FT-FTA	FT%	OFF	DEF	TOT/AVG	AST	PF-D	STL	TO	BLK	PTS	AVG
L. Markkanen	3-3	94.3	22-51	.431	11-26	.423	17-17	1.000	5	9	14/4.7	5	3-14	4	2	2	72	24.0
C. Sexton	4-2	99.7	19-41	.463	3-13	.231	14-15	.933	3	9	12/3.0	22	6-10	1	7	0	55	13.8
J. Collins	3-3	71.7	21-40	.525	2-12	.167	2-4	.500	5	19	24/8.0	3	3-4	3	2	0	46	15.3
K. George	4-3	128.8	13-46	.283	3-22	.136	16-17	.941	0	14	14/3.5	25	3-14	3	14	1	45	11.3
W. Kessler	4-1	98.0	19-24	.792	0-1	.000	2-4	.500	6	25	31/7.8	2	11-6	3	5	4	40	10.0
S. Fontecchio	2-2	53.1	12-21	.571	4-11	.364	3-3	1.000	0	8	8/4.0	5	1-2	2	2	2	31	15.5
J. Clarkson	2-0	60.8	8-23	.348	1-8	.125	7-8	.875	2	12	14/7.0	19	5-5	1	9	0	24	12.0
O. Agbaji	2-1	49.1	8-20	.400	5-15	.333	2-2	1.000	1	1	2/1.0	0	2-1	2	1	0	23	11.5
T. Hendricks	3-2	81.9	9-18	.500	4-12	.333	1-1	1.000	2	8	10/3.3	1	11-1	3	3	2	23	7.7
K. Dunn	3-2	57.4	8-15	.533	2-6	.333	1-2	.500	1	10	11/3.7	14	9-3	1	6	1	19	6.3
O. Yurtseven	4-1	45.8	8-14	.571	1-2	.500	1-2	.500	5	11	16/4.0	2	7-3	0	4	0	18	4.5
T. Horton-Tucker	1-0	16.3	4-9	.444	3-3	1.000	0-0	.000	0	2	2/2.0	1	1-0	0	1	0	11	11.0
K. Olynyk	1-0	19.5	3-3	1.000	1-1	1.000	0-0	.000	0	5	5/5.0	6	3-1	3	1	0	7	7.0
B. Sensabaugh	2-0	35.9	2-10	.200	1-6	.167	1-2	.500	1	10	11/5.5	6	3-1	1	4	2	6	3.0
L. Samanic	3-0	11.3	2-9	.222	0-2	.000	0-0	.000	1	1	2/0.7	0	0-0	0	0	0	4	1.3
M. Potter	2-0	7.7	1-2	.500	0-1	.000	0-0	.000	0	1	1/0.5	0	0-1	0	0	0	2	1.0
J. Juzang	2-0	20.8	0-5	.000	0-5	.000	0-0	.000	2	1	3/1.5	2	4-0	0	0	0	0	0.0
K. Lewis Jr.	2-0	8.2	0-2	.000	0-0	.000	0-0	.000	0	0	0/0.0	3	1-0	0	0	1	0	0.0
TEAM	**47-20**	**959.9**	**159-353**	**.450**	**41-146**	**.281**	**67-77**	**.870**	**34**	**146**	**180/45.0**	**116**	**73-66**	**27**	**61**	**15**	**426**	**106.5**

2024-25 VS MAVERICKS

Oct. 28 at Dallas
Nov. 14 at Utah
Nov. 30 at Utah

2023-24 SEASON

31-51 (.378)
in Northwest

PLAYOFFS

Did not qualify

2023-24 REGULAR SEASON INDIVIDUAL BESTS

Points	40	Luka Dončić vs. UTA 12/6/23
Rebounds	12	Luka Dončić @ UTA 3/25/24
Assists	14	Luka Dončić @ UTA 1/1/24

2023-24 REGULAR SEASON JAZZ BESTS

Points	34	Lauri Markkanen @ UTA 3/25/24
Rebounds	11	John Collins @ UTA 3/25/24
Assists	11	Jordan Clarkson @ UTA 1/1/24, Keyonte George vs. UTA 12/6/23

2023-24 REGULAR SEASON TEAM

Biggest Win	50	vs. UTA 12/6/23
Biggest Loss	37	@ UTA 1/1/24

DATE	SITE	W/L	SCORE	DATE	SITE	W/L	SCORE	DATE	SITE	W/L	SCORE	DATE	SITE	W/L	SCORE	DATE	SITE	W/L	SCORE
10/28/80	DAL	L	96-104	12/11/86	UTH	L	99-103	12/3/94	DAL	L	87-112	1/28/04	UTA	L	88-91	11/7/14	UTA	W	105-82
10/31/80	UTH	L	122-144	4/4/87	DAL	W	121-107	1/9/95	UTH	L	90-106	4/8/04	DAL	W	117-94	2/11/15	DAL	W	87-82
12/23/80	DAL	L	96-101	4/8/87	UTH	L	90-103	1/23/95	UTH	L	111-116	12/4/04	DAL	W	109-86	4/13/15	UTA	L	92-109
1/8/81	UTH	L	97-99	11/6/87	DAL	W	95-93	2/4/95	DAL	W	119-98	2/23/05	UTA	W	101-83	11/20/15	DAL	W	102-93
3/18/81	DAL	L	113-120	11/11/87	UTH	L	92-121	3/8/95	UTH	L	87-114	4/9/05	DAL	W	88-81	2/9/16	DAL	L	119-121*
3/21/81	DAL	W	105-95	2/9/88	DAL	W	124-93	3/25/95	DAL	W	117-110	11/2/05	UTA	L	82-93	4/11/16	UTA	W	101-92
10/30/81	UTH	L	89-105	2/10/88	UTH	L	80-93	1/2/96	DAL	L	92-102	1/28/06	DAL	W	103-89	11/2/16	UTA	L	81-97
12/2/81	UTH	L	103-114	3/16/88	UTH	L	105-120	2/8/96	DAL	W	136-133**	3/11/06	UTA	W	90-87	12/16/16	UTA	L	100-103
12/8/81	DAL	W	128-103	4/8/88	DAL	W	118-95	2/15/96	UTH	L	103-106	4/16/06	DAL	W	111-95	1/20/17	DAL	L	107-112*
1/23/82	DAL	W	122-110	11/26/88	DAL	W	113-93	3/25/96	UTH	L	86-103	12/11/06	UTA	L	79-101	2/9/17	DAL	W	112-105*
4/6/82	UTH	L	114-129	12/9/88	UTH	W	97-89	11/16/96	DAL	L	87-88	1/9/07	UTA	W	108-105	10/30/17	UTA	L	89-104
4/7/82	DAL	W	123-109	1/31/89	DAL	L	84-99	2/1/97	DAL	W	100-97	4/13/07	DAL	L	89-104	2/24/18	UTA	L	90-97
10/30/82	DAL	L	123-128	2/9/89	UTH	W	94-87	2/15/97	UTA	L	84-99	12/8/07	DAL	W	125-117	3/22/18	DAL	L	112-119
1/15/83	UTH	L	105-107	4/4/89	UTH	L	80-95	3/5/97	UTA	L	65-96	12/26/07	UTA	L	90-99	10/28/18	DAL	L	104-113
1/22/83	DAL	W	126-88	4/21/89	DAL	W	91-89	11/15/97	DAL	L	77-85	3/3/08	UTA	L	110-116	11/7/18	UTA	L	102-117
3/11/83	UTH	L	110-119	12/7/89	UTH	L	97-107	12/12/97	UTA	L	66-68	4/10/08	DAL	W	97-94	11/14/18	DAL	W	118-68
3/30/83	UTH	L	103-117	1/13/90	DAL	L	99-109	1/30/98	UTA	L	94-104	12/26/08	UTA	L	88-97	2/23/19	UTA	L	109-125
4/13/83	DAL	W	106-99	2/2/90	UTH	L	92-105	3/27/98	DAL	L	90-99	1/17/09	DAL	W	115-108	1/25/20	UTA	L	107-112
1/11/84	DAL	W	117-102	4/17/90	DAL	W	97-96	2/9/99	DAL	L	79-90	2/5/09	UTA	L	87-115	2/10/20	DAL	L	119-123
1/20/84	DAL	L	113-120	11/24/90	DAL	L	74-85	2/26/99	UTA	L	65-80	4/8/09	DAL	W	130-101	8/10/20	†UTA	W	122-114
1/24/84	†UTH	W	123-115	12/27/90	UTH	L	102-110	3/5/99	UTA	L	95-106	11/3/09	DAL	W	96-85	1/27/21	UTA	L	104-116
2/25/84	UTH	W	97-95	1/11/91	DAL	L	99-110	12/8/99	UTA	L	79-85	1/9/10	DAL	L	93-111	1/29/21	UTA	L	101-120
3/17/84	UTH	L	103-118	4/5/91	DAL	L	87-93	1/6/00	DAL	L	92-105	2/1/10	UTA	L	92-104	4/5/21	DAL	W	111-103
4/7/84	DAL	W	109-100	4/10/91	UTH	L	91-97	2/24/00	DAL	L	85-92	12/3/10	UTA	W	93-81	12/25/21	UTA	L	116-120
11/12/84	UTH	L	97-123	11/23/91	DAL	W	121-109*	3/27/00	UTA	W	113-105	12/11/10	DAL	W	103-97	2/25/22	UTA	L	109-114
12/22/84	UTH	W	113-96	1/4/92	UTH	L	78-113	11/4/00	DAL	L	106-112	2/23/11	DAL	W	118-99	3/7/22	DAL	W	111-103
12/29/84	DAL	L	97-99	2/1/92	DAL	L	90-104	11/20/00	UTA	W	107-98	3/26/11	UTA	W	94-77	3/27/22	DAL	W	114-100
2/1/85	DAL	L	109-121	2/19/92	UTH	L	98-118	3/26/01	UTA	W	98-90	1/19/12	UTA	W	94-91	11/2/22	DAL	W	103-100
2/26/85	DAL	L	96-103	4/9/92	UTH	L	90-113	4/7/01	DAL	L	103-116	1/27/12	DAL	W	116-101	1/28/23	UTA	L	100-108
3/27/85	UTH	L	101-116	11/7/92	DAL	L	106-122	12/10/01	UTA	L	98-107	3/3/12	DAL	W	102-96	2/6/23	UTA	W	124-111
11/13/85	UTH	W	115-100	12/1/92	UTH	L	101-116	1/19/02	DAL	W	106-103	4/16/12	UTA	L	121-123***	3/7/23	DAL	W	120-116
1/4/86	DAL	W	119-106	1/9/93	DAL	L	102-126	4/8/02	UTA	W	105-96	10/31/12	UTA	L	94-113	12/6/23	DAL	W	147-97
1/17/86	UTH	L	112-139	3/15/93	DAL	L	96-109	4/16/02	DAL	W	96-87	1/7/13	UTA	L	94-100	1/1/24	UTA	L	90-127
2/2/86	DAL	W	100-97	4/12/93	UTH	L	95-107	12/20/02	DAL	L	81-93	3/24/13	DAL	W	113-108	3/21/24	DAL	W	113-97
3/15/86	DAL	W	108-98	11/5/93	UTH	L	86-102	2/3/03	UTA	W	92-90	11/22/13	DAL	W	103-93	3/25/24	UTA	W	115-105
3/20/86	UTH	W	114-107	11/13/93	DAL	L	100-101	3/8/03	DAL	W	101-77	2/7/14	DAL	W	103-81	--	--	--	--
10/31/86	DAL	W	103-77	1/3/94	UTH	L	85-115	4/11/03	UTA	L	92-95	3/12/14	UTA	W	108-101	--	--	--	--
11/11/86	UTH	L	103-104	3/5/94	DAL	L	90-103	11/1/03	DAL	W	127-102	4/8/14	UTA	W	95-83	--	--	--	--
11/29/86	DAL	W	118-107	4/7/94	UTH	L	82-99	1/5/04	UTA	L	94-108	10/30/14	DAL	W	120-102	--	--	--	--

* overtime † neutral location

SERIES INFORMATION & NOTES

Overall series 83-108
Home games vs. Jazz 58-36
Road games at Jazz 24-72
Neutral site games 1-0
Current series streak Dallas won last two
in Dallas Dallas won last seven
in Utah Dallas won last game

DALLAS
Last home win 113-97 (3/21/24)
Last road win 115-105 (3/25/24)
Largest margin of victory 50 (118-68, 11/14/18)
50 (147-97, 12/6/23)
High point total 147 (12/6/23)
Low point total 65 (twice)

UTAH
Last home win 127-90 (1/1/24)
Last road win 123-119 (2/10/20)
Largest margin of victory 37 (127-90, 1/1/24)
High point total 144 (10/31/80)
Low point total 68 (twice)

Series scoring record vs. Utah
Josh Howard (47 on 12/8/07)

Series scoring record vs. Dallas
Adrian Dantley (50 on 10/31/80)

Dallas has taken eight of the last 10 meetings, after Utah won 14 of the previous 19...in the first meeting in 2023-24 (12/6/23), the Mavericks notched 147 points, the fifth-most points in a game in franchise history, in a dominant 50-point win, the sixth time in franchise history the Mavs have beaten an opponent by 50+ and the third-largest win margin in team history...with 29 points, 10 rebounds and 10 assists before halftime, Luka Dončić became the first player in NBA history to record a 25-point triple-double in a half and the sixth triple-double in a half since 1996-97, in the process also passing Larry Bird for the ninth-most triple-doubles in NBA history with 60...on New Year's Day, Utah recorded a 37-point win in a 127-90 game, the largest win margin against Dallas in franchise history...Jaden Hardy (20 years, 216 days) and Josh Green (22 years, 82 days) each scored a career-high (game-high) 29 points in the team's 124-111 win at Utah (2/6/23), marking the first time a pair of Mavericks teammates age 22-or-younger scored 25+ points in the same game since Jason Kidd and Jamal Mashburn in November 1995...the Mavericks committed a franchise-low 3 turnovers at Utah (2/23/19)...Dallas also recorded 25 assists in that game, marking its highest assist/turnover ratio (8.33) in a game in team history...the Mavericks beat the Jazz by 50 (118-68) at American Airlines Center (11/14/18), handing the Jazz its worst loss since moving to Utah in 1979...Dallas held Utah to just 22 points in the second half on 11/14/18 (outscored Utah 60-22 after intermission), marking the fewest points the Mavericks have allowed in any half in club history...Dirk Nowitzki passed Kevin Garnett (50,418) for third place on the NBA's all-time regular-season minutes played list against Utah (3/22/18)...the Mavericks overcame a 21-point third quarter deficit to beat the Jazz 112-105 in overtime on 2/9/17...Nowitzki passed Oscar Robertson (26,710) for 10th place on the NBA's all-time scoring list with a 19-foot jumper at the 11:46 mark of the fourth quarter at Utah on 4/8/14 (the basket gave him 26,711 career points)...Dallas shot 94.1% (16-17 FG) from the field in the first quarter at Utah (4/8/14), which set a franchise record for the highest FG% in a period...the longest game in Mavericks history was a triple-overtime loss to the Jazz at Utah (4/16/12)...the game lasted 3:16 and Dallas fell 123-121 despite a 40-point effort from Nowitzki...Dallas swept a four-game series with Utah for the first time in franchise history in 2010-11...on 12/8/07, Josh Howard set a career high and Dallas series high by scoring 47 points, besting Mark Aguirre's 41-point game on 1/11/84...the Mavericks snapped a 25-game losing streak at Utah with a 113-105 victory on 3/27/00.

WASHINGTON PR STAFF

Vice President of Basketball Communications & Outreach
Jim LaBumbard (jlabumbard@monumentalsports.com)

Communications Manager
Matt Quinn (mquinn@monumentalsports.com)

Communications Manager
Kara Swirsky (kswirksy@monumentalsports.com)

Communications Coordinator
Alessandro Carusone (acarusone@monumentalsports.com)

Vice President of Strategic Communications
Ketsia Colimon (kcolimon@monumentalsports.com)

2023-24 SEASON SERIES RESULTS

11/15/23 @ Washington	Dallas, 130-117
2/12/24 vs. Dallas	Dallas, 112-104

2023-24 REGULAR SEASON VS. WIZARDS

DATE	SITE	TIME/RESULT
11/15/23	Washington	W, 130-117
2/12/24	Dallas	W, 112-104

2022-23 REGULAR SEASON VS. WIZARDS

DATE	SITE	RESULT
11/10/22	Washington	L, 105-113
1/24/23	Dallas	L, 126-127

SERIES HISTORY VS. WIZARDS

	ALL-TIME	STREAKS	LAST WIN	LAST LOSS
Overall	48-37	Won 2	2/12/24	1/24/23
Home	25-18	Won 1	2/12/24	1/24/23
Road	23-19	Won 1	11/15/23	11/10/22

2023-24 DALLAS STATISTICS VS. WASHINGTON

PLAYER	GP-GS	MIN	FG-ATT	FG%	3FG-ATT	3FG%	FT-FTA	FT%	OFF	DEF	TOT/AVG	AST	PF-D	STL	TO	BLK	PTS	AVG
L. Dončić	2-2	69.7	15-34	.441	6-18	.333	16-23	.696	2	16	18/9.0	25	5-15	1	8	2	52	26.0
T. Hardaway Jr.	2-0	48.8	13-33	.394	8-18	.444	2-5	.400	0	7	7/3.5	4	4-3	1	2	1	36	18.0
K. Irving	1-1	42.9	10-19	.526	2-7	.286	4-6	.667	1	6	7/7.0	4	3-7	0	2	2	26	26.0
D. Jones Jr.	2-1	38.0	9-13	.692	2-5	.400	2-3	.667	2	7	9/4.5	1	5-3	2	3	2	22	11.0
D. Lively II	1-1	23.6	7-8	.875	0-0	.000	3-3	1.000	4	5	9/9.0	2	2-3	1	1	2	17	17.0
D. Gafford	1-1	24.1	7-13	.538	0-0	.000	2-3	.667	7	10	17/17.0	2	0-3	2	2	5	16	16.0
S. Curry	1-0	19.9	6-6	1.000	2-2	1.000	1-1	1.000	0	2	2/2.0	2	1-1	1	0	0	15	15.0
J. Green	2-2	65.8	5-12	.417	1-7	.143	2-3	.667	2	6	8/4.0	3	5-4	3	0	1	13	6.5
J. Hardy	2-0	17.3	5-11	.455	2-4	.500	0-1	.000	0	2	2/1.0	0	1-2	1	2	0	12	6.0
G. Williams	1-1	35.6	4-13	.308	2-7	.286	0-0	.000	2	1	3/3.0	7	1-0	1	1	0	10	10.0
P. Washington	1-1	35.7	4-11	.364	0-5	.000	1-2	.500	0	5	5/5.0	3	2-1	0	2	0	9	9.0
D. Exum	1-0	18.6	2-6	.333	0-1	.000	1-2	.500	0	7	7/7.0	3	3-2	0	0	0	5	5.0
M. Kleber	1-0	23.9	2-5	.400	1-3	.333	0-1	.000	1	4	5/5.0	0	1-2	0	2	1	5	5.0
D. Powell	1-0	6.7	1-1	1.000	0-0	.000	0-0	.000	0	1	1/1.0	2	1-0	0	0	0	2	2.0
O. Prosper	2-0	7.5	1-2	.500	0-1	.000	0-2	.000	0	2	2/1.0	1	0-1	0	0	0	2	1.0
R. Holmes	1-0	1.8	0-1	.000	0-0	.000	0-0	.000	0	0	0/0.0	0	0-0	0	1	0	0	0.0
A. Lawson	1-0	0.1	0-0	.000	0-0	.000	0-0	.000	0	0	0/0.0	0	0-0	0	0	0	0	0.0
B. Williams	1-0	0.1	0-0	.000	0-0	.000	0-0	.000	0	0	0/0.0	0	0-0	0	0	0	0	0.0
TEAM	**24-10**	**479.9**	**91-188**	**.484**	**26-78**	**.333**	**34-55**	**.618**	**21**	**81**	**102/51.0**	**59**	**34-47**	**13**	**26**	**16**	**242**	**121.0**

2023-24 WASHINGTON STATISTICS VS. DALLAS

PLAYER	GP-GS	MIN	FG-ATT	FG%	3FG-ATT	3FG%	FT-FTA	FT%	OFF	DEF	TOT/AVG	AST	PF-D	STL	TO	BLK	PTS	AVG
K. Kuzma	2-2	61.9	15-37	.405	3-13	.231	12-15	.800	2	12	14/7.0	3	5-9	1	6	0	45	22.5
D. Avdija	2-2	57.9	16-23	.696	4-7	.571	4-8	.500	2	8	10/5.0	7	7-6	3	5	1	40	20.0
T. Jones	2-2	55.3	12-20	.600	0-2	.000	2-2	1.000	0	6	6/3.0	18	2-2	2	2	0	26	13.0
J. Poole	2-2	58.6	7-29	.241	3-13	.231	2-2	1.000	1	10	11/5.5	6	8-1	4	6	1	19	9.5
C. Kispert	2-0	50.2	5-19	.263	4-14	.286	3-4	.750	1	4	5/2.5	5	5-2	0	1	0	17	8.5
B. Coulibaly	2-0	58.4	5-15	.333	3-6	.500	1-2	.500	4	11	15/7.5	3	5-3	0	1	3	14	7.0
M. Bagley III	1-1	28.1	6-10	.600	0-0	.000	0-0	.000	5	8	13/13.0	2	3-1	1	1	1	12	12.0
D. Gafford	1-1	23.6	5-6	.833	0-0	.000	0-1	.000	2	7	9/9.0	2	1-1	0	0	0	10	10.0
D. Gallinari	1-0	18.1	3-6	.500	0-2	.000	4-4	1.000	2	4	6/6.0	1	0-3	0	2	0	10	10.0
R. Holmes	1-0	12.6	5-7	.714	0-0	.000	0-0	.000	1	1	2/2.0	0	3-2	0	0	1	10	10.0
L. Shamet	2-0	34.8	4-17	.235	2-11	.182	0-0	.000	0	3	3/1.5	1	4-4	2	0	1	10	5.0
J. Davis	1-0	6.6	2-3	.667	0-0	.000	0-0	.000	0	1	1/1.0	1	1-0	1	0	0	4	4.0
R. Rollins	1-0	1.8	1-1	1.000	0-0	.000	0-0	.000	0	0	0/0.0	0	0-0	0	0	0	2	2.0
D. Wright	1-0	5.0	1-2	.500	0-0	.000	0-0	.000	0	1	1/1.0	1	1-0	0	0	0	2	2.0
P. Baldwin	1-0	1.8	0-0	.000	0-0	.000	0-0	.000	0	1	1/1.0	0	1-0	0	0	0	0	0.0
A. Gill	1-0	5.3	0-0	.000	0-0	.000	0-0	.000	0	1	1/1.0	0	1-0	1	3	0	0	0.0
TEAM	**23-10**	**479.9**	**87-195**	**.446**	**19-68**	**.279**	**28-38**	**.737**	**20**	**78**	**98/49.0**	**50**	**47-34**	**15**	**27**	**8**	**221**	**110.5**

2024-25 VS MAVERICKS

Dec. 5 at Washington
Jan. 27 at Dallas

2023-24 SEASON

15-67 (.183)
in Southeast

PLAYOFFS

Did not qualify

2023-24 REGULAR SEASON INDIVIDUAL BESTS

Points	31	Tim Hardaway Jr. @ WAS 11/15/23
Rebounds	17	Daniel Gafford vs. WAS 2/12/24
Assists	15	Luka Dončić vs. WAS 2/12/24

2023-24 REGULAR SEASON WIZARDS BESTS

Points	25	Deni Avdija vs. WAS 2/12/24
Rebounds	13	Marvin Bagley III vs. WAS 2/12/24
Assists	16	Tyus Jones vs. WAS 2/12/24

2023-24 REGULAR SEASON TEAM

Biggest Win	13	@ WAS 11/15/23

** No Biggest Loss **

DATE	SITE	W/L	SCORE	DATE	SITE	W/L	SCORE	DATE	SITE	W/L	SCORE	DATE	SITE	W/L	SCORE	DATE	SITE	W/L	SCORE
11/6/80	WAS	L	95-116	3/4/89	WAS	L	105-119	12/26/97	DAL	L	95-97	12/4/06	WAS	L	97-106	12/12/15	DAL	L	111-114
1/10/81	DAL	L	94-106	12/16/89	WAS	L	108-112	2/28/98	WAS	W	103-77	11/26/07	DAL	L	98-110	1/3/17	DAL	W	113-105
12/15/81	WAS	W	107-102	1/23/90	DAL	W	129-105	1/19/00	WAS	W	104-86	1/21/08	WAS	L	84-102	3/15/17	WAS	W	112-107
2/10/82	DAL	L	102-119	1/26/91	WAS	W	99-96	3/25/00	DAL	L	86-93	12/21/08	WAS	W	97-86	11/7/17	WAS	W	113-99
12/4/82	DAL	L	105-115	2/15/91	DAL	W	121-96	1/6/01	WAS	W	103-85	3/7/09	DAL	W	119-103	1/22/18	DAL	W	98-75
1/4/83	WAS	L	84-92	12/20/91	DAL	L	99-107	2/17/01	DAL	W	112-105	10/27/09	DAL	L	91-102	11/6/18	DAL	W	119-100
12/7/83	DAL	L	112-114	3/5/92	WAS	L	109-119	12/8/01	DAL	L	95-102	1/20/10	WAS	W	94-93	3/6/19	WAS	L	123-132
4/1/84	WAS	L	98-102	2/10/93	DAL	L	102-110	3/31/02	WAS	W	110-103	1/31/11	DAL	W	102-92	10/23/19	DAL	W	108-100
1/24/85	WAS	L	92-93	3/24/93	WAS	W	101-98	12/23/02	DAL	W	92-86	2/26/11	WAS	W	105-99	2/7/20	WAS	L	118-119
2/22/85	DAL	W	110-101	1/27/94	WAS	L	95-98	2/23/03	WAS	W	106-101*	3/13/12	DAL	W	107-98	4/3/21	WAS	W	109-87
11/26/85	DAL	W	112-99	2/10/94	DAL	W	87-77	11/5/03	WAS	L	90-100	11/14/12	DAL	W	107-101	5/1/21	DAL	W	125-124
3/26/86	WAS	L	112-120	12/8/94	DAL	L	121-124*	12/2/03	DAL	W	97-72	1/1/13	WAS	W	103-94	11/27/21	DAL	L	114-120
1/27/87	DAL	L	113-118	2/21/95	WAS	W	102-97	11/14/04	WAS	W	122-113	11/12/13	DAL	W	105-95	4/1/22	WAS	L	103-135
3/28/87	WAS	W	114-107	12/9/95	DAL	L	94-103	1/18/05	DAL	W	137-120	1/1/14	WAS	W	87-78	11/10/22	WAS	L	105-113
2/17/88	DAL	W	123-108	1/4/96	WAS	L	100-112	2/15/06	DAL	W	103-97	11/19/14	WAS	W	105-102	1/24/23	DAL	L	126-127*
4/1/88	WAS	L	103-118	3/18/97	DAL	L	85-86	3/17/06	WAS	W	104-94	12/30/14	DAL	W	114-87	11/15/23	WAS	W	130-117
2/25/89	DAL	W	127-93	3/29/97	WAS	L	87-94	11/21/06	DAL	W	107-80	12/6/15	WAS	W	116-104	2/12/24	DAL	W	112-104

* overtime

SERIES INFORMATION & NOTES

Overall series 48-37
Home games vs. Wizards 25-18
Road games at Wizards 23-19
Current series streak Dallas won last two
in Dallas Dallas won last game
in Washington Dallas won last game

DALLAS
Last home win 112-104 (2/12/24)
Last road win 130-117 (11/15/23)
Largest margin of victory 34 (127-93, 2/25/89)
High point total 137 (1/18/05)
Low point total 84 (twice)

WASHINGTON
Last home win 113-105 (11/10/22)
Last road win 127-126 (1/24/23)
Largest margin of victory 32 (135-103, 4/1/22)
High point total 135 (4/1/22)
Low point total 72 (12/2/03)

Series scoring record vs. Washington
Jamal Mashburn (45 on 12/8/94)

Mark Aguirre (45 on 2/22/85)

Series scoring record vs. Dallas
Gilbert Arenas (43 on 1/18/05)

Dallas swept the 2023-24 season series, 2-0, against Washington...the Wizards have taken the last four meetings before 2023-24, after the Mavericks won 19 of the previous 22...Luka Dončić went for 41 points, 15 rebounds and 6 assists in Dallas' 127-126 loss to Washington (1/24/23), becoming the first Maverick to post a 40-point, 15-rebound effort against the franchise...Washington defeated Dallas by 32 (135-103) at home (4/1/22), recording its largest margin of victory over the Mavericks in the all-time series...Dončić registered 31 points, 12 rebounds, a career-high 20 assists and just 1 turnover in 39 minutes in Dallas' 125-124 win over Washington on 5/1/21, joining Oscar Robertson, Magic Johnson and Russell Westbrook as the only players in NBA history to record a 30-point, 20-assist triple-double while becoming the youngest ever (22 years, 62 days) to accomplish the feat…Dončić's 20 assists tied Jason Kidd's franchise record for the most in a regulation-length game (20 vs. PHX 4/5/09)...Dallas won nine straight road games against Washington from 2008-09 to 2018-19, tying its longest ever road win streak against any franchise...Dirk Nowitzki became the third player in NBA history to surpass 51,000 career regular-season minutes at Washington (3/6/19)...Wesley Matthews made a career-high and franchise-record-tying 10 3-pointers en route to scoring a career-high-tying 36 points at Washington (12/6/15)...Washington was held to a series-low 72 points in a 97-72 Mavericks victory on 12/2/03...Fat Lever had a Mavericks record nine steals in the 2/10/94 win in Dallas.

2022-23 NBA G LEAGUE SHOWCASE CUP STANDINGS

CENTRAL

TEAM	W	L	PCT	GB	HOME	ROAD	LAST 10	STREAK
Cleveland	12	6	.667	---	8-1	4-5	6-4	L1
Fort Wayne	12	6	.667	---	7-2	5-4	7-3	W4
Windy City	12	7	.632	0.5	6-2	6-5	6-4	L1
Iowa	11	7	.611	1.0	8-0	3-7	6-4	L2
Sioux Falls	11	7	.611	1.0	8-2	3-5	7-3	L1
Wisconsin	8	10	.444	4.0	4-5	4-5	4-6	W2
Grand Rapids	5	13	.278	7.0	3-6	2-7	4-6	W2
Motor City	4	14	.222	8.0	3-7	1-7	2-8	L1

EAST

TEAM	W	L	PCT	GB	HOME	ROAD	LAST 10	STREAK
College Park	12	6	.667	---	7-2	5-4	7-3	L2
Maine	11	7	.611	1.0	6-2	5-5	4-6	L1
Long Island	10	8	.556	2.0	4-6	6-2	6-4	L2
Capital City	9	9	.500	3.0	4-5	5-4	3-7	W2
Delaware	8	10	.444	4.0	5-4	3-6	5-5	W3
Greensboro	7	11	.389	5.0	4-5	3-6	5-5	W1
Raptors 905	7	11	.389	5.0	4-5	3-6	3-7	L3
Westchester	6	12	.333	6.0	4-5	2-7	5-5	L5

SOUTH

TEAM	W	L	PCT	GB	HOME	ROAD	LAST 10	STREAK
Rio Grande Valley	13	5	.722	---	7-3	6-2	8-2	W1
Mexico City	12	6	.667	1.0	7-3	5-3	7-3	W3
Memphis	11	7	.611	2.0	4-4	7-3	8-2	W2
Texas	9	9	.500	4.0	4-4	5-5	4-6	W2
Lakeland	7	11	.389	6.0	5-4	2-7	4-6	L2
Birmingham	6	12	.333	7.0	2-6	4-6	3-7	L2
Austin	5	13	.278	8.0	3-6	2-7	1-9	L3

WEST

TEAM	W	L	PCT	GB	HOME	ROAD	LAST 10	STREAK
Ontario	15	4	.789	---	9-2	6-2	7-3	W3
South Bay	13	5	.722	1.5	7-3	6-2	8-2	W1
Stockton	9	9	.500	5.5	3-5	6-4	5-5	W2
Oklahoma City	8	10	.444	6.5	4-6	4-4	4-6	L1
Santa Cruz	8	10	.444	6.5	4-5	4-5	5-5	L4
Salt Lake City	6	12	.333	8.5	4-5	2-7	3-7	L2
G League Ignite	4	14	.222	10.5	2-6	2-8	1-9	L2

2022-23 NBA G LEAGUE SHOWCASE CUP RESULTS

QUARTERFINALS

(Single Elimination)

Monday, December 19

Maine Celtics defeat South Bay Lakers, 112-106
Ontario Clippers defeat Iowa Wolves, 121-95
Windy City Bulls defeat Rio Grande Valley Vipers, 102-96
Cleveland Charge defeat College Park Skyhawks, 120-104

SEMIFINALS

(Single Elimination)

Tuesday, December 20

Ontario Clippers defeat Maine Celtics, 124-112
Windy City Bulls defeat Cleveland Charge, 96-94

FINALS

(Single Elimination)

Thursday, December 22

Ontario Clippers defeat Windy City Bulls, 99-97

2022-23 NBA G LEAGUE FINAL REGULAR SEASON STANDINGS

G LEAGUE EASTERN CONFERENCE

TEAM	W	L	PCT	GB	HOME	ROAD	LAST 10	STREAK
Long Island	23	9	.719	--	14-2	9-7	4-6	Lost 2
Delaware	20	12	.625	3	7-9	13-3	5-5	Lost 4
Capital City	19	13	.594	4	9-7	10-6	7-3	Won 5
Maine	19	13	.594	4	10-6	9-7	5-5	Won 2
Cleveland	18	14	.563	5	9-7	9-7	5-5	Won 4
Fort Wayne	18	14	.563	5	8-8	10-6	5-5	Won 5
Lakeland	18	14	.563	5	8-8	10-6	7-3	Won 2
Windy City	18	14	.563	5	8-8	10-6	7-3	Won 1
Motor City	17	15	.531	6	10-6	7-9	6-4	Lost 1
Raptors 905	16	16	.500	7	8-8	8-8	4-6	Won 1
College Park	15	17	.469	8	9-7	6-10	5-5	Lost 4
Greensboro	11	21	.344	12	7-9	4-12	3-7	Lost 1
Wisconsin	11	21	.344	12	7-9	4-12	4-6	Lost 1
Grand Rapids	9	23	.281	14	5-11	4-12	2-8	Lost 2
Westchester	9	23	.281	14	5-11	4-12	1-9	Lost 8

G LEAGUE WESTERN CONFERENCE

TEAM	W	L	PCT	GB	HOME	ROAD	LAST 10	STREAK
Stockton	25	7	.781	--	13-3	12-4	9-1	Won 3
Memphis	23	9	.719	2	13-3	10-6	6-4	Lost 2
South Bay	21	11	.656	4	12-4	9-7	6-4	Won 1
Salt Lake City	20	12	.625	5	10-6	10-6	7-3	Won 3
Sioux Falls	20	12	.625	5	10-6	10-6	7-3	Won 6
Mexico City	18	14	.563	7	11-5	7-9	4-6	Lost 3
Rio Grande Valley	18	14	.563	7	9-7	9-7	8-2	Won 2
Santa Cruz	18	14	.563	7	11-5	7-9	6-4	Won 1
Ontario	17	15	.531	8	9-7	8-8	5-5	Won 1
Oklahoma City	13	19	.406	12	6-10	7-9	5-5	Won 3
Birmingham	11	21	.344	14	5-11	6-10	6-4	Won 1
G League Ignite	11	21	.344	14	5-11	6-10	2-8	Lost 5
Iowa	9	23	.281	16	6-10	3-13	3-7	Lost 1
Austin	8	24	.250	17	5-11	3-13	2-8	Lost 6
Texas	7	25	.219	18	3-13	4-12	1-9	Lost 4

2022-23 NBA G LEAGUE POSTSEASON RESULTS

FIRST ROUND

(Single Elimination)

Tuesday, March 28

Capital City Go-Go defeat Fort Wayne Mad Ants, 101-187
Sioux Falls Skyforce defeat Salt Lake City Stars, 115-107

Wednesday, March 29

Cleveland Charge defeat Maine Celtics, 113-100
Rio Grande Valley Vipers defeat South Bay Lakers, 124-122

CONFERENCE SEMIFINALS

(Single Elimination)

Thursday, March 30

Delaware Blue Coats defeat Capital City Go-Go, 104-99
Sioux Falls Skyforce defeat Stockton Kings, 98-97

Friday, March 31

Rio Grande Valley Vipers defeat Memphis Hustle, 110-108
Long Island Nets defeat Cleveland Charge, 111-107

CONFERENCE FINALS

(Single Elimination)

Sunday, April 2

Delaware Blue Coats defeat Long Island Nets, 108-94
Rio Grande Valley Vipers defeat Sioux Falls Skyforce, 110-105

FINALS

(Best of Three)

Tuesday, April 4

Delaware Blue Coats defeat Rio Grande Valley Vipers, 134-120

Thursday, April 6

Delaware Blue Coats defeat Rio Grande Valley Vipers, 114-110

2022-23 NBA G LEAGUE REGULAR SEASON STATISTICAL LEADERS

SCORING AVERAGE	G	FG	FT	PTS	AVG
Carlik Jones, WCB	24	229	75	627	26.1
Darius Days, RGV	29	261	42	708	24.4
Frank Jackson, SLC	23	185	54	533	23.2
Justin Anderson, FWN	30	232	104	688	22.9
Trevelin Queen, FWN	24	210	48	543	22.6
Jay Scrubb, LAK	28	224	75	625	22.3
Luka Samanic, MNE	27	226	44	594	22.0
Xavier Moon, ONT	29	250	47	638	22.0
Lester Quinones, SCW	31	229	77	676	21.8
Gabe York, FWN	27	201	45	579	21.4
Sharife Cooper, CLC	25	179	87	533	21.3
Grant Riller, TEX	26	218	63	553	21.3
D.J. Stewart, SXF	23	184	56	487	21.2
Reggie Perry, RAP-MCC	24	172	80	497	20.7
Kelan Martin, BIR	30	219	65	611	20.4
Trevor Hudgins, RGV	28	184	47	562	20.1
Mfiondu Kabengele, MNE	27	195	72	540	20.0
Mac McClung, DEL	31	216	65	614	19.8
Gary Clark, MXC	29	187	49	568	19.6
Brandon Williams, CPS	28	189	76	543	19.4
Jaden Springer, DEL	24	166	62	455	19.0
Paris Bass, SLC-WIS	28	201	51	530	18.9
John Jenkins, GLI	27	185	26	500	18.5
Dereon Seabron, BIR	27	184	70	497	18.4
Jamorko Pickett, CLC	25	150	60	459	18.4
Jermaine Samuels, FWN	32	235	60	585	18.3
Justin Champagnie, SXF	23	167	31	418	18.2
Kobi Simmons, GBO	32	199	66	581	18.2
Jared Rhoden, MCC	24	160	40	434	18.1
Tyrese Martin, CPS	23	160	33	414	18.0
Leonard Miller, GLI	24	174	38	431	18.0
James Bouknight, GBO	24	141	34	423	17.6
Dusty Hannahs, SCW	26	164	31	456	17.5
Ron Harper Jr., RAP	29	178	52	501	17.3
Grant Golden, GRG	32	245	36	552	17.3
Jordan Bowden, LIN	32	197	49	552	17.3
Mychal Mulder, SXF	31	169	38	534	17.2
Cole Swider, SBL	27	162	31	461	17.1
Jarrett Culver, CPS-RGV	23	151	37	392	17.0
Ethan Thompson, WCB	30	169	77	509	17.0

REBOUNDS PER GAME	G	OFF	DEF	TOT	AVG
Jayce Johnson, SCW	32	168	263	431	13.5
Kenneth Faried, MXC	29	138	187	325	11.2
Leonard Miller, GLI	24	79	186	265	11.0
Grant Golden, GRG	32	76	272	348	10.9
Mfiondu Kabengele, MNE	27	116	175	291	10.8
Marko Simonovic, WCB	25	72	178	250	10.0
Darius Days, RGV	29	95	192	287	9.9
Tyler Cook, SLC	27	89	163	252	9.3
Jermaine Samuels, FWN	32	75	220	295	9.2
Tyrese Martin, CPS	23	45	165	210	9.1
Eric Mika, GLI	25	69	157	226	9.0
Zylan Cheatham, BIR	23	60	146	206	9.0
David Nwaba, MCC	25	57	162	219	8.8
Neemias Queta, STO	29	85	169	254	8.8
Jordy Tshimanga, IWA	24	82	116	198	8.3
Trevion Williams, SCW-CAP	29	80	159	239	8.2
Luka Samanic, MNE	27	55	165	220	8.1
Paris Bass, SLC-WIS	28	73	153	226	8.1
Trhae Mitchell, RGV	27	71	146	217	8.0
Chance Comanche, STO	32	89	167	256	8.0
Justin Champagnie, SXF	23	68	116	184	8.0
Gary Clark, MXC	29	38	192	230	7.9
James Kelly, BIR	30	73	163	236	7.9
Jay Huff, SBL-CAP	28	59	160	219	7.8
Braxton Key, DEL	30	57	174	231	7.7
Melvin Frazier, WES	26	48	149	197	7.6
Jarrett Culver, CPS-RGV	23	49	125	174	7.6
Ray Spalding, RGV	28	68	143	211	7.5
Sterling Brown, RAP	24	26	146	172	7.2
Robert Woodard, OKL	31	46	174	220	7.1
Jared Rhoden, MCC	24	39	131	170	7.1
Jamorko Pickett, CLC	25	30	147	177	7.1
Jaylen Johnson, MCC	24	65	104	169	7.0
Lester Quinones, SCW	31	47	171	218	7.0
Justin Bean, MHU	31	59	158	217	7.0
Reggie Perry, RAP-MCC	24	37	126	163	6.8
Robert Baker, LAK	32	67	147	214	6.7
Michael Foster, DEL	27	46	134	180	6.7
Kadeem Jack, SXF	25	59	106	165	6.6
Taze Moore, TEX	24	42	116	158	6.6

ASSISTS PER GAME	G	AST	AVG
Jacob Gilyard, MHU	31	302	9.7
Zavier Simpson, LAK	32	290	9.1
JD Davison, MNE	26	226	8.7
Chris Chiozza, LIN	30	252	8.4
Shaquille Harrison, SBL	32	268	8.4
Keifer Sykes, MCC	29	230	7.9
Abdul Gaddy, OKL	28	218	7.8
Carlik Jones, WCB	24	168	7.0
Sharife Cooper, CLC	25	162	6.5
Jared Butler, GRG-OKL	27	172	6.4
Brandon Williams, CPS	28	176	6.3
Devon Dotson, CAP	29	182	6.3
Trevor Hudgins, RGV	28	172	6.1
Emmanuel Mudiay, IWA	26	158	6.1
Xavier Moon, ONT	29	173	6.0
Kamar Baldwin, MNE	31	180	5.8
D.J. Carton, IWA	24	136	5.7
Dereon Seabron, BIR	27	151	5.6
Jon Elmore, SXF	31	173	5.6
Jalen Lecque, RGV	28	155	5.5
Jordan Bone, WIS-FWN	25	138	5.5
Theo Maledon, GBO	23	123	5.3
Grant Golden, GRG	32	166	5.2
Louis King, DEL	32	166	5.2
Jeremy Pargo, WCB	26	134	5.2
Skylar Mays, DEL-MXC	29	147	5.1
Mac McClung, DEL	31	155	5.0
ShawnDre' Jones, MCC	31	155	5.0
Jerome Robinson, SCW	24	119	5.0
Justin Anderson, FWN	30	148	4.9
Jordan Hall, AUS	29	143	4.9
Lester Quinones, SCW	31	151	4.9
Jordan Ford, STO	32	155	4.8
Sterling Brown, RAP	24	115	4.8
Ashton Hagans, GBO	30	138	4.6
Joel Ayayi, LAK	31	142	4.6
Keaton Wallace, ONT	30	135	4.5
Trevelin Queen, FWN	24	108	4.5
D.J. Steward, STO	28	121	4.3
Rigoberto Mendoza, MXC	27	116	4.3

FIELD GOAL PCT.	FG	FGA	PCT
Neemias Queta, STO	198	291	.680
Jermaine Samuels, FWN	235	353	.666
Eric Mika, GLI	141	217	.650
Jay Huff, SBL-CAP	169	262	.645
Tyler Cook, SLC	174	275	.633
Chance Comanche, STO	166	264	.629
Vernon Carey, CAP	120	194	.619
Alize Johnson, AUS-WIS	138	228	.605
Mfiondu Kabengele, MNE	195	324	.602
Giorgi Bezhanishvili, CPS	119	198	.601
Matthew Hurt, MHU	172	290	.593
James Kelly, BIR	167	282	.592
Jayce Johnson, SCW	119	203	.586
Justin Smith, DEL	132	231	.571
Garrison Brooks, WES	125	219	.571
Cassius Stanley, RGV	138	242	.570
Marial Shayok, MNE	146	257	.568
Ray Spalding, RGV	132	238	.555
Leonard Miller, GLI	174	314	.554
Jamaree Bouyea, SXF	160	291	.550
Kenneth Faried, MXC	161	293	.549
Grant Golden, GRG	245	446	.549
Jamal Cain, SXF	124	226	.549
David Nwaba, MCC	147	268	.549
Feron Hunt, BIR	186	340	.547
Mac McClung, DEL	216	395	.547
Deonte Burton, STO	128	236	.542
Kenneth Lofton Jr., MHU	125	232	.539
Quenton Jackson, CAP	154	286	.538
Charlie Brown, DEL	158	299	.528
D.J. Carton, IWA	136	258	.527

3-PT FIELD GOAL PCT.	3FG	3GA	PCT
Kaiser Gates, LIN	67	121	.554
Marial Shayok, MNE	51	102	.500
Mac McClung, DEL	72	152	.474
Zavier Simpson, LAK	45	95	.474
Langston Galloway, CPS	92	198	.465
Shabazz Napier, MXC	32	69	.464
Justin Wright-Foreman, WES	32	71	.451
Sterling Brown, RAP	59	131	.450
Pooh Jeter, GLI	40	89	.449
Keon Ellis, STO	44	99	.444
Sam Merrill, CLC	86	195	.441
Frank Jackson, SLC	83	189	.439
Chris Chiozza, LIN	81	185	.438
Cole Swider, SBL	89	204	.436
James Bouknight, GBO	76	175	.434
L.J. Figueroa, SBL	39	90	.433
Dusty Hannahs, SCW	80	185	.432
Kelan Martin, BIR	71	167	.425
Ty-Shon Alexander, GBO-DEL	39	92	.424
John Jenkins, GLI	89	210	.424
Xavier Moon, ONT	63	149	.423
Justin Jackson, TEX	62	147	.422
Jon Elmore, SXF	67	159	.421
Trey Burke, STO	72	171	.421
Jalen Crutcher, GBO	68	162	.420
Jeenathan Williams, SLC	55	132	.417
Gary Clark, MXC	117	282	.415
Jacob Gilyard, MHU	56	136	.412
Keaton Wallace, ONT	60	146	.411
Deonte Burton, STO	39	95	.411
Gabe Brown, RAP	84	205	.410

FREE THROW PCT.	FT	FTA	PCT
Kelan Martin, BIR	65	73	.890
Sharife Cooper, CLC	87	102	.853
Ethan Thompson, WCB	77	91	.846
Mason Jones, MXC	74	88	.841
Jamorko Pickett, CLC	60	72	.833
Lindell Wigginton, WIS	60	72	.833
Reggie Perry, RAP-MCC	80	96	.833
Justin Anderson, FWN	104	125	.832
Frank Jackson, SLC	54	65	.831
Mac McClung, DEL	65	79	.823
Eli Pemberton, SCW	50	61	.820
Rob Edwards, WIS	49	60	.817
D.J. Carton, IWA	60	74	.811
Grant Riller, TEX	63	78	.808
David Duke Jr., LIN	70	87	.805
Neemias Queta, STO	53	66	.803
Jahmi'us Ramsey, OKL	66	83	.795
Kobi Simmons, GBO	66	83	.795
Chance Comanche, STO	50	63	.794
Mfiondu Kabengele, MNE	72	91	.791
Carlik Jones, WCB	75	96	.781
Jules Bernard, CAP	74	95	.779
Dereon Seabron, BIR	70	90	.778
Lester Quinones, SCW	77	99	.778
Quenton Jackson, CAP	70	90	.778
Ron Harper Jr., RAP	52	67	.776
Jaden Springer, DEL	62	80	.775
Brandon Randolph, WIS-AUS	51	66	.773
Scotty Pippen Jr., SBL	74	96	.771
Jordan Bowden, LIN	49	65	.754
Brandon Williams, CPS	76	101	.752

Javante McCoy, SBL	153	291	.526	Kessler Edwards, LIN	33	81	.407	Jay Scrubb, LAK	75	100	.750
Devon Dotson, CAP	172	328	.524	D.J. Steward, STO	45	111	.405	David Nwaba, MCC	56	75	.747
Marko Simonovic, WCB	151	288	.524	Mychal Mulder, SXF	129	319	.404	Chris Silva, CPS	57	77	.740
Jeenathan Williams, SLC	170	325	.523	Jordan Ford, STO	63	156	.404	Jalen Lecque, RGV	85	115	.739
Michael Foster, DEL	137	262	.523	Mason Jones, MXC	48	119	.403	Isaiah Mobley, CLC	65	89	.730
Zavier Simpson, LAK	215	412	.522	Braxton Key, DEL	39	97	.402	Theo Maledon, GBO	51	70	.729
Grant Riller, TEX	218	418	.522	Dakota Mathias, MHU	95	237	.401	Gary Clark, MXC	49	68	.721
Justin Champagnie, SXF	167	321	.520	Gabe York, FWN	103	257	.401	Paris Bass, SLC-WIS	51	71	.718
Kris Dunn, CAP	121	233	.519	Jordan Schakel, CAP-SCW	69	173	.399	D.J. Stewart, SXF	56	79	.709

STEALS PER GAME	G	STL	AVG	BLOCKS PER GAME	G	BLK	AVG	MINUTES PER GAME	G	MIN	AVG
Jaden Springer, DEL	24	56	2.3	Jay Huff, SBL-CAP	28	87	3.1	Trevor Hudgins, RGV	28	1084	38.7
Trevelin Queen, FWN	24	51	2.1	Michael Foster, DEL	27	59	2.2	Carlik Jones, WCB	24	920	38.3
Justin Minaya, MXC	27	57	2.1	Neemias Queta, STO	29	56	1.9	Justin Anderson, FWN	30	1122	37.4
Shaquille Harrison, SBL	32	67	2.1	Kenneth Faried, MXC	29	55	1.9	Mychal Mulder, SXF	31	1125	36.3
Chris Chiozza, LIN	30	57	1.9	Robert Baker, LAK	32	59	1.8	D.J. Stewart, SXF	23	832	36.2
Jacob Gilyard, MHU	31	58	1.9	Chance Comanche, STO	32	50	1.6	Darius Days, RGV	29	1031	35.6
Keaton Wallace, ONT	30	54	1.8	Justin Minaya, MXC	27	37	1.4	Ethan Thompson, WCB	30	1064	35.5
Braxton Key, DEL	30	52	1.7	Ray Spalding, RGV	28	37	1.3	Gary Clark, MXC	29	1024	35.3
Carlik Jones, WCB	24	41	1.7	Jayce Johnson, SCW	32	42	1.3	Justin Minaya, MXC	27	948	35.1
Gabe York, FWN	27	45	1.7	Abdul Alatishe, ONT	26	34	1.3	Jared Rhoden, MCC	24	834	34.8
Zavier Simpson, LAK	32	52	1.6	James Kelly, BIR	30	38	1.3	Jermaine Samuels, FWN	32	1110	34.7
Langston Galloway, CPS	29	47	1.6	Braxton Key, DEL	30	36	1.2	Kellan Grady, GRG	24	830	34.6
Xavier Moon, ONT	29	47	1.6	Trhae Mitchell, RGV	27	32	1.2	Gabe York, FWN	27	933	34.6
Keon Ellis, STO	23	37	1.6	Xavier Moon, ONT	29	34	1.2	Dereon Seabron, BIR	27	932	34.5
Taze Moore, TEX	24	38	1.6	Jamorko Pickett, CLC	25	29	1.2	Jamorko Pickett, CLC	25	859	34.4
Charlie Brown, DEL	32	50	1.6	Fabian White, SBL	27	31	1.1	Grant Golden, GRG	32	1099	34.3
Feron Hunt, BIR	32	50	1.6	Ron Harper Jr., RAP	29	33	1.1	Yudai Baba, TEX	23	790	34.3
Quenton Jackson, CAP	29	45	1.6	Paris Bass, SLC-WIS	28	31	1.1	Trevelin Queen, FWN	24	823	34.3
Kamar Baldwin, MNE	31	48	1.5	Jordy Tshimanga, IWA	24	26	1.1	Kamar Baldwin, MNE	31	1059	34.2
Nate Hinton, CLC	27	40	1.5	Mfiondu Kabengele, MNE	27	28	1.0	Nate Hinton, CLC	27	919	34.0
Yudai Baba, TEX	23	34	1.5	David Nwaba, MCC	25	25	1.0	Jordan Bone, WIS-FWN	25	851	34.0
Louis King, DEL	32	47	1.5	Isaiah Whaley, GBO	32	32	1.0	Tyrese Martin, CPS	23	782	34.0
Joel Ayayi, LAK	31	45	1.5	Sidy Cissoko, GLI	28	28	1.0	Zavier Simpson, LAK	32	1084	33.9
Quinton Rose, WES	31	45	1.5	Shaquille Harrison, SBL	32	30	0.9	Jordan Bowden, LIN	32	1073	33.5
Jalen Lecque, RGV	28	40	1.4	Julian Champagnie, DEL-AUS	26	24	0.9	Taze Moore, TEX	24	804	33.5
Melvin Frazier, WES	26	37	1.4	Kavion Pippen, LIN	23	21	0.9	Elijah Hughes, WIS	25	832	33.3
Jon Elmore, SXF	31	44	1.4	Matthew Hurt, MHU	28	25	0.9	Rigoberto Mendoza, MXC	27	892	33.0
Gary Clark, MXC	29	41	1.4	Luka Samanic, MNE	27	24	0.9	Chris Chiozza, LIN	30	989	33.0
Jermaine Samuels, FWN	32	45	1.4	Jaylen Johnson, MCC	24	21	0.9	Frank Jackson, SLC	23	757	32.9
Jamorko Pickett, CLC	25	34	1.4	Jermaine Samuels, FWN	32	28	0.9	Xavier Moon, ONT	29	951	32.8
Adonis Arms, GRG-MHU	28	38	1.4	Trevelin Queen, FWN	24	21	0.9	David Nwaba, MCC	25	818	32.7
L.J. Figueroa, SBL	23	31	1.3	Jarrett Culver, CPS-RGV	23	20	0.9	Ron Harper Jr., RAP	29	948	32.7
Obadiah Noel, WES	29	39	1.3	Jay Scrubb, LAK	28	24	0.9	Keaton Wallace, ONT	30	979	32.6
Trevor Hudgins, RGV	28	37	1.3	Bryce Wills, GRG	31	26	0.8	Sharife Cooper, CLC	25	814	32.6
David Nwaba, MCC	25	33	1.3	Jaden Springer, DEL	24	20	0.8	Shaquille Harrison, SBL	32	1041	32.5
Patrick McCaw, DEL	29	38	1.3	Justin Anderson, FWN	30	25	0.8	Langston Galloway, CPS	29	943	32.5
Brandon Williams, CPS	28	35	1.3	Jalen Lecque, RGV	28	23	0.8	D.J. Carton, IWA	24	780	32.5
Marcus Garrett, SXF	29	36	1.2	Kadeem Jack, SXF	25	20	0.8	Trhae Mitchell, RGV	27	877	32.5
Ethan Thompson, WCB	30	37	1.2	Aaron Wheeler, WCB	29	23	0.8	Tyler Hall, TEX	32	1037	32.4
Emmanuel Mudiay, IWA	26	32	1.2	Leonard Miller, GLI	24	19	0.8	Matt Lewis, IWA	31	996	32.1

2022-23 NBA G LEAGUE AWARD WINNERS

Most Valuable Player: Carlik Jones (Windy City Bulls)
Dennis Johnson Coach of the Year: Ronnie Burrell (Long Island Nets)
Defensive Player of the Year: Jay Huff (South Bay Lakers/Capital City Go-Go)
Rookie of the Year: Kenneth Lofton Jr. (Memphis Hustle)
Jason Collier Sportsmanship Award: Nate Pierre-Louis (South Bay Lakers)
Most Improved Player: Lester Quinones (Santa Cruz Warriors)
Basketball Executive of the Year: Paul Johnson (Stockton Kings)
Finals MVP: Jaden Springer (Delaware Blue Coats)
Showcase MVP: Brandon Boston Jr. (Ontario Clippers)

2022-23 All-NBA G LEAGUE ALL-SHOWCASE TEAM

Brandon Boston Jr. – Ontario Clippers
Kenneth Lofton Jr. – Memphis Hustle
Tre Mann – Oklahoma City Blue
Isaiah Mobley – Cleveland Charge
Terry Taylor – Fort Wayne Mad Ants

2022-23 ALL-NBA G LEAGUE TEAMS

FIRST TEAM
David Duke Jr. – Long Island
Jay Huff – South Bay/Capital City
Carlik Jones – Windy City
Kenneth Lofton Jr. – Memphis
Neemias Queta - Stockton

SECOND TEAM
Jamaree Bouyea – Sioux Falls
Sharife Cooper – Cleveland
Darius Days – Rio Grande
Mfiondu Kabengele – Maine
Luka Samanic – Maine

THIRD TEAM
Justin Anderson – Fort Wayne
Chris Chiozza – Long Island
Moussa Diabate – Ontario
Isaiah Mobley – Cleveland
Xavier Moon – Ontario

2022-23 All-NBA G LEAGUE ALL-ROOKIE TEAM

Jamaree Bouyea – Sioux Falls
Darius Days – Rio Grande
Moussa Diabate – Ontario
Kenneth Lofton Jr. – Memphis
Lester Quinones – Santa Cruz

2022-23 ALL-NBA G LEAGUE ALL-DEFENSIVE TEAM

Kris Dunn – Capital City
Shaquille Harrison – South Bay
Jay Huff – South Bay/Capital City
Mfiondu Kabengele – Maine
Neemias Queta - Stockton

2023-24 NBA G LEAGUE DIRECTORY

Austin Spurs
1717 Scottsdale Drive, Suite 155, Cedar Park, TX 78641
Arena: H-E-B Center at Cedar Park
Tel: (512) 236-8333
Media Relations Contact: Loren Lealiʻieʻe (llealiiee@spurs.com)
NBA Affiliation: San Antonio

Birmingham Squadron
950 22nd Street N, Suite 925, Birmingham, AL 35203
Arena: Legacy Arena at the BJCC
Tel: (256) 708-0281
Media Relations Contact: Dawson Boyd (Dawson.Boyd@pelicans.com)
NBA Affiliation: New Orleans

Capital City Go-Go
1100 Oak Drive SE, Washington, DC 20032
Arena: Ent. & Sports Arena in Congress Hts.
Tel: (202) 318-5278
Media Relations Contact: Autumn Hair (ahair@monumentalsports.com)
NBA Affiliation: Washington

Cleveland Charge
1 Center Court, Cleveland, OH, 44115
Arena: Cleveland State University Wolstein Center
Tel: (216) 420-2730
Media Relations Contact: Sean Wyatt (SWyatt@cavs.com)
NBA Affiliation: Cleveland

College Park Skyhawks
101 Marietta Street NW, Suite 1100, Atlanta, GA 30303
Arena: Gateway Center Arena at College Park
Tel: (404) 878-3800
Media Relations Contact: Jerome Schwich (Jerome.schwich@cpskyhawks.com)
NBA Affiliation: Atlanta

Delaware Blue Coats
401 Garasches Lane, Wilmington, DE 19801
Arena: Chase Fieldhouse
Tel: (302) 504-7587
Media Relations Contact: Alex Yoh (alexyoh@76ers.com and BlueCoatsPR@76ers.com)
NBA Affiliation: Philadelphia

Grand Rapids Gold
130 Fulton Street W, Grand Rapids, MI 49503
Arena: Van Andel Arena
Tel: (844) 847-4653
Media Relations Contact: Shanee Marvin (smarvin@nbagrandrapids.com) and Brittney Whitefield (bwhitefield@nbagrandrapids.com)
NBA Affiliation: Denver

Greensboro Swarm
2411 B West Gate City Boulevard, Greensboro, NC 27403
Arena: Fieldhouse at the Greensboro Coliseum Complex
Tel: (336) 907-3608
Media Relations Contact: Haley Winstead (hwinstead@gsoswarm.com)
NBA Affiliation: Charlotte

Indiana Mad Ants
125 S. Pennsylvania Street Indianapolis, IN 46204
Arena: Gainbridge Fieldhouse
Tel: (260) 702-9561
Media Relations Contact: Dan Vance (dvance@pacers.com)
NBA Affiliation: Indiana

Iowa Wolves
730 3rd Street, Des Moines, IA 50309
Arena: Wells Fargo Arena
Tel: (515) 564-8550
Media Relations Contact: John Meyer (john.meyer@iawolves.com)
NBA Affiliation: Minnesota

Long Island Nets
1255 Hempstead Turnpike, Uniondale, New York 11553
Arena: Nassau Coliseum
Tel: (516) 654-8199
Media Relations Contact: Patricia Douglas (pdouglas@bseglobal.net)
NBA Affiliation: Brooklyn

Maine Celtics
550 Forest Avenue, Portland, ME 04012
Arena: Portland Exposition Building
Tel: (207) 835-6765
Media Relations Contact: Evans Boston (EBoston@maineceltics.com)
NBA Affiliation: Boston

Memphis Hustle
191 Beale Street, Memphis, TN 38103
Arena: Landers Center
Tel: (901) 205-1234
Media Relations Contact: Brandon Abraham (BAbraham@grizzlies.com)
NBA Affiliation: Memphis

Mexico City Capitanes
Av. de las Granjas 800, Santa Barbara, Azcapotzalco, 02230, Mexico City, Mexico
Arena: Arena Ciudad de México
Tel: +52 55 6414 6100
Media Relations Contact: Adriana Barrón (abarron@capitanes.mx)
NBA Affiliation: None

Motor City Cruise
1290 West Warren Avenue, Detroit, MI 48201
Arena: Wayne State Fieldhouse
Tel: (417) 331-0002
Media Relations Contact: Brody Hickle (bhickle@pistons.com)
NBA Affiliation: Detroit

NBA G League Ignite
200 S Green Valley Parkway, Henderson, NV 89012
Arena: The Dollar Loan Center
Tel: (859) 489-5761
Media Relations Contact: Dermonte Bond (dbond@nba.com)
NBA Affiliation: None

Oklahoma City Blue
208 Thunder Drive, Oklahoma City, OK 73102
Arena: Paycom Center
Tel: (405) 208-4800
Media Relations Contact: Cole Terlip (cterlip@okcthunder.com)
NBA Affiliation: Oklahoma City

Ontario Clippers
1212 Flower Street, Los Angeles, CA 90015
Arena: Toyota Arena
Tel: (909) 406-9090
Media Relations Contact: Cooper Dzierzanowski (cdzierzanowski@clippers.com)
NBA Affiliation: LA Clippers

Osceola Magic
1875 Silver Spur Lane, Kissimmee, FL 34744
Arena: Silver Spurs Arena
Tel: (407) 447-2140
Media Relations Contact: Comron Fouladi (cfouladi@osceolamagic.com)
NBA Affiliation: Orlando

Raptors 905
5600 Rose Cherry Place, Mississauga, ON L4Z4B6
Arena: Paramount Fine Foods Centre
Tel: (416) 815-5600
Media Relations Contact: Safia Hersi (SHersi@raptors905.com)
NBA Affiliation: Toronto

Rio Grande Valley Vipers
4421 N. McColl Road, McAllen, TX 78504
Arena: Bert Ogden Arena
Tel: (956) 843-0072
Media Relations Contact: Juanita Maldonado (juanita@rgvipers.com)
NBA Affiliation: Houston

Rip City Remix
1 Center Court Suite 200, Portland, OR 97277
Arena: Chiles Center
Tel: (503) 235-8771
Media Relations Contact: Hunter Hippel (hunter.hippel@ripcity.com)
NBA Affiliation: Portland

Salt Lake City Stars
3200 S Decker Lake Drive, West Valley City, UT 84119
Arena: Maverik Center
Tel: (801) 325-7827
Media Relations Contact: Megan Zipfel (megan.zipfel@utahjazz.com)
NBA Affiliation: Utah

Santa Cruz Warriors
903 Pacific Avenue, Suite 101, Santa Cruz, CA 95060
Arena: Kaiser Permanente Arena
Tel: (503) 704-6328
Media Relations Contact: Anna Burleson (aburleson@warriors.com)
NBA Affiliation: Golden State

Sioux Falls Skyforce
2131 South Minnesota Avenue, Sioux Falls, SD 57105
Arena: Sanford Pentagon
Tel: (605) 332-0605
Media Relations Contact: Nick Robinson (nick@skyforceonline.com)
NBA Affiliation: Miami

South Bay Lakers
2275 East Mariposa Avenue, El Segundo, CA 90245
Arena: UCLA Health Training Center
Tel: (310) 426-6000
Media Relations Contact: Cole Knox (cknox@sb-lakers.com)
NBA Affiliation: Los Angeles Lakers

Stockton Kings
400 East Main Street, Suite 760 Stockton, CA 95202
Arena: Stockton Arena
Tel: (888) 564-7209
Media Relations Contact: Shannon Malone Mazibuko (Smalone@kings.com)
NBA Affiliation: Sacramento

Texas Legends
2601 Avenue of the Stars, Suite 300, Frisco, TX 75034
Arena: Comerica Center
Tel: (214) 469-0822
Media Relations Contact: Britney Wynn (bwynn@texlegends.com)
NBA Affiliation: Dallas

Westchester Knicks
711 Old Saw Mill River Road, Tarrytown, NY 10591
Arena: Westchester County Center
Tel: (212) 485-7116
Media Relations Contact: Derek Lapinksi (Derek.Lapinski@msgsports.com)
NBA Affiliation: New York

Windy City Bulls
5333 Prairie Stone Parkway, Hoffman Estates, IL 60192
Arena: NOW Arena
Tel: (847) 396-7070
Media Relations Contact: Hayden Garrett (hgarrett@bulls.com)
NBA Affiliation: Chicago

Wisconsin Herd
549 High Avenue, Oshkosh, WI 54901
Arena: Oshkosh Arena
Tel: (920) 233-4374
Media Relations Contact: Jamie Winsted (jamie.winsted@wisconsinherd.com)
NBA Affiliation: Milwaukee

HISTORY

TEAM ROSTERS 1980-2024
ROSTER BY NUMBERS
COLLEGIATE BREAKDOWN
YEARLY STATISTICS
YEARLY ROSTERS
MAVERICKS OF THE PAST
DRAFT RECAPS
ALL-TIME TRANSACTIONS
NBA LEADERS
HONOR ROLL
YEARLY LEADERS
MAVS LISTS

DALLAS MAVERICKS

2023-24

BOTTOM ROW L-R P.J. WASHINGTON JR., DERRICK JONES JR., DANTE EXUM, KYRIE IRVING, LUKA DONCIC , TIM HARDAWAY JR., BRANDON WILLIAMS, JOSH GREEN MIDDLE ROW L-R JADEN HARDY, ALEX FUDGE, MARKIEFF MORRIS, MAXI KLEBER, DERECK LIVELY II, DANIEL GAFFORD, DWIGHT POWELL, OLIVIER-MAXENCE PROSPER, AJ LAWSON TOP ROW L-R JARED DUDLEY, SEAN SWEENEY, JASON KIDD, ALEX JENSEN

SEASON NOTEBOOK: THE DALLAS MAVERICKS NOTCHED A 50-32 (.610) RECORD DURING THE 2023-24 REGULAR SEASON, MARKING THEIR 16TH 50-WIN SEASON IN FRANCHISE HISTORY AND THEIR SECOND UNDER HEAD COACH JASON KIDD. IN THE PROCESS OF SECURING 50 WINS, THE MAVERICKS WON 16 OF THEIR LAST 20 GAMES, THE BEST 20-GAME SPAN SINCE THEIR CHAMPIONSHIP SEASON IN 2010-11 AND RECORDED THE MOST ROAD WINS (25) IN A SEASON SINCE THE 2010-11 SEASON (28). AFTER EARNING THE NO. 5 SEED IN THE WEST, THE MAVERICKS DEFEATED THE LOS ANGELES CLIPPERS IN THE FIRST ROUND, OKLAHOMA CITY THUNDER IN THE SECOND ROUND AND MINNESOTA TIMBERWOLVES IN THE WESTERN CONFERENCE FINALS, BEFORE LOSING IN THE NBA FINALS TO THE BOSTON CELTICS IN A RUN THAT NETTED THE MAVERICKS THEIR THIRD EVER FINALS APPEARANCE. LUKA DONČIĆ EARNED HIS FIFTH STRAIGHT FIRST TEAM ALL-NBA SELECTION IN 2023-24, SURPASSING DIRK NOWITZKI (4) FOR MOST ALL-NBA FIRST TEAM SELECTIONS IN FRANCHISE HISTORY IN A SEASON THAT SAW HIM CLAIM THE FRANCHISE'S FIRST SCORING TITLE (33.9 PPG) AND BECOME THE FIRST PLAYER IN NBA HISTORY TO AVERAGE AT LEAST 33.0 POINTS, 9.0 REBOUNDS AND 9.0 ASSISTS PER GAME.

	G	GS	MIN	FG	FGA	PCT	3FG	3FGA	PCT	FT	FTA	PCT	OFF	DEF	TOT	AST	PF	DQ	STL	TO	BLK	PTS	AVG
Doncic	70	70	2624	804	1652	.487	284	744	.382	478	608	.786	59	588	647	686	149	0	99	282	38	2370	33.9
Irving	58	58	2030	562	1131	.497	173	421	.411	190	210	.905	44	246	290	299	112	0	74	106	28	1487	25.6
Hardaway Jr.	79	12	2120	392	976	.402	211	597	.353	144	169	.852	22	232	254	139	106	0	42	69	6	1139	14.4
Washington Jr.	29	28	935	127	302	.421	53	169	.314	32	51	.627	32	147	179	44	57	0	34	30	27	339	11.7
Gafford	29	21	623	145	186	.780	0	0	---	34	56	.607	64	137	201	46	80	0	21	28	56	324	11.2
Lively II	55	42	1294	221	294	.747	0	2	.000	41	81	.506	135	243	378	60	144	1	36	50	77	483	8.8
Jones Jr.	76	66	1783	239	495	.483	82	239	.343	97	136	.713	82	168	250	75	121	0	53	65	51	657	8.6
Green	57	33	1505	179	374	.479	72	187	.385	39	57	.684	40	144	184	130	107	0	47	60	9	469	8.2
Williams	47	33	1242	131	317	.413	79	210	.376	41	55	.745	46	123	169	81	137	1	24	53	27	382	8.1
Exum	55	17	1088	161	302	.533	53	108	.491	53	68	.779	25	124	149	157	85	0	22	49	5	428	7.8
Hardy	73	7	989	195	479	.407	81	224	.362	59	76	.776	20	111	131	109	80	0	22	62	4	530	7.3
Dennis	4	0	30	10	19	.526	1	8	.125	1	3	.333	1	8	9	4	1	0	0	3	1	22	5.5
Fudge	2	0	26	5	9	.556	1	3	.333	0	0	---	2	1	3	0	1	0	3	1	0	11	5.5
Kleber	43	7	871	63	146	.432	32	92	.348	33	47	.702	30	113	143	68	79	0	17	28	30	191	4.4
Curry	36	3	457	54	145	.372	29	80	.363	17	19	.895	15	37	52	30	32	0	17	16	3	154	4.3
Holmes	23	2	237	33	59	.559	0	0	---	12	21	.571	33	45	78	15	33	0	3	12	9	78	3.4
Powell	63	9	836	72	106	.679	1	3	.333	63	89	.708	97	117	214	84	113	0	26	32	20	208	3.3
Lawson	42	0	311	54	121	.446	13	50	.260	15	23	.652	14	36	50	20	22	0	10	14	3	136	3.2
Williams	17	0	113	20	54	.370	3	15	.200	11	17	.647	4	9	13	17	4	0	1	7	1	54	3.2
Prosper	40	1	336	40	104	.385	13	45	.289	28	41	.683	25	54	79	22	20	0	7	8	4	121	3.0
Morris	26	1	216	23	68	.338	15	42	.357	5	6	.833	4	35	39	16	12	0	5	12	3	66	2.5
Brown III	6	0	40	5	11	.455	1	3	.333	4	9	.444	3	6	9	4	5	0	0	4	4	15	2.5
MAVERICKS	82		19705	3535	7352	.481	1197	3242	.369	1397	1842	.758	797	2724	3521	2106	1500	2	563	1027	406	9664	117.9
OPPONENTS	82		19705	3522	7413	.475	1075	2921	.368	1364	1772	.770	896	2800	3696	2258	1667	11	603	1127	331	9483	115.6

2023-24 SEASON STATISTICS & RESULTS

DATE	OPPONENT	W/L	SCORE DAL-OPP	HOME RECORD	ROADTOTAL RECORD	RECORD	DALLAS HI SCORER	PT	DALLAS HI REBR	RB	DALLAS HI ASSISTS	AST	OPPONENT HI SCORER	PT	ATTEND
10/25/23	@SAN ANTONIO	W	126-119	0-0	1-0	1-0	DONCIC	33	DONCIC	13	DONCIC	10	VASSELL	23	18,947
10/27/23	BROOKLYN	W	125-120	1-0	1-0	2-0	DONCIC	49	DONCIC	10	DONCIC	7	THOMAS	30	20,238
10/30/23	@MEMPHIS	W	125-110	1-0	2-0	3-0	DONCIC	35	DONCIC	12	DONCIC	12	BANE/JACKSON JR.	30	15,031
11/1/23	CHICAGO	W	114-105	2-0	2-0	4-0	G. WILLIAMS	25	LIVELY	13	DONCIC	10	LAVINE	22	20,103
11/3/23	@DENVER	L	114-125	2-0	2-1	4-1	DONCIC	34	DONCIC	10	DONCIC	8	JOKIC	33	19,729
11/5/23	CHARLOTTE	W	124-118	3-0	2-1	5-1	DONCIC	23	LIVELY	14	IRVING	10	BALL	30	20,052
11/6/23	@ORLANDO	W	117-102	3-0	3-1	6-1	DONCIC	29	HARDAWAY JR./IRVING	6	IRVING	10	BANCHERO	22	19,409
11/8/23	TORONTO	L	116-127	3-1	3-1	6-2	DONCIC	31	DONCIC	7	DONCIC	8	SIAKAM	31	20,063
11/10/23	L.A. CLIPPERS	W	144-126	4-1	3-1	7-2	DONCIC	44	JONES JR.	10	DONCIC/EXUM	6	LEONARD	26	20,377
11/12/23	@NEW ORLEANS	W	136-124	4-1	4-1	8-2	IRVING	35	POWELL	10	DONCIC	9	INGRAM	20	16,302
11/14/23	@NEW ORLEANS	L	110-131	4-1	4-2	8-3	HARDAWAY JR./IRVING	17	LIVELY	9	IRVING	6	HAWKINS/INGRAM,	25	16,354
11/15/23	@WASHINGTON	W	130-117	4-1	5-2	9-3	HARDAWAY JR.	31	LIVELY	9	DONCIC	10	KUZMA	22	16,632
11/18/23	@MILWAUKEE	L	125-132	4-1	5-3	9-4	IRVING	39	LIVELY	10	DONCIC	9	G. ANTETOKOUNMPO	40	18,128
11/19/23	SACRAMENTO	L	113-129	4-2	5-3	9-5	DONCIC	25	DONCIC	10	DONCIC	7	SABONIS	32	20,211
11/22/23	@L.A. LAKERS	W	104-101	4-2	6-3	10-5	DONCIC	30	DONCIC	12	DONCIC	8	JAMES	26	18,997
11/25/23	@L.A. CLIPPER	L	88-107	4-2	6-4	10-6	DONCIC	30	EXUM	8	DONCIC	4	GEORGE	25	19,370
11/28/23	HOUSTON	W	121-115	5-2	6-4	11-6	DONCIC	41	DONCIC	9	DONCIC	9	SENGUN	31	20,103
12/1/23	MEMPHIS	L	94-108	5-3	6-4	11-7	JONES JR./G. WILLIAMS	6	G. WILLIAMS	8	GREEN/HARDY/IRVING	5	BANE	30	20,150
12/2/23	OKLAHOMA CITY	L	120-126	5-4	6-4	11-8	DONCIC	36	LIVELY	16	DONCIC	18	JAL. WILLIAMS	23	20,277
12/6/23	UTAH	W	147- 97	6-4	6-4	12-8	DONCIC	40	DONCIC	10	DONCIC	11	AGBAJI	21	19,877
12/8/23	@PORTLAND	W	125-112	6-4	7-4	13-8	DONCIC	32	LIVELY	9	DONCIC	10	SIMONS	30	18,762
12/11/23	@MEMPHIS	W	120-113	6-4	8-4	14-8	DONCIC	35	LIVELY	16	DONCIC/EXUM	6	JACKSON JR.	41	16,379
12/12/23	L.A. LAKERS	W	127-125	7-4	8-4	15-8	DONCIC	33	LIVELY	8	DONCIC	17	DAVIS	37	20,377
12/14/23	MINNESOTA	L	101-119	7-5	8-4	15-9	DONCIC	39	DONCIC/LIVELY	6	DONCIC	13	REID	27	20,177
12/16/23	@PORTLAND	W	131-120	7-5	9-4	16-9	DONCIC	40	DONCIC	12	DONCIC	10	SIMONS	33	18,439
12/18 /23	@DENVER	L	104-130	7-5	9-5	16-10	DONCIC	38	DONCIC	11	DONCIC	8	MURRAY	22	19,659
12/20/23	L.A. CLIPPERS	L	111-120	7-6	9-5	16-11	DONCIC	28	DONCIC/G. WILLIAMS	9	DONCIC	10	LEONARD	30	20,310
12/22/23	@HOUSTON	L	96-122	7-6	9-6	16-12	PROSPER	20	HOLMES	8	DENNIS/HARDY	4	SENGUN	22	18,055
12/23/23	SAN ANTONIO	W	144-119	8-6	9-6	17-12	DONCIC	39	DONCIC	12	DONCIC	10	SOCHAN	23	20,409
12/25/23	@PHOENIX	W	128-114	8-6	10-6	18-12	DONCIC	50	LIVELY	10	DONCIC	15	ALLEN	32	17,071
12/27/23	CLEVELAND	L	110-113	8-7	10-6	18-13	DONCIC	39	DONCIC	7	DONCIC/EXUM	6	LEVERT	29	20,377
12/28/23	@MINNESOTA	L	110-118	8-7	10-7	18-14	HARDAWAY JR.	32	POWELL	14	EXUM/POWELL	6	EDWARDS	44	18,024
12/30/23	@GOLDEN STATE	W	132-122	8-7	11-7	19-14	DONCIC	39	LIVELY	14	DONCIC	10	CURRY	25	18,064
1/1/24	@UTAH	L	90-127	8-7	11-8	19-15	DONCIC	19	IRVING	9	DONCIC	14	FONTECCHIO	24	18,206
1/3/24	PORTLAND	W	126- 97	9-7	11-8	20-15	DONCIC	41	IRVING	9	DONCIC/IRVING	5	SHARPE	16	20,077
1/5/24	PORTLAND	W	139-103	10-7	11-8	21-15	IRVING	24	HARDY/IRVING/POWELL	9	HARDY	9	GRANT	18	20,162
1/7/24	MINNESOTA	W	115-108	11-7	11-8	22-15	IRVING	35	JONES JR.	10	DONCIC	8	EDWARDS	36	20,111
1/9/24	MEMPHIS	L	103-120	11-8	11-8	22-16	IRVING	33	IRVING	8	DONCIC	6	BANE	32	20,116
1/11/24	NEW YORK	W	128-124	12-8	11-8	23-16	IRVING	44	POWELL	9	IRVING	10	RANDLE	32	20,040
1/13/24	NEW ORLEANS	L	108-118	12-9	11-8	23-17	IRVING	33	POWELL	9	POWELL	8	HAWKINS	34	20,155
1/15/24	NEW ORLEANS	W	125-120	13-9	11-8	24-17	IRVING	42	LIVELY	12	IRVING/G. WILLIAMS	7	WILLIAMSON	30	20,010
1/17/24	@L.A. LAKERS	L	110-127	13-9	11-9	24-18	DONCIC	33	DONCIC	13	DONCIC	10	RUSSELL	29	18,338
1/22/24	BOSTON	L	110-119	13-10	11-9	24-19	DONCIC	33	DONCIC	18	DONCIC	13	TATUM	39	20,277
1/24/24	PHOENIX	L	109-132	13-11	11-9	24-20	DONCIC	34	DONCIC	8	DONCIC	9	BOOKER	46	20,202
1/26/24	@ATLANTA	W	148-143	13-11	12-9	25-20	DONCIC	73	LIVELY	11	DONCIC	7	YOUNG	30	16,149
1/27/24	SACRAMENTO	L	115-120	13-12	12-9	25-21	DONCIC	28	DONCIC	10	DONCIC	17	FOX	34	20,373
1/29/24	ORLANDO	W	131-129	14-12	12-9	26-21	DONCIC	45	LIVELY	11	DONCIC	15	BANCHERO	36	20,020
1/31/24	@MINNESOTA	L	87-121	14-12	12-10	26-22	GREEN	18	HOLMES	10	CURRY/HOLMES/POWELL	3	TOWNS	29	18,024
2/3/24	MILWAUKEE	L	117-129	14-13	12-10	26-23	DONCIC	40	DONCIC/GREEN	9	DONCIC	11	G. ANTETOKOUNMPO	48	20,377
2/5/24	@PHILADELPHIA	W	118-102	14-13	13-10	27-23	IRVING	23	DONCIC	8	IRVING	8	OUBRE	19	19,764
2/6/24	@BROOKLYN	W	119-107	14-13	14-10	28-23	IRVING	36	DONCIC	18	DONCIC	9	BRIDGES	28	17,732
2/8/24	@NEW YORK	W	122-108	14-13	15-10	29-23	DONCIC	39	DONCIC	8	DONCIC	11	DIVINCENZO	36	19,812
2/10/24	OKLAHOMA CITY	W	146-111	15-13	15-10	30-23	DONCIC	32	KLEBER	12	DONCIC	9	GILGEOUS-ALEXANDER	25	20,277
2/12/24	WASHINGTON	W	112-104	16-13	15-10	31-23	DONCIC/IRVING	26	GAFFORD	17	DONCIC	15	AVDIJA	25	19,921
2/14/24	SAN ANTONIO	W	116- 93	17-13	15-10	32-23	IRVING	34	GAFFORD	10	DONCIC	8	WEMBANYAMA	26	20,311
2/22/24	PHOENIX	W	123-113	18-13	15-10	33-23	DONCIC	41	DONCIC	9	DONCIC	11	BOOKER	35	20,377
2/25/24	@INDIANA	L	111-133	18-13	15-11	33-24	DONCIC	33	DONCIC/IRVING/WASHINGTON	6	DONCIC	6	TURNER	33	17,274
2/27/24	@CLEVELAND	L	119-121	18-13	15-12	33-25	DONCIC	45	DONCIC	9	DONCIC	14	MITCHELL	31	19,432
2/28/24	@TORONTO	W	136-125	18-13	16-12	34-25	DONCIC	30	DONCIC	12	DONCIC	16	QUICKLEY	28	19,800
3/1/24	@BOSTON	L	110-138	18-13	16-13	34-26	DONCIC	37	DONCIC	12	DONCIC	11	TATUM	32	19,156
3/3/24	PHILADELPHIA	L	116-120	18-14	16-13	34-27	DONCIC	38	DONCIC	11	DONCIC	10	HARRIS	28	20,277
3/5/24	INDIANA	L	120-137	18-15	16-13	34-28	DONCIC	39	DONCIC/GAFFORD	10	DONCIC	11	TURNER	20	20,200
3/7/24	MIAMI	W	114-108	19-15	16-13	35-28	DONCIC	35	DONCIC	11	DONCIC	11	ROZIER	27	20,221
3/9/24	@DETROIT	W	142-124	19-15	17-13	36-28	DONCIC	39	DONCIC	10	DONCIC	10	CUNNINGHAM	33	20,062
3/11/24	@CHICAGO	W	127- 92	19-15	18-13	37-28	DONCIC	27	DONCIC	12	DONCIC	14	BITIM	17	21,363
3/13/24	GOLDEN STATE	W	109- 99	20-15	18-13	38-28	IRVING	23	IRVING/LIVELY	8	IRVING	10	KUMINGA	27	20,411
3/14/24	@OKLAHOMA CITY	L	119-126	20-15	18-14	38-29	IRVING	36	GAFFORD	15	IRVING	12	GILGEOUS-ALEXANDER	31	18,203
3/17/24	DENVER	W	107-105	21-15	18-14	39-29	DONCIC	37	WASHINGTON	11	IRVING	9	MURRAY	23	20,377
3/19/24	@SAN ANTONIO	W	113-107	21-15	19-14	40-29	IRVING	28	DONCIC	10	DONCIC	16	JONES	22	18,354
3/21/24	UTAH	W	113- 97	22-15	19-14	41-29	DONCIC	34	DONCIC	9	DONCIC	8	MARKKANEN	21	20,277
3/25/24	@UTAH	W	115-105	22-15	20-14	42-29	DONCIC	29	DONCIC	12	DONCIC	13	MARKKANEN	34	18,206
3/26/24	@SACRAMENTO	W	132- 96	22-15	21-14	43-29	DONCIC	28	WASHINGTON	13	IRVING	8	FOX	18	17,832
3/29/24	@SACRAMENTO	W	107-103	22-15	22-14	44-29	IRVING	30	DONCIC/LIVELY	9	DONCIC	12	FOX	23	17,832
4/31/24	@HOUSTON	W	125-107	22-15	23-14	45-29	DONCIC	47	DONCIC	12	DONCIC/IRVING	7	SMITH JR.	28	18,055
4/2/24	@GOLDEN STATE	L	100-104	22-15	23-15	45-30	DONCIC	30	DONCIC	12	DONCIC	11	WIGGINS	23	18,064
4/4/24	ATLANTA	W	109- 95	23-15	23-15	46-30	IRVING	26	DONCIC	12	DONCIC	8	BOGDANOVIC	17	20,211
4/5/24	GOLDEN STATE	W	108-106	24-15	23-15	47-30	WASHINGTON	32	GAFFORD	15	EXUM/IRVING	7	CURRY	28	20,425
4/7/24	HOUSTON	W	147-136(OT)	25-15	23-15	48-30	IRVING	48	WASHINGTON	13	DONCIC	12	BROOKS	29	20,317
4/9/24	@CHARLOTTE	W	130-104	25-15	24-15	49-30	DONCIC	39	DONCIC	12	DONCIC	10	BRIDGES	22	17,425
4/10/24	@MIAMI	W	111- 92	25-15	25-15	50-30	DONCIC	29	DONCIC	9	DONCIC	9	HERRO	21	19,660
4/12/24	DETROIT	L	89-107	25-16	25-15	50-31	HARDY	25	POWELL	10	POWELL	4	SASSER	24	20,274
4/14/24	@OKLAHOMA CITY	L	86-135	25-16	25-16	50-32	WILLIAMS	22	POWELL	8	GREEN	3	GILGEOUS-ALEXANDER	15	18,203

2022-23

BOTTOM ROW L-R DWIGHT POWELL, JUSTIN HOLIDAY, CHRISTIAN WOOD, KYRIE IRVING, LUKA DONCIC , TIM HARDAWAY JR., MCKINLEY WRIGHT IV, MAXI KLEBER MIDDLE ROW L-R THEO PINSON, JADEN HARDY, JOSH GREEN, DAVIS BERTANS, JAVALE MCGEE, REGGIE BULLOCK, MARKIEFF MORRIS, FRANK NTILIKINA, AJ LAWSON TOP ROW L-R MARKO MILIC, GOD SHAMMGOD, JARED DUDLEY, GREG ST. JEAN, JASON KIDD, SEAN SWEENEY, KRISTI TOLIVER, DARRELL ARMSTRONG, PETER PATTON, QUINTON CRAWFORD

SEASON NOTEBOOK: THE DALLAS MAVERICKS FINISHED THEIR 2022-23 CAMPAIGN WITH A 38-44 (.463) RECORD, FINISHING 3RD IN THE SOUTHWEST DIVISION AND NARROWLY MISSING THE POSTSEASON. DALLAS MADE A BLOCKBUSTER TRADE TO ACQUIRE EIGHT-TIME ALL-STAR KYRIE IRVING DURING THE SEASON TO PAIR WITH LUKA DONČIĆ, WHO AVERAGED 32.4 POINTS, 8.6 REBOUNDS AND 8.0 ASSISTS PER GAME AND EARNED HIS FOURTH STRAIGHT FIRST TEAM ALL-NBA SELECTION. DONČIĆ JOINED MICHAEL JORDAN (32.5 PPG, 8.0 RPG AND 8.0 APG IN 1988-89) AS THE ONLY PLAYERS IN NBA HISTORY TO AVERAGE AT LEAST 32.0 POINTS, 8.0 REBOUNDS AND 8.0 ASSISTS PER GAME FOR A SEASON.

	G	GS	MIN	FG	FGA	PCT	3FG	3FGA	PCT	FT	FTA	PCT	OFF	DEF	TOT	AST	PF	DQ	STL	TO	BLK	PTS	AVG
Doncic	66	66	2391	719	1449	.496	185	541	.342	515	694	.742	54	515	569	529	166	1	90	236	33	2138	32.4
Irving	20	20	763	196	384	.510	58	148	.392	89	94	.947	21	79	100	120	56	0	25	37	12	539	27.0
Dinwiddie	53	53	1808	316	694	.455	138	341	.405	170	207	.821	19	144	163	279	124	0	39	90	16	940	17.7
Wood	67	17	1738	396	769	.515	105	279	.376	217	281	.772	87	404	491	121	169	1	30	121	72	1114	16.6
Hardaway	71	45	2152	340	847	.401	212	550	.385	127	165	.770	21	230	251	129	120	0	49	60	12	1019	14.4
Finney-Smith	40	40	1288	129	310	.416	77	217	.355	30	40	.750	67	121	188	59	80	2	38	36	20	365	9.1
Green	60	21	1539	205	382	.537	68	169	.402	68	94	.723	55	127	182	103	156	1	42	72	5	546	9.1
Hardy	48	5	708	146	333	.438	63	156	.404	65	79	.823	11	78	89	65	64	0	17	46	7	420	8.8
Walker	9	1	144	24	57	.421	7	28	.250	17	21	.810	3	13	16	19	11	0	2	4	2	72	8.0
Bullock	78	55	2364	192	470	.409	151	397	.380	26	37	.703	32	251	283	108	166	0	54	36	13	561	7.2
Powell	76	64	1458	197	269	.732	0	5	.000	112	168	.667	149	165	314	69	209	3	48	65	26	506	6.7
Kleber	37	5	930	77	169	.456	39	112	.348	27	38	.711	30	105	135	52	85	0	12	27	30	220	5.9
Bertans	45	1	492	69	160	.431	55	141	.390	13	15	.867	10	43	53	21	53	0	11	10	8	206	4.6
Holiday	18	2	295	29	79	.367	16	56	.286	5	8	.625	3	29	32	16	31	0	14	10	9	79	4.4
McGee	42	7	355	80	125	.640	2	5	.400	24	41	.585	30	77	107	11	54	0	4	36	26	186	4.4
Wright	27	1	335	46	98	.469	9	28	.321	13	19	.684	9	38	47	58	24	0	8	19	5	114	4.2
Morris	8	1	70	14	33	.424	8	22	.364	0	0	---	0	12	12	6	15	0	1	4	0	36	4.5
Lawson	14	0	106	21	43	.488	10	25	.400	2	8	.250	6	14	20	2	10	0	2	3	0	54	3.9
Dorsey	3	0	8	4	5	.800	1	2	.500	0	0	---	1	1	2	0	0	0	0	0	0	9	3.0
Ntilikina	47	5	607	48	132	.364	17	67	.254	22	33	.667	7	55	62	58	65	0	16	29	7	135	2.9
Pinson	40	1	323	31	87	.356	22	62	.355	11	13	.846	10	53	63	46	34	0	6	12	1	95	2.4
Silva	1	0	3	1	1	1.000	0	0	---	0	0	---	0	0	0	0	2	0	0	1	0	2	2.0
Campazzo	8	0	52	3	13	.231	3	11	.273	1	2	.500	0	2	2	9	3	0	6	3	0	10	1.3
MAVERICKS	82		19930	3283	6909	.475	1246	3362	.371	1554	2057	.755	625	2556	3181	1880	1697	8	514	1002	304	9366	114.2
OPPONENTS	82		19930	3425	7065	.485	913	2596	.352	1597	2046	.781	830	2838	3668	2044	1789	9	522	1075	312	9360	114.1

2022-23 SEASON STATISTICS & RESULTS

DATE	OPPONENT	W/L	SCORE DAL-OPP	HOME RECORD	ROAD RECORD	TOTAL RECORD	DALLAS HI SCORER	PT	DALLAS HI REBR	RB	DALLAS HI ASSISTS	AST	OPPONENT HI SCORER	PT	ATTEND
10/21/21	@ATLANTA	L	87-113	0-0	0-1	0-1	DONCIC	18	DONCIC	11	DONCIC	7	REDDISH	20	17,162
10/23/21	@TORONTO	W	103- 95	0-0	1-1	1-1	DONCIC	27	PORZINGIS	10	DONCIC	12	ANUNOBY	23	19,800
10/26/21	HOUSTON	W	116-106	1-0	1-1	2-1	DONCIC	26	DONCIC	14	BRUNSON	11	GORDON	22	19,337
10/28/21	SAN ANTONIO	W	104- 99	2-0	1-1	3-1	DONCIC	25	KLEBER	10	DONCIC/BRUNSON	5	MURRAY	23	19,228
10/29/21	@DENVER	L	75-106	2-0	1-2	3-2	DONCIC	16	GREEN	7	DONCIC	4	BARTON	17	18,315
10/31/21	SACRAMENTO	W	105- 99	3-0	1-2	4-2	DONCIC	23	DONCIC/POWELL	8	DONCIC	10	HOLMES	22	19,231
11/2/21	MIAMI	L	110-125	3-1	1-2	4-3	DONCIC	33	POWELL	8	DONCIC	5	HERRO	25	19,255
11/3/21	@SAN ANTONIO	W	109-108	3-1	2-2	5-3	BRUNSON	31	DONCIC	12	DONCIC	7	MURRAY	23	16,356
11/6/21	BOSTON	W	107-104	4-1	2-2	6-3	DONCIC	33	DONCIC	9	BRUNSON/DONCIC	5	TATUM	32	20,052
11/8/21	NEW ORLEANS	W	108- 92	5-1	2-2	7-3	DONCIC	25	POWELL/PORZINGIS	8	BRUNSON	6	HART/ VALANCIUNAS	22	19,231
11/10/21	@CHICAGO	L	107-117	5-1	2-3	7-4	PORZINGIS	22	PORZINGIS	12	DONCIC	10	LAVINE	23	20,910
11/12/21	@SAN ANTONIO	W	123-109	5-1	3-3	8-4	DONCIC/PORZINGIS	32	DONCIC	12	DONCIC	15	VASSELL	20	13,425
11/15/21	DENVER	W	111-101	6-1	3-3	9-4	PORZINGIS	29	PORZINGIS	11	DONCIC	11	JOKIC	35	19,797
11/17/21	@PHOENIX	L	98-105	6-1	3-4	9-5	HARDAWAY	22	POWELL	12	BRUNSON	9	BOOKER	24	14,838
11/19/21	@PHOENIX	L	104-112	6-1	3-5	9-6	PORZINGIS	23	PORZINGIS	12	BRUNSON	10	BOOKER/BRIDGES	19	17,071
11/21/21	@L.A. CLIPPERS	L	91- 97	6-1	3-6	9-7	PORZINGIS	25	PORZINGIS	8	BRUNSON	8	GEORGE	29	17,149
11/23/21	@L.A. CLIPPERS	W	112-104(OT)	6-1	4-6	10-7	PORZINGIS	30	DONCIC/KLEBER	9	DONCIC	9	JACKSON	31	17,067
11/27/21	WASHINGTON	L	114-120	6-2	4-6	10-8	DONCIC	33	PORZINGIS	7	DONCIC	10	BEAL	26	20,223
11/29/21	CLEVELAND	L	96-114	6-3	4-6	10-9	DONCIC	25	DONCIC	10	DONCIC	10	ALLEN	28	19,229
12/1/21	@NEW ORLEANS	W	139-107	6-3	5-6	11-9	DONCIC	28	PORZINGIS	10	DONCIC	14	INGRAM	29	15,558
12/3/21	NEW ORLEANS	L	91-107	6-4	5-6	11-10	DONCIC	21	DONCIC	10	DONCIC	7	INGRAM	24	19,218
12/4/21	MEMPHIS	L	90- 97	6-5	5-6	11-11	HARDAWAY	29	KLEBER	9	BRUNSON	8	BANE	29	19,396
12/ 7/21	BROOKLYN	L	99-102	6-6	5-6	11-12	DONCIC	28	PORZINGIS	12	DONCIC	9	DURANT	24	19,559
12/8/21	@MEMPHIS	W	104- 96	6-6	6-6	12-12	DONCIC	26	DONCIC	8	BRUNSON/DONCIC	7	JACKSON	26	14,025
12/10/21	@INDIANA	L	93-106	6-6	6-7	12-13	DONCIC	27	DONCIC	9	DONCIC	9	LEVERT	26	12,618
12/12/21	@OKLAHOMA CITY	W	103- 84	6-6	7-7	13-13	BRUNSON	18	BRUNSON	9	BURKE/FINNEY-SMITH	5	GILGEOUS-ALEXAND	18	15,747
12/13/21	CHARLOTTE	W	120- 96	7-6	7-7	14-13	PORZINGIS	24	PORZINGIS	13	BRUNSON	8	OUBRE/ROZIER	20	19,213
12/15/21	L.A. LAKERS	L	104-107(OT)	7-7	7-7	14-14	BRUNSON	25	PORZINGIS	12	BRUNSON	9	JAMES	24	20,270
12/19/21	@MINNESOTA	L	105-111	7-7	7-8	14-15	HARDAWAY	28	KLEBER	14	BRUNSON	11	TOWNS	24	16,127
12/21/21	MINNESOTA	W	114-102	8-7	7-8	15-15	BRUNSON	28	S. BROWN	11	BURKE	7	TOWNS	26	20,056
12/23/21	MILWAUKEE	L	95-102	8-8	7-8	15-16	BRUNSON-	19	S. BROWN	13	BRUNSON	8	MIDDLETON	26	19,654
12/25/21	@UTAH	L	116-120	8-8	7-9	15-17	BRUNSON/PORZINGIS	27	PORZINGIS	9	BRUNSON	6	MITCHELL	33	18,306
12/27/21	@PORTLAND	W	132-117	8-8	8-9	16-17	PORZINGIS	34	FINNEY-SMITH/PORZINGIS	9	GREEN	10	LILLARD	26	18,430
12/29/21	@SACRAMENTO	L	94- 95	8-8	8-10	16-18	BRUNSON	25	PORZINGIS	7	BRUNSON	6	FOX	16	16,071
12/31/21	@SACRAMENTO	W	112- 96	8-8	9-10	17-18	PORZINGIS	24	PORZINGIS	9	BRUNSON	8	HALIBURTON	17	15,833
1/2/22	@OKLAHOMA CITY	W	95- 86	8-8	10-10	18-18	CHRISS/HARDAWAY	15	DONCIC	9	DONCIC	10	GIDDEY	17	14,751
1/3/22	DENVER	W	103- 89	9-8	10-10	19-18	DONCIC	21	DONCIC	8	DONCIC	15	JOKIC	27	19,767
1/5/22	GOLDEN STATE	W	99- 82	10-8	10-10	20-18	DONCIC	26	KLEBER	10	DONCIC	8	WIGGINS	17	20,441
1/7/22	@HOUSTON	W	130-106	10-8	11-10	21-18	HARDAWAY	19	KLEBER	11	BRUNSON	10	WOOD	20	15,238
1/9/22	CHICAGO	W	113- 99	11-8	11-10	22-18	DONCIC	22	DONCIC	14	DONCIC	14	DEROZAN/LAVINE	20	20,041
1/12/22	@NEW YORK	L	85-108	11-8	11-11	22-19	DONCIC	21	DONCIC	11	BRUNSON	6	BARRETT-	32	18,215
1/14/22	@MEMPHIS	W	112- 85	11-8	12-11	23-19	DONCIC	27	DONCIC	13	DONCIC	10	MORANT	19	16,712
1/15/22	ORLANDO	W	108- 92	12-8	12-11	24-19	DONCIC	23	DONCIC	9	BRUNSON/BULLOCK/DONCIC	3	LOPEZ/SUGGS/WAGNER	16	19,816
1/17/22	OKLAHOMA CITY	W	104-102	13-8	12-11	25-19	DONCIC	20	DONCIC	11	DONCIC	12	GILGEOUS-ALEXAND	34	19,266
1/19/22	TORONTO	W	102- 98	14-8	12-11	26-19	DONCIC	41	DONCIC	14	DONCIC	7	SIAKAM	20	19,218
1/20/22	PHOENIX	L	101-109	14-9	12-11	26-20	DONCIC	28	PORZINGIS	11	DONCIC	8	BOOKER	28	19,584
1/23/22	MEMPHIS	W	104- 91	15-9	12-11	27-20	DONCIC	37	DONCIC	11	DONCIC	9	MORANT	35	19,701
1/25/22	@GOLDEN STATE	L	92-130	15-9	12-12	27-21	DONCIC	25	DONCIC	8	BRUNSON	5	KUMINGA	22	18,064
1/26/22	@PORTLAND	W	132-112	15-9	13-12	28-21	PORZINGIS	22	DONCIC	10	DONCIC	15	SIMONS	23	16,334
1/29/22	INDIANA	W	132-105	16-9	13-12	29-21	DONCIC	30	KLEBER	14	DONCIC	12	WASHINGTON	22	19,831
1/30/22	@ORLANDO	L	108-110	16-9	13-13	29-22	DONCIC	34	DONCIC	12	DONCIC	11	OKEKE	19	13,376
2/2/22	OKLAHOMA CITY	L	114-120(OT)	16-10	13-13	29-23	DONCIC	40	BULLOCK/KLEBER	8	DONCIC	10	DORT	30	19,200
2/4/22	PHILADELPHIA	W	107- 98	17-10	13-13	30-23	DONCIC	33	DONCIC	13	DONCIC	15	EMBIID	27	19,200
2/6/22	ATLANTA	W	103- 94	18-10	13-13	31-23	BRUNSON/BULLOCK	22	DONCIC	10	DONCIC	11	COLLINS	22	19,887
2/8/22	DETROIT	W	116- 86	19-10	13-13	32-23	DONCIC	33	4 TIED WITH	7	DONCIC	11	H. DIALLO	18	19,200
2/10/22	L.A. CLIPPERS	W	112-105	20-10	13-13	33-23	DONCIC	51	DONCIC/KLEBER	9	DONCIC	6	MORRIS	21	19,532
2/12/22	L.A. CLIPPERS	L	97- 99	20-11	13-13	33-24	DONCIC	45	DONCIC	15	DONCIC	8	JACKSON	24	20,028
2/15/22	@MIAMI	W	107- 99	20-11	14-13	34-24	DONCIC	21	DONCIC	10	BRUNSON/DONCIC	6	BUTLER	29	19,600
2/17/22	@NEW ORLEANS	W	125-118	20-11	15-13	35-24	DONCIC	49	DONCIC	15	DONCIC	8	MCCOLLUM	38	15,906
2/25/22	@UTAH	L	109-114	20-11	15-14	35-25	DONCIC	23	DONCIC/POWELL	7	DONCIC	11	MITCHELL	33	18,306
2/27/22	@GOLDEN STATE	W	107-101	20-11	16-14	36-25	DONCIC	34	DONCIC	11	BRUNSON/DINWIDDIE	5	CURRY	27	18,064
3/1/22	@L.A. LAKERS	W	109-104	20-11	17-14	37-25	DONCIC	25	FINNEY-SMITH	9	DINWIDDIE	9	JAMES	26	17,857
3/3/22	GOLDEN STATE	W	122-113	21-11	17-14	38-25	DONCIC	41	DONCIC	10	DONCIC	9	POOLE	23	20,229
3/5/22	SACRAMENTO	W	114-113	22-11	17-14	39-25	DINWIDDIE	36	GREEN	12	DINWIDDIE	7	FOX	44	20,060
3/7/22	UTAH	W	111-103	23-11	17-14	40-25	DONCIC	35	DONCIC	16	DONCIC	7	BOGDANOVIC	21	20,077
3/9/22	NEW YORK	L	77-107	23-12	17-14	40-26	DONCIC	31	BULLOCK	7	DONCIC	4	RANDLE	26	20,182
3/11/22	@HOUSTON	W	113-100	23-12	18-14	41-26	DONCIC	30	DONCIC	14	DINWIDDIE	7	CHRISTOPHER/PORTER	17	15,060
3/13/22	@BOSTON	W	95- 92	23-12	19-14	42-26	DONCIC	26	KLEBER	13	DONCIC	8	TATUM	21	19,156
3/16/22	@BROOKLYN	W	113-111	23-12	20-14	43-26	DONCIC	37	DONCIC	9	DONCIC	9	DURANT	23	17,981
3/18/22	@PHILADELPHIA	L	101-111	23-12	20-15	43-27	BRUNSON	24	DINWIDDIE	8	DONCIC	10	EMBIID	32	21,428
3/19/22	@CHARLOTTE	L	108-129	23-12	20-16	43-28	DONCIC	37	CHRISS	9	NTILIKINA	4	BRIDGES	23	19,279
3/21/22	MINNESOTA	W	110-108	24-12	20-16	44-28	POWELL	22	DINWIDDIE/POWELL	8	DONCIC	10	TOWNS	22	20,077
3/23/22	HOUSTON	W	110- 91	25-12	20-16	45-28	BRUNSON	28	KLEBER	9	DINWIDDIE	6	SENGUN	14	20,026
3/25/22	@MINNESOTA	L	95-116	25-12	20-17	45-29	DONCIC	24	DONCIC	10	DONCIC	8	TOWNS	20	17,136
3/27/22	UTAH	W	114-100	26-12	20-17	46-29	DONCIC	32	BRUNSON/DONCIC	10	BRUNSON/DONCIC	5	GAY	18	20,177
3/29/22	L.A. LAKERS	W	128-110	27-12	20-17	47-29	DONCIC	34	DONCIC	12	DONCIC	12	MONK	28	20,382
3/30/22	@CLEVELAND	W	120-112	27-12	21-17	48-29	DONCIC	35	DONCIC	9	DONCIC	13	LEVERT	32	19,432
4/1/22	@WASHINGTON	L	103-135	27-12	21-18	48-30	DONCIC	36	DONCIC	7	DONCIC	6	CALDWELL-POPE	35	17,745
4/3/22	@MILWAUKEE	W	118-112	27-12	22-18	49-30	DONCIC	32	POWELL	13	DONCIC	15	G. ANTETOKOUNMPO	28	17,902
4/6/22	@DETROIT	W	131-113	27-12	23-18	50-30	DONCIC	26	DONCIC	8	DONCIC	14	CUNNINGHAM	25	18,422
4/8/22	PORTLAND	W	128- 78	28-12	23-18	51-30	DONCIC	39	DONCIC	11	DONCIC	7	EUBANKS	18	20,174
4/10/22	SAN ANTONIO	W	130-120	29-12	23-18	52-30	DONCIC	26	DONCIC	8	DONCIC	9	K. JOHNSON	24	20,270

2021-22

BOTTOM ROW L-R TREY BURKE, JALEN BRUNSON, SPENCER DINWIDDIE, LUKA DONCIC, TIM HARDAWAY JR., DORIAN FINNEY-SMITH, REGGIE BULLOCK MIDDLE ROW L-R THEO PINSON, JOSH GREEN, FRANK NTILIKINA, DAVIS BERTANS, DWIGHT POWELL, MAXI KLEBER, BOBAN MARJANOVIC, MARQUESE CHRISS, STERLING BROWN TOP ROW L-R PETER PATTON, DARRELL ARMSTRONG, KRISTI TOLIVER, SEAN SWEENEY, JASON KIDD, IGOR KOKOSKOV, JARED DUDLEY, GOD SHAMMGOD, GREG ST. JEAN

SEASON NOTEBOOK: THE DALLAS MAVERICKS POSTED A 52-30 (.634) RECORD DURING THE 2021-22 REGULAR SEASON, RECORDING THEIR 15TH 50-WIN SEASON IN FRANCHISE HISTORY AND THEIR FIRST SINCE 2014-15 (50-32). IT MARKED THEIR MOST WINS SINCE THEIR CHAMPIONSHIP SEASON IN 2010-11 (57-25). AFTER EARNING THE NO. 4 SEED IN THE WEST, THEIR HIGHEST SEED SINCE 2011 (THIRD SEED), THE MAVERICKS DEFEATED UTAH IN THE FIRST ROUND AND PHOENIX IN THE SECOND ROUND, BEFORE BOWING OUT TO THE EVENTUAL NBA CHAMPION GOLDEN STATE WARRIORS IN THE WESTERN CONFERENCE FINALS. LUKA DONČIĆ EARNED HIS THIRD STRAIGHT FIRST TEAM ALL-NBA SELECTION IN 2021-22, BECOMING THE FOURTH PLAYER TO GARNER THREE ALL-NBA FIRST TEAM ACCOLADES BEFORE AGE 24.

	G	GS	MIN	FG	FGA	PCT	3FG	3FGA	PCT	FT	FTA	PCT	OFF	DEF	TOT	AST	PF	DQ	STL	TO	BLK	PTS	AVG
Dončić	65	65	2,301	641	1,403	.457	201	569	.353	364	489	.744	56	537	593	568	145	0	75	292	36	1,847	28.4
Brunson	79	61	2,524	506	1,008	.502	94	252	.373	179	213	.840	43	266	309	377	151	0	66	124	3	1,285	16.3
Finney-Smith	80	80	2,644	326	692	.471	172	435	.395	56	83	.675	122	253	375	150	183	1	88	80	39	880	11.0
Powell	82	71	1,798	269	401	.671	13	37	.351	166	212	.783	173	231	404	97	220	2	37	64	39	717	8.7
Porzingis	34	34	1,002	229	508	.451	49	173	.283	147	170	.865	64	197	261	69	88	1	25	53	59	654	19.2
Hardaway Jr.	42	20	1,245	209	530	.394	102	304	.336	78	103	.757	13	143	156	92	74	0	38	34	6	598	14.2
Bullock	68	37	1,902	201	501	.401	141	392	.360	40	48	.833	33	208	241	83	111	0	41	40	14	583	8.6
Kleber	59	21	1,450	141	354	.398	83	255	.325	46	65	.708	70	280	350	68	137	0	30	47	58	411	7.0
Dinwiddie	23	7	650	121	243	.498	42	104	.404	79	109	.725	9	63	72	90	43	0	17	31	6	363	15.8
Green	67	3	1,039	130	256	.508	28	78	.359	31	45	.689	52	109	161	79	115	0	45	44	14	319	4.8
Ntilikina	58	5	685	89	223	.399	38	111	.342	24	25	.960	12	67	79	69	61	0	27	31	7	240	4.1
Burke	42	0	441	84	215	.391	26	82	.317	20	23	.870	4	29	33	57	39	0	12	26	0	214	5.1
Brown	49	3	628	59	155	.381	28	92	.304	14	15	.933	26	123	149	34	56	0	14	23	7	160	3.3
Chriss	34	0	346	62	134	.463	8	25	.320	22	33	.667	33	70	103	17	64	1	13	17	12	154	4.5
Bertāns	22	0	306	39	104	.375	31	86	.360	8	10	.800	6	50	56	15	30	1	6	5	6	117	5.3
Marjanović	23	0	128	42	70	.600	1	4	.250	13	22	.591	8	31	39	3	24	0	0	15	3	98	4.3
Brown	26	1	169	27	50	.540	0	0	.000	27	43	.628	16	45	61	1	28	0	3	14	9	81	3.1
Pinson	19	0	148	14	39	.359	10	30	.333	10	10	1.000	2	19	21	17	12	0	5	5	2	48	2.5
Cauley-Stein	18	2	177	16	35	.457	1	2	.500	1	2	.500	13	25	38	9	17	0	6	7	3	34	1.9
Knight	5	0	65	10	25	.400	4	17	.235	8	8	1.000	0	8	8	8	5	0	1	4	0	32	6.4
Omoruyi	4	0	18	2	5	.400	1	2	.500	2	4	.500	2	5	7	2	2	0	0	0	0	7	1.8
Thomas	1	0	13	3	8	.375	0	3	.000	0	0	.000	0	0	0	4	0	0	0	0	0	6	6.0
Wright	3	0	13	1	4	.250	0	1	.000	3	3	1.000	1	2	3	1	0	0	0	0	1	5	1.7
Brown Jr.	3	0	15	1	5	.200	0	3	.000	0	0	.000	0	1	1	1	2	0	2	0	1	2	0.7
Jones	3	0	19	0	7	.000	0	1	.000	2	2	1.000	1	2	3	5	0	0	1	3	0	2	0.7
King	4	0	19	0	5	.000	0	4	.000	1	2	.500	0	5	5	0	4	0	0	1	0	1	0.3
McLaughlin	4	0	11	0	2	.000	0	1	.000	0	0	.000	0	0	0	2	1	0	0	0	0	0	0.0
MAVERICKS	82		19,755	3,222	6,982	.461	1,073	3,063	.350	1,341	1,739	.771	759	2,769	3,528	1,918	1,612	6	552	960	325	8,858	108.0
OPPONENTS	82		19,755	3,198	7,001	.457	895	2,635	.340	1,296	1,689	.767	780	2,799	3,579	1,925	1,645	7	575	1,029	300	8,587	104.7

2021-22 SEASON STATISTICS & RESULTS

DATE	OPPONENT	W/L	SCORE DAL-OPP	HOME RECORD	ROAD RECORD	TOTAL RECORD	DALLAS HI SCORER	PT	DALLAS HI REBR	RB	DALLAS HI ASSISTS	AST	OPPONENT HI SCORER	PT	ATTEND
10/21/21	@ATLANTA	L	87-113	0-0	0-1	0-1	DONCIC	18	DONCIC	11	DONCIC	7	REDDISH	20	17,162
10/23/21	@TORONTO	W	103- 95	0-0	1-1	1-1	DONCIC	27	PORZINGIS	10	DONCIC	12	ANUNOBY	23	19,800
10/26/21	HOUSTON	W	116-106	1-0	1-1	2-1	DONCIC	26	DONCIC	14	BRUNSON	11	GORDON	22	19,337
10/28/21	SAN ANTONIO	W	104- 99	2-0	1-1	3-1	DONCIC	25	KLEBER	10	DONCIC/BRUNSON	5	MURRAY	23	19,228
10/29/21	@DENVER	L	75-106	2-0	1-2	3-2	DONCIC	16	GREEN	7	DONCIC	4	BARTON	17	18,315
10/31/21	SACRAMENTO	W	105- 99	3-0	1-2	4-2	DONCIC	23	DONCIC/POWELL	8	DONCIC	10	HOLMES	22	19,231
11/2/21	MIAMI	L	110-125	3-1	1-2	4-3	DONCIC	33	POWELL	8	DONCIC	5	HERRO	25	19,255
11/3/21	@SAN ANTONIO	W	109-108	3-1	2-2	5-3	BRUNSON	31	DONCIC	12	DONCIC	7	MURRAY	23	16,356
11/6/21	BOSTON	W	107-104	4-1	2-2	6-3	DONCIC	33	DONCIC	9	BRUNSON/DONCIC	5	TATUM	32	20,052
11/8/21	NEW ORLEANS	W	108- 92	5-1	2-2	7-3	DONCIC	25	POWELL/PORZINGIS	8	BRUNSON	6	HART/ VALANCIUNAS	22	19,231
11/10/21	@CHICAGO	L	107-117	5-1	2-3	7-4	PORZINGIS	22	PORZINGIS	12	DONCIC	10	LAVINE	23	20,910
11/12/21	@SAN ANTONIO	W	123-109	5-1	3-3	8-4	DONCIC/PORZINGIS	32	DONCIC	12	DONCIC	15	VASSELL	20	13,425
11/15/21	DENVER	W	111-101	6-1	3-3	9-4	PORZINGIS	29	PORZINGIS	11	DONCIC	11	JOKIC	35	19,797
11/17/21	@PHOENIX	L	98-105	6-1	3-4	9-5	HARDAWAY	22	POWELL	12	BRUNSON	9	BOOKER	24	14,838
11/19/21	@PHOENIX	L	104-112	6-1	3-5	9-6	PORZINGIS	23	PORZINGIS	12	BRUNSON	10	BOOKER/BRIDGES	19	17,071
11/21/21	@L.A. CLIPPERS	L	91- 97	6-1	3-6	9-7	PORZINGIS	25	PORZINGIS	8	BRUNSON	8	GEORGE	29	17,149
11/23/21	@L.A. CLIPPERS	W	112-104(OT)	6-1	4-6	10-7	PORZINGIS	30	DONCIC/KLEBER	9	DONCIC	9	JACKSON	31	17,067
11/27/21	WASHINGTON	L	114-120	6-2	4-6	10-8	DONCIC	33	PORZINGIS	7	DONCIC	10	BEAL	26	20,223
11/29/21	CLEVELAND	L	96-114	6-3	4-6	10-9	DONCIC	25	DONCIC	10	DONCIC	10	ALLEN	28	19,229
12/1/21	@NEW ORLEANS	W	139-107	6-3	5-6	11-9	DONCIC	28	PORZINGIS	10	DONCIC	14	INGRAM	29	15,558
12/3/21	NEW ORLEANS	L	91-107	6-4	5-6	11-10	DONCIC	21	DONCIC	10	DONCIC	7	INGRAM	24	19,218
12/4/21	MEMPHIS	L	90- 97	6-5	5-6	11-11	HARDAWAY	29	KLEBER	9	BRUNSON	8	BANE	29	19,396
12/ 7/21	BROOKLYN	L	99-102	6-6	5-6	11-12	DONCIC	28	PORZINGIS	12	DONCIC	9	DURANT	24	19,559
12/8/21	@MEMPHIS	W	104- 96	6-6	6-6	12-12	DONCIC	26	DONCIC	8	BRUNSON/DONCIC	7	JACKSON	26	14,025
12/10/21	@INDIANA	L	93-106	6-6	6-7	12-13	DONCIC	27	DONCIC	9	DONCIC	9	LEVERT	26	12,618
12/12/21	@OKLAHOMA CITY	W	103- 84	6-6	7-7	13-13	BRUNSON	18	BRUNSON	9	BURKE/FINNEY-SMITH	5	GILGEOUS-ALEXAND	18	15,747
12/13/21	CHARLOTTE	W	120- 96	7-6	7-7	14-13	PORZINGIS	24	PORZINGIS	13	BRUNSON	8	OUBRE/ROZIER	20	19,213
12/15/21	L.A. LAKERS	L	104-107(OT)	7-7	7-7	14-14	BRUNSON	25	PORZINGIS	12	BRUNSON	9	JAMES	24	20,270
12/19/21	@MINNESOTA	L	105-111	7-7	7-8	14-15	HARDAWAY	28	KLEBER	14	BRUNSON	11	TOWNS	24	16,127
12/21/21	MINNESOTA	W	114-102	8-7	7-8	15-15	BRUNSON	28	S. BROWN	11	BURKE	7	TOWNS	26	20,056
12/23/21	MILWAUKEE	L	95-102	8-8	7-8	15-16	BRUNSON-	19	S. BROWN	13	BRUNSON	8	MIDDLETON	26	19,654
12/25/21	@UTAH	L	116-120	8-8	7-9	15-17	BRUNSON/PORZINGIS	27	PORZINGIS	9	BRUNSON	6	MITCHELL	33	18,306
12/27/21	@PORTLAND	W	132-117	8-8	8-9	16-17	PORZINGIS	34	FINNEY-SMITH/PORZINGIS	9	GREEN	10	LILLARD	26	18,430
12/29/21	@SACRAMENTO	L	94- 95	8-8	8-10	16-18	BRUNSON	25	PORZINGIS	7	BRUNSON	6	FOX	16	16,071
12/31/21	@SACRAMENTO	W	112- 96	8-8	9-10	17-18	PORZINGIS	24	PORZINGIS	9	BRUNSON	8	HALIBURTON	17	15,833
1/2/22	@OKLAHOMA CITY	W	95- 86	8-8	10-10	18-18	CHRISS/HARDAWAY	15	DONCIC	9	DONCIC	10	GIDDEY	17	14,751
1/3/22	DENVER	W	103- 89	9-8	10-10	19-18	DONCIC	21	DONCIC	8	DONCIC	15	JOKIC	27	19,767
1/5/22	GOLDEN STATE	W	99- 82	10-8	10-10	20-18	DONCIC	26	KLEBER	10	DONCIC	8	WIGGINS	17	20,441
1/7/22	@HOUSTON	W	130-106	10-8	11-10	21-18	HARDAWAY	19	KLEBER	11	BRUNSON	10	WOOD	20	15,238
1/9/22	CHICAGO	W	113- 99	11-8	11-10	22-18	DONCIC	22	DONCIC	14	DONCIC	14	DEROZAN/LAVINE	20	20,041
1/12/22	@NEW YORK	L	85-108	11-8	11-11	22-19	DONCIC	21	DONCIC	11	BRUNSON	6	BARRETT-	32	18,215
1/14/22	@MEMPHIS	W	112- 85	11-8	12-11	23-19	DONCIC	27	DONCIC	13	DONCIC	10	MORANT	19	16,712
1/15/22	ORLANDO	W	108- 92	12-8	12-11	24-19	DONCIC	23	DONCIC	9	BRUNSON/BULLOCK/DONCIC	3	LOPEZ/SUGGS/WAGNER	16	19,816
1/17/22	OKLAHOMA CITY	W	104-102	13-8	12-11	25-19	DONCIC	20	DONCIC	11	DONCIC	12	GILGEOUS-ALEXAND	34	19,266
1/19/22	TORONTO	W	102- 98	14-8	12-11	26-19	DONCIC	41	DONCIC	14	DONCIC	7	SIAKAM	20	19,218
1/20/22	PHOENIX	L	101-109	14-9	12-11	26-20	DONCIC	28	PORZINGIS	11	DONCIC	8	BOOKER	28	19,584
1/23/22	MEMPHIS	W	104- 91	15-9	12-11	27-20	DONCIC	37	DONCIC	11	DONCIC	9	MORANT	35	19,701
1/25/22	@GOLDEN STATE	L	92-130	15-9	12-12	27-21	DONCIC	25	DONCIC	8	BRUNSON	5	KUMINGA	22	18,064
1/26/22	@PORTLAND	W	132-112	15-9	13-12	28-21	PORZINGIS	22	DONCIC	10	DONCIC	15	SIMONS	23	16,334
1/29/22	INDIANA	W	132-105	16-9	13-12	29-21	DONCIC	30	KLEBER	14	DONCIC	12	WASHINGTON	22	19,831
1/30/22	@ORLANDO	L	108-110	16-9	13-13	29-22	DONCIC	34	DONCIC	12	DONCIC	11	OKEKE	19	13,376
2/2/22	OKLAHOMA CITY	L	114-120(OT)	16-10	13-13	29-23	DONCIC	40	BULLOCK/KLEBER	8	DONCIC	10	DORT	30	19,200
2/4/22	PHILADELPHIA	W	107- 98	17-10	13-13	30-23	DONCIC	33	DONCIC	13	DONCIC	15	EMBIID	27	19,200
2/6/22	ATLANTA	W	103- 94	18-10	13-13	31-23	BRUNSON/BULLOCK	22	DONCIC	10	DONCIC	11	COLLINS	22	19,887
2/8/22	DETROIT	W	116- 86	19-10	13-13	32-23	DONCIC	33	4 TIED WITH	7	DONCIC	11	H. DIALLO	18	19,200
2/10/22	L.A. CLIPPERS	W	112-105	20-10	13-13	33-23	DONCIC	51	DONCIC/KLEBER	9	DONCIC	6	MORRIS	21	19,532
2/12/22	L.A. CLIPPERS	L	97- 99	20-11	13-13	33-24	DONCIC	45	DONCIC	15	DONCIC	8	JACKSON	24	20,028
2/15/22	@MIAMI	W	107- 99	20-11	14-13	34-24	DONCIC	21	DONCIC	10	BRUNSON/DONCIC	6	BUTLER	29	19,600
2/17/22	@NEW ORLEANS	W	125-118	20-11	15-13	35-24	DONCIC	49	DONCIC	15	DONCIC	8	MCCOLLUM	38	15,906
2/25/22	@UTAH	L	109-114	20-11	15-14	35-25	DONCIC	23	DONCIC/POWELL	7	DONCIC	11	MITCHELL	33	18,306
2/27/22	@GOLDEN STATE	W	107-101	20-11	16-14	36-25	DONCIC	34	DONCIC	11	BRUNSON/DINWIDDIE	5	CURRY	27	18,064
3/1/22	@L.A. LAKERS	W	109-104	20-11	17-14	37-25	DONCIC	25	FINNEY-SMITH	9	DINWIDDIE	9	JAMES	26	17,857
3/3/22	GOLDEN STATE	W	122-113	21-11	17-14	38-25	DONCIC	41	DONCIC	10	DONCIC	9	POOLE	23	20,229
3/5/22	SACRAMENTO	W	114-113	22-11	17-14	39-25	DINWIDDIE	36	GREEN	12	DINWIDDIE	7	FOX	44	20,060
3/7/22	UTAH	W	111-103	23-11	17-14	40-25	DONCIC	35	DONCIC	16	DONCIC	7	BOGDANOVIC	21	20,077
3/9/22	NEW YORK	L	77-107	23-12	17-14	40-26	DONCIC	31	BULLOCK	7	DONCIC	4	RANDLE	26	20,182
3/11/22	@HOUSTON	W	113-100	23-12	18-14	41-26	DONCIC	30	DONCIC	14	DINWIDDIE	7	CHRISTOPHER/PORTER	17	15,060
3/13/22	@BOSTON	W	95- 92	23-12	19-14	42-26	DONCIC	26	KLEBER	13	DONCIC	8	TATUM	21	19,156
3/16/22	@BROOKLYN	W	113-111	23-12	20-14	43-26	DONCIC	37	DONCIC	9	DONCIC	9	DURANT	23	17,981
3/18/22	@PHILADELPHIA	L	101-111	23-12	20-15	43-27	BRUNSON	24	DINWIDDIE	8	DONCIC	10	EMBIID	32	21,428
3/19/22	@CHARLOTTE	L	108-129	23-12	20-16	43-28	DONCIC	37	CHRISS	9	NTILIKINA	4	BRIDGES	23	19,279
3/21/22	MINNESOTA	W	110-108	24-12	20-16	44-28	POWELL	22	DINWIDDIE/POWELL	8	DONCIC	10	TOWNS	22	20,077
3/23/22	HOUSTON	W	110- 91	25-12	20-16	45-28	BRUNSON	28	KLEBER	9	DINWIDDIE	6	SENGUN	14	20,026
3/25/22	@MINNESOTA	L	95-116	25-12	20-17	45-29	DONCIC	24	DONCIC	10	DONCIC	8	TOWNS	20	17,136
3/27/22	UTAH	W	114-100	26-12	20-17	46-29	DONCIC	32	BRUNSON/DONCIC	10	BRUNSON/DONCIC	5	GAY	18	20,177
3/29/22	L.A. LAKERS	W	128-110	27-12	20-17	47-29	DONCIC	34	DONCIC	12	DONCIC	12	MONK	28	20,382
3/30/22	@CLEVELAND	W	120-112	27-12	21-17	48-29	DONCIC	35	DONCIC	9	DONCIC	13	LEVERT	32	19,432
4/1/22	@WASHINGTON	L	103-135	27-12	21-18	48-30	DONCIC	36	DONCIC	7	DONCIC	6	CALDWELL-POPE	35	17,745
4/3/22	@MILWAUKEE	W	118-112	27-12	22-18	49-30	DONCIC	32	POWELL	13	DONCIC	15	G. ANTETOKOUNMPO	28	17,902
4/6/22	@DETROIT	W	131-113	27-12	23-18	50-30	DONCIC	26	DONCIC	8	DONCIC	14	CUNNINGHAM	25	18,422
4/8/22	PORTLAND	W	128- 78	28-12	23-18	51-30	DONCIC	39	DONCIC	11	DONCIC	7	EUBANKS	18	20,174
4/10/22	SAN ANTONIO	W	130-120	29-12	23-18	52-30	DONCIC	26	DONCIC	8	DONCIC	9	K. JOHNSON	24	20,270

2020-21

BOTTOM ROW L-R TYRELL TERRY, NICOLO MELLI, NATE HINTON, JALEN BRUNSON, JOSH RICHARDSON, TREY BURKE, TYLER BEY MIDDLE ROW L-R WILLIE CAULEY-STEIN, JOSH GREEN, KRISTAPS PORZINGIS, DORIAN FINNEY-SMITH, LUKA DONCIC, TIM HARDAWAY JR., MAXI KLEBER, DWIGHT POWELL, BOBAN MARJANOVIC TOP ROW L-R PETER PATTON, DARRELL ARMSTRONG, ZACH GUTHRIE, MIKE WEINAR, RICK CARLISLE, JAMAHL MOSLEY, JENNY BOUCEK, GOD SHAMMGOD, MIKE SHEDD

SEASON NOTEBOOK: DESPITE SEEING SEVERAL KEY PLAYERS MISS SIGNIFICANT TIME DUE TO HEALTH AND SAFETY PROTOCOLS, THE MAVERICKS POSTED A 42-30 (.583) RECORD AND WON THE SOUTHWEST DIVISION FOR THE FIRST TIME SINCE 2009-10. THE MAVS REACHED THE PLAYOFFS FOR THE 17TH TIME IN THE LAST 21 YEARS, EARNING THE NO. 5 SEED IN THE WESTERN CONFERENCE – THEIR HIGHEST SEED SINCE BEING SEEDED THIRD DURING ITS CHAMPIONSHIP SEASON IN 2011. DALLAS TOOK THE NO. 4 SEED L.A. CLIPPERS TO SEVEN GAMES BEFORE BEING ELIMINATED IN THE FIRST ROUND. LUKA DONČIĆ, WHO AVERAGED 27.7 POINTS, 8.0 REBOUNDS AND 8.6 ASSISTS IN 66 GAMES IN 2020-21, WAS NAMED AN ALL-STAR STARTER AND ALL-NBA FIRST TEAM SELECTION FOR THE SECOND STRAIGHT YEAR.

	G	GS	MIN	FG	FGA	PCT	3FG	3FGA	PCT	FT	FTA	PCT	OFF	DEF	TOT	AST	PF	DQ	STL	TO	BLK	PTS	AVG
Dončić	66	66	2,262	647	1,351	.479	192	548	.350	344	471	.730	54	473	527	567	152	0	64	281	36	1,830	27.7
Hardaway Jr.	70	31	1,985	407	911	.447	207	529	.391	142	174	.816	20	209	229	126	111	0	31	64	11	1,163	16.6
Porzingis	43	43	1,327	325	683	.476	97	258	.376	118	138	.855	82	299	381	68	115	2	20	51	58	865	20.1
Brunson	68	12	1,697	328	627	.523	81	200	.405	120	151	.795	27	204	231	239	109	1	35	80	1	857	12.6
Richardson	59	56	1,790	264	618	.427	88	267	.330	99	108	.917	51	144	195	153	130	1	61	79	24	715	12.1
Finney-Smith	60	60	1,921	220	466	.472	119	302	.394	31	41	.756	98	228	326	102	138	0	52	48	25	590	9.8
Burke	62	1	911	151	353	.428	58	164	.354	51	57	.895	10	44	54	81	64	0	36	33	7	411	6.6
Kleber	50	40	1,341	116	275	.422	87	212	.410	34	37	.919	47	213	260	68	105	0	24	30	35	353	7.1
Powell	58	19	966	120	194	.619	5	21	.238	97	124	.782	80	154	234	63	135	1	36	40	30	342	5.9
Cauley-Stein	53	16	906	115	182	.632	1	11	.091	49	78	.628	66	170	236	35	129	3	21	29	43	280	5.3
Johnson	29	1	504	67	145	.462	15	60	.250	17	29	.586	14	72	86	50	59	0	24	27	23	166	5.7
Marjanović	33	3	271	62	122	.508	1	8	.125	31	38	.816	47	81	128	10	29	0	2	12	6	156	4.7
Green	39	5	445	42	93	.452	4	25	.160	13	23	.565	28	50	78	28	35	0	16	17	3	101	2.6
Melli	23	4	325	31	82	.378	16	48	.333	13	18	.722	17	48	65	19	30	0	5	5	2	91	4.0
Redick	13	0	147	19	53	.358	15	38	.395	4	5	.800	1	11	12	11	13	0	2	11	1	57	4.4
Iwundu	23	3	288	17	52	.327	3	23	.130	12	14	.857	6	38	44	10	26	0	9	6	3	49	2.1
Hinton	21	0	93	15	42	.357	4	19	.211	7	10	.700	1	8	9	8	8	0	7	5	2	41	2.0
Bey	18	0	71	7	22	.318	1	4	.250	3	5	.600	8	11	19	3	6	0	0	3	1	18	1.0
Terry	11	0	56	5	16	.313	0	7	.000	1	3	.333	0	6	6	6	2	0	5	2	0	11	1.0
MAVERICKS	72		17,305	2,958	6,287	.470	994	2,744	.362	1,186	1,524	.778	657	2,463	3,120	1,647	1,396	8	450	823	311	8,096	112.4
OPPONENTS	72		17,305	2,885	6,269	.460	925	2,537	.365	1,238	1,621	.764	704	2,460	3,164	1,631	1,446	7	527	861	264	7,933	110.2

2020-21 SEASON STATISTICS & RESULTS

DATE	OPPONENT	W/L	SCORE DAL-OPP	HOME RECORD	ROAD RECORD	TOTAL RECORD	DALLAS HI SCORER	PT	DALLAS HI REBR	RB	DALLAS HI ASSISTS	AST	OPPONENT HI SCORER	PT	ATTEND
12/23/20	@PHOENIX	L	102-106	0-0	0-1	0-1	DONCIC	32	DONCIC/FINNEY-SMITH	8	DONCIC	5	BOOKER	22	
12/25/20	@L.A. LAKERS	L	115-138	0-0	0-2	0-2	DONCIC	27	KLEBER	5	DONCIC	7	DAVIS	28	
12/27/20	@L.A. CLIPPERS	W	124- 73	0-0	1-2	1-2	DONCIC	24	DONCIC	9	DONCIC	8	GEORGE	15	
12/30/20	CHARLOTTE	L	99-118	0-1	1-2	1-3	HARDAWAY	18	JOHNSON/FINNEY-SM/KLEBER	6	DONCIC	5	BALL	22	
1/1/21	MIAMI	W	93- 83	1-1	1-2	2-3	DONCIC	27	DONCIC	15	DONCIC	7	ADEBAYO	19	
1/3/21	@CHICAGO	L	108-118	1-1	1-3	2-4	BRUNSON	31	FINNEY-SM/ MARJANOVIC	6	BRUNSON	7	LAVINE	39	
1/4/21	@HOUSTON	W	113-100	1-1	2-3	3-4	DONCIC	33	DONCIC	16	DONCIC	11	WOOD	23	3,070
1/7/21	@DENVER	W	124-117(OT)	1-1	3-3	4-4	DONCIC	38	CAULEY-STEIN/DONCIC	9	DONCIC	13	JOKIC	38	
1/9/21	ORLANDO	W	112- 98	2-1	3-3	5-4	HARDAWAY	36	DONCIC	10	DONCIC	10	VUCEVIC	30	
1/13/21	@CHARLOTTE	W	104- 93	2-1	4-3	6-4	DONCIC	34	CAULEY-STEIN	14	DONCIC	9	ROZIER	18	
1/15/21	@MILWAUKEE	L	109-112	2-1	4-4	6-5	DONCIC	28	CAULEY-ST/DONCIC/PORZINGIS	10	DONCIC	13	G. ANTETOKOUNMPO	3	
1/17/21	CHICAGO	L	101-117	2-2	4-4	6-6	DONCIC	36	DONCIC	16	DONCIC	15	MARKKANEN	29	
1/18/21	@TORONTO	L	93-116	2-2	4-5	6-7	PORZINGIS	23	PORZINGIS	9	DONCIC	9	LOWRY	23	
1/20/21	@INDIANA	W	124-112	2-2	5-5	7-7	PORZINGIS	27	PORZINGIS	13	DONCIC	12	BROGDON	26	
1/22/21	@SAN ANTONIO	W	122-117	2-2	6-5	8-7	DONCIC	36	DONCIC	9	DONCIC	11	DEROZAN	29	
1/23/21	HOUSTON	L	108-133	2-3	6-5	8-8	DONCIC	26	MARJANOVIC	12	DONCIC	8	GORDON	33	
1/25/21	DENVER	L	113-117	2-4	6-5	8-9	DONCIC	35	DONCIC	11	DONCIC	16	PORTER	30	
1/27/21	@UTAH	L	104-116	2-4	6-6	8-10	DONCIC	30	JOHNSON	7	DONCIC	6	CLARKSON	31	
1/29/21	@UTAH	L	101-120	2-4	6-7	8-11	DONCIC	25	PORZINGIS	9	DONCIC	7	BOGDANOVIC	32	1,932
1/30/21	PHOENIX	L	105-111	2-5	6-7	8-12	DONCIC	29	CAULEY-STEIN	9	DONCIC	7	PAUL	29	
2/1/21	PHOENIX	L	108-109	2-6	6-7	8-13	DONCIC	25	PORZINGIS	10	DONCIC	8	PAUL	34	
2/3/21	@ATLANTA	W	122-116	2-6	7-7	9-13	DONCIC	27	PORZINGIS	11	DONCIC	14	COLLINS	35	1,259
2/4/21	GOLDEN STATE	L	116-147	2-7	7-7	9-14	DONCIC	27	KLEBER	7	DONCIC	6	OUBRE	40	
2/6/21	GOLDEN STATE	W	134-132	3-7	7-7	10-14	DONCIC	42	PORZINGIS	10	DONCIC	11	CURRY	57	
2/8/21	MINNESOTA	W	127-122	4-7	7-7	11-14	PORZINGIS	27	PORZINGIS	13	RICHARDSON	8	BEASLEY	30	1,000
2/10/21	ATLANTA	W	118-117	5-7	7-7	12-14	DONCIC	28	DONCIC	10	DONCIC	10	COLLINS	33	1,000
2/12/21	NEW ORLEANS	W	143-130	6-7	7-7	13-14	DONCIC	46	DONCIC	8	DONCIC	12	WILLIAMSON	36	1,514
2/14/21	PORTLAND	L	118-121	6-8	7-7	13-15	DONCIC	44	PORZINGIS	8	DONCIC	9	LILLARD	34	2,211
2/22/21	MEMPHIS	W	102- 92	7-8	7-7	14-15	HARDAWAY	29	FINNEY-SMITH	9	DONCIC	5	MORANT	22	2,099
2/23/21	BOSTON	W	110-107	8-8	7-7	15-15	DONCIC	31	DONCIC	10	DONCIC	8	BROWN	29	3,338
2/25/21	@PHILADELPHIA	L	97-111	8-8	7-8	15-16	DONCIC	19	MARJANOVIC	12	DONCIC	4	EMBIID	23	
2/27/21	@BROOKLYN	W	115- 98	8-8	8-8	16-16	DONCIC	27	FINNEY-SMITH	8	DONCIC	7	HARDEN	29	684
3/1/21	@ORLANDO	W	130-124	8-8	9-8	17-16	DONCIC	33	DONCIC/PORZINGIS	10	DONCIC	9	VUCEVIC	29	3,766
3/3/21	OKLAHOMA CITY	W	87- 78	9-8	9-8	18-16	HARDAWAY/PORZINGIS	19	PORZINGIS	13	BURKE	6	GILGEOUS-ALEX	15	3,508
3/10/21	SAN ANTONIO	W	115-104	10-8	9-8	19-16	PORZINGIS	28	PORZINGIS	14	DONCIC	12	DEROZAN	30	3,813
3/11/21	@OKLAHOMA CITY	L	108-116	10-8	9-9	19-17	RICHARDSON	27	FINNEY-SMITH	8	RICHARDSON	6	GILGEOUS-ALEX	32	
3/13/21	@DENVER	W	116-103	10-8	10-9	20-17	PORZINGIS	25	POWELL	10	DONCIC	12	JOKIC	26	
3/15/21	L.A. CLIPPERS	L	99-109	10-9	10-9	20-18	DONCIC	25	DONCIC	10	DONCIC	16	LEONARD	22	3,945
3/17/21	L.A. CLIPPERS	W	105- 89	11-9	10-9	21-18	DONCIC	42	PORZINGIS	13	DONCIC	9	GEORGE	28	3,975
3/19/21	@PORTLAND	L	119-125	11-9	10-10	21-19	DONCIC	38	DONCIC	9	DONCIC	9	MCCOLLUM	32	
3/21/21	@PORTLAND	W	132- 92	11-9	11-10	22-19	DONCIC	37	PORZINGIS	8	DONCIC/PORZINGIS/RICHARDSON	4	LILLARD	19	
3/24/21	@MINNESOTA	W	128-108	11-9	12-10	23-19	PORZINGIS	29	BRUNSON	11	BRUNSON	5	EDWARDS	29	
3/26/21	INDIANA	L	94-109	11-10	12-10	23-20	PORZINGIS	31	PORZINGIS	18	PORZINGIS/RICHARDSON	3	BROGDON/ SABONIS	22	4,132
3/27/21	@NEW ORLEANS	L	103-112	11-10	12-11	23-21	HARDAWAY	30	MARJANOVIC	11	BRUNSON/FINNEY-SM/RICHARDSON	4	WILLIAMSON	38	3,700
3/29/21	@OKLAHOMA CITY	W	127-106	11-10	13-11	24-21	DONCIC	25	PORZINGIS	9	BRUNSON/DONCIC	7	POKUSEVSKI	21	
3/31/21	@BOSTON	W	113-108	11-10	14-11	25-21	DONCIC	36	FINNEY-SMITH	9	DONCIC	5	TATUM	25	2,298
4/2/21	@NEW YORK	W	99- 86	11-10	15-11	26-21	DONCIC	26	FINNEY-SMITH	9	DONCIC	7	BURKS	20	1,981
4/3/21	@WASHINGTON	W	109- 87	11-10	16-11	27-21	DONCIC	26	MARJANOVIC	12	DONCIC	6	WESTBROOK	26	
4/5/21	UTAH	W	111-103	12-10	16-11	28-21	DONCIC	31	DONCIC	9	DONCIC	8	CONLEY	28	4,261
4/7/21	@HOUSTON	L	93-102	12-10	16-12	28-22	DONCIC/PORZINGIS	23	PORZINGIS	12	DONCIC	5	WALL	31	3,399
4/8/21	MILWAUKEE	W	116-101	13-10	16-12	29-22	DONCIC	27	PORZINGIS	17	DONCIC	9	DIVINCENZO	22	4,190
4/11/21	SAN ANTONIO	L	117-119	13-11	16-12	29-23	PORZINGIS	31	PORZINGIS	15	DONCIC	7	DEROZAN	33	4,054
4/12/21	PHILADELPHIA	L	95-113	13-12	16-12	29-24	DONCIC	32	FINNEY-SMITH	11	DONCIC	4	EMBIID	36	4,016
4/14/21	@MEMPHIS	W	114-113	13-12	17-12	30-24	DONCIC	29	BRUNSON/KLEBER/POWELL	8	BRUNSON/DONCIC	9	ALLEN	23	2,141
4/16/21	NEW YORK	L	109-117	13-13	17-12	30-25	PORZINGIS	23	PORZINGIS	12	DONCIC	19	RANDLE	44	4,246
4/18/21	SACRAMENTO	L	107-121	13-14	17-12	30-26	DONCIC	37	PORZINGIS	11	BRUNSON/DONCIC	4	FOX	30	4,193
4/21/21	DETROIT	W	127-117	14-14	17-12	31-26	DONCIC	30	DONCIC	10	DONCIC	9	GRANT	26	4,043
4/22/21	L.A. LAKERS	W	115-110	15-14	17-12	32-26	DONCIC	30	DONCIC	9	DONCIC	8	CALDWELL-POPE	29	4,443
4/24/21	L.A. LAKERS	W	108- 93	16-14	17-12	33-26	POWELL	25	KLEBER	10	DONCIC	13	MCLEMORE	20	4,561
4/26/21	@SACRAMENTO	L	106-113	16-14	17-13	33-27	DONCIC	24	DONCIC	8	DONCIC	8	HOLMES	24	
4/27/21	@GOLDEN STATE	W	133-103	16-14	18-13	34-27	DONCIC	39	FINNEY-SMITH/POWELL	8	DONCIC	8	CURRY	27	3,613
4/29/21	@DETROIT	W	115-105	16-14	19-13	35-27	HARDAWAY	42	KLEBER/MARJANOVIC/RICHARDSON	7	BRUNSON	4	F. JACKSON/STEWART	20	750
5/1/21	WASHINGTON	W	125-124	17-14	19-13	36-27	DONCIC	31	CAULEY-STEIN/DONCIC	12	DONCIC	20	WESTBROOK	42	4,351
5/2/21	SACRAMENTO	L	99-111	17-15	19-13	36-28	DONCIC	30	MARJANOVIC/POWELL	7	DONCIC	6	HIELD	27	4,268
5/4/21	@MIAMI	W	127-113	17-15	20-13	37-28	HARDAWAY	36	DONCIC	12	DONCIC	8	DRAGIC/ROBINSON	19	
5/6/21	BROOKLYN	W	113-109	18-15	20-13	38-28	DONCIC	24	DONCIC/POWELL	10	DONCIC	8	IRVING	45	4,602
5/7/21	CLEVELAND	W	110- 90	19-15	20-13	39-28	DONCIC	24	DONCIC	8	BRUNSON	6	SEXTON	27	4,220
5/9/21	@CLEVELAND	W	124- 97	19-15	21-13	40-28	HARDAWAY	25	POWELL	9	BRUNSON	7	SEXTON	24	4,148
5/11/21	@MEMPHIS	L	104-133	19-15	21-14	40-29	HARDAWAY	19	CAULEY-STEIN	8	DONCIC	5	MORANT	24	2,684
5/12/21	NEW ORLEANS	W	125-107	20-15	21-14	41-29	DONCIC	33	DONCIC/POWELL	8	DONCIC	8	BLEDSOE/HAYES	15	4,373
5/14/21	TORONTO	W	114-110	21-15	21-14	42-29	PORZINGIS	21	DONCIC/PORZINGIS	10	DONCIC	11	HARRIS	31	4,493
5/16/21	@MINNESOTA	L	121-136	21-15	21-15	42-30	DONCIC/PORZINGIS	18	POWELL	7	POWELL	8	EDWARDS	30	1,638

2019-20

ROSTER: JOSE JUAN BAREA, RYAN BROEKHOFF, JALEN BRUNSON, TREY BURKE, WILLIE CAULEY-STEIN, ANTONIUS CLEVELAND SETH CURRY, LUKA DONCIC, DORIAN FINNEY-SMITH, TIM HARDAWAY JR., JUSTIN JACKSON, MICHAEL KIDD-GILCHRIST, MAXI KLEBER, COURTNEY LEE, BOBAN MARJANOVIC, KRISTAPS PORZINGIS, DWIGHT POWELL, JOSH REAVES, DELON WRIGHT
COACHES: RICK CARLISLE, STEPHEN SILAS, JAMAHL MOSLEY, MIKE WEINAR, DARRELL ARMSTRONG, JENNY BOUCEK, GOD SHAMMGOD, PETER PATTON, MIKE SHEDD

SEASON NOTEBOOK: WON 43, LOST 32 (SECOND, SOUTHWEST)...THE MAVERICKS POSTED THE HIGHEST OFFENSIVE RATING IN NBA HISTORY (115.9) AND SET A FRANCHISE RECORD FOR MOST 40-POINT WINS IN A SEASON (3)...THEY REACHED THE POSTSEASON FOR THE FIRST TIME SINCE 2016 AND EARNED THE NO. 7 SEED IN THE WESTERN CONFERENCE, WHERE THEY LOST TO THE SECOND-SEEDED L.A. CLIPPERS IN THE FIRST ROUND...RICK CARLISLE RECORDED HIS 500TH WIN WITH THE FRANCHISE IN A 123-100 VICTORY OVER ATLANTA (2/1/20), BECOMING THE 13TH HEAD COACH IN NBA HISTORY TO WIN AT LEAST 500 GAMES WITH A SINGLE FRANCHISE...LUKA DONČIĆ (21 YEARS, 168 DAYS) BECAME THE YOUNGEST PLAYER IN NBA HISTORY TO LEAD THE LEAGUE OUTRIGHT IN TRIPLE-DOUBLES...DONČIĆ STARTED FOR TEAM LEBRON AT THE 2020 NBA ALL-STAR GAME IN CHICAGO, BECOMING THE YOUNGEST EUROPEAN-BORN STARTER EVER (20 YEARS, 353 DAYS)...THE SECOND-YEAR GUARD ALSO GARNERED FIRST TEAM ALL-NBA HONORS, BECOMING THE FIRST PLAYER NAMED TO THE ALL-NBA FIRST TEAM IN EITHER HIS FIRST OR SECOND SEASON SINCE TIM DUNCAN IN 1998-99.

	G	GS	MIN	FG	FGA	PCT	3FG	3FGA	PCT	FT	FTA	PCT	OFF	DEF	TOT	AST	PF	DQ	STL	TO	BLK	PTS	AVG
Dončić	61	61	2,047	581	1,255	.463	171	541	.316	426	562	.758	78	495	573	538	153	456	62	260	14	1,759	28.8
Porzingis	57	57	1,814	398	932	.427	142	403	.352	226	283	.799	100	440	540	102	185	222	41	92	115	1,164	20.4
Hardaway Jr.	71	58	2,091	384	884	.434	204	513	.398	149	182	.819	25	207	232	137	125	162	41	69	5	1,121	15.8
Curry	64	25	1,576	284	574	.495	145	321	.452	80	97	.825	27	118	145	124	113	75	38	62	9	793	12.4
Finney-Smith	71	68	2,120	243	522	.466	114	303	.376	78	108	.722	145	260	405	114	178	90	45	69	39	678	9.5
Kleber	74	21	1,890	237	514	.461	119	319	.373	79	93	.849	112	276	388	88	176	96	25	58	83	672	9.1
Wright	73	5	1,570	190	411	.462	47	127	.370	77	100	.770	70	210	280	244	93	94	85	73	22	504	6.9
Brunson	57	16	1,022	181	388	.466	43	120	.358	61	75	.813	22	112	134	188	74	118	22	66	4	466	8.2
Powell	40	37	1,061	146	229	.638	10	39	.256	74	111	.667	75	152	227	59	102	116	34	36	22	376	9.4
Jackson	65	3	1,045	135	341	.396	48	163	.294	42	50	.840	27	127	154	52	69	45	15	14	10	360	5.5
Marjanović	42	5	422	121	211	.573	4	17	.235	43	57	.754	66	131	197	20	56	51	8	30	10	289	6.9
Barea	29	6	450	85	207	.411	32	85	.376	20	22	.909	10	43	53	112	27	41	5	38	2	222	7.7
Lee	24	9	345	40	82	.488	21	47	.447	6	7	.857	7	25	32	12	33	5	18	11	6	107	4.5
Burke	8	1	191	35	82	.427	16	37	.432	10	11	.909	1	14	15	30	12	10	9	9	1	96	12.0
Broekhoff	17	1	180	22	59	.373	20	51	.392	7	8	.875	5	38	43	11	15	4	5	6	4	71	4.2
Cauley-Stein	13	2	157	31	45	.689	0	1	.000	5	9	.556	13	47	60	10	19	9	4	5	11	67	5.2
Kidd-Gilchrist	13	0	121	4	13	.308	0	3	.000	4	5	.800	5	27	32	4	19	3	2	9	3	12	0.9
Cleveland	10	0	46	4	14	.286	0	3	.000	3	5	.600	2	5	7	1	8	3	1	2	3	11	1.1
Reaves	4	0	28	3	9	.333	0	2	.000	2	2	1.000	1	2	3	3	5	1	0	0	0	8	2.0
MAVERICKS	75		18,175	3,124	6,772	.461	1,136	3,095	.367	1,392	1,787	.779	791	2,729	3,520	1,849	1,462	1,601	460	909	363	8,776	117.0
OPPONENTS	75		18,175	3,143	6,868	.458	919	2,615	.351	1,200	1,578	.760	782	2,625	3,407	1,794	1,601	1,462	525	850	311	8,405	112.1

2019-20 SEASON STATISTICS & RESULTS

DATE	OPPONENT	W/L	SCORE DAL-OPP	HOME RECORD	ROAD RECORD	TOTAL RECORD	DALLAS HI SCORER	PT	DALLAS HI REBR	RB	DALLAS HI ASSISTS	AST	OPPONENT HI SCORER	PT	ATTEND
10/23/19	WIZARDS	W	108-100	1-0	0-0	1-0	DONČIĆ	34	DONČIĆ	9	DONČIĆ/WRIGHT/BRUNSON	3	BEAL	19	19,816
10/25/19	AT PELICANS	W	123-116	1-0	1-0	2-0	DONČIĆ	25	KLEBER/DONČIĆ	10	DONČIĆ	10	INGRAM	25	17,027
10/27/19	TRAIL BLAZERS	L	119-121	1-1	1-0	2-1	PORZINGIS	32	DONČIĆ	12	DONČIĆ	9	MCCOLLUM	35	19,707
10/29/19	AT NUGGETS	W	109-106	1-1	2-0	3-1	HARDAWAY JR./KLEBER	14	PORZINGIS	14	BRUNSON	8	MILLSAP	23	16,605
11/1/19	LAKERS	L	110-119	1-2	2-0	3-2	DONČIĆ	31	DONČIĆ	13	DONČIĆ	15	JAMES	39	20,358
11/3/19	AT CAVALIERS	W	131-111	1-2	3-0	4-2	DONČIĆ	29	DONČIĆ	14	DONČIĆ	15	LOVE	29	18,078
11/6/19	MAGIC	W	107-106	2-2	3-0	5-2	DONČIĆ	27	PORZINGIS/POWELL	8	DONČIĆ	7	GORDON	23	19,487
11/8/19	KNICKS	L	102-106	2-3	3-0	5-3	DONČIĆ	38	DONČIĆ	14	DONČIĆ	10	MORRIS SR.	29	20,257
11/9/19	AT GRIZZLIES	W	138-122	2-3	4-0	6-3	DONČIĆ	24	DONČIĆ	14	DONČIĆ	8	JACKSON JR.	23	15,753
11/11/19	AT CELTICS	L	106-116	2-3	4-1	6-4	DONČIĆ	34	KLEBER	8	DONČIĆ	9	WALKER	29	18,624
11/14/19	AT KNICKS	L	103-106	2-3	4-2	6-5	DONČIĆ	33	PORZINGIS	11	DONČIĆ	11	MORRIS SR.	20	19,812
11/16/19	RAPTORS	W	110-102	3-3	4-2	7-5	DONČIĆ	26	PORZINGIS/DONČIĆ	15	DONČIĆ	7	POWELL	26	19,926
11/18/19	SPURS	W	117-110	4-3	4-2	8-5	DONČIĆ	42	DONČIĆ	11	DONČIĆ	12	DEROZAN	36	19,637
11/20/19	WARRIORS	W	142-94	5-3	4-2	9-5	DONČIĆ	35	PORZINGIS/DONČIĆ	10	DONČIĆ	11	PASCHALL	22	19,569
11/22/19	CAVALIERS	W	143-101	6-3	4-2	10-5	DONČIĆ	30	PORZINGIS/DONČIĆ	7	DONČIĆ	14	GARLAND	23	19,639
11/24/19	AT ROCKETS	W	137-123	6-3	5-2	11-5	DONČIĆ	41	PORZINGIS	13	DONČIĆ	10	HARDEN	32	18,055
11/26/19	CLIPPERS	L	99-114	6-4	5-2	11-6	DONČIĆ	22	PORZINGIS	10	DONČIĆ	6	LEONARD	28	20,407
11/29/19	AT SUNS	W	120-113	6-4	6-2	12-6	DONČIĆ	42	PORZINGIS	13	DONČIĆ	11	OUBRE JR.	22	18,055
12/1/19	AT LAKERS	W	114-100	6-4	7-2	13-6	DONČIĆ	27	KLEBER/POWELL/DONČIĆ	9	DONČIĆ	10	DAVIS	27	18,997
12/3/19	AT PELICANS	W	118-97	6-4	8-2	14-6	DONČIĆ	33	DONČIĆ	18	BAREA	6	INGRAM	24	14,664
12/4/19	TIMBERWOLVES	W	121-114	7-4	8-2	15-6	POWELL	24	DONČIĆ	7	DONČIĆ	6	WIGGINS/TOWNS	26	19,671
12/7/19	PELICANS	W	130-84	8-4	8-2	16-6	DONČIĆ	26	MARJANOVIĆ	16	DONČIĆ	9	REDICK	15	19,456
12/8/19	KINGS	L	106-110	8-5	8-2	16-7	HARDAWAY JR.	29	FINNEY-SMITH/PORZINGIS	8	DONČIĆ	8	BJELICA	30	19,566
12/12/19	AT PISTONS	W	122-111	8-5	9-2	17-7	DONČIĆ	41	DONČIĆ	12	DONČIĆ	11	DRUMMOND	23	20,064
12/14/19	HEAT	L	118-122	8-6	9-2	17-8	HARDAWAY JR.	28	PORZINGIS	14	BRUNSON	8	BUTLER	27	20,333
12/16/19	AT BUCKS	W	120-116	8-6	10-2	18-8	PORZINGIS/CURRY	26	PORZINGIS	12	BRUNSON	11	ANTETOKOUNMPO	48	17,727
12/18/19	CELTICS	L	103-109	8-7	10-2	18-9	PORZINGIS	23	PORZINGIS	13	BRUNSON	11	WALKER	32	20,181
12/20/19	AT 76ERS	W	117-98	8-7	11-2	19-9	HARDAWAY JR.	27	PORZINGIS	18	BRUNSON	7	EMBIID	33	20,778
12/22/19	AT RAPTORS	L	107-110	8-7	11-3	19-10	BRUNSON	21	PORZINGIS	12	BRUNSON	9	LOWRY	32	19,800
12/26/19	SPURS	W	102-98	9-7	11-3	20-10	DONČIĆ	24	KLEBER	12	DONČIĆ	8	DEROZAN	21	20,427
12/28/19	AT WARRIORS	W	141-121	9-7	12-3	21-10	DONČIĆ	31	DONČIĆ	12	DONČIĆ	15	RUSSELL	35	18,064
12/29/19	AT LAKERS	L	95-108	9-7	12-4	21-11	DONČIĆ	19	POWELL	11	DONČIĆ	7	DAVIS	23	18,997
12/31/19	AT THUNDER	L	101-106	9-7	12-5	21-12	DONČIĆ	35	KLEBER	14	DONČIĆ	7	GALLINARI/SCHRODER	20	18,203
1/2/20	NETS	W	123-111	10-7	12-5	22-12	DONČIĆ	31	DONČIĆ	13	DONČIĆ	7	DINWIDDIE	19	20,289
1/4/20	HORNETS	L	120-123	10-8	12-5	22-13	DONČIĆ	39	DONČIĆ	12	DONČIĆ	10	ROZIER	29	20,327
1/6/20	BULLS	W	118-110	11-8	12-5	23-13	DONČIĆ	38	DONČIĆ	11	DONČIĆ	10	MARKKANEN	26	20,238
1/8/20	NUGGETS	L	106-107	11-9	12-5	23-14	DONČIĆ	27	DONČIĆ	9	DONČIĆ	10	JOKIC	33	20,314
1/10/20	LAKERS	L	114-129	11-10	12-5	23-15	DONČIĆ	25	MARJANOVIĆ/DONČIĆ	10	DONČIĆ	7	JAMES	35	20,542
1/11/20	76ERS	W	109-91	12-10	12-5	24-15	POWELL/DONČIĆ	19	POWELL	12	DONČIĆ	12	HARRIS	20	20,244
1/14/20	AT WARRIORS	W	124-97	12-10	13-5	25-15	POWELL	21	MARJANOVIĆ	11	BRUNSON	5	POOLE	17	18,064
1/15/20	AT KINGS	W	127-123	12-10	14-5	26-15	DONČIĆ	25	DONČIĆ	15	DONČIĆ	17	FOX	27	17,029
1/17/20	TRAIL BLAZERS	W	120-112	13-10	14-5	27-15	DONČIĆ	35	DONČIĆ	8	DONČIĆ	7	LILLARD	34	20,283
1/21/20	CLIPPERS	L	107-110	13-11	14-5	27-16	DONČIĆ	36	DONČIĆ	10	DONČIĆ	9	LEONARD	36	19,783
1/23/20	AT TRAIL BLAZERS	W	133-125	13-11	15-5	28-16	DONČIĆ	27	FINNEY-SMITH	10	DONČIĆ	9	LILLARD	47	19,574
1/25/20	AT JAZZ	L	107-112	13-11	15-6	28-17	DONČIĆ	25	FINNEY-SMITH	10	DONČIĆ	7	MITCHELL	25	18,306
1/27/20	AT THUNDER	W	107-97	13-11	16-6	29-17	DONČIĆ	29	WRIGHT	12	DONČIĆ	5	SCHRODER	21	18,203
1/28/20	SUNS	L	104-133	13-12	16-6	29-18	DONČIĆ	21	DONČIĆ	6	BAREA	7	BOOKER	32	20,216
1/31/20	AT ROCKETS	L	121-128	13-12	16-7	29-19	PORZINGIS	35	PORZINGIS	12	BAREA	9	HARDEN	35	18,055
2/1/20	HAWKS	W	123-100	14-12	16-7	30-19	BRUNSON	27	CAULEY-STEIN	10	BRUNSON	8	COLLINS	26	20,328
2/3/20	AT PACERS	W	112-103	14-12	17-7	31-19	PORZINGIS	38	PORZINGIS	12	HARDAWAY JR.	5	SABONIS	26	15,086
2/5/20	GRIZZLIES	L	107-121	14-13	17-7	31-20	PORZINGIS	32	PORZINGIS	12	BRUNSON	6	MORANT	21	20,069
2/7/20	AT WIZARDS	L	118-119	14-13	17-8	31-21	CURRY	20	PORZINGIS	9	HARDAWAY JR.	7	BEAL	29	20,476
2/8/20	AT HORNETS	W	116-100	14-13	18-8	32-21	CURRY	26	CAULEY-STEIN	10	WRIGHT	7	GRAHAM	26	19,370
2/10/20	JAZZ	L	119-123	14-14	18-8	32-22	HARDAWAY JR.	33	PORZINGIS/FINNEY-SMITH	5	BRUNSON/BAREA	6	CLARKSON	25	19,793
2/12/20	KINGS	W	130-111	15-14	18-8	33-22	DONČIĆ	33	PORZINGIS	13	DONČIĆ	8	HIELD	22	19,842
2/21/20	AT MAGIC	W	122-106	15-14	19-8	34-22	DONČIĆ	33	PORZINGIS/DONČIĆ	10	DONČIĆ	8	FOURNIER	28	18,846
2/22/20	AT HAWKS	L	107-111	15-14	19-9	34-23	HARDAWAY JR.	33	JACKSON/KLEBER	8	BAREA/HARDAWAY JR./CURRY	5	COLLINS	35	17,050
2/24/20	TIMBERWOLVES	W	139-123	16-14	19-9	35-23	HARDAWAY JR.	23	DONČIĆ/PORZINGIS	9	BAREA	8	RUSSELL	29	19,936
2/26/20	AT SPURS	W	109-103	16-14	20-9	36-23	PORZINGIS	28	PORZINGIS	12	DONČIĆ	14	DEROZAN	27	18,354
2/28/20	AT HEAT	L	118-126	16-14	20-10	36-24	CURRY	37	PORZINGIS	13	DONČIĆ	10	BUTLER	26	19,704
3/1/20	AT TIMBERWOLVES	W	111-91	16-14	21-10	37-24	PORZINGIS	38	PORZINGIS	13	BAREA	7	RUSSELL	16	18,058
3/2/20	AT BULLS	L	107-109	16-14	21-11	37-25	HARDAWAY JR.	26	MARJANOVIĆ	12	DONČIĆ	9	WHITE	19	18,407
3/4/20	PELICANS	W	127-123	17-14	21-11	38-25	PORZINGIS	34	DONČIĆ	17	DONČIĆ	10	INGRAM	27	20,459
3/6/20	GRIZZLIES	W	121-96	18-14	21-11	39-25	PORZINGIS	26	PORZINGIS	11	DONČIĆ	6	JACKSON	16	20,370
3/8/20	PACERS	L	109-112	18-15	21-11	39-26	DONČIĆ	36	DONČIĆ	10	DONČIĆ	8	SABONIS	20	20,324
3/10/20	AT SPURS	L	109-119	18-15	21-12	39-27	DONČIĆ	38	PORZINGIS	12	DONČIĆ	8	ALDRIDGE	24	18,354
3/11/20	NUGGETS	W	113-97	19-15	21-12	40-27	MARJANOVIĆ	31	MARJANOVIĆ	17	DONČIĆ	9	MURRAY	25	20,302
7/31/20	ROCKETS	L	149-153	19-16	21-12	40-28	PORZINGIS	39	PORZINGIS	16	DONČIĆ	10	HARDEN	49	0
8/2/20	AT SUNS	L	115-117	19-16	21-13	40-29	DONČIĆ	40	HARDAWAY JR./FINNEY-SMITH	10	DONČIĆ	11	BOOKER	30	0
8/4/20	AT KINGS	W	114-110	19-16	22-13	41-29	DONČIĆ	34	DONČIĆ	20	DONČIĆ	12	FOX	28	0
8/6/20	CLIPPERS	L	111-126	19-17	22-13	41-30	PORZINGIS	30	PORZINGIS	9	DONČIĆ	6	LEONARD	29	0
8/8/20	BUCKS	W	136-132	20-17	22-13	42-30	DONČIĆ	36	DONČIĆ	14	DONČIĆ	19	ANTETOKOUNMPO/LOPEZ	34	0
8/10/20	AT JAZZ	W	122-114	20-17	23-13	43-30	HARDAWAY JR.	27	MARJANOVIĆ	9	BAREA	8	CLARKSON	18	0
8/11/20	TRAIL BLAZERS	L	131-134	20-18	23-13	43-31	PORZINGIS	36	DONČIĆ	8	DONČIĆ	10	LILLARD	61	0
8/13/20	AT SUNS	L	102-128	20-18	23-14	43-32	MARJANOVIĆ/DONČIĆ	18	MARJANOVIĆ	20	BAREA/WRIGHT	4	BOOKER	27	0

2018-19

BOTTOM ROW L-R COURTNEY LEE, TERY BURKE, JALEN BRUNSON, DEVIN HARRIS, CYNTHIA MARSHALL, JOSE JUAN BAREA, LUKA DONCIC, RYAN BROEKHOFF, DARYL MACON, TIM HARDAWAY JR. MIDDLE ROW L-R KRISTAPS PORZINGIS, DORIAN FINNEY-SMITH, DWIGHT POWELL, MAXI KLEBER, DIRK NOWITZKI, SALAH MEJRI, KOSTAS ANTETOKOUNMPO, JUSTIN JACKSON TOP ROW L-R PETER PATTON, GOD SHAMMGOD, MIKE SHEDD, LARRY SHYATT, STEPHEN SILAS, RICK CARLISLE, JAMAHL MOSLEY, MIKE WEINAR, DARRELL ARMSTRONG, JENNY BOUCEK

SEASON NOTEBOOK: The Dallas Mavericks finished 33-49 (.402) in 2018-19, missing the playoffs for the third straight year (after they reached the postseason 15 times in a 16-year span from 2001 to 2016). Dirk Nowitzki played his 21st and final season with the Mavericks, becoming the only player in NBA history to play 21 years with a single team. Nowitzki, who made his 14th All-Star appearance in 2019 (he was named as a special roster addition by NBA Commissioner Adam Silver), finished his career ranked sixth on the league's all-time scoring list with 31,560 points. Luka Dončić took the league by storm in his first NBA season, averaging a team-high 21.2 points, 7.8 rebounds and a team-high 6.0 assists per game in 72 games (all starts) en route to earning 2018-19 Kia NBA Rookie of the Year honors. Dončić, who joined Jason Kidd as the only Mavericks ever garner the Rookie of the Year award (Kidd shared the honor with Detroit's Grant Hill in 1994-95), also became just the second rookie in NBA history (along with Oscar Robertson) to average at least 20 points, 7 rebounds and 6 assists per game.

	G	GS	MIN	FG	FGA	PCT	3FG	3FGA	PCT	FT	FTA	PCT	OFF	DEF	TOT	AST	PF	DQ	STL	TO	BLK	PTS	AVG
Doncic	72	72	2318	506	1186	.427	168	514	.327	346	485	.713	86	477	563	429	137	0	77	247	25	1526	21.2
Hardaway (TOT)	65	63	2057	390	993	.393	162	477	.340	232	276	.841	33	189	222	159	141	1	54	105	8	1174	18.1
Hardaway (DAL)	19	17	558	108	267	.404	45	140	.321	33	43	.767	7	54	61	37	35	0	12	24	2	294	15.5
Barnes	49	49	1584	290	717	.404	121	311	.389	165	198	.833	36	171	207	62	79	0	33	68	11	866	17.7
Matthews	44	44	1312	194	469	.414	100	263	.380	87	110	.791	20	82	102	100	102	0	33	58	12	575	13.1
Smith	32	32	908	157	357	.440	43	125	.344	57	82	.695	18	79	97	138	82	0	40	100	11	414	12.9
Jordan	50	50	1554	208	323	.644	0	0	---	135	198	.682	161	525	686	99	125	1	33	111	53	551	11.0
Barea	38	0	752	161	385	.418	38	128	.297	55	78	.705	13	82	95	211	50	0	22	72	1	415	10.9
Burke (TOT)	58	8	1124	236	548	.431	56	159	.352	103	124	.831	28	71	99	159	58	0	33	49	7	631	10.9
Burke (DAL)	25	1	436	88	190	.463	26	73	.356	41	49	.837	13	24	37	65	25	0	12	20	2	243	9.7
Powell	77	22	1662	290	486	.597	39	127	.307	196	254	.772	140	271	411	112	201	3	44	67	50	815	10.6
Brunson	73	38	1591	264	565	.467	63	181	.348	87	120	.725	25	144	169	230	127	0	37	88	4	678	9.3
Finney-Smith	81	26	1985	228	528	.432	79	254	.311	73	103	.709	138	251	389	95	186	1	69	74	36	608	7.5
Nowitzki	51	20	795	135	376	.359	64	205	.312	39	50	.780	5	153	158	35	76	0	9	18	18	373	7.3
Jackson (TOT)	81	14	1613	217	485	.447	87	245	.355	62	79	.785	44	168	212	96	99	0	32	29	14	583	7.2
Jackson (DAL)	29	11	531	92	190	.484	32	86	.372	21	29	.724	19	47	66	28	32	0	9	7	1	237	8.2
Kleber	71	18	1502	175	386	.453	77	218	.353	58	74	.784	90	239	329	70	143	0	36	54	78	485	6.8
Harris	68	2	1071	132	347	.380	62	200	.310	102	134	.761	12	100	112	122	133	0	35	56	16	428	6.3
Lee (TOT)	34	6	428	53	129	.411	16	55	.291	14	21	.667	9	45	54	37	32	0	21	14	3	136	4.0
Lee (DAL)	22	4	268	32	82	.390	11	39	.282	5	7	.714	3	24	27	21	19	0	13	9	1	80	3.6
Broekhoff	42	0	453	57	126	.452	38	93	.409	15	19	.789	8	55	63	22	35	0	6	16	4	167	4.0
Mejri	36	4	399	55	112	.491	11	34	.324	20	32	.625	36	95	131	35	55	0	10	21	26	141	3.9
Macon	8	0	90	10	27	.370	5	11	.455	4	7	.571	2	10	12	7	8	0	1	6	0	29	3.6
Antetokounmpo	2	0	11	0	3	.000	0	0	---	2	4	.500	0	1	1	0	0	0	2	1	0	2	1.0
Spalding	1	0	1	0	0	---	0	0	---	0	0	---	0	0	0	0	0	0	0	0	0	0	0.0
MAVERICKS	82	-	19780	3182	7122	.447	1022	3002	.340	1541	2076	.742	832	2884	3716	1918	1650	5	533	1167	351	8927	108.9
OPPONENTS	82	-	19780	3357	7315	.459	918	2667	.344	1400	1802	.777	836	2840	3676	2011	1905	13	643	1065	368	9032	110.1

2018-19 SEASON STATISTICS & RESULTS

DATE	OPPONENT	W/L	SCORE DAL-OPP	HOME RECORD	ROAD RECORD	TOTAL RECORD	DALLAS HI SCORER	PT	DALLAS HI REBR	RB	DALLAS HI ASSISTS	AST	OPPONENT HI SCORER	PT	ATTEND
OCT 17	@ PHOENIX	L	100-121	0-0	0-1	0-1	POWELL	16	JORDAN	12	BAREA	10	BOOKER	35	18,055
OCT 20	MINNESOTA	W	140-136	1-0	0-1	1-1	DONCIC	26	JORDAN	10	BAREA	11	TOWNS	31	20,205
OCT 22	CHICAGO	W	115-109	2-0	0-1	2-1	MATTHEWS	20	JORDAN	16	DONCIC	6	LAVINE	34	19,291
OCT 24	@ ATLANTA	L	104-111	2-0	0-2	2-2	MATTHEWS	23	JORDAN	16	BAREA	9	BAZEMORE	32	16,705
OCT 26	@ TORONTO	L	107-116	2-0	0-3	2-3	DONCIC	22	JORDAN	15	JORDAN	5	LEONARD	21	19,800
OCT 28	UTAH	L	104-113	2-1	0-3	2-4	SMITH	27	JORDAN	19	JORDAN	9	GOBERT	23	19,571
OCT 29	@ SAN ANTONIO	L	108-113(OT)	2-1	0-4	2-5	DONCIC	31	JORDAN	19	DONCIC	4	DEROZAN	34	18,354
OCT 31	@ L.A. LAKERS	L	113-114	2-1	0-5	2-6	MATTHEWS	21	JORDAN	12	BAREA	10	JAMES	29	18,997
NOV 2	NEW YORK	L	106-118	2-2	0-5	2-7	SMITH	23	JORDAN	10	DONCIC/BAREA	6	TRIER	23	20,008
NOV 6	WASHINGTON	W	119-100	3-2	0-5	3-7	DONCIC	23	BARNES	13	BAREA	8	WALL	24	19,234
NOV 7	@ UTAH	L	102-117	3-2	0-6	3-8	DONCIC	24	JORDAN	12	MATTHEWS	4	MITCHELL	23	18,306
NOV 10	OKLAHOMA CITY	W	111- 96	4-2	0-6	4-8	DONCIC	22	JORDAN	9	DONCIC	8	GEORGE	20	19,818
NOV 12	@ CHICAGO	W	103- 98	4-2	1-6	5-8	BARNES	23	JORDAN	16	BAREA	5	LAVINE	26	19,012
NOV 14	UTAH	W	118- 68	5-2	1-6	6-8	BARNES	19	JORDAN	10	BAREA	5	RUBIO	11	19,371
NOV 17	GOLDEN STATE	W	112-109	6-2	1-6	7-8	DONCIC	24	JORDAN	10	SMITH	6	DURANT	32	20,260
NOV 19	@ MEMPHIS	L	88- 98	6-2	1-7	7-9	SMITH	19	JORDAN	20	SMITH	5	CONLEY	28	15,997
NOV 21	BROOKLYN	W	119-113	7-2	1-7	8-9	BARNES	28	JORDAN	14	BAREA	7	CRABBE	27	19,926
NOV 24	BOSTON	W	113-104	8-2	1-7	9-9	BAREA/BARNES	20	JORDAN	13	DONCIC/BAREA	8	TATUM	21	20,226
NOV 28	@ HOUSTON	W	128-108	8-2	2-7	10-9	HARRIS/DONCIC	20	JORDAN	7	BAREA	12	HARDEN	25	18,055
NOV 30	@ L.A. LAKERS	L	103-114	8-2	2-8	10-10	BARNES	29	JORDAN	12	DONCIC	5	JAMES	28	18,997
DEC 2	L.A. CLIPPERS	W	114-110	9-2	2-8	11-10	BARNES	30	JORDAN	23	SMITH	5	HARRELL	23	19,551
DEC 4	PORTLAND	W	111-102	10-2	2-8	12-10	DONCIC	21	JORDAN	16	SMITH	9	LILLARD	33	19,341
DEC 5	@ NEW ORLEANS	L	106-132	10-2	2-9	12-11	BARNES	16	POWELL	10	BRUNSON	7	DAVIS/RANDLE	27	14,810
DEC 8	HOUSTON	W	107-104	11-2	2-9	13-11	MATTHEWS	21	JORDAN	20	BAREA	4	HARDEN	35	20,254
DEC 10	ORLANDO	W	101- 76	12-2	2-9	14-11	BARNES	19	DONCIC	11	DONCIC	9	SIMMONS	18	19,334
DEC 12	ATLANTA	W	114-107	13-2	2-9	15-11	BARNES	25	JORDAN	11	DONCIC	6	YOUNG	24	19,643
DEC 13	@ PHOENIX	L	89- 99	13-2	2-10	15-12	BARNES	15	JORDAN	15	DONCIC	6	WARREN	30	13,265
DEC 16	SACRAMENTO	L	113-120	13-3	2-10	15-13	DONCIC	28	JORDAN	23	DONCIC	9	HIELD/FOX	28	19,935
DEC 18	@ DENVER	L	118-126	13-3	2-11	15-14	BARNES	30	JORDAN	12	DONCIC	12	JOKIC	32	15,764
DEC 20	@ L.A. CLIPPER	L	121-125	13-3	2-12	15-15	DONCIC	32	JORDAN	22	BAREA	8	GALLINARI	32	17,528
DEC 22	@ GOLDEN STATE	L	116-120	13-3	2-13	15-16	MATTHEWS	25	JORDAN	23	BAREA	6	DURANT	29	19,596
DEC 23	@ PORTLAND	L	118-121(OT)	13-3	2-14	15-17	BARNES	27	DONCIC	11	BAREA	8	LILLARD	33	19,707
DEC 26	NEW ORLEANS	W	122-119	14-3	2-14	16-17	DONCIC	21	JORDAN	12	DONCIC	10	DAVIS	32	20,340
DEC 28	@ NEW ORLEANS	L	112-114	14-3	2-15	16-18	DONCIC	34	JORDAN	15	KLEBER/BAREA	4	DAVIS	48	18,364
DEC 30	OKLAHOMA CITY	W	105-103	15-3	2-15	17-18	DONCIC	25	JORDAN	17	BAREA	10	GEORGE	36	20,380
DEC 31	@ OKLAHOMA CIT	L	102-122	15-3	2-16	17-19	BARNES	25	JORDAN	10	BAREA	8	WESTBROOK	32	18,203
JAN 2	@ CHARLOTTE	W	122- 84	15-3	3-16	18-19	SMITH/DONCIC	18	JORDAN	13	SMITH	7	WALKER	11	16,955
JAN 4	@ BOSTON	L	93-114	15-3	3-17	18-20	BARNES	20	JORDAN	15	DONCIC	4	BROWN	21	18,624
JAN 5	@ PHILADELPHIA	L	100-106	15-3	3-18	18-21	MATTHEWS	18	BRUNSON	11	BRUNSON	8	EMBIID	25	20,656
JAN 7	L.A. LAKERS	L	97-107	15-4	3-18	18-22	DONCIC	27	JORDAN	19	BAREA	3	B. INGRAM	29	20,354
JAN 9	PHOENIX	W	104- 94	16-4	3-18	19-22	DONCIC	30	KLEBER	9	MATTHEWS	5	WARREN	20	19,596
JAN 11	@ MINNESOTA	W	119-115	16-4	4-18	20-22	DONCIC	29	JORDAN	15	DONCIC	12	TOWNS	30	18,978
JAN 13	GOLDEN STATE	L	114-119	16-5	4-18	20-23	DONCIC	26	JORDAN	14	MATTHEWS	5	CURRY	48	20,340
JAN 16	SAN ANTONIO	L	101-105	16-6	4-18	20-24	DONCIC	25	JORDAN	9	DONCIC	8	BELINELLI	17	20,214
JAN 19	@ INDIANA	L	99-111	16-6	4-19	20-25	BARNES	20	JORDAN	16	DONCIC	6	EVANS	19	17,508
JAN 21	@ MILWAUKEE	L	106-116	16-6	4-20	20-26	DONCIC	18	JORDAN	15	DONCIC	10	ANTETOKOUNMPO	31	17,963
JAN 22	L.A. CLIPPERS	W	106- 98	17-6	4-20	21-26	BARNES	20	JORDAN	16	DONCIC	6	BEVERLEY	16	19,466
JAN 25	DETROIT	W	106-101	18-6	4-20	22-26	DONCIC	32	JORDAN	11	DONCIC	8	GRIFFIN	35	20,327
JAN 27	TORONTO	L	120-123	18-7	4-20	22-27	DONCIC	35	DONCIC	12	DONCIC	10	LEONARD	33	20,308
JAN 30	@ NEW YORK	W	114- 90	18-7	5-20	23-27	BARNES	19	SMITH	10	SMITH	15	KNOX	17	18,842
JAN 31	@ DETROIT	L	89- 93	18-7	5-21	23-28	BARNES	27	MEJRI	9	BRUNSON	6	GRIFFIN	24	14,075
FEB 2	@ CLEVELAND	W	111- 98	18-7	6-21	24-28	DONCIC	35	DONCIC	11	DONCIC	6	CLARKSON	19	19,432
FEB 6	CHARLOTTE	W	99- 93	19-7	6-21	25-28	DONCIC	19	POWELL	12	DONCIC	11	WALKER	30	19,606
FEB 8	MILWAUKEE	L	107-122	19-8	6-21	25-29	DONCIC	20	POWELL	8	BURKE	5	ANTETOKOUNMPO	29	20,420
FEB 10	PORTLAND	W	102-101	20-8	6-21	26-29	DONCIC	28	DONCIC	9	BRUNSON	7	LILLARD	30	20,340
FEB 11	@ HOUSTON	L	104-120	20-8	6-22	26-30	DONCIC	21	DONCIC	10	DONCIC	8	HARDEN	31	18,055
FEB 13	MIAMI	L	101-112	20-9	6-22	26-31	HARDAWAY	20	DONCIC	12	DONCIC	9	WADE	22	20,364
FEB 22	DENVER	L	104-114	20-10	6-22	26-32	BRUNSON	22	FINNEY-SMITH	9	HARRIS	5	JOKIC	19	20,382
FEB 23	@ UTAH	L	109-125	20-10	6-23	26-33	HARDAWAY	21	BURKE	7	POWELL	5	MITCHELL/RUBIO	25	18,306
FEB 25	@ L.A. CLIPPER	L	112-121	20-10	6-24	26-34	DONCIC	28	DONCIC	10	DONCIC	10	HARRELL	32	19,068
FEB 27	INDIANA	W	110-101	21-10	6-24	27-34	DONCIC	26	DONCIC	10	DONCIC	7	BOGDANOVIC	22	19,978
MAR 2	MEMPHIS	L	81-111	21-11	6-24	27-35	DONCIC	22	POWELL	8	POWELL	4	VALANCIUNAS	20	20,233
MAR 4	@ BROOKLYN	L	88-127	21-11	6-25	27-36	POWELL	20	DONCIC	6	POWELL	6	CARROLL	22	17,064
MAR 6	@ WASHINGTON	L	123-132	21-11	6-26	27-37	DONCIC	31	DONCIC	11	BRUNSON	8	BEAL	30	16,867
MAR 8	@ ORLANDO	L	106-111	21-11	6-27	27-38	DONCIC	24	DONCIC	8	BRUNSON	9	ROSS	22	19,196
MAR 10	HOUSTON	L	93- 94	21-12	6-27	27-39	DONCIC	19	DONCIC	15	DONCIC	9	GORDON	26	20,423
MAR 12	SAN ANTONIO	L	105-112	21-13	6-27	27-40	BRUNSON	34	FINNEY-SMITH	7	DONCIC	7	DEROZAN	33	20,366
MAR 14	@ DENVER	L	99-100	21-13	6-28	27-41	DONCIC	24	KLEBER/DONCIC	11	DONCIC	9	MILLSAP	33	19,520
MAR 16	CLEVELAND	W	121-116	22-13	6-28	28-41	HARDAWAY	22	KLEBER	12	HARRIS	9	SEXTON	28	20,347
MAR 18	NEW ORLEANS	L	125-129(OT)	22-14	6-28	28-42	DONCIC	29	DONCIC	13	DONCIC	10	RANDLE	30	20,276
MAR 20	@ PORTLAND	L	118-126	22-14	6-29	28-43	DONCIC	24	POWELL	9	DONCIC	6	LILLARD	33	19,803
MAR 21	@ SACRAMENTO	L	100-116	22-14	6-30	28-44	JACKSON	19	DONCIC	10	POWELL	5	HIELD	29	17,583
MAR 23	@ GOLDEN STATE	W	126- 91	22-14	7-30	29-44	DONCIC	23	DONCIC	11	DONCIC	10	DURANT	25	19,596
MAR 26	SACRAMENTO	L	121-125	22-15	7-30	29-45	DONCIC	28	POWELL	13	DONCIC	12	FOX	23	20,168
MAR 28	@ MIAMI	L	99-105	22-15	7-31	29-46	DONCIC	19	KLEBER	10	DONCIC	7	DRAGIC	23	19,851
MAR 31	@ OKLAHOMA CITY	W	106-103	22-15	8-31	30-46	BURKE	25	NOWITZKI	13	BURKE	8	GEORGE	27	18,203
APR 1	PHILADELPHIA	W	122-102	23-15	8-31	31-46	JACKSON	24	MEJRI	14	BRUNSON	7	REDICK	26	19,645
APR 3	MINNESOTA	L	108-110	23-16	8-31	31-47	DONCIC	27	DONCIC	12	DONCIC	6	TOWNS	28	19,576
APR 5	MEMPHIS	L	112-122	23-17	8-31	31-48	LEE	21	NOWITZKI	7	LEE	7	WRIGHT	26	20,111
APR 7	@ MEMPHIS	W	129-127(OT)	23-17	9-31	32-48	BURKE	24	FINNEY-SMITH	12	BRUNSON	10	HOLIDAY	30	16,744
APR 9	PHOENIX	W	120-109	24-17	9-31	33-48	NOWITZKI	30	DONCIC	16	DONCIC	11	CRAWFORD	51	21,041
APR 10	@ SAN ANTONIO	L	94-105	24-17	9-32	33-49	NOWITZKI	20	POWELL	11	BRUNSON	10	ALDRIDGE	34	18,629

2017-2018

BOTTOM ROW L-R AARON HARRISON, KYLE COLLINSWORTH, DORIAN FINNEY-SMITH, YOGI FERRELL, JOSE JUAN BAREA, DENNIS SMITH JR., SETH CURRY, WESLEY MATTHEWS MIDDLE ROW L-R NERLENS NOEL, JOHNATHAN MOTLEY, DWIGHT POWELL, SALAH MEJRI, DIRK NOWITZKI, DOUG MCDERMOTT, MAXI KLEBER, JALEN JONES, HARRISON BARNES TOP ROW L-R LARRY SHYATT, DARRELL ARMSTRONG, KALEB CANALES, MELVIN HUNT, RICK CARLISLE, JAMAHL MOSLEY, MIKE WEINAR, MIKE SHEDD

SEASON NOTEBOOK: The Dallas Mavericks finished 24-58 (.293) in 2017-18, missing the playoffs for the second straight year (after they reached the postseason 15 times in a 16-year span from 2001 to 2016). Dirk Nowitzki played in his 20th season with the Mavericks, joining Kobe Bryant (Lakers) as the sole members of the NBA's 20-year, only one team club. The 39-year-old German logged 1,900 minutes in 77 games (all starts) in 2017-18. He moved into third place on the NBA's all-time minutes played list (50,573) and fifth on the league's all-time games played list (1,471). Nowitzki became the sixth player in league history (first international player) to reach the 31,000-point plateau against Oklahoma City on 2/28/18. Rick Carlisle became the 18th coach in NBA history to reach 700 career victories with Dallas' 108-82 win over the L.A. Clippers on 12/2/17. Harrison Barnes averaged a team-high 18.9 points per game in 2017-18, leading Dallas in scoring for the second straight year (19.2 ppg in 2016-17). Dennis Smith Jr. had a fine rookie season, finishing second on the team in both scoring (15.2 ppg) and assists (5.2 apg) while earning NBA All-Rookie Second Team honors.

	G	GS	MIN	FG	FGA	PCT	3FG	3FGA	PCT	FT	FTA	PCT	OFF	DEF	TOT	AST	PF	DQ	STL	TO	BLK	PTS	AVG
Barnes	77	77	2635	537	1208	.445	119	333	.357	259	313	.827	77	391	468	152	94	0	49	118	14	1452	18.9
Smith	69	69	2049	404	1024	.395	106	339	.313	134	193	.694	50	210	260	358	152	1	71	194	18	1048	15.2
Matthews	63	63	2131	283	697	.406	153	402	.381	83	101	.822	28	170	198	172	140	1	76	83	16	802	12.7
Nowitzki	77	77	1900	346	758	.456	138	337	.409	97	108	.898	22	416	438	120	146	0	43	51	45	927	12.0
Barea	69	11	1603	303	690	.439	115	313	.367	80	102	.784	15	186	201	434	83	0	35	143	3	801	11.6
Ferrell	82	21	2281	311	730	.426	134	359	.373	82	103	.796	26	223	249	201	153	0	64	78	9	838	10.2
Motley	11	4	176	40	75	.533	1	6	.167	15	28	.536	14	35	49	7	18	0	3	9	2	96	8.7
Powell	79	24	1672	255	430	.593	28	84	.333	133	185	.719	135	309	444	91	186	1	67	59	32	671	8.5
Harris	44	1	807	118	284	.415	44	125	.352	93	112	.830	9	76	85	85	103	1	33	49	8	373	8.5
McDermott (TOT)	81	4	1768	237	508	.467	92	216	.426	64	81	.790	40	160	200	79	122	0	19	56	16	630	7.8
McDermott (DAL)	26	3	596	86	180	.478	39	79	.494	24	28	.857	7	59	66	29	49	0	9	22	4	235	9.0
Harrison	9	3	233	19	69	.275	9	43	.209	13	17	.765	4	20	24	11	27	0	9	3	2	60	6.7
Finney-Smith	21	13	448	46	121	.380	20	67	.299	11	15	.733	22	53	75	26	43	0	10	21	4	123	5.9
Warney	3	0	27	7	12	.583	0	0	---	3	5	.600	4	5	9	0	2	0	0	1	0	17	5.7
Kleber	72	35	1206	151	309	.489	40	128	.313	44	59	.746	71	163	234	51	114	0	26	30	47	386	5.4
Jones (TOT)	16	0	181	26	68	.382	10	26	.385	12	19	.632	13	25	38	4	22	0	5	7	1	74	4.6
Jones (DAL)	12	0	162	25	64	.391	9	25	.360	10	17	.588	13	22	35	4	20	0	5	7	1	69	5.8
Noel	30	6	472	55	105	.524	0	1	.000	21	28	.750	48	120	168	20	59	1	31	26	22	131	4.4
Mejri	61	1	729	88	137	.642	0	3	.000	38	66	.576	85	161	246	35	121	1	22	39	67	214	3.5
Collinsworth	32	2	480	38	99	.384	4	17	.235	21	40	.525	32	75	107	56	44	0	17	24	9	101	3.2
Clavell	7	0	64	6	18	.333	6	15	.400	2	2	1.000	1	6	7	3	8	0	2	2	0	20	2.9
Withey	10	0	39	6	16	.375	2	10	.200	1	2	.500	1	9	10	0	3	0	0	2	3	15	1.5
Hopson	1	0	8	0	1	.000	0	0	---	1	2	.500	0	0	0	1	0	0	0	1	0	1	1.0
Cleveland	13	0	81	4	14	.286	0	1	.000	2	4	.500	2	8	10	2	11	0	6	2	4	10	0.8
McRoberts	2	0	6	0	1	.000	0	1	.000	0	0	---	0	0	0	0	2	0	0	0	0	0	0.0
MAVERICKS	82	-	19805	3128	7042	.444	967	2688	.360	1167	1530	.763	666	2717	3383	1858	1578	6	578	1007	310	8390	102.3
OPPONENTS	82	-	19805	3219	6870	.469	874	2411	.363	1327	1754	.757	725	3027	3752	1929	1604	2	594	1126	369	8639	105.4

2017-18 SEASON STATISTICS & RESULTS

DATE	H-R	W-L	OPPONENT	SCORE DAL-OPP	HOME RECORD	ROAD RECORD	TOTAL RECORD	DALLAS HI SCORER	PT	DALLAS HI REBR	RB	DALLAS HI ASSISTS	AST	OPPONENT HI SCORER	PT	ATTEND
OCT 18	H	L	ATLANTA	111-117	0-1	0-0	0-1	NOEL/SMITH	16	NOEL	11	SMITH	10	SCHRODER	28	19,709
OCT 20	H	L	SACRAMENTO	88- 93	0-2	0-0	0-2	BARNES	24	NOWITZKI	9	BAREA	10	HILL	21	19,273
OCT 21	R	L	HOUSTON	91-107	0-2	0-1	0-3	BAREA/FERRELL	19	NOWITZKI	5	FERRELL	6	HARDEN	29	18,055
OCT 23	H	L	GOLDEN STATE	103-133	0-3	0-1	0-4	MATTHEWS	19	NOEL	7	BAREA	8	CURRY	29	19,875
OCT 25	H	W	MEMPHIS	103- 94	1-3	0-1	1-4	SMITH	19	BARNES	6	SMITH	5	GASOL	26	19,674
OCT 26	R	L	MEMPHIS	91- 96	1-3	0-2	1-5	BARNES	22	BARNES	11	SMITH	9	GASOL	25	15,839
OCT 28	H	L	PHILADELPHIA	110-112	1-4	0-2	1-6	BARNES	25	MATTHEWS	6	SMITH	8	SIMMONS	23	19,567
OCT 30	R	L	UTAH	89-104	1-4	0-3	1-7	NOWITZKI	18	POWELL	10	HARRIS	6	HOOD	25	16,221
NOV 1	R	L	L.A. CLIPPER	98-119	1-4	0-4	1-8	SMITH	18	NOWITZKI	8	MATTHEWS	4	GRIFFIN	20	13,487
NOV 3	H	L	NEW ORLEANS	94- 99	1-5	0-4	1-9	BARNES	26	MEJRI	13	BAREA	5	DAVIS	30	19,894
NOV 4	R	L	MINNESOTA	99-112	1-5	0-5	1-10	SMITH	18	SMITH	5	BAREA	6	TOWNS	31	16,837
NOV 7	R	W	WASHINGTON	113- 99	1-5	1-5	2-10	BARNES	31	MEJRI	12	SMITH	8	BEAL/WALL	23	14,505
NOV 11	H	L	CLEVELAND	104-111	1-6	1-5	2-11	BARNES	23	BARNES	12	SMITH	7	LOVE	29	20,378
NOV 12	R	L	OKLA CITY	99-112	1-6	1-6	2-12	BARNES	22	BARNES	13	MATTHEWS	4	GEORGE	37	18,203
NOV 14	H	L	SAN ANTONIO	91- 97	1-7	1-6	2-13	SMITH	27	BARNES	8	NOWITZKI	6	ALDRIDGE	32	19,535
NOV 17	H	L	MINNESOTA	87-111	1-8	1-6	2-14	BARNES	18	NOWITZKI	7	BAREA	4	BUTLER	21	19,459
NOV 18	H	W	MILWAUKEE	111- 79	2-8	1-6	3-14	MATTHEWS	22	POWELL	13	MATTHEWS	8	ANTETOKOUM	24	19,949
NOV 20	H	L	BOSTON	102-110(OT)	2-9	1-6	3-15	BARNES	31	NOWITZKI	12	BAREA/SMITH	4	IRVING	47	20,302
NOV 22	R	W	MEMPHIS	95- 94	2-9	2-6	4-15	BARNES	22	BARNES	9	BAREA	11	EVANS	18	16,101
NOV 25	H	W	OKLA CITY	97- 81	3-9	2-6	5-15	NOWITZKI	19	BARNES	12	BAREA	6	WESTBROOK	28	20,340
NOV 27	R	L	SAN ANTONIO	108-115	3-9	2-7	5-16	MATWS/SMITH	19	BARNES	8	BAREA	6	ALDRIDGE	33	17,918
NOV 29	H	L	BROOKLYN	104-109	3-10	2-7	5-17	BARNES	17	BARNES	8	BAREA/BARNES	6	CARROLL	22	19,327
DEC 2	H	W	L.A. CLIPPERS	108- 82	4-10	2-7	6-17	BAREA	21	BARNES	10	BAREA	10	L. WILLIAMS	18	19,245
DEC 4	H	W	DENVER	122-105	5-10	2-7	7-17	BARNES	22	BARNES	10	BAREA	9	BARTON	23	19,419
DEC 6	R	L	BOSTON	90- 97	5-10	2-8	7-18	BARNES	19	POWELL	7	BAREA	6	IRVING	23	18,624
DEC 8	R	L	MILWAUKEE	102-109	5-10	2-9	7-19	MATTHEWS	29	BARNES	8	BAREA	6	MIDDLETON	31	15,889
DEC 10	R	L	MINNESOTA	92- 97	5-10	2-10	7-20	BARNES	19	POWELL	6	FERRELL	7	TOWNS	28	13,094
DEC 12	H	W	SAN ANTONIO	95- 89	6-10	2-10	8-20	BARNES	17	POWELL	12	BAREA	6	ALDRIDGE	23	19,874
DEC 14	R	L	GOLDEN STATE	97-112	6-10	2-11	8-21	NOWITZKI	18	NOWITZKI	9	BAREA/HARRIS	6	DURANT	36	19,596
DEC 16	R	L	SAN ANTONIO	96- 98	6-10	2-12	8-22	KLEBER	21	FERRELL	11	BAREA	6	ALDRIDGE	22	18,418
DEC 18	H	L	PHOENIX	91- 97	6-11	2-12	8-23	BARNES	26	KLEBER	8	BAREA	6	WARREN	19	19,245
DEC 20	H	W	DETROIT	110- 93	7-11	2-12	9-23	BARNES	25	BARNES	7	BAREA	7	TOLLIVER	18	19,580
DEC 22	R	L	MIAMI	101-113	7-11	2-13	9-24	FERRELL	23	MEJRI	5	BAREA	8	ELLINGTON	28	19,600
DEC 23	R	L	ATLANTA	107-112	7-11	2-14	9-25	BARNES	22	NOWITZKI	6	BAREA	12	SCHRODER	33	13,402
DEC 26	H	W	TORONTO	98- 93	8-11	2-14	10-25	BAREA	20	BARNES	10	BAREA/SMITH	4	LOWRY	23	20,005
DEC 27	R	W	INDIANA	98- 94	8-11	3-14	11-25	NOWITZKI	15	NOWITZKI	7	BAREA	7	STEPHENSON	16	17,923
DEC 29	R	W	NEW ORLEANS	128-120	8-11	4-14	12-25	SMITH	21	NOWITZKI	12	SMITH	10	DAVIS	33	16,878
DEC 31	R	W	OKLA CITU	116-113	8-11	5-14	13-25	BARNES	24	BAREA	7	BAREA	11	WESTBROOK	38	18,203
JAN 3	H	L	GOLDEN STATE	122-125	8-12	5-14	13-26	MATTHEWS	22	POWL/NOWITZ	8	SMITH	8	CURRY	32	20,212
JAN 5	H	L	CHICAGO	124-127	8-13	5-14	13-27	MATTHEWS	24	BARNES	7	BAREA	9	DUNN	32	20,073
JAN 7	H	L	NEW YORK	96-100	8-14	5-14	13-28	BARNES	25	MEJRI/BARNES	7	HARRIS	6	PORZINGIS	29	20,171
JAN 9	H	W	ORLANDO	114- 99	9-14	5-14	14-28	NOWITZ/SMITH	20	FERRELL	8	BAREA	12	GORDON	19	19,306
JAN 10	R	W	CHARLOTTE	115-111	9-14	6-14	15-28	BARNES	25	BARNES	11	SMITH	6	WALKER	41	14,462
JAN 13	H	L	L.A. LAKERS	101-107(OT)	9-15	6-14	15-29	SMITH	23	FERRELL	10	MATTHEWS	4	RANDLE	23	20,209
JAN 16	R	L	DENVER	102-105	9-15	6-15	15-30	SMITH	25	POWELL	7	FERRELL	7	JOKIC	29	14,097
JAN 20	R	L	PORTLAND	108-117	9-15	6-16	15-31	MATTHEWS	23	BARNES	10	BAREA/SMITH	6	LILLARD	31	19,464
JAN 22	H	W	WASHINGTON	98- 75	10-15	6-16	16-31	BARNES	20	BARNES	10	SMITH	6	BEAL	18	19,328
JAN 24	H	L	HOUSTON	97-104	10-16	6-16	16-32	MATTHEWS	29	MEJRI	10	SMITH	6	HARDEN	25	19,378
JAN 26	H	L	PORTLAND	93-107	10-17	6-16	16-33	BARNES	21	BARNES	7	SMITH	7	LILLARD	29	19,876
JAN 27	R	L	DENVER	89- 91	10-17	6-17	16-34	BARNES	22	TIED WITH	6	SMITH	6	G. HARRIS	24	19,520
JAN 29	H	L	MIAMI	88- 95	10-18	6-17	16-35	BARNES	20	POWELL	10	SMITH	10	WHITESIDE	25	19,555
JAN 31	R	L	PHOENIX	88-102	10-18	6-18	16-36	SMITH	17	NOWITZKI	10	SMITH	6	JACKSON	21	15,923
FEB 3	R	W	SACRAMENTO	106- 99	10-18	7-18	17-36	BARNES	18	POWELL	9	BAREA	11	FOX/TEMPLE	15	17,583
FEB 5	R	L	L.A. CLIPPERS	101-104	10-18	7-19	17-37	MATTHEWS	23	POWELL	10	BAREA/SMITH	5	GALLINARI	28	15,127
FEB 8	R	L	GOLDEN STATE	103-121	10-18	7-20	17-38	SMITH	22	NOWITZKI	11	BAREA	8	DURANT	24	19,596
FEB 10	H	W	L.A. LAKERS	130-123	11-18	7-20	18-38	NOWITZKI	22	POWELL	7	BAREA	9	RANDLE	26	20,162
FEB 11	R	L	HOUSTON	97-104	11-18	7-21	18-39	FERRELL	20	POWELL	12	SMITH	11	HARDEN	27	18,055
FEB 13	H	L	SACRAMENTO	109-114	11-19	7-21	18-40	BAREA	19	NOWITZKI	6	BAREA	13	RANDOLPH	22	19,801
FEB 23	R	L	L.A. LAKERS	102-124	11-19	7-22	18-41	MATWS/BARNES	19	BARNES	7	BAREA	6	RANDLE	18	18,997
FEB 24	R	L	UTAH	90- 97	11-19	7-23	18-42	BAREA	17	NOWITZKI	10	BAREA	12	MITCHELL	25	18,306
FEB 26	H	W	INDIANA	109-103	12-19	7-23	19-42	BARNES	21	POWELL	14	BAREA	9	TURNER	24	19,536
FEB 28	H	L	OKLAH CITY	110-111(OT)	12-20	7-23	19-43	BARNES	26	POWELL	8	BAREA	7	WESTBROOK	30	20,202
MAR 2	R	L	CHICAGO	100-108	12-20	7-24	19-44	BARNES	26	POWELL	11	MATTHEWS	4	PORTIS	22	21,017
MAR 4	H	L	NEW ORLEANS	109-126	12-21	7-24	19-45	SMITH/NOWITZ	23	POWELL	11	SMITH	8	HOLIDAY	30	19,798
MAR 6	H	W	DENVER	118-107	13-21	7-24	20-45	FERRELL	24	NOEL	14	SMITH	11	CHANDLER	21	19,504
MAR 10	H	W	MEMPHIS	114- 80	14-21	7-24	21-45	BARNES	25	POWELL	10	FERRELL	6	D. BROOKS	17	19,579
MAR 11	H	L	HOUSTON	82-105	14-22	7-24	21-46	POWELL	20	COLLINSWORTH	10	BAREA	13	GORDON	26	20,394
MAR 13	R	W	NEW YORK	110- 97	14-22	8-24	22-46	BARNES	30	FINNEY-SMITH	9	BAREA	7	BEASLEY	21	18,597
MAR 16	R	L	TORONTO	115-122(OT)	14-22	8-25	22-47	BARNES	27	POWELL	8	BAREA	6	DEROZAN	29	19,800
MAR 17	R	L	BROOKLYN	106-114	14-22	8-26	22-48	SMITH	21	JONES/NOWITZ	7	FERRELL	12	HOLLIS-JEFF	21	13,877
MAR 20	R	L	NEW ORLEANS	105-115	14-22	8-27	22-49	NOWITZKI	19	FINNEY-SMITH	6	BAREA	8	DAVIS	37	14,484
MAR 22	H	L	UTAH	112-119	14-23	8-27	22-50	BAREA	23	MEJRI	5	BAREA	8	MITCHELL	26	19,725
MAR 24	H	L	CHARLOTTE	98-102	14-24	8-27	22-51	SMITH	21	NOEL	12	SMITH	6	WALKER	24	20,085
MAR 27	R	W	SACRAMENTO	103- 97	14-24	9-27	23-51	BARNES	20	KLEBER	9	BARNES/SMITH	6	LABISSIERE	19	17,583
MAR 28	R	L	L.A. LAKERS	93-103	14-24	9-28	23-52	BARNES	17	NOWITZKI	7	SMITH	8	LOPEZ	22	18,997
MAR 30	H	L	MINNESOTA	92- 93	14-25	9-28	23-53	BARNES	19	NOEL	12	SMITH	7	CRAWFORD	24	20,244
APR 1	R	L	CLEVELAND	87- 98	14-25	9-29	23-54	BARNES	30	NOWITZKI	7	SMITH	6	JAMES	16	20,562
APR 3	H	W	PORTLAND	115-109	15-25	9-29	24-54	SMITH	18	KLEBER/SMITH	8	SMITH	8	LILLARD	29	19,624
APR 4	R	L	ORLANDO	100-105	15-25	9-30	24-55	JONES	16	COLLINSWORTH	9	FERRELL	7	GORDON	20	18,112
APR 6	R	L	DETROIT	106-113(OT)	15-25	9-31	24-56	MOTLEY	26	MOTLEY	12	SMITH	8	JACKSON	24	18,768
APR 8	R	L	PHILADELPHIA	97-109	15-25	9-32	24-57	BARNES	21	KLEBER/POWELL	10	SMITH	11	REDICK	18	20,846
APR 10	H	L	PHOENIX	97-124	15-26	9-32	24-58	MOTLEY	21	COLLINSWORTH	11	COLLINSWORTH	8	PETERS	36	20,041

2016-2017

BOTTOM ROW L-R HARRISON BARNES, DEVIN HARRIS, JOSE JUAN BAREA, WESLEY MATTHEWS, SETH CURRY, YOGI FERRELL. MIDDLE ROW L-R NICOLAS BRUSSINO, DWIGHT POWELL, A.J. HAMMONS, DIRK NOWITZKI, SALAH MEJRI, NERLENS NOEL, DORIAN FINNEY-SMITH, JARROD UTHOFF. TOP ROW L-R DARRELL ARMSTRONG, MELVIN HUNT, LARRY SHYATT, RICK CARLISLE, KALEB CANALES, JAMAHL MOSLEY.

SEASON NOTEBOOK: The The Dallas Mavericks finished 33-49 (.402) in 2016-17, snapping a streak of 16 straight seasons with at least a .500 record. Health played a big part, with injuries costing the team 163 "man games lost" on the year. Eleven undrafted players appeared in at least one game for Dallas in 2016-17 – a then franchise record. The team even started four undrafted players (Dorian Finney-Smith, Wesley Matthews, Seth Curry and Salah Mejri) in a game for the first time ever against San Antonio on 11/21/16. Dirk Nowitzki achieved yet another huge milestone in 2016-17, becoming the sixth player in NBA history and the first international player to reach the 30,000-point plateau with a 15-foot baseline jumper over Larry Nance Jr. at the 10:58 mark of the second quarter against the L.A. Lakers on 3/7/17. Rick Carlisle also became the first coach in Mavericks history to reach 400 wins with the franchise with a 108-104 victory at Portland on 2/3/17. Harrison Barnes enjoyed a breakout season in his first year with the Mavericks, averaging a career-high (team-high) 19.2 points per game.

	G	GS	MIN	FG	FGA	PCT	3FG	3FGA	PCT	FT	FTA	PCT	OFF	DEF	TOT	AST	PF	DQ	STL	TO	BLK	PTS	AVG
Barnes	79	79	2804	599	1280	.468	78	222	.351	242	281	.861	93	301	394	116	128	0	65	102	15	1518	19.2
Nowitzki	54	54	1424	296	678	.437	79	209	.378	98	112	.875	23	330	353	82	113	0	30	51	38	769	14.2
Matthews	73	73	2495	333	847	.393	174	479	.363	146	179	.816	18	241	259	210	161	1	77	102	15	986	13.5
Williams	40	40	1171	195	453	.430	63	181	.348	69	84	.821	13	89	102	274	96	1	25	98	2	522	13.1
Curry	70	42	2029	338	703	.481	137	322	.425	85	100	.850	25	154	179	189	126	1	79	92	7	898	12.8
Barea	35	6	771	142	343	.414	53	148	.358	44	51	.863	9	75	84	193	30	0	14	63	1	381	10.9
Ferrell (TOT)	46	29	1197	160	394	.406	68	176	.386	74	89	.831	20	91	111	172	90	0	42	70	9	462	10.0
Ferrell (DAL)	36	29	1046	142	345	.412	60	149	.403	64	73	.877	16	83	99	155	79	0	40	56	7	408	11.3
Noel (TOT)	51	19	1047	184	309	.595	0	1	.000	77	111	.694	93	201	294	50	126	0	65	51	50	445	8.7
Noel (DAL)	22	12	483	77	134	.575	0	0	---	34	48	.708	47	103	150	20	55	0	22	22	24	188	8.5
D. Harris	65	0	1087	136	341	.399	58	177	.328	107	129	.829	11	116	127	136	101	0	43	57	7	437	6.7
Powell	77	3	1333	194	377	.515	21	74	.284	107	141	.759	93	213	306	49	135	1	61	34	39	516	6.7
Anderson	51	2	710	111	277	.401	37	122	.303	70	88	.795	39	110	149	32	64	0	28	40	16	329	6.5
Gibson	17	0	231	35	95	.368	15	45	.333	21	29	.724	1	21	22	26	21	0	8	21	0	106	6.2
Cook	5	0	77	11	25	.440	5	14	.357	0	2	.000	0	3	3	12	6	0	1	8	0	27	5.4
Uthoff	9	0	115	16	38	.421	3	9	.333	5	7	.714	8	14	22	9	8	0	2	3	4	40	4.4
Finney-Smith	81	35	1642	124	333	.372	56	191	.293	46	61	.754	55	167	222	67	125	0	52	45	25	350	4.3
Jackson	9	1	84	13	39	.333	3	11	.273	6	7	.857	1	8	9	19	5	0	2	3	0	35	3.9
Bogut	26	21	582	38	81	.469	0	1	.000	3	11	.273	56	162	218	49	84	2	13	43	25	79	3.0
Mejri	73	11	905	88	137	.642	1	3	.333	36	61	.590	97	211	308	14	152	1	32	40	61	213	2.9
Brussino	54	2	521	52	141	.369	29	95	.305	17	22	.773	26	69	95	47	43	1	17	26	8	150	2.8
Liggins (TOT)	62	19	777	55	142	.387	17	46	.370	25	40	.625	20	88	108	54	81	0	47	42	14	152	2.5
Liggins (DAL)	1	0	25	3	6	.500	0	1	.000	2	3	.667	3	4	7	0	3	0	2	0	0	8	8.0
Hammons	22	0	163	17	42	.405	5	10	.500	9	20	.450	8	28	36	4	21	0	1	10	13	48	2.2
Acy	6	0	48	5	17	.294	1	7	.143	2	3	.667	2	6	8	0	9	0	0	2	0	13	2.2
M. Harris	4	0	25	3	15	.200	0	2	.000	2	4	.500	3	6	9	2	1	0	0	2	0	8	2.0
Bentil	3	0	10	0	3	.000	0	1	.000	0	0	---	0	2	2	0	1	0	0	1	0	0	0.0
MAVERICKS	82	-	19780	2968	6750	.440	878	2473	.355	1215	1516	.801	647	2516	3163	1705	1567	8	614	972	307	8029	97.9
OPPONENTS	82	-	19780	3035	6477	.469	788	2074	.380	1411	1827	.772	727	2923	3650	1743	1591	6	535	1225	280	8269	100.8

2016-17 SEASON STATISTICS & RESULTS

DATE	H-R	W-L	OPPONENT	SCORE DAL-OPP	HOME RECORD	ROAD RECORD	TOTAL RECORD	DALLAS HI SCORER	PT	DALLAS HI REBR	RB	DALLAS HI ASSISTS	AST	OPPONENT HI SCORER	PT	ATTEND
OCT 26	R	L	INDIANA	121-130(OT)	0-0	0-1	0-1	WILLIAMS	25	BARNES	9	WILLIAMS	7	TURNER	30	17,923
OCT 28	H	L	HOUSTON	98-106	0-1	0-1	0-2	BARNES	31	BOGUT	12	BAREA	5	ARIZA	27	20,163
OCT 30	R	L	HOUSTON	92- 93	0-1	0-2	0-3	MATTHEWS	25	BOGUT	15	BAREA	5	HARDEN	28	18,055
NOV 2	R	L	UTAH	81- 97	0-1	0-3	0-4	BARNES	14	BOGUT	9	WILLIAMS	9	HILL	25	19,318
NOV 4	H	L	PORTLAND	95-105	0-2	0-3	0-5	BAREA	23	BARNES	10	WILLIAMS/BAREA	6	LILLARD	42	19,475
NOV 6	H	W	MILWAUKEE	86- 75(OT)	1-2	0-3	1-5	BARNES	34	BOGUT	16	BAREA	5	PARKER	16	19,345
NOV 8	R	W	L.A. LAKERS	109- 97	1-2	1-3	2-5	BARNES	31	BOGUT	9	BAREA	8	CLARKSON	22	18,997
NOV 9	R	L	GOLDEN STATE	95-116	1-2	1-4	2-6	BARNES	25	POWELL	9	CURRY	9	DURANT	28	19,596
NOV 14	R	L	NEW YORK	77- 93	1-2	1-5	2-7	BARNES	20	BOGUT	9	BAREA	4	PORZINGIS	24	19,812
NOV 16	R	L	BOSTON	83- 90	1-2	1-6	2-8	BARNES	28	POWELL	8	BAREA	6	THOMAS	30	18,624
NOV 18	H	L	MEMPHIS	64- 80	1-3	1-6	2-9	BARNES	15	BOGUT	10	GIBSON	3	PARSONS	12	19,715
NOV 19	R	L	ORLANDO	87- 95	1-3	1-7	2-10	GIBSON	26	BOGUT	8	CURRY	4	AUGUSTIN	18	18,846
NOV 21	R	L	SAN ANTONIO	91- 96	1-3	1-8	2-11	CURRY	23	MEJRI	11	CURRY	4	LEONARD	24	18,418
NOV 23	H	L	L.A. CLIPPERS	104-124	1-4	1-8	2-12	BARNES	22	BOGUT	12	BOGUT	6	RIVERS	22	20,042
NOV 25	R	L	CLEVELAND	90-128	1-4	1-9	2-13	NOWITZKI	15	BOGUT	11	BRUSSINO	5	LOVE	27	20,562
NOV 27	H	W	NEW ORLEANS	91- 81	2-4	1-9	3-13	BARNES	23	BOGUT	14	WILLIAMS/BARNES	4	DAVIS	36	19,302
NOV 30	H	L	SAN ANTONIO	87- 94	2-5	1-9	3-14	MATTHEWS	26	BOGUT	12	WILLIAMS	5	MILLS	23	19,245
DEC 1	R	L	CHARLOTTE	87- 97	2-5	1-10	3-15	BARNES	17	MEJRI	11	WILLIAMS	9	WALKER	18	14,471
DEC 3	H	W	CHICAGO	107- 82	3-5	1-10	4-15	MATTHEWS	26	BOGUT	11	WILLIAMS	15	BUTLER	26	19,857
DEC 5	H	L	CHARLOTTE	101-109	3-6	1-10	4-16	BARNES	29	POWELL/BARNES	7	WILLIAMS	13	WALKER	19	19,228
DEC 7	H	L	SACRAMENTO	89-120	3-7	1-10	4-17	WILLIAMS	20	MEJRI	7	WILLIAMS	6	COUSINS	24	19,711
DEC 9	H	W	INDIANA	111-103	4-7	1-10	5-17	MATTHEWS	26	FINNEY-SMITH	8	CURRY/WILLIIAMS	6	GEORGE	22	19,486
DEC 10	R	L	HOUSTON	87-109	4-7	1-11	5-18	MATTHEWS	26	POWELL	6	WILLIAMS	6	GORDON	18	15,761
DEC 12	H	W	DENVER	112- 92	5-7	1-11	6-18	MATTHEWS	25	FINNEY-SMITH	9	WILLIAMS	8	JOKIC	27	19,425
DEC 14	H	L	DETROIT	85- 95	5-8	1-11	6-19	BARNES	19	MEJRI	8	WILLIAMS	5	JACKSON	20	19,687
DEC 16	R	L	UTAH	100-103	5-8	1-12	6-20	BARNES	21	MEJRI/CURRY	5	WILLIAMS	7	GOBERT	16	18,721
DEC 18	H	W	SACRAMENTO	99- 79	6-8	1-12	7-20	FINNEY-SMITH	17	BARNES	9	WILLIAMS	7	COUSINS	33	19,504
DEC 19	R	L	DENVER	107-117	6-8	1-13	7-21	WILLIAMS	23	POWELL	8	WILLIAMS	8	JOKIC	27	12,581
DEC 21	R	W	PORTLAND	96- 95	6-8	2-13	8-21	BARNES	28	POWELL	8	WILLIAMS	5	LILLARD	29	19,393
DEC 23	R	W	L.A. CLIPPER	90- 88	6-8	3-13	9-21	BARNES	24	MEJRI	8	WILLIAMS	9	CRAWFORD	26	19,060
DEC 26	R	L	NEW ORLEANS	104-111	6-8	3-14	9-22	WILLIAMS	24	BARNES	7	WILLIAMS	9	DAVIS	28	15,764
DEC 27	H	L	HOUSTON	107-123	6-9	3-14	9-23	BARNES	21	ANDERSON	8	WILLIAMS	6	HARDEN	34	20,425
DEC 29	R	W	L.A. LAKERS	101- 89	6-9	4-14	10-23	MATTHEWS	20	BARNES	9	WILLIAMS	11	RANDLE	18	18,997
DEC 30	R	L	GOLDEN STATE	99-108	6-9	4-15	10-24	BARNES	25	POWELL	13	JACKSON/CURRY	5	THOMPSON	29	19,596
JAN 3	H	W	WASHINGTON	113-105	7-9	4-15	11-24	BARNES	26	NOWITZKI	9	WILLIAMS	6	WALL	27	19,318
JAN 5	H	L	PHOENIX	95-102	7-10	4-15	11-25	WILLIAMS	20	NOWITZKI	7	WILLIAMS	6	BLEDSOE	26	19,570
JAN 7	H	L	ATLANTA	82- 97	7-11	4-15	11-26	BARNES	21	BOGUT	11	BAREA	7	HARDAWAY	22	19,655
JAN 9	R	L	MINNESOTA	92-101	7-11	4-16	11-27	BARNES	30	NOWITZKI	5	WILLIAMS	7	TOWNS	34	9,625
JAN 12	R	W	PHOENIX	113-108	7-11	5-16	12-27	WILLIAMS	23	MEJRI	7	WILLIAMS	12	BOOKER	39	19,874
JAN 15	H	W	MINNESOTA	98- 87	8-11	5-16	13-27	MATTHEWS	19	MEJRI	8	WILLIAMS	10	DIENG	21	19,655
JAN 17	R	W	CHICAGO	99- 98	8-11	6-16	14-27	BARNES	20	NOWITZKI	10	WILLIAMS	9	BUTLER	24	21,294
JAN 19	R	L	MIAMI	95- 99	8-11	6-17	14-28	NOWITZKI	19	BARNES	7	WILLIAMS	9	DRAGIC	32	19,600
JAN 20	H	L	UTAH	107-112(OT)	8-12	6-17	14-29	BARNES	19	NOWITZKI	10	WILLIAMS	8	GOBERT	27	19,421
JAN 22	H	W	L.A. LAKERS	122- 73	9-12	6-17	15-29	ANDERSON	19	FINNEY-SMITH	7	WILLIAMS	8	WILLIAMS	15	19,484
JAN 25	H	W	NEW YORK	103- 95	10-12	6-17	16-29	BARNES	23	FINNEY-SMITH	5	WILLIAMS	7	ANTHONY	30	19,750
JAN 26	R	L	OKLA CITY	98-109	10-12	6-18	16-30	BARNES	31	MEJRI/BRUSSINO	6	JACKSON	4	WESTBROOK	45	18,203
JAN 29	R	W	SAN ANTONIO	105-101	10-12	7-18	17-30	CURRY	24	NOWITZKI/CURRY	10	FERRELL	7	LEONARD	24	18,418
JAN 30	H	W	CLEVELAND	104- 97	11-12	7-18	18-30	BARNES	24	BARNES	9	D. HARRIS	5	JAMES	23	20,202
FEB 1	H	W	PHILADELPHIA	113- 95	12-12	7-18	19-30	CURRY	22	MEJRI	17	CURRY	6	OKAFOR	16	19,263
FEB 3	R	W	PORTLAND	108-104	12-12	8-18	20-30	FERRELL	32	BARNES	7	FERRELL	5	MCCOLLUM	28	19,393
FEB 6	R	L	DENVER	87-110	12-12	8-19	20-31	CURRY	15	MATTHEWS	7	MATTHEWS	8	BARTON	31	13,047
FEB 7	H	L	PORTLAND	113-114	12-13	8-19	20-32	BARNES	26	D. HARRIS	7	MATTHEWS	5	MCCOLLUM	32	19,326
FEB 9	H	W	UTAH	112-105(OT)	13-13	8-19	21-32	BARNES	31	NOWITZKI	7	MATTHEWS	5	HAYWARD	36	19,883
FEB 11	H	W	ORLANDO	112- 80	14-13	8-19	22-32	MATTHEWS	20	MEJRI	15	MATTHEWS	6	BIYOMBO	15	20,052
FEB 13	H	L	BOSTON	98-111	14-14	8-19	22-33	FERRELL	20	MEJRI	10	CURRY	5	THOMAS	29	20,159
FEB 15	R	L	DETROIT	91- 98	14-14	8-20	22-34	NOWITZKI	24	NOWITZKI	10	WILLIAMS	6	JACKSON	22	13,549
FEB 24	R	L	MINNESOTA	84- 97	14-14	8-21	22-35	CURRY	31	NOWITZKI/MEJRI	7	FERRELL	4	WIGGINS	27	15,948
FEB 25	H	W	NEW ORLEANS	96- 83	15-14	8-21	23-35	BARNES	19	NOEL	10	CURRY	8	DAVIS	39	20,411
FEB 27	H	W	MIAMI	96- 89	16-14	8-21	24-35	CURRY	29	NOWITZKI	12	FERRELL	5	DRAGIC	24	19,539
MAR 1	R	L	ATLANTA	95-100	16-14	8-22	24-36	BARNES	25	NOWITZKI	10	FERRELL	9	MILLSAP	18	12,483
MAR 3	H	W	MEMPHIS	104-100	17-14	8-22	25-36	CURRY	24	NOEL	17	D. HARRIS	6	CONLEY	30	19,480
MAR 5	H	W	OKLA CITY	104- 89	18-14	8-22	26-36	CURRY	22	NOWITZKI	13	D. HARRIS	7	WESTBROOK	29	20,232
MAR 7	H	W	L.A. LAKERS	122-111	19-14	8-22	27-36	NOWITZKI	25	NOEL	13	FERRELL	7	RUSSELL	22	20,484
MAR 10	H	W	BROOKLYN	105- 96	20-14	8-22	28-36	BARNES	21	MEJRI	9	CURRY	4	WHITEHEAD	24	20,022
MAR 11	H	L	PHOENIX	98-100	20-15	8-22	28-37	NOWITZKI/BARNES	23	NOWITZKI	11	BAREA	4	BOOKER	36	20,324
MAR 13	R	L	TORONTO	78-100	20-15	8-23	28-38	BARNES	18	POWELL	10	BAREA	7	DEROZAN	25	19,800
MAR 15	R	W	WASHINGTON	112-107	20-15	9-23	29-38	BARNES	22	BARNES	9	BAREA	13	WALL	26	17,844
MAR 17	R	L	PHILADELPHIA	74-116	20-15	9-24	29-39	POWELL	14	M. HARRIS	6	BAREA	4	ANDERSON	19	17,642
MAR 19	R	W	BROOKLYN	111-104	20-15	10-24	30-39	NOWITZKI	23	NOWITZKI	9	BAREA	7	LOPEZ	27	14,045
MAR 21	H	L	GOLDEN STATE	87-112	20-16	10-24	30-40	NOWITZKI	16	NOWITZKI	9	BAREA	6	THOMPSON	23	20,453
MAR 23	H	W	L.A. CLIPPERS	97- 95	21-16	10-24	31-40	CURRY	23	NOEL	12	MATTHEWS	6	GRIFFIN	21	19,703
MAR 25	H	L	TORONTO	86- 94	21-17	10-24	31-41	BARNES	23	NOEL	8	MATTHEWS	5	DEROZAN/IBAKA	18	19,934
MAR 27	H	L	OKLA CITY	91- 92	21-18	10-24	31-42	NOEL	15	NOWITZKI/NOEL	8	BAREA	8	WESTBROOK	37	19,970
MAR 29	A	L	NEW ORLEANS	118-121	21-18	10-25	31-43	NOWITZKI	23	BARNES	8	BAREA	11	DAVIS	30	16,000
MAR 31	A	L	MEMPHIS	90- 99	21-18	10-26	31-44	BAREA	13	NOWITZKI	12	MATTHEWS	7	CONLEY	28	17,317
APR 2	A	W	MILWAUKEE	109-105	21-18	11-26	32-44	BARNES	31	NOWITZKI	5	BAREA	6	ANTETOKOUNMPO	31	18,717
APR 4	A	L	SACRAMENTO	87- 98	21-18	11-27	32-45	BRUSSINO	13	NOEL	10	FERRELL/BRUSSINO	5	MCLEMORE	22	17,608
APR 5	A	L	L.A. CLIPPER	101-112	21-18	11-28	32-46	BARNES	15	MEJRI	9	MATTHEWS	6	GRIFFIN	32	19,060
APR 7	H	L	SAN ANTONIO	89-102	21-19	11-28	32-47	POWELL	12	NOEL	9	BAREA	8	FORBES	27	20,133
APR 9	A	L	PHOENIX	111-124	21-19	11-29	32-48	POWELL/FERRELL	21	FINNEY-SMITH	11	BRUSSINO	5	WARREN/BOOKER	21	18,055
APR 11	H	L	DENVER	91-109	21-20	11-29	32-49	NOWITZKI	21	NOWITZKI	8	BAREA	9	HARRIS	20	20,333
APR 12	A	W	MEMPHIS	100- 93	21-20	12-29	33-49	D. HARRIS	15	BRUSSINO	8	D. HARRIS	8	RANDOLPH	15	16,274

2015-2016

BOTTOM ROW L-R WESLEY MATTHEWS, DERON WILLIAMS, DEVIN HARRIS, JOSE JUAN BAREA, CHANDLER PARSONS, RAYMOND FELTON, JUSTIN ANDERSON. MIDDLE ROW L-R CRAIG METCALFE, CASEY SPANGLER, DIONNE CALHOUN, DON KALKSTEIN, JEREMY EVANS, DWIGHT POWELL, DAVID LEE, DIRK NOWITZKI, JAVALE MCGEE, SALAH MEJRI, ZAZA PACHULIA, CHARLIE VILLANUEVA, CASEY SMITH, MIKE PROCOPIO. TOP ROW L-R GARY BOREN, MIKE SHEDD, JAMAHL MOSLEY, FLOYD JAHNER, DONNIE NELSON, RICK CARLISLE, MELVIN HUNT, KALEB CANALES, MIKE WEINAR, DARRELL ARMSTRONG, JEREMY HOLSOPPLE, AL WHITLEY.

SEASON NOTEBOOK: The Dallas Mavericks went 42-40 (.512) in 2015-16, marking their 16th straight season with at least a .500 record. Dirk Nowitzki passed Shaquille O'Neal (28,596) for sixth place on the NBA's all-time scoring list at Brooklyn (12/23/15). The 18-year forward also became the sixth player in NBA history to eclipse the 29,000-point plateau against Philadelphia (2/21/16). At age 37, Nowitzki averaged a team-high 18.3 points per game, leading Dallas in scoring average for the 15th time in the last 16 years. What's more, Nowitzki became the fifth player in NBA history to average at least 18 points per game at age 37 or older. Rick Carlisle became the winningest coach in Mavericks history with a 103-93 victory at the L.A. Lakers on 11/1/15, passing Don Nelson (339) with his 340th win with the franchise. Carlisle also passed the late Flip Saunders (654) for 20th place on the NBA's all-time wins list with a 97-88 victory at Denver on 3/28/16 (career win No. 655). Dallas won seven of its final nine games to clinch a playoff spot for the 15th time in the last 16 years. The Mavericks' 42 wins earned them the sixth seed in the Western Conference and a matchup with the No. 3 seed Oklahoma City Thunder in the first round. Dallas fought hard in the series despite enduring injuries to several key players. The Thunder went on to defeat the Mavericks in five games.

PLAYER	G	GS	MIN	FG	FGA	PCT	3FG	3FGA	PCT	FT	FTA	PCT	OFF	DEF	TOT	AST	PF	DQ	STL	TO	BLK	PTS	AVG
NOWITZKI	75	75	2364	498	1112	.448	126	342	.368	250	280	.893	52	437	489	132	161	0	52	84	52	1372	18.3
WILLIAMS	65	63	2106	321	775	.414	97	282	.344	179	206	.869	19	171	190	378	155	0	61	150	14	918	14.1
PARSONS	61	51	1799	320	651	.492	104	251	.414	93	136	.684	29	256	285	169	114	0	46	95	21	837	13.7
MATTHEWS	78	78	2644	331	854	.388	189	525	.360	126	146	.863	27	211	238	151	179	1	78	78	17	977	12.5
BAREA	74	16	1667	317	711	.446	100	260	.385	74	96	.771	26	126	152	302	110	0	26	113	2	808	10.9
FELTON	80	31	2192	277	682	.406	60	213	.282	149	176	.847	36	222	258	284	141	0	68	121	15	763	9.5
PACHULIA	76	69	2004	219	470	.466	0	3	.000	212	276	.768	249	469	718	128	181	1	64	119	22	650	8.6
LEE (TOT)	55	5	903	178	335	.531	0	1	.000	71	93	.763	101	204	305	84	114	0	22	66	28	427	7.8
LEE (DAL)	25	1	433	91	143	.636	0	0	---	31	42	.738	60	115	175	30	63	0	10	28	15	213	8.5
HARRIS	64	0	1280	167	374	.447	52	158	.329	101	140	.721	18	120	138	118	124	1	60	66	13	487	7.6
POWELL	69	2	992	146	296	.493	2	16	.125	105	142	.739	84	189	273	44	118	1	36	40	24	399	5.8
VILLANUEVA	62	4	665	125	327	.382	47	172	.273	22	24	.917	24	128	152	24	71	0	18	31	15	319	5.1
MCGEE	34	2	370	77	134	.575	0	1	.000	18	36	.500	53	80	133	3	49	0	5	21	26	172	5.1
ANDERSON	55	9	647	71	175	.406	22	83	.265	44	55	.800	18	114	132	29	45	0	19	24	25	208	3.8
MEJRI	34	6	397	49	78	.628	0	1	.000	27	46	.587	41	82	123	10	54	0	8	23	36	125	3.7
JENKINS	21	1	193	29	70	.414	3	19	.158	8	9	.889	4	18	22	9	11	0	3	11	0	69	3.3
EVANS	30	2	251	26	48	.542	4	16	.250	15	21	.714	11	43	54	2	19	0	6	7	9	71	2.4
MAVERICKS	82	-	20005	3064	6900	.444	806	2342	.344	1454	1831	.794	751	2781	3532	1813	1595	4	560	1047	306	8388	102.3
OPPONENTS	82	-	20005	3144	6971	.451	743	2170	.342	1382	1873	.738	868	2887	3755	1800	1757	9	617	1142	363	8413	102.6

2015-16 SEASON STATISTICS & RESULTS

DATE	H-R	W-L	OPPONENT	SCORE DAL-OPP	HOME RECORD	ROAD RECORD	TOTAL RECORD	SK	DALLAS HI SCORER	PT	DALLAS HI REBR	RB	DALLAS HI ASSISTS	AST	OPPONENT HI SCORER	PT	ATTEND
OCT 28	R	W	PHOENIX	111- 95	0-0	1-0	1-0	W1	FELTON	18	PACHULIA	10	WILLIAMS	7	KNIGHT	15	18,055
OCT 29	R	L	L.A. CLIPPERS	88-104	0-0	1-1	1-1	L1	JENKINS	17	PACHULIA	8	BAREA	9	GRIFFIN	26	19,218
NOV 1	R	W	L.A. LAKERS	103- 93	0-0	2-1	2-1	W1	NOWITZKI	25	PACHULIA	12	WILLIAMS	8	RANDLE	22	18,997
NOV 3	H	L	TORONTO	91-102	0-1	2-1	2-2	L1	NOWITZKI	18	POWELL	10	BAREA	6	LOWRY	27	20,034
NOV 5	H	L	CHARLOTTE	94-108	0-2	2-1	2-3	L2	WILLIAMS	15	PACHULIA	10	BAREA	6	JEFFERSON	31	19,635
NOV 7	H	W	NEW ORLEANS	107- 98	1-2	2-1	3-3	W1	WILLIAMS	19	PACHULIA	14	HARRIS	6	DAVIS	25	20,454
NOV 10	R	L	NEW ORLEANS	105-120	1-2	2-2	3-4	L1	NOWITZKI	18	VILLANUEVA	9	BAREA	5	ANDERSON	25	17,128
NOV 11	H	W	L.A. CLIPPERS	118-108	2-2	2-2	4-4	W1	NOWITZKI	31	NOWITZKI	11	BAREA	7	GRIFFIN	21	19,805
NOV 13	H	W	L.A. LAKERS	90- 82	3-2	2-2	5-4	W2	PACHULIA	18	PACHULIA	16	WILLIAMS	7	CLARKSON	21	20,260
NOV 14	R	W	HOUSTON	110- 98	3-2	3-2	6-4	W3	FELTON	23	POWELL	9	BAREA	8	HARDEN	25	18,231
NOV 16	R	W	PHILADELPHIA	92- 86	3-2	4-2	7-4	W4	NOWITZKI	21	POWELL	8	WILLIAMS	6	OKAFOR	19	11,555
NOV 18	R	W	BOSTON	106-102	3-2	5-2	8-4	W5	NOWITZKI	23	PACHULIA	12	WILLIAMS	6	THOMAS	19	17,262
NOV 20	H	W	UTAH	102- 93	4-2	5-2	9-4	W6	WILLIAMS	23	PACHULIA	12	WILLIAMS	8	HAYWARD	22	20,028
NOV 22	R	L	OKLA. CITY	114-117	4-2	5-3	9-5	L1	WILLIAMS	20	PACHULIA	10	PACH/WILLIAMS	6	WESTBROOK	31	18,203
NOV 24	R	L	MEMPHIS	96-110	4-2	5-4	9-6	L2	BAREA/FELTON	16	PACH/NOWITZ	10	MATTHEWS	4	CONLEY	21	17,381
NOV 25	R	L	SAN ANTONIO	83- 88	4-2	5-5	9-7	L3	MATTHEWS	15	NOWITZKI	14	WILLIAMS	9	LEONARD	26	18,418
NOV 28	H	W	DENVER	92- 81	5-2	5-5	10-7	W1	WILLIAMS	22	PACHULIA	12	MATTHEW/WILL	4	ARTHUR	16	20,339
NOV 30	R	L	SACRAMENTO	98-112	5-2	5-6	10-8	L1	PARSONS	14	PACHULIA	10	WILL/FELTON	7	COUSINS	31	16,937
DEC 1	R	W	PORTLAND	115-112(OT)	5-2	6-6	11-8	W1	WILLIAMS	30	PACHULIA	21	WILLIAMS	8	LILLARD	25	19,393
DEC 4	H	L	HOUSTON	96-100	5-3	6-6	11-9	L1	WILLIAMS	22	PACHULIA	11	WILLIAMS	6	HARDEN	25	20,339
DEC 6	R	W	WASHINGTON	116-104	5-3	7-6	12-9	W1	MATTHEWS	36	FELTON	10	WILLIAMS	9	WALL	28	16,394
DEC 7	R	W	NEW YORK	104- 97	5-3	8-6	13-9	W2	NOWITZKI	25	PACHULIA	8	WILLIAMS	7	PORZINGIS	28	19,812
DEC 9	H	L	ATLANTA	95- 98	5-4	8-6	13-10	L1	WILLIAMS	18	PACHULIA	17	WILLIAMS	6	MILLSAP	20	19,936
DEC 12	H	L	WASHINGTON	111-114	5-5	8-6	13-11	L2	MATTHEWS	28	PACHULIA	12	FELTON	11	PORTER	28	20,088
DEC 14	H	W	PHOENIX	104- 94	6-5	8-6	14-11	W1	WILLIAMS	18	PACHULIA	12	NOWITZ/FELTON	4	BLEDSOE	23	19,822
DEC 16	R	L	INDIANA	81-107	6-5	8-7	14-12	L1	FELTON	16	PACHULIA	14	WILLIAMS	6	MILES	20	14,824
DEC 18	H	W	MEMPHIS	97- 88	7-5	8-7	15-12	W1	NOWITZKI	20	PACHULIA	18	PARSONS/FELT	6	CONLEY	20	20,199
DEC 22	R	L	TORONTO	99-103	7-5	8-8	15-13	L1	NOWITZKI	20	NOWITZKI	7	WILLIAMS	6	DEROZAN	28	19,800
DEC 23	R	W	BROOKLYN	119-118(OT)	7-5	9-8	16-13	W1	BAREA	32	PARSONS	7	BAREA	11	YOUNG	29	15,994
DEC 26	H	W	CHICAGO	118-111	8-5	9-8	17-13	W2	BAREA	26	PACHULIA	12	BAREA/FELTON	5	ROSE	25	20,392
DEC 28	H	W	MILWAUKEE	103- 93	9-5	9-8	18-13	W3	MATTHEWS	22	PACHULIA	8	BAREA	5	BAYLESS	19	20,300
DEC 30	H	W	GOLDEN STATE	114- 91	10-5	9-8	19-13	W4	BAREA	23	PACHULIA	15	BAREA	6	CLARK	21	20,494
JAN 1	R	L	MIAMI	82-106	10-5	9-9	19-14	L1	PACHULIA	14	PACHULIA	13	FELTON/BAREA	5	WHITESIDE	25	19,748
JAN 2	H	L	NEW ORLEANS	98-105	10-6	9-9	19-15	L2	NOWITZKI	24	PACHULIA	9	BAREA	5	DAVIS	31	20,152
JAN 5	H	W	SACRAMENTO	117-116(2OT)	11-6	9-9	20-15	W1	WILLIAMS	25	PACHULIA	17	PARSONS	4	COUSINS	35	20,059
JAN 6	R	W	NEW ORLEANS	100- 91	11-6	10-9	21-15	W2	FELTON	22	POWELL	10	PARSONS/FELT	6	DAVIS	26	15,255
JAN 8	R	L	MILWAUKEE	95- 96	11-6	10-10	21-16	L1	NOWITZKI	20	PACHULIA	15	WILLIAMS	6	MIDDLETON	27	16,409
JAN 10	R	W	MINNESOTA	93- 87	11-6	11-10	22-16	W1	NOWITZKI	29	PACHULIA	11	WILLIAMS	4	WIGGINS	21	14,363
JAN 12	H	L	CLEVELAND	107-110(OT)	11-7	11-10	22-17	L1	PARSONS	25	PACHULIA	12	WILLIAMS	10	JAMES	27	20,347
JAN 13	R	L	OKLAHOMA CIT	89-108	11-7	11-11	22-18	L2	BAREA	18	POWELL	9	BAREA	6	DURANT	29	18,203
JAN 15	R	W	CHICAGO	83- 77	11-7	12-11	23-18	W1	NOWITZKI	21	PACHULIA	10	WILLIAMS	6	ROSE	18	22,056
JAN 17	R	L	SAN ANTONIO	83-112	11-7	12-12	23-19	L1	POWELL	15	MCGEE	10	BAREA	4	ALDRIDGE	23	18,418
JAN 18	H	W	BOSTON	118-113(OT)	12-7	12-12	24-19	W1	NOWITZKI	31	PACHULIA	19	WILLIAMS	6	THOMAS/SMART	20	19,866
JAN 20	H	W	MINNESOTA	106- 94(OT)	13-7	12-12	25-19	W2	PARSONS	30	PARSONS	8	MATTH/HARRIS	4	TOWNS	27	19,621
JAN 22	H	L	OKLAHOMA CITY	106-109	13-8	12-12	25-20	L1	PARSONS	26	PACHULIA	8	PACHULIA/WILL	5	DURANT	24	20,284
JAN 24	R	L	HOUSTON	104-115	13-8	12-13	25-21	L2	PARSONS	31	MEJRI	11	WILLIAMS	5	ARIZA	29	18,142
JAN 26	R	W	L.A. LAKERS	92- 90	13-8	13-13	26-21	W1	BAREA	18	PARSONS	9	MATTHEWS	5	CLARKSON	18	18,997
JAN 27	R	L	GOLDEN STATE	107-127	13-8	13-14	26-22	L1	PARSONS	23	PARSONS	7	BAREA	5	K. THOMPSON	45	19,596
JAN 29	H	W	BROOKLYN	91- 79	14-8	13-14	27-22	W1	PARSONS	19	PACHULIA	12	WILLIAMS	6	LOPEZ	28	20,409
JAN 31	H	W	PHOENIX	91- 78	15-8	13-14	28-22	W2	WILLIAMS	27	PACHULIA	15	FELTON	6	BOOKER	19	20,137
FEB 1	R	L	ATLANTA	97-112	15-8	13-15	28-23	L1	PARSONS	19	PACHULIA	13	BAREA	4	TEAGUE	32	15,455
FEB 3	H	L	MIAMI	90- 93	15-9	13-15	28-24	L2	NOWITZKI	28	PACHULIA	15	PACH/FELTON	4	BOSH	20	20,385
FEB 5	H	L	SAN ANTONIO	90-116	15-10	13-15	28-25	L3	ANDERSON	13	NOWITZKI	8	FELTON	4	LEONARD	23	20,404
FEB 6	R	W	@MEMPHIS	114-110(OT)	15-10	14-15	29-25	W1	PARSONS	26	PARSONS	8	WILLIAMS	11	GASOL	22	18,119
FEB 9	H	L	UTAH	119-121(OT)	15-11	14-15	29-26	L1	PARSONS	24	PACHULIA	11	BAREA	6	HOOD	29	19,394
FEB 19	R	L	ORLANDO	104-110(OT)	15-11	14-16	29-27	L2	WILLIAMS	25	PACHULIA	19	WILLIAMS	7	VUCEVIC	21	17,764
FEB 21	H	W	PHILADELPHIA	129-103	16-11	14-16	30-27	W1	MATTHEWS	21	PACHULIA	10	WILLIAMS	8	OKAFOR	31	20,194
FEB 24	H	L	OKLA. CITY	103-116	16-12	14-16	30-28	L1	NOWITZKI	33	PACHULIA	10	FELTON	9	WESTBROOK	24	19,805
FEB 26	H	W	DENVER	122-116(OT)	17-12	14-16	31-28	W1	PARSONS	27	LEE	14	FELTON	6	BARTON	22	20,298
FEB 28	H	W	MINNESOTA	128-101	18-12	14-16	32-28	W2	PARSONS	29	LEE	9	WILLIAMS	9	MUHAMMAD	24	20,289
MAR 1	H	W	ORLANDO	121-108	19-12	14-16	33-28	W3	MATTHEWS	21	PACHULIA	10	WILLIAMS	6	ILYASOVA	22	19,546
MAR 3	H	L	SACRAMENTO	101-104	19-13	14-16	33-29	L1	PARSONS	28	LEE	11	PARS/NOWITZ	5	COUSINS	22	19,910
MAR 6	R	L	DENVER	114-116(OT)	19-13	14-17	33-30	L2	NOWITZKI	30	LEE	12	PARSONS/FELT	5	FARIED	25	14,802
MAR 7	H	L	L.A. CLIPPERS	90-109	19-14	14-17	33-31	L3	NOWITZKI	22	PACH/PARSONS	8	WILL/BAREA	4	PAUL	27	20,002
MAR 9	H	L	DETROIT	96-102	19-15	14-17	33-32	L4	PARS/NOWITZ	25	PACHULIA	13	WILLIAMS	9	DRUMMOND	25	20,249
MAR 12	H	L	INDIANA	105-112	19-16	14-17	33-33	L5	NOWITZKI	30	PACHULIA	9	WILLIAMS	8	GEORGE	20	20,459
MAR 14	R	W	CHARLOTTE	107- 96	19-16	15-17	34-33	W1	PARSONS	24	NOWITZKI	11	FELTON	12	WALKER	25	15,686
MAR 16	R	L	CLEVELAND	98- 99	19-16	15-18	34-34	L1	NOWITZKI/LEE	20	HARRIS	6	PARSONS	10	IRVING	33	20,562
MAR 18	H	L	GOLDEN STATE	112-130	19-17	15-18	34-35	L2	NOWITZKI	24	LEE	16	BAREA/WILL	7	K. THOMPSON	39	20,515
MAR 20	H	W	PORTLAND	132-120(OT)	20-17	15-18	35-35	W1	NOWITZKI	40	MEJRI	14	WILLIAMS	16	LILLARD	26	20,351
MAR 23	R	L	PORTLAND	103-109	20-17	15-19	35-36	L1	MATTHEWS	22	MEJRI	12	WILLIAMS	11	LILLARD	27	19,819
MAR 25	R	L	GOLDEN STATE	120-128	20-17	15-20	35-37	L2	MATTHEWS	26	PACHULIA	13	LEE/BAREA	6	K. THOMPSON	40	19,596
MAR 27	R	L	SACRAMENTO	111-133	20-17	15-21	35-38	L3	FELTON	15	LEE/POWELL	6	FELTON	5	CAULEY-STEIN	21	17,147
MAR 28	R	W	DENVER	97- 88	20-17	16-21	36-38	W1	BAREA	18	POWELL	7	BAREA	11	BARTON	23	14,844
MAR 30	H	W	NEW YORK	91- 89	21-17	16-21	37-38	W2	BAREA	26	ANDERSO	9	BAREA	7	ANTHONY	31	20,435
APR 1	R	W	DETROIT	98- 89	21-17	17-21	38-38	W3	BAREA	29	PACHULIA	11	4 TIED WITH	3	MORRIS	31	19,031
APR 3	R	W	MINNESOTA	88- 78	21-17	18-21	39-38	W4	BAREA	21	ANDERSON	10	BAREA	6	WIGGINS	30	16,117
APR 6	H	W	HOUSTON	88- 86	22-17	18-21	40-38	W5	BAREA	27	LEE	8	BAREA	8	HARDEN	26	20,108
APR 8	H	W	MEMPHIS	103- 93	23-17	18-21	41-38	W6	NOWITZKI	21	ANDERSON	10	FELTON	14	ALLEN	25	20,211
APR 10	R	L	L.A. CLIPPERS	91- 98	23-17	18-22	41-39	L1	FELTON	21	LEE	7	FELTON	5	CRAWFORD	22	19,170
APR 11	R	W	UTAH	101- 92	23-17	19-22	42-39	W1	WILLIAMS	23	NOWITZKI	11	WILLIAMS	6	HAYWARD	26	19,911
APR 13	H	L	SAN ANTONIO	91- 96	23-18	19-22	42-40	L1	FELTON	22	PACHULIA	12	WILLIAMS	7	MARJANOVIC	22	20,346

2014-2015

TOP ROW L-R MIKE WEINAR, MIKE SHEDD, DARRELL ARMSTRONG, TERDEMA USSERY, RICK CARLISLE, JAMAHL MOSLEY, KALEB CANALES, MONTE MATHIS, BRAD DAVIS MIDDLE ROW L-R MONDRICK JONES, ROLAND BEECH, JOHNNY CARPENTER, TERRY SULLIVAN, CRAIG METCALFE, DON KALKSTEIN, CHARLIE VILLANUEVA, DIRK NOWITZKI, TYSON CHANDLER, AMARE STOUDEMIRE, DWIGHT POWELL, BERNARD JAMES, GREG SMITH, AL-FAROUQ AMINU, AL WHITLEY, GARY BOREN, CASEY SPANGLER, CHRIS NEWELL, MIKE PROCOPIO, JAMES BROCATO BOTTOM ROW L-R DIONNE CALHOUN, CASEY SMITH, MONTA ELLIS, CHANDLER PARSONS, DEVIN HARRIS, JOSE JUAN BAREA, RAYMOND FELTON, RICHARD JEFFERSON, RAJON RONDO, JEREMY HOLSOPPLE

SEASON NOTEBOOK

Won 50, lost 32 (fourth, Southwest)...The Mavericks finished the 2014-15 campaign with a 50-win season (50-32) for the 14th time in franchise history and 12th time in the last 15 years…Dallas earned the 7th seed in the Western Conference Playoffs where they fell in the opening round to the 2-seeded Houston Rockets...Dirk Nowitzki continued his climb up the NBA's all-time scoring list when he moved from 10th place to seventh place in career scoring with 28,119 points after passing Hakeen Olajuwon, Elvin Hayes and Moses Malone over the course of the season...Nowitzki became the top foreign-born scorer of all-time (Olajuwon, Nigeria) on 11/11 and went on to play in his 13th All-Star game where he finished with 5 points, 5 rebounds and 2 steals in 12 minutes at the 2015 NBA All-Star Game in New York...Rick Carlisle recorded his 600th career win at Miami on 1/30 and became just the 24th coach in NBA history to reach 600 wins.

	G	GS	MIN	FG	FGA	PCT	3FG	3FGA	PCT	FT	FTA	PCT	OFF	DEF	TOT	AST	PF	DQ	STL	TO	BLK	PTS	AVG
Ellis	80	80	2699	602	1354	.445	81	284	.285	228	303	.752	34	156	190	329	197	0	148	198	25	1513	18.9
Nowitzki	77	77	2282	487	1062	.459	104	274	.380	255	289	.882	44	413	457	143	160	1	39	82	33	1333	17.3
Parsons	66	66	2186	383	829	.462	132	347	.380	139	193	.720	64	259	323	161	140	2	69	96	19	1037	15.7
Stoudemire (TOT)	59	15	1244	273	490	.557	0	4	.000	134	186	.720	110	219	329	45	161	3	29	78	38	680	11.5
Stoudemire (DAL)	23	1	380	104	179	.581	0	1	.000	40	59	.678	27	57	84	8	50	0	9	15	4	248	10.8
Chandler	75	75	2286	293	440	.666	0	0	---	185	257	.720	294	570	864	84	169	0	42	105	91	771	10.3
Rondo (TOT)	68	68	2019	275	645	.426	27	86	.314	31	78	.397	73	300	373	538	153	1	91	210	7	608	8.9
Rondo (DAL)	46	46	1319	194	445	.436	19	54	.352	19	42	.452	48	160	208	301	111	1	54	135	4	426	9.3
Wright	27	0	505	101	135	.748	0	0	---	36	48	.750	51	59	110	10	44	0	17	13	42	238	8.8
Harris	76	3	1685	219	524	.418	95	266	.357	132	162	.815	13	122	135	237	147	2	78	85	14	665	8.8
Barea	77	10	1362	225	536	.420	54	167	.323	76	94	.809	23	111	134	263	104	0	33	70	1	580	7.5
Nelson	23	23	584	61	163	.374	38	103	.369	7	8	.875	14	49	63	95	53	0	15	39	2	167	7.3
Villanueva	64	1	678	150	362	.414	83	221	.376	20	35	.571	30	119	149	19	64	0	15	28	22	403	6.3
Jefferson	74	18	1244	144	324	.444	66	155	.426	78	114	.684	25	158	183	61	115	0	32	52	11	432	5.8
Aminu	74	3	1366	147	357	.412	34	124	.274	84	118	.712	114	228	342	59	137	0	70	55	62	412	5.6
Felton	29	3	281	43	106	.406	10	34	.294	12	15	.800	2	24	26	41	17	0	11	18	4	108	3.7
Crowder	25	0	265	33	76	.434	13	38	.342	10	11	.909	12	17	29	12	26	0	15	10	5	89	3.6
Powell (TOT)	29	0	236	31	67	.463	3	11	.273	25	33	.758	18	32	50	9	40	1	9	11	6	90	3.1
Powell (DAL)	24	0	227	27	62	.435	3	11	.273	24	31	.774	18	31	49	9	39	1	7	9	6	81	3.4
James	16	2	158	12	27	.444	0	0	---	20	23	.870	18	21	39	4	17	0	2	6	15	44	2.8
Smith	42	2	363	30	49	.612	0	0	---	20	39	.513	26	53	79	9	53	0	7	11	11	80	1.9
Ledo	5	0	11	0	6	.000	0	3	.000	1	2	.500	1	1	2	1	1	0	0	2	0	1	0.2
MAVERICKS	82	-	19880	3255	7036	.463	732	2082	.352	1386	1843	.752	858	2608	3466	1846	1644	7	663	1062	371	8628	105.2
OPPONENTS	82	-	19880	3117	6930	.450	741	2034	.364	1415	1879	.753	1006	2778	3784	1830	1816	13	602	1339	314	8390	102.3

2014-15 SEASON STATISTICS & RESULTS

No	Date	H-R	W-L	Opponent	Score Dal-Opp	Home Record	Road Record	Total Record	Sk	Dallas Hi Scorer	Pt	Dallas Hi Rebr	Rb	Dallas Hi Assists	Ast	Opponent Hi Scorer	Pt	Attend
1	OCT 30	H	W	ATLANTA	118-109	1-0	0-0	1-0	W1	ELLIS	32	DALEMBERT	9	CALDERON	11	TEAGUE	24	19,834
2	NOV 1	R	L	HOUSTON	105-113	1-0	0-1	1-1	L1	NOWITZKI	22	BLAIR/MARION	10	CALDERON	6	HARDEN	34	18,142
3	NOV 2	H	W	MEMPHIS	111- 99	2-0	0-1	2-1	W1	NOWITZKI	24	MARION	14	CALDERON	5	CONLEY	24	20,262
4	NOV 5	H	W	L.A. LAKERS	123-104	3-0	0-1	3-1	W2	ELLIS	30	BLAIR/NOWITZKI	8	ELLIS	9	YOUNG	21	19,670
5	NOV 6	R	L	OKLA CITY	93-107	3-0	0-2	3-2	L1	ELLIS	20	DALEMBERT	9	CALDERON	3	DURANT	23	18,203
6	NOV 8	R	L	MINNESOTA	108-116	3-0	0-3	3-3	L2	ELLIS	23	BLAIR	9	CALDERON	7	MARTIN/LOVE	32	13,677
7	NOV 9	R	W	MILWAUKEE	91- 83	3-0	1-3	4-3	W1	ELLIS	18	BLAIR	11	ELLIS	5	MAYO	28	16,448
8	NOV 12	H	W	WASHINGTON	105- 95	4-0	1-3	5-3	W2	ELLIS/NOWITZKI	19	BLAIR	11	ELLIS	7	ARIZA	27	19,627
9	NOV 15	R	L	MIAMI	104-110	4-0	1-4	5-4	L1	NOWITZKI	28	DALEMBERT	9	BLAIR/CALDER	5	JAMES	39	19,772
10	NOV 16	R	W	ORLANDO	108-100	4-0	2-4	6-4	W1	ELLIS	19	MARION	8	CALDERON	9	AFFLALO	25	15,039
11	NOV 18	H	W	PHILADELPHIA	97- 94	5-0	2-4	7-4	W2	ELLIS	24	DALEMBERT	14	ELLIS	10	TURNER	26	19,790
12	NOV 20	H	W	HOUSTON	123-120	6-0	2-4	8-4	W3	ELLIS	37	DALEMBERT	10	ELLIS	9	HOWARD	33	20,045
13	NOV 22	H	W	UTAH	103- 93	7-0	2-4	9-4	W4	ELLIS	26	DALEMBERT	12	ELLIS	6	WILLIAMS	19	19,781
14	NOV 23	R	L	DENVER	100-102	7-0	2-5	9-5	L1	NOWITZKI	27	BLAIR	10	CALDERON	5	LAWSON	20	17,841
15	NOV 25	H	L	DENVER	96-110	7-1	2-5	9-6	L2	ELLIS	22	MARION	12	MARION/ELLIS	4	HICKSON	22	19,677
16	NOV 27	H	W	GOLDEN STATE	103- 99	8-1	2-5	10-6	W1	NOWITZKI	22	BLAIR	9	ELLIS	10	CURRY	29	20,211
17	NOV 29	R	L	ATLANTA	87- 88	8-1	2-6	10-7	L1	NOWITZ/CALD	16	BLAIR	18	ELLIS/CARTER	4	TEAGUE	25	15,463
18	NOV 30	H	L	MINNESOTA	106-112	8-2	2-6	10-8	L2	ELLIS	26	BLAIR	8	MEKEL	7	MARTIN	27	20,173
19	DEC 3	H	W	CHARLOTTE	89- 82	9-2	2-6	11-8	W1	NOWITZKI	25	MARION	10	ELLIS	5	JEFFERSON	19	19,612
20	DEC 4	R	W	NEW ORLEANS	100- 97	9-2	3-6	12-8	W2	NOWITZKI	21	NOWITZKI	7	ELLIS	10	HOLIDAY	26	14,524
21	DEC 7	R	W	PORTLAND	108-106	9-2	4-6	13-8	W3	NOWITZKI	30	BLAIR	8	NOWIT/CALDER	7	LILLARD	32	20,142
22	DEC 9	R	L	SACRAMENTO	97-112	9-2	4-7	13-9	L1	ELLIS	21	CROWDER	7	NOWITZKI	7	COUSINS	32	15,329
23	DEC 11	R	L	GOLDEN STATE	93- 95	9-2	4-8	13-10	L2	NOWITZKI/ELLIS	21	BLAIR/MARION	9	CALDER/ELLIS	5	CURRY	33	19,596
24	DEC 14	H	W	MILWAUKEE	106- 93	10-2	4-8	14-10	W1	WRIGHT	19	MARION	12	CARTER	9	HENSON	18	19,973
25	DEC 18	H	W	MEMPHIS	105- 91	11-2	4-8	15-10	W2	NOWITZKI	20	MARION/DALEM	7	CARTER	6	ALLEN	16	19,425
26	DEC 20	H	L	TORONTO	108-109*	11-3	4-8	15-11	L1	CALDERON	23	MARION	9	ELLIS	11	LOWRY	20	19,406
27	DEC 21	R	L	PHOENIX	108-123	11-3	4-9	15-12	L2	NOWITZKI	21	WRIGHT	6	ELLIS	9	BLEDSOE	25	15,241
28	DEC 23	R	W	HOUSTON	111-104	11-3	5-9	16-12	W1	NOWITZKI	31	DALEMBERT	7	ELLIS/CALDER	5	HOWARD	29	18,328
29	DEC 26	H	L	SAN ANTONIO	107-116	11-4	5-9	16-13	L1	NOWITZKI	25	BLAIR	11	ELLIS	6	PARKER	23	20,305
30	DEC 28	R	W	CHICAGO	105- 83	11-4	6-9	17-13	W1	ELLIS	22	MARION	13	CALDERON	7	NOAH	20	22,099
31	DEC 30	R	W	MINNESOTA	100- 98	11-4	7-9	18-13	W2	MARION	32	DALEMBERT	7	ELLIS	10	LOVE	36	16,111
32	JAN 1	R	W	WASHINGTON	87- 78	11-4	8-9	19-13	W3	ELLIS	23	MARION	9	MARION	4	WALL	22	15,713
33	JAN 3	H	L	L.A. CLIPPERS	112-119	11-5	8-9	19-14	L1	NOWITZKI	24	MARION	6	ELLIS	9	JORDAN/GRIFFIN	25	20,187
34	JAN 5	H	L	NEW YORK	80- 92	11-6	8-9	19-15	L2	NOWITZKI	18	NOWITZKI	9	CALDERON	6	ANTHONY	19	19,892
35	JAN 7	H	W	L.A. LAKERS	110- 97	12-6	8-9	20-15	W1	NOWITZKI	27	BLAIR	9	ELLIS	9	MEEKS	24	19,656
36	JAN 8	R	L	SAN ANTONIO	90-112	12-6	8-10	20-16	L1	ELLIS	21	BLAIR	6	MEKEL	5	PARKER	25	18,581
37	JAN 10	R	W	NEW ORLEANS	107- 90	12-6	9-10	21-16	W1	NOWITZKI	24	DALEMBERT	8	ELLIS	8	GORDON	27	16,533
38	JAN 11	H	W	NEW ORLEANS	110-107	13-6	9-10	22-16	W2	NOWITZKI	40	DALEMBERT	9	CALDERON	5	DAVIS	28	20,116
39	JAN 13	H	W	ORLANDO	107- 88	14-6	9-10	23-16	W3	ELLIS	21	BLAIR	7	MEKEL	7	NELSON	21	19,695
40	JAN 15	R	L	L.A. CLIPPERS	127-129	14-6	9-11	23-17	L1	NOWITZKI	27	NOWITZKI	8	ELLIS	13	REDICK	33	19,208
41	JAN 17	R	W	PHOENIX	110-107	14-6	10-11	24-17	W1	ELLIS	24	MARION/DALEM	7	ELLIS	7	DRAGIC	28	16,486
42	JAN 18	H	L	PORTLAND	111-127	14-7	10-11	24-18	L1	NOWITZKI	18	DALEMBERT	6	LARKIN	4	ALDRIDGE	30	20,375
43	JAN 20	R	W	CLEVELAND	102- 97	14-7	11-11	25-18	W1	ELLIS	22	NOWITZKI	10	ELLIS	8	IRVING	26	18,762
44	JAN 22	R	L	TORONTO	85- 93	14-7	11-12	25-19	L1	ELLIS	21	BLAIR/DALEM	7	ELLIS	6	DEROZAN	40	18,179
45	JAN 24	R	L	BROOKLYN	106-107	14-7	11-13	25-20	L2	CARTER	19	MARION	11	ELLIS	7	TELETOVIC	34	16,110
46	JAN 26	H	W	DETROIT	116-106	15-7	11-13	26-20	W1	NOWITZKI	28	NOWITZKI	9	HARRIS	7	JENNINGS	26	19,662
47	JAN 29	H	L	HOUSTON	115-117	15-8	11-13	26-21	L1	NOWITZKI	38	NOWITZKI	17	ELLIS/CALDER	5	PARSONS	26	19,359
48	JAN 31	H	W	SACRAMENTO	107-103	16-8	11-13	27-21	W1	NOWITZKI	34	WRIGHT	10	CALDERON	7	GAY	35	19,614
49	FEB 3	H	W	CLEVELAND	124-107	17-8	11-13	28-21	W2	NOWITZKI	23	NOWITZKI	8	CALDERON	10	IRVING	27	19,595
50	FEB 5	R	W	MEMPHIS	110- 96	17-8	12-13	29-21	W3	NOWITZKI	26	DALEMBERT	10	CARTER	7	RANDOLPH	25	16,188
51	FEB 7	H	W	UTAH	103- 81	18-8	12-13	30-21	W4	ELLIS	22	CARTER	8	CALDERON	7	WILLIAMS	21	19,928
52	FEB 9	R	W	BOSTON	102- 91	18-8	13-13	31-21	W5	NOWITZKI	20	DALEMBERT	11	HARRIS	7	GREEN	18	17,650
53	FEB 11	R	L	CHARLOTTE	89-114	18-8	13-14	31-22	L1	ELLIS/NOWITZKI	16	DALEMBERT	6	ELLIS	7	JEFFERSON	30	11,467
54	FEB 12	R	W	INDIANA	81- 73	18-8	14-14	32-22	W1	ELLIS	23	ELLIS	9	ELLIS	6	G. HILL	14	17,663
55	FEB 18	H	L	MIAMI	106-117	18-9	14-14	32-23	L1	NOWITZKI	22	NOWITZKI	9	NOWITZKI	7	JAMES	42	20,461
56	FEB 21	R	W	PHILADELPHIA	124-112	18-9	15-14	33-23	W1	NOWITZKI	25	CARTER	9	CALDERON	10	YOUNG	30	14,928
57	FEB 22	R	W	DETROIT	113-102	18-9	16-14	34-23	W2	NOWITZKI	24	MARION	11	ELLIS	13	SMITH	32	15,213
58	FEB 24	R	W	NEW YORK	110-108	18-9	17-14	35-23	W3	CARTER	23	DALEMBERT	10	HARRIS	8	ANTHONY	44	19,812
59	FEB 26	H	W	NEW ORLEANS	108- 89	19-9	17-14	36-23	W4	ELLIS	23	MARION	8	ELLIS	7	GORDON	19	19,729
60	FEB 28	H	L	CHICAGO	91-100	19-10	17-14	36-24	L1	ELLIS	20	DALEMBERT	10	ELLIS	5	GIBSON	20	20,398
61	MAR 2	R	L	SAN ANTONIO	106-112	19-10	17-15	36-25	L2	NOWITZKI	22	DALEMBERT	10	ELLIS	8	PARKER	22	18,581
62	MAR 5	R	L	DENVER	110-115	19-10	17-16	36-26	L3	NOWITZKI	27	NOWITZKI	7	HARRIS	11	CHANDLER	21	14,541
63	MAR 7	H	W	PORTLAND	103- 98	20-10	17-16	37-26	W1	NOWITZKI	22	ELLIS	8	ELLIS	7	ALDRIDGE	30	20,251
64	MAR 9	H	W	INDIANA	105- 94	21-10	17-16	38-26	W2	HARRIS/ELLIS	20	ELLIS/DALEM	8	CALDERON	7	GEORGE	27	20,361
65	MAR 11	R	L	GOLDEN STATE	85-108	21-10	17-17	38-27	L1	ELLIS	15	BLAIR	8	CALDERON	5	CRAWFORD	19	19,596
66	MAR 12	R	W	UTAH	108-101	21-10	18-17	39-27	W1	NOWITZKI	31	NOWITZKI	8	ELLIS	11	BURKE	20	17,982
67	MAR 16	R	W	OKLA CITY	109- 86	21-10	19-17	40-27	W2	MARION	19	WRIGHT	8	ELLIS/CALDER	7	DURANT	30	18,203
68	MAR 17	H	W	BOSTON	94- 89	22-10	19-17	41-27	W3	NOWITZKI	19	ELLIS/DALEM	7	HARRIS	6	BAYLESS	19	20,132
69	MAR 19	H	L	MINNESOTA	122-123*	22-11	19-17	41-28	L1	NOWITZKI	27	DALEMBERT	14	MARION	5	LOVE	35	20,100
70	MAR 21	H	W	DENVER	122-106	23-11	19-17	42-28	W1	ELLIS	26	DALEMBERT	10	ELLIS	7	HICKSON	18	20,188
71	MAR 23	H	L	BROOKLYN	104-107*	23-12	19-17	42-29	L1	ELLIS	32	DALEMBERT	15	HARRIS	6	JOHNSON	22	19,603
72	MAR 25	H	W	OKLA CITY	128-119*	24-12	19-17	43-29	W1	NOWITZKI	32	NOWITZKI	10	CALDERON	8	DURANT	43	19,607
73	MAR 27	H	L	L.A. CLIPPERS	103-109	24-13	19-17	43-30	L1	CARTER	23	DALEMBERT	11	ELLIS	7	PAUL	31	19,912
74	MAR 29	H	W	SACRAMENTO	103-100	25-13	19-17	44-30	W1	NOWITZKI	19	NOWITZKI	7	NOWITZKI	7	GAY	30	20,210
75	APR 1	H	L	GOLDEN STATE	120-122*	25-14	19-17	44-31	L1	NOWITZKI	33	NOWITZKI	11	ELLIS/CALDER	6	THOMPSON	27	20,423
76	APR 3	R	W	L.A. CLIPPERS	113-107	25-14	20-17	45-31	W1	NOWITZKI	26	NOWITZKI	11	ELLIS	9	GRIFFIN	25	19,222
77	APR 4	R	W	L.A. LAKERS	107- 95	25-14	21-17	46-31	W2	NOWITZKI	27	DALEMBERT	14	ELLIS	9	MEEKS	25	18,997
78	APR 6	R	W	SACRAMENTO	93- 91	25-14	22-17	47-31	W3	ELLIS	23	DALEMBERT	11	HARRIS	7	GAY	32	17,023
79	APR 8	R	W	UTAH	95- 83	25-14	23-17	48-31	W4	NOWITZKI	21	MARION	6	HARRIS	6	FAVORS	19	18,102
80	APR 10	H	L	SAN ANTONIO	100-109	25-15	23-17	48-32	L1	ELLIS	24	DALEMBERT	11	HARRIS/ELLIS	4	MILLS	26	20,324
81	APR 12	H	W	PHOENIX	101- 98	26-15	23-17	49-32	W1	ELLIS	37	WRIGHT	11	HARRIS	6	BLEDSOE	29	20,413
82	APR 15	R	L	MEMPHIS	105-106*	26-15	23-18	49-33	L1	NOWITZKI	30	BLAIR	7	HARRIS	10	RANDOLPH	27	17,323

2013-14

BOTTOM ROW L-R COURTNEY LEE, TERY BURKE, JALEN BRUNSON, DEVIN HARRIS, CYNTHIA MARSHALL, JOSE JUAN BAREA, LUKA DONCIC, RYAN BROEKHOFF, DARYL MACON, TIM HARDAWAY JR. MIDDLE ROW L-R KRISTAPS PORZINGIS, DORIAN FINNEY-SMITH, DWIGHT POWELL, MAXI KLEBER, DIRK NOWITZKI, SALAH MEJRI, KOSTAS ANTETOKOUNMPO, JUSTIN JACKSON TOP ROW L-R PETER PATTON, GOD SHAMMGOD, MIKE SHEDD, LARRY SHYATT, STEPHEN SILAS, RICK CARLISLE, JAMAHL MOSLEY, MIKE WEINAR, DARRELL ARMSTRONG, JENNY BOUCEK

SEASON NOTEBOOK: The Dallas Mavericks finished 33-49 (.402) in 2018-19, missing the playoffs for the third straight year (after they reached the postseason 15 times in a 16-year span from 2001 to 2016). Dirk Nowitzki played his 21st and final season with the Mavericks, becoming the only player in NBA history to play 21 years with a single team. Nowitzki, who made his 14th All-Star appearance in 2019 (he was named as a special roster addition by NBA Commissioner Adam Silver), finished his career ranked sixth on the league's all-time scoring list with 31,560 points. Luka Dončić took the league by storm in his first NBA season, averaging a team-high 21.2 points, 7.8 rebounds and a team-high 6.0 assists per game in 72 games (all starts) en route to earning 2018-19 Kia NBA Rookie of the Year honors. Dončić, who joined Jason Kidd as the only Mavericks ever garner the Rookie of the Year award (Kidd shared the honor with Detroit's Grant Hill in 1994-95), also became just the second rookie in NBA history (along with Oscar Robertson) to average at least 20 points, 7 rebounds and 6 assists per game.

	G	GS	MIN	FG	FGA	PCT	3FG	3FGA	PCT	FT	FTA	PCT	OFF	DEF	TOT	AST	PF	DQ	STL	TO	BLK	PTS	AVG
Doncic	72	72	2318	506	1186	.427	168	514	.327	346	485	.713	86	477	563	429	137	0	77	247	25	1526	21.2
Hardaway (TOT)	65	63	2057	390	993	.393	162	477	.340	232	276	.841	33	189	222	159	141	1	54	105	8	1174	18.1
Hardaway (DAL)	19	17	558	108	267	.404	45	140	.321	33	43	.767	7	54	61	37	35	0	12	24	2	294	15.5
Barnes	49	49	1584	290	717	.404	121	311	.389	165	198	.833	36	171	207	62	79	0	33	68	11	866	17.7
Matthews	44	44	1312	194	469	.414	100	263	.380	87	110	.791	20	82	102	100	102	0	33	58	12	575	13.1
Smith	32	32	908	157	357	.440	43	125	.344	57	82	.695	18	79	97	138	82	0	40	100	11	414	12.9
Jordan	50	50	1554	208	323	.644	0	0	---	135	198	.682	161	525	686	99	125	1	33	111	53	551	11.0
Barea	38	0	752	161	385	.418	38	128	.297	55	78	.705	13	82	95	211	50	0	22	72	1	415	10.9
Burke (TOT)	58	8	1124	236	548	.431	56	159	.352	103	124	.831	28	71	99	159	58	0	33	49	7	631	10.9
Burke (DAL)	25	1	436	88	190	.463	26	73	.356	41	49	.837	13	24	37	65	25	0	12	20	2	243	9.7
Powell	77	22	1662	290	486	.597	39	127	.307	196	254	.772	140	271	411	112	201	3	44	67	50	815	10.6
Brunson	73	38	1591	264	565	.467	63	181	.348	87	120	.725	25	144	169	230	127	0	37	88	4	678	9.3
Finney-Smith	81	26	1985	228	528	.432	79	254	.311	73	103	.709	138	251	389	95	186	1	69	74	36	608	7.5
Nowitzki	51	20	795	135	376	.359	64	205	.312	39	50	.780	5	153	158	35	76	0	9	18	18	373	7.3
Jackson (TOT)	81	14	1613	217	485	.447	87	245	.355	62	79	.785	44	168	212	96	99	0	32	29	14	583	7.2
Jackson (DAL)	29	11	531	92	190	.484	32	86	.372	21	29	.724	19	47	66	28	32	0	9	7	1	237	8.2
Kleber	71	18	1502	175	386	.453	77	218	.353	58	74	.784	90	239	329	70	143	0	36	54	78	485	6.8
Harris	68	2	1071	132	347	.380	62	200	.310	102	134	.761	12	100	112	122	133	0	35	56	16	428	6.3
Lee (TOT)	34	6	428	53	129	.411	16	55	.291	14	21	.667	9	45	54	37	32	0	21	14	3	136	4.0
Lee (DAL)	22	4	268	32	82	.390	11	39	.282	5	7	.714	3	24	27	21	19	0	13	9	1	80	3.6
Broekhoff	42	0	453	57	126	.452	38	93	.409	15	19	.789	8	55	63	22	35	0	6	16	4	167	4.0
Mejri	36	4	399	55	112	.491	11	34	.324	20	32	.625	36	95	131	35	55	0	10	21	26	141	3.9
Macon	8	0	90	10	27	.370	5	11	.455	4	7	.571	2	10	12	7	8	0	1	6	0	29	3.6
Antetokounmpo	2	0	11	0	3	.000	0	0	---	2	4	.500	0	1	1	0	0	0	2	1	0	2	1.0
Spalding	1	0	1	0	0	---	0	0	---	0	0	---	0	0	0	0	0	0	0	0	0	0	0.0
MAVERICKS	82	-	19780	3182	7122	.447	1022	3002	.340	1541	2076	.742	832	2884	3716	1918	1650	5	533	1167	351	8927	108.9
OPPONENTS	82	-	19780	3357	7315	.459	918	2667	.344	1400	1802	.777	836	2840	3676	2011	1905	13	643	1065	368	9032	110.1

2013-14 SEASON STATISTICS & RESULTS

DATE	OPPONENT	W/L	SCORE DAL-OPP	HOME RECORD	ROAD RECORD	TOTAL RECORD	DALLAS HI SCORER	PT	DALLAS HI REBR	RB	DALLAS HI ASSISTS	AST	OPPONENT HI SCORER	PT	ATTEND
OCT 17	@ PHOENIX	L	100-121	0-0	0-1	0-1	POWELL	16	JORDAN	12	BAREA	10	BOOKER	35	18,055
OCT 20	MINNESOTA	W	140-136	1-0	0-1	1-1	DONCIC	26	JORDAN	10	BAREA	11	TOWNS	31	20,205
OCT 22	CHICAGO	W	115-109	2-0	0-1	2-1	MATTHEWS	20	JORDAN	16	DONCIC	6	LAVINE	34	19,291
OCT 24	@ ATLANTA	L	104-111	2-0	0-2	2-2	MATTHEWS	23	JORDAN	16	BAREA	9	BAZEMORE	32	16,705
OCT 26	@ TORONTO	L	107-116	2-0	0-3	2-3	DONCIC	22	JORDAN	15	JORDAN	5	LEONARD	21	19,800
OCT 28	UTAH	L	104-113	2-1	0-3	2-4	SMITH	27	JORDAN	19	JORDAN	9	GOBERT	23	19,571
OCT 29	@ SAN ANTONIO	L	108-113(OT)	2-1	0-4	2-5	DONCIC	31	JORDAN	19	DONCIC	4	DEROZAN	34	18,354
OCT 31	@ L.A. LAKERS	L	113-114	2-1	0-5	2-6	MATTHEWS	21	JORDAN	12	BAREA	10	JAMES	29	18,997
NOV 2	NEW YORK	L	106-118	2-2	0-5	2-7	SMITH	23	JORDAN	10	DONCIC/BAREA	6	TRIER	23	20,008
NOV 6	WASHINGTON	W	119-100	3-2	0-5	3-7	DONCIC	23	BARNES	13	BAREA	8	WALL	24	19,234
NOV 7	@ UTAH	L	102-117	3-2	0-6	3-8	DONCIC	24	JORDAN	12	MATTHEWS	4	MITCHELL	23	18,306
NOV 10	OKLAHOMA CITY	W	111- 96	4-2	0-6	4-8	DONCIC	22	JORDAN	9	DONCIC	8	GEORGE	20	19,818
NOV 12	@ CHICAGO	W	103- 98	4-2	1-6	5-8	BARNES	23	JORDAN	16	BAREA	5	LAVINE	26	19,012
NOV 14	UTAH	W	118- 68	5-2	1-6	6-8	BARNES	19	JORDAN	10	BAREA	5	RUBIO	11	19,371
NOV 17	GOLDEN STATE	W	112-109	6-2	1-6	7-8	DONCIC	24	JORDAN	10	SMITH	6	DURANT	32	20,260
NOV 19	@ MEMPHIS	L	88- 98	6-2	1-7	7-9	SMITH	19	JORDAN	20	SMITH	5	CONLEY	28	15,997
NOV 21	BROOKLYN	W	119-113	7-2	1-7	8-9	BARNES	28	JORDAN	14	BAREA	7	CRABBE	27	19,926
NOV 24	BOSTON	W	113-104	8-2	1-7	9-9	BAREA/BARNES	20	JORDAN	13	DONCIC/BAREA	8	TATUM	21	20,226
NOV 28	@ HOUSTON	W	128-108	8-2	2-7	10-9	HARRIS/DONCIC	20	JORDAN	7	BAREA	12	HARDEN	25	18,055
NOV 30	@ L.A. LAKERS	L	103-114	8-2	2-8	10-10	BARNES	29	JORDAN	12	DONCIC	5	JAMES	28	18,997
DEC 2	L.A. CLIPPERS	W	114-110	9-2	2-8	11-10	BARNES	30	JORDAN	23	SMITH	5	HARRELL	23	19,551
DEC 4	PORTLAND	W	111-102	10-2	2-8	12-10	DONCIC	21	JORDAN	16	SMITH	9	LILLARD	33	19,341
DEC 5	@ NEW ORLEANS	L	106-132	10-2	2-9	12-11	BARNES	16	POWELL	10	BRUNSON	7	DAVIS/RANDLE	27	14,810
DEC 8	HOUSTON	W	107-104	11-2	2-9	13-11	MATTHEWS	21	JORDAN	20	BAREA	4	HARDEN	35	20,254
DEC 10	ORLANDO	W	101- 76	12-2	2-9	14-11	BARNES	19	DONCIC	11	DONCIC	9	SIMMONS	18	19,334
DEC 12	ATLANTA	W	114-107	13-2	2-9	15-11	BARNES	25	JORDAN	11	DONCIC	6	YOUNG	24	19,643
DEC 13	@ PHOENIX	L	89- 99	13-2	2-10	15-12	BARNES	15	JORDAN	15	DONCIC	6	WARREN	30	13,265
DEC 16	SACRAMENTO	L	113-120	13-3	2-10	15-13	DONCIC	28	JORDAN	23	DONCIC	9	HIELD/FOX	28	19,935
DEC 18	@ DENVER	L	118-126	13-3	2-11	15-14	BARNES	30	JORDAN	12	DONCIC	12	JOKIC	32	15,764
DEC 20	@ L.A. CLIPPER	L	121-125	13-3	2-12	15-15	DONCIC	32	JORDAN	22	BAREA	8	GALLINARI	32	17,528
DEC 22	@ GOLDEN STATE	L	116-120	13-3	2-13	15-16	MATTHEWS	25	JORDAN	23	BAREA	6	DURANT	29	19,596
DEC 23	@ PORTLAND	L	118-121(OT)	13-3	2-14	15-17	BARNES	27	DONCIC	11	BAREA	8	LILLARD	33	19,707
DEC 26	NEW ORLEANS	W	122-119	14-3	2-14	16-17	DONCIC	21	JORDAN	12	DONCIC	10	DAVIS	32	20,340
DEC 28	@ NEW ORLEANS	L	112-114	14-3	2-15	16-18	DONCIC	34	JORDAN	15	KLEBER/BAREA	4	DAVIS	48	18,364
DEC 30	OKLAHOMA CITY	W	105-103	15-3	2-15	17-18	DONCIC	25	JORDAN	17	BAREA	10	GEORGE	36	20,380
DEC 31	@ OKLAHOMA CIT	L	102-122	15-3	2-16	17-19	BARNES	25	JORDAN	10	BAREA	8	WESTBROOK	32	18,203
JAN 2	@ CHARLOTTE	W	122- 84	15-3	3-16	18-19	SMITH/DONCIC	18	JORDAN	13	SMITH	7	WALKER	11	16,955
JAN 4	@ BOSTON	L	93-114	15-3	3-17	18-20	BARNES	20	JORDAN	15	DONCIC	4	BROWN	21	18,624
JAN 5	@ PHILADELPHIA	L	100-106	15-3	3-18	18-21	MATTHEWS	18	BRUNSON	11	BRUNSON	8	EMBIID	25	20,656
JAN 7	L.A. LAKERS	L	97-107	15-4	3-18	18-22	DONCIC	27	JORDAN	19	BAREA	3	B. INGRAM	29	20,354
JAN 9	PHOENIX	W	104- 94	16-4	3-18	19-22	DONCIC	30	KLEBER	9	MATTHEWS	5	WARREN	20	19,596
JAN 11	@ MINNESOTA	W	119-115	16-4	4-18	20-22	DONCIC	29	JORDAN	15	DONCIC	12	TOWNS	30	18,978
JAN 13	GOLDEN STATE	L	114-119	16-5	4-18	20-23	DONCIC	26	JORDAN	14	MATTHEWS	5	CURRY	48	20,340
JAN 16	SAN ANTONIO	L	101-105	16-6	4-18	20-24	DONCIC	25	JORDAN	9	DONCIC	8	BELINELLI	17	20,214
JAN 19	@ INDIANA	L	99-111	16-6	4-19	20-25	BARNES	20	JORDAN	16	DONCIC	6	EVANS	19	17,508
JAN 21	@ MILWAUKEE	L	106-116	16-6	4-20	20-26	DONCIC	18	JORDAN	15	DONCIC	10	ANTETOKOUNMPO	31	17,963
JAN 22	L.A. CLIPPERS	W	106- 98	17-6	4-20	21-26	BARNES	20	JORDAN	16	DONCIC	6	BEVERLEY	16	19,466
JAN 25	DETROIT	W	106-101	18-6	4-20	22-26	DONCIC	32	JORDAN	11	DONCIC	8	GRIFFIN	35	20,327
JAN 27	TORONTO	L	120-123	18-7	4-20	22-27	DONCIC	35	DONCIC	12	DONCIC	10	LEONARD	33	20,308
JAN 30	@ NEW YORK	W	114- 90	18-7	5-20	23-27	BARNES	19	SMITH	10	SMITH	15	KNOX	17	18,842
JAN 31	@ DETROIT	L	89- 93	18-7	5-21	23-28	BARNES	27	MEJRI	9	BRUNSON	6	GRIFFIN	24	14,075
FEB 2	@ CLEVELAND	W	111- 98	18-7	6-21	24-28	DONCIC	35	DONCIC	11	DONCIC	6	CLARKSON	19	19,432
FEB 6	CHARLOTTE	W	99- 93	19-7	6-21	25-28	DONCIC	19	POWELL	12	DONCIC	11	WALKER	30	19,606
FEB 8	MILWAUKEE	L	107-122	19-8	6-21	25-29	DONCIC	20	POWELL	8	BURKE	5	ANTETOKOUNMPO	29	20,420
FEB 10	PORTLAND	W	102-101	20-8	6-21	26-29	DONCIC	28	DONCIC	9	BRUNSON	7	LILLARD	30	20,340
FEB 11	@ HOUSTON	L	104-120	20-8	6-22	26-30	DONCIC	21	DONCIC	10	DONCIC	8	HARDEN	31	18,055
FEB 13	MIAMI	L	101-112	20-9	6-22	26-31	HARDAWAY	20	DONCIC	12	DONCIC	9	WADE	22	20,364
FEB 22	DENVER	L	104-114	20-10	6-22	26-32	BRUNSON	22	FINNEY-SMITH	9	HARRIS	5	JOKIC	19	20,382
FEB 23	@ UTAH	L	109-125	20-10	6-23	26-33	HARDAWAY	21	BURKE	7	POWELL	5	MITCHELL/RUBIO	25	18,306
FEB 25	@ L.A. CLIPPER	L	112-121	20-10	6-24	26-34	DONCIC	28	DONCIC	10	DONCIC	10	HARRELL	32	19,068
FEB 27	INDIANA	W	110-101	21-10	6-24	27-34	DONCIC	26	DONCIC	10	DONCIC	7	BOGDANOVIC	22	19,978
MAR 2	MEMPHIS	L	81-111	21-11	6-24	27-35	DONCIC	22	POWELL	8	POWELL	4	VALANCIUNAS	20	20,233
MAR 4	@ BROOKLYN	L	88-127	21-11	6-25	27-36	POWELL	20	DONCIC	6	POWELL	6	CARROLL	22	17,064
MAR 6	@ WASHINGTON	L	123-132	21-11	6-26	27-37	DONCIC	31	DONCIC	11	BRUNSON	8	BEAL	30	16,867
MAR 8	@ ORLANDO	L	106-111	21-11	6-27	27-38	DONCIC	24	DONCIC	8	BRUNSON	9	ROSS	22	19,196
MAR 10	HOUSTON	L	93- 94	21-12	6-27	27-39	DONCIC	19	DONCIC	15	DONCIC	9	GORDON	26	20,423
MAR 12	SAN ANTONIO	L	105-112	21-13	6-27	27-40	BRUNSON	34	FINNEY-SMITH	7	DONCIC	7	DEROZAN	33	20,366
MAR 14	@ DENVER	L	99-100	21-13	6-28	27-41	DONCIC	24	KLEBER/DONCIC	11	DONCIC	9	MILLSAP	33	19,520
MAR 16	CLEVELAND	W	121-116	22-13	6-28	28-41	HARDAWAY	22	KLEBER	12	HARRIS	9	SEXTON	28	20,347
MAR 18	NEW ORLEANS	L	125-129(OT)	22-14	6-28	28-42	DONCIC	29	DONCIC	13	DONCIC	10	RANDLE	30	20,276
MAR 20	@ PORTLAND	L	118-126	22-14	6-29	28-43	DONCIC	24	POWELL	9	DONCIC	6	LILLARD	33	19,803
MAR 21	@ SACRAMENTO	L	100-116	22-14	6-30	28-44	JACKSON	19	DONCIC	10	POWELL	5	HIELD	29	17,583
MAR 23	@ GOLDEN STATE	W	126- 91	22-14	7-30	29-44	DONCIC	23	DONCIC	11	DONCIC	10	DURANT	25	19,596
MAR 26	SACRAMENTO	L	121-125	22-15	7-30	29-45	DONCIC	28	POWELL	13	DONCIC	12	FOX	23	20,168
MAR 28	@ MIAMI	L	99-105	22-15	7-31	29-46	DONCIC	19	KLEBER	10	DONCIC	7	DRAGIC	23	19,851
MAR 31	@ OKLAHOMA CITY	W	106-103	22-15	8-31	30-46	BURKE	25	NOWITZKI	13	BURKE	8	GEORGE	27	18,203
APR 1	PHILADELPHIA	W	122-102	23-15	8-31	31-46	JACKSON	24	MEJRI	14	BRUNSON	7	REDICK	26	19,645
APR 3	MINNESOTA	L	108-110	23-16	8-31	31-47	DONCIC	27	DONCIC	12	DONCIC	6	TOWNS	28	19,576
APR 5	MEMPHIS	L	112-122	23-17	8-31	31-48	LEE	21	NOWITZKI	7	LEE	7	WRIGHT	26	20,111
APR 7	@ MEMPHIS	W	129-127(OT)	23-17	9-31	32-48	BURKE	24	FINNEY-SMITH	12	BRUNSON	10	HOLIDAY	30	16,744
APR 9	PHOENIX	W	120-109	24-17	9-31	33-48	NOWITZKI	30	DONCIC	16	DONCIC	11	CRAWFORD	51	21,041
APR 10	@ SAN ANTONIO	L	94-105	24-17	9-32	33-49	NOWITZKI	20	POWELL	11	BRUNSON	10	ALDRIDGE	34	18,629

2012-2013

TOP ROW L-R MONDRICK JONES, TERRY SULLIVAN, DEREK EARLS, MIKE SHEDD, MIKE WEINAR, TONY BROWN, MONTE MATHIS, TERDEMA USSERY, RICK CARLISLE, KEITH GRANT, JIM O'BRIEN, DARRELL ARMSTRONG, BRAD DAVIS, ROLAND BEECH, GARY BOREN, MIKE PROCOPIO
MIDDLE ROW L-R DIONNE CALHOUN, SHAWN MARION, BERNARD JAMES, ELTON BRAND, DIRK NOWITZKI, CHRIS KAMAN, BRANDAN WRIGHT, VINCE CARTER, AL WHITLEY, DON KALKSTEIN
BOTTOM ROW L-R ROBERT HACKETT, JAE CROWDER, JARED CUNNINGHAM, RODRIGUE BEAUBOIS, O.J. MAYO, DARREN COLLISON, MIKE JAMES, JOSH AKOGNON, ANTHONY MORROW, CASEY SMITH

SEASON NOTEBOOK

Won 41, lost 41 (fourth, Southwest)...The Mavericks finished the 2012-13 season with a .500 record (41-41) but missed the playoffs for the first time in 13 years…Dallas began the season without the services of Dirk Nowitzki, who sat out the first 27 games of the year recovering from right knee surgery…The Mavericks welcomed back Nowitzki on Dec. 23 and the team had a strong second half of the season…The Mavericks went 28-18 (.609) in their final 46 games…Despite the strong finish, the Mavericks saw their franchise-best 12-year-long playoff streak come to an end…Nowitzki became the 17th member of the 25,000-point club at New Orleans on 4/14/13 with an 18-foot fadeaway jumper over Robin Lopez at the 6:44 mark of the second quarter (the basket gave him 25,001 career points)…Mavericks Head Coach Rick Carlisle recorded his 500th career win against Portland on 2/6/13 (Dallas defeated Portland, 105-99).

	G	GS	MIN	FG	FGA	PCT	3FG	3FGA	PCT	FT	FTA	PCT	OFF	DEF	TOT	AST	PF	DQ	STL	TO	BLK	PTS	AVG
Nowitzki	53	47	1661	343	728	.471	65	157	.414	166	193	.860	37	326	363	132	93	0	38	70	37	917	17.3
Mayo	82	82	2913	461	1026	.449	142	349	.407	191	233	.820	36	255	291	361	195	1	93	210	23	1255	15.3
Carter	81	3	2093	372	855	.435	162	399	.406	182	223	.816	58	276	334	194	226	1	74	106	44	1088	13.4
Marion	67	67	2010	355	690	.514	23	73	.315	79	101	.782	146	379	525	163	111	0	75	103	47	812	12.1
Collison	81	47	2372	341	724	.471	48	136	.353	242	275	.880	31	188	219	415	139	0	100	173	8	972	12.0
Kaman	66	52	1363	313	617	.507	0	1	.000	67	85	.788	97	275	372	51	141	1	29	103	52	693	10.5
Fisher	9	9	229	23	65	.354	10	23	.435	21	23	.913	0	15	15	31	24	2	5	18	2	77	8.6
B. Wright	64	16	1149	241	404	.597	0	3	.000	59	96	.615	85	175	260	38	78	0	26	34	76	541	8.5
Brand	72	18	1527	226	478	.473	0	1	.000	66	93	.710	130	300	430	70	192	0	50	57	90	518	7.2
M. James	45	23	862	101	271	.373	48	125	.384	23	29	.793	9	63	72	139	95	1	26	55	3	273	6.1
Crowder	78	16	1353	141	367	.384	63	192	.328	47	73	.644	35	152	187	94	128	0	63	49	17	392	5.0
Murphy	14	1	256	22	61	.361	11	35	.314	10	11	.909	7	42	49	7	29	0	10	7	6	65	4.6
Curry	2	0	25	4	8	.500	0	0	---	1	4	.250	2	2	4	0	7	0	0	3	0	9	4.5
Beaubois	45	0	549	65	176	.369	21	72	.292	30	38	.789	9	48	57	84	54	0	19	33	4	181	4.0
Do. Jones	29	3	338	40	109	.367	1	9	.111	35	53	.660	18	27	45	83	29	0	14	38	2	116	4.0
Morrow (TOT)	41	1	383	64	145	.441	16	43	.372	20	22	.909	11	19	30	13	43	0	13	8	1	164	4.0
Morrow (DAL)	17	0	82	17	34	.500	1	5	.200	4	4	1.000	1	3	4	4	10	0	1	4	0	39	2.3
Da. Jones	50	15	635	50	140	.357	8	37	.216	66	82	.805	13	57	70	28	73	0	10	22	5	174	3.5
B. James	46	11	457	53	103	.515	0	2	.000	25	41	.610	52	79	131	6	64	0	12	18	38	131	2.8
Douglas-Roberts	6	0	63	5	14	.357	0	4	.000	7	10	.700	0	5	5	4	4	0	2	1	0	17	2.8
Cunningham	8	0	26	6	14	.429	2	3	.667	2	2	1.000	1	2	3	1	3	0	1	2	0	16	2.0
Akognon	3	0	9	2	4	.500	1	2	.500	0	0	---	0	1	1	1	3	0	0	0	0	5	1.7
C. Wright	3	0	4	1	2	.500	0	0	---	0	0	---	0	0	0	0	0	0	0	1	0	2	0.7
Dentmon	2	0	4	0	2	.000	0	0	---	0	0	---	0	0	0	0	0	0	0	0	0	0	0.0
MAVERICKS	82	-	19980	3182	6892	.462	606	1628	.372	1323	1669	.793	767	2670	3437	1906	1698	6	648	1144	454	8293	101.1
OPPONENTS	82	-	19980	3067	6890	.445	642	1789	.359	1566	2079	.753	985	2752	3737	1805	1547	5	698	1202	340	8342	101.7

2012-13 SEASON STATISTICS & RESULTS

No	Date	H-R	W-L	Opponent	Score Dal-Opp	Home Record	Road Record	Total Record	Sk	Dallas Hi Scorer	Pt	Dallas Hi Rebr	Rb	Dallas Hi Assists	Ast	Opponent Hi Scorer	Pt	Attend
1	Oct 30	R	W	L.A. Lakers	99- 91	0-0	1-0	1-0	W1	Collison	17	Brand	11	Beaubois	5	Gasol	23	18,997
2	Oct 31	R	L	Utah	94-113	0-0	1-1	1-1	L!	Collison	17	Marion	11	Collison	7	Mo Williams/Ma. Williams	21	17,634
3	Nov 3	H	W	Charlotte	126- 99	1-0	1-1	2-1	W1	Mayo	30	Marion	9	Collison	10	Sessions	22	19,490
4	Nov 5	H	W	Portland	114- 91	2-0	1-1	3-1	W2	Mayo	32	Marion	7	Collison	13	Matthews/Aldridge	20	19,521
5	Nov 7	H	W	Toronto	109-104	3-0	1-1	4-1	W3	Kaman/Mayo	22	B. James	9	Mayo	6	Bargnani	25	19,763
6	Nov 9	R	L	New York	94-104	3-0	1-2	4-2	L1	Mayo	23	Tied with	7	Collison	8	Anthony	31	19,033
7	Nov 10	R	L	Charlotte	97-101(OT)	3-0	1-3	4-3	L2	Mayo	22	B. Wright	8	Collison	6	Walker	26	15,763
8	Nov 12	H	L	Minnesota	82- 90	3-1	1-3	4-4	L3	Collison	21	Kaman/Murphy	5	Beaubois	7	Pekovic	20	19,322
9	Nov 14	H	W	Washington	107-101	4-1	1-3	5-4	W1	Mayo	25	Brand	12	Collison	5	Crawford	21	19,560
10	Nov 16	R	L	Indiana	83-103	4-1	1-4	5-5	L1	Mayo	19	Kaman	10	Collison	4	Hill/West	15	15,110
11	Nov 17	R	W	Cleveland	103- 95	4-1	2-4	6-5	W1	Mayo	19	Marion	10	Collison	8	Irving	26	18,633
12	Nov 19	H	L	Golden State	101-105(OT)	4-2	2-4	6-6	L1	Mayo	27	Kaman	17	Collison/Carter	5	Curry	31	20,034
13	Nov 21	H	W	New York	114-111	5-2	2-4	7-6	W1	Mayo	27	Brand	8	Collison	7	Anthony	23	20,157
14	Nov 24	H	L	L.A. Lakers	89-115	5-3	2-4	7-7	L1	Carter	16	Marion	8	Beaubois	6	World Peace/Bryant	19	20,423
15	Nov 27	R	L	Philadelphia	98-100	5-3	2-5	7-8	L2	Kaman	20	Marion/Brand	8	Mayo	7	Turner	22	15,107
16	Nov 28	R	L	Chicago	78-101	5-3	2-6	7-9	L3	Marion	18	Brand	6	Do. Jones	5	Deng	22	21,575
17	Dec 1	H	W	Detroit	92- 77	6-3	2-6	8-9	W1	Mayo	27	Brand	12	Collison	9	Knight	20	20,285
18	Dec 5	R	L	L.A. Clippers	90-112	6-3	2-7	8-10	L1	Carter	16	Brand	9	Mayo	7	Crawford	20	19,060
19	Dec 6	R	W	Phoenix	97- 94	6-3	3-7	9-10	W1	Mayo	23	Kaman/Brand	7	Mayo	5	Mark. Morris/Dragic	15	17,517
20	Dec 8	R	W	Houston	116-109	6-3	4-7	10-10	W2	Mayo	40	Mayo	8	Collison/Fisher	5	Harden	39	15,726
21	Dec 10	H	W	Sacramento	119- 96	7-3	4-7	11-10	W3	Mayo	19	Mayo	7	Fisher	6	Garcia/Cousins	25	19,737
22	Dec 12	R	L	Boston	115-117(2OT)	7-3	4-8	11-11	L1	Mayo	24	Marion	11	Marion	7	Pierce	34	18,624
23	Dec 14	R	L	Toronto	74- 95	7-3	4-9	11-12	L2	Kaman	15	Marion	13	Fisher	5	Kleiza	20	19,132
24	Dec 15	R	L	Minnesota	106-114(OT)	7-3	4-10	11-13	L3	Mayo/Fisher	20	Marion	10	Mayo	6	Pekovic	21	18,173
25	Dec 18	H	W	Philadelphia	107-100	8-3	4-10	12-13	W1	Mayo	26	Marion	9	Mayo	8	Wright	25	20,162
26	Dec 20	H	L	Miami	95-110	8-4	4-10	12-14	L1	Crowder	15	B. James/Marion	9	Do. Jones	7	James	24	20,160
27	Dec 21	R	L	Memphis	82- 92	8-4	4-11	12-15	L2	Marion/Cater	14	Marion	11	Do. Jones	7	Gay	26	17,677
28	Dec 23	R	L	San Antonio	91-129	8-4	4-12	12-16	L3	Collison	15	Nowitzki	6	Mayo	6	Green	25	18,581
29	Dec 27	R	L	Oklahoma City	105-111(OT)	8-4	4-13	12-17	L4	Collison	32	Marion	9	Marion	7	Durant	40	18,203
30	Dec 28	H	L	Denver	85-106	8-5	4-13	12-18	L5	Mayo	15	Kaman	8	Collison	4	Gallinari	39	20,439
31	Dec 30	H	L	San Antonio	86-111	8-6	4-13	12-19	L6	Collison	18	Brand	10	Collison	8	Parker	21	19,928
32	Jan 1	R	W	Washington	103- 94	8-6	5-13	13-19	W1	Carter	23	Marion	14	Collison	8	Beal	22	14,456
33	Jan 2	R	L	Miami	109-119(OT)	8-6	5-14	13-20	L1	Mayo	30	Kaman	10	Mayo	6	James	32	20,102
34	Jan 5	H	L	New Orleans	96- 99(OT)	8-7	5-14	13-21	L2	Nowitzki	20	Marion	9	Collison	5	Vasquez	25	20,338
35	Jan 7	R	L	Utah	94-100	8-7	5-15	13-22	L3	Nowitzki	20	Kaman/Marion/Brand	9	Nowitzki/Mayo	5	Hayward	27	18,600
36	Jan 9	R	L	L.A. Clippers	93- 99	8-7	5-16	13-23	L4	Collison	22	Marion	7	Collison	6	Barnes/Paul	19	19,362
37	Jan 10	R	W	Sacramento	117-112(OT)	8-7	6-16	14-23	W1	Mayo	24	Marion/Mayo	10	Crowder/Mayo	5	Cousins	29	14,011
38	Jan 12	H	W	Memphis	104- 83	9-7	6-16	15-23	W2	Marion	20	Brand	9	Collison	6	Gay	12	19,984
39	Jan 14	H	W	Minnesota	113- 98	10-7	6-16	16-23	W3	Collison	23	Marion	8	Collison/Mayo	9	Barea	21	19,486
40	Jan 16	H	W	Houston	105-100	11-7	6-16	17-23	W4	Nowitzki	19	Brand	10	Mayo	8	Harden	20	20,147
41	Jan 18	H	L	Oklahoma City	114-117(OT)	11-8	6-16	17-24	L1	Carter	29	Brand	13	Mayo	7	Durant	52	20,434
42	Jan 20	R	W	Orlando	111-105	11-8	7-16	18-24	W1	Marion	20	Marion	10	Collison	9	Davis	24	18,192
43	Jan 25	H	L	San Antonio	107-113	11-9	7-16	18-25	L1	Beaubois	19	Brand	13	Mayo	7	Parker	23	19,884
44	Jan 27	H	W	Phoenix	110- 95	12-9	7-16	19-25	W1	Marion/Nowitzki	18	Marion	9	Mayo	6	Dragic	18	20,305
45	Jan 29	R	L	Portland	104-106	12-9	7-17	19-26	L1	Nowitzki	26	Marion/Mayo	9	Collison	9	Aldridge	29	18,888
46	Jan 31	R	L	Golden State	97-100	12-9	7-18	19-27	L2	Mayo	25	Marion	17	Collison	7	Thompson	27	19,596
47	Feb 1	R	W	Phoenix	109- 99	12-9	8-18	20-27	W1	Mayo	20	Marion	11	Collison	6	Brown	20	16,304
48	Feb 4	R	L	Oklahoma City	91-112	12-9	8-19	20-28	L1	Marion	23	Brand/Wright	7	Mayo	6	Westbrook	24	18,203
49	Feb 6	H	W	Portland	105- 99	13-9	8-19	21-28	W1	Mayo	28	Marion/Brand	10	Collison	7	Aldridge	27	19,746
50	Feb 9	H	W	Golden State	116- 91	14-9	8-19	22-28	W2	Marion	26	Marion/Brnad	11	Mayo	9	Curry	18	20,355
51	Feb 11	H	L	Atlanta	101-105	14-10	8-19	22-29	L1	Nowitzki	24	Nowitzki	7	Collison	10	Smith	26	19,654
52	Feb 13	H	W	Sacramento	123-100	15-10	8-19	23-29	W1	Carter	26	Marion	9	Collison	9	Evans	23	19,892
53	Feb 20	H	W	Orlando	111- 96	16-10	8-19	24-29	W2	Marion/Brand	17	Nowitzki	9	Collison	9	Afflalo	21	19,965
54	Feb 22	R	W	New Orleans	104-100	16-10	9-19	25-29	W3	Nowitzki	25	Carter	9	Mayo	9	Gordon	23	16,538
55	Feb 24	H	L	L.A. Lakers	99-103	16-11	9-19	25-30	L1	Nowitzki	30	Nowitzki	13	Collison/M. James	4	Bryant	38	20,440
56	Feb 26	H	L	Milwaukee	90- 95	16-12	9-19	25-31	L2	Nowitzki	21	Nowitzki	20	Collison	8	Ellis	22	19,870
57	Feb 27	R	L	Memphis	84- 90	16-12	9-20	25-32	L3	Marion	16	Marion	8	Collison	6	Randolph	22	16,017
58	Mar 1	R	W	@Brooklyn	98- 90	16-12	10-20	26-32	W1	Carter/Nowitzki	20	Nowitzki	8	M. James/Mayo/Brand	3	D. Williams	24	17,732
59	Mar 3	R	L	@Houston	103-136	16-12	10-21	26-33	L1	Mayo	18	Marion	8	Mayo/Nowitzki	4	Parsons	32	18,123
60	Mar 6	H	W	Houston	112-108	17-12	10-21	27-33	W1	Marion/Nowitzki	22	Carter	7	Mayo	12	Harden	28	20,344
61	Mar 8	R	W	Detroit	102- 99	17-12	11-21	28-33	W2	Mayo	22	Carter/Nowitzki	7	Collison	8	Knight	21	19,504
62	Mar 10	R	W	Minnesota	100- 77	17-12	12-21	29-33	W3	Carter	22	Brand	12	Collison	8	Williams	18	15,209
63	Mar 12	R	W	Milwaukee	115-108	17-12	13-21	30-33	W4	Carter	23	Nowitzki	11	M. James	7	Ellis	32	14,154
64	Mar 14	R	L	San Antonio	91- 92	17-12	13-22	30-34	L1	Nowitzki	21	Nowitzki	11	M. James	5	Duncan	28	18,581
65	Mar 15	H	W	Cleveland	96- 86	18-12	13-22	31-34	W1	Beaubois	18	Crowder	14	Collison?Beaubois	5	Waiters	21	20,482
66	Mar 17	H	L	Oklahoma City	101-107	18-13	13-22	31-35	L1	Nowitzki	23	B. Wright/Nowitzki	7	M. James	4	Westbrook	35	20,284
67	Mar 18	R	W	Atlanta	127-113	18-13	14-22	32-35	W1	Collison	24	B. Wright	8	Nowitzki/Collison	5	Teague	19	14,505
68	Mar 20	H	L	Brooklyn	96-113	18-14	14-22	32-36	L1	Nowitzki	16	Nowitzki	6	M. James	7	Lopez	38	19,962
69	Mar 22	H	W	Boston	104- 94	19-14	14-22	33-36	W1	B. Wright	23	Marion	13	Mayo	9	Garnett/Pierce/Bass	16	20,387
70	Mar 24	H	W	Utah	113-108	20-14	14-22	34-36	W2	M. James	19	Marion/Nowitzki	6	Collison/M. James	5	Kanter	17	19,821
71	Mar 26	H	W	L.A. Clippers	109-102(OT)	21-14	14-22	35-36	W3	Nowitzki	33	Nowitzki	9	M. James	6	Paul	33	20,291
72	Mar 28	H	L	Indiana	78-103	21-15	14-22	35-37	L1	Nowitzki	21	Brand	8	Collison	8	George	24	20,037
73	Mar 30	H	W	Chicago	100- 98	22-15	14-22	36-37	W1	Nowitzki	35	B. Wright	13	M. James	7	Deng/Robinson/Boozer	25	20,502
74	Apr 2	R	L	L.A. Lakers	81-101	22-15	14-23	36-38	L1	Kaman	14	Marion	7	Collison/Nowitzki	6	Howard	24	18,997
75	Apr 4	R	L	Denver	94- 95	22-15	14-24	36-39	L2	B. Wright	16	Kaman	9	Carter/Mayo	6	Brewer	23	19,155
76	Apr 5	R	W	Sacramento	117-108	22-15	15-24	37-39	W1	Marion	25	Marion	12	Carter/Collison	8	Thomas	29	13,903
77	Apr 7	R	W	Portland	96- 91	22-15	16-24	38-39	W2	Kaman	26	Kaman	11	Collison	8	Barton	22	20,228
78	Apr 10	H	L	Phoenix	91-102	22-16	16-24	38-40	L1	Marion	22	Marion	9	Mayo	6	Dragic	21	19,725
79	Apr 12	H	W	Denver	108-105(OT)	23-16	16-24	39-40	W1	Carter/Nowitzki	22	Carter	12	Carter	7	Iguodala/Brewer/Chandler	18	20,368
80	Apr 14	R	W	New Orleans	107- 89	23-16	17-24	40-40	W2	Marion	21	Kaman/Marion/Carter	7	Marion	6	Anderson	20	17,246
81	Apr 15	H	L	Memphis	97-103	23-17	17-24	40-41	L1	Nowitzki	26	Marion	8	Carter/Collison	4	Bayless	19	19,833
82	Apr 17	H	W	New Orleans	99- 87	24-17	17-24	41-41	W1	Collison	25	Nowitzki	9	Collison/Nowitzki/Carter	4	Gordon/Aminu	16	19,973

2011-2012

TOP ROW L-R DIONNE CALHOUN, BRAD DAVIS, MONDRICK JONES, TERDEMA USSERY, KEITH GRANT, DARRELL ARMSTRONG, TERRY STOTTS, RICK CARLISLE, TONY BROWN, MONTE MATHIS, GARY BOREN, ROLAND BEECH, MIKE WEINAR, AL WHITLEY, CASEY SMITH
MIDDLE ROW L-R TERRY SULLIVAN, NEIL HERSKOWITZ, MIKE SHEDD, BRENDAN HAYWOOD, BRIAN CARDINAL, IAN MAHINMI, DIRK NOWITZKI, SHAWN MARION, YI JIANLIAN, BRANDAN WRIGHT, ROBERT HACKETT, DON KALKSTEIN
BOTTOM ROW L-R VINCE CARTER, RODRIGUE BEAUBOIS, DELONTE WEST, JASON KIDD, JASON TERRY, DOMINIQUE JONES, KELENNA AZUBUIKE

SEASON NOTEBOOK

Won 36, lost 30 (third, Southwest)…Dallas made its 12th consecutive playoff appearance but lost to the eventual Western Conference Champions Thunder 4-0 in the first-round…Dirk Nowitzki made his 11th straight All-Star appearance and was named All-NBA Third Team after leading Dallas in scoring with 21.6 points per game…Nowitzki topped 1,000 points for the 13th consecutive year and led his team in scoring a league-high 45 times in 2011-12…on 2/20 vs. Boston, Nowitzki recorded his 1,000th career block, becoming just the third player in NBA history with at least 1,000 blocks and 1,000 3-pointers (Clifford Robinson, Rasheed Wallace)…Jason Kidd also reached a milestone on 2/20, passing Michael Jordan (2,514) for second place on the NBA's all-time steals list with his 2,515 career theft…on 4/15 at the L.A. Lakers, Nowitzki became the 19th player in NBA history to reach the 24,000-point plateau…Jason Terry advanced from eighth to fourth place on the NBA's all-time 3-point field goals made list in 2011-12 and finished the season with 1,788 career triples…Terry and Nowitzki both appeared in their 1,000th career game in 2011-12…the Mavericks held their opponents to under 100 points for 15 straight games from 12/30/11-1/23/12, which set a franchise record for consecutive games holding teams under the century mark.

	G	GS	MIN	FG	FGA	PCT	3FG	3FGA	PCT	FT	FTA	PCT	OFF	DEF	TOT	AST	PF	DQ	STL	TO	BLK	PTS	AVG
Nowitzki	62	62	2079	473	1034	.457	78	212	.368	318	355	.896	46	372	418	136	129	0	42	117	30	1342	21.6
Terry	63	1	2000	357	830	.430	138	365	.378	98	111	.883	16	133	149	226	69	0	73	127	11	950	15.1
Marion	63	63	1919	288	646	.446	20	68	.294	74	93	.796	145	320	465	132	87	0	67	98	36	670	10.6
Carter	61	40	1542	223	542	.411	74	205	.361	95	115	.826	32	173	205	139	134	0	56	84	25	615	10.1
West	44	33	1060	166	360	.461	27	76	.355	62	70	.886	13	88	101	139	67	0	58	76	11	421	9.6
Beaubois	53	12	1151	188	445	.422	38	132	.288	58	69	.841	19	132	151	152	98	0	56	70	28	472	8.9
Wright	49	0	791	144	233	.618	0	1	.000	52	82	.634	62	112	174	13	61	0	22	21	63	340	6.9
Odom	50	4	1027	123	349	.352	28	111	.252	58	98	.592	36	172	208	83	97	0	20	52	18	332	6.6
Kidd	48	48	1379	99	273	.363	79	223	.354	22	28	.786	15	183	198	264	83	0	82	91	10	299	6.2
Mahinmi	61	12	1139	130	238	.546	0	1	.000	94	147	.639	108	181	289	12	176	2	38	50	31	354	5.8
Haywood	54	54	1146	118	228	.518	0	0	---	45	96	.469	139	185	324	19	121	0	24	46	54	281	5.2
Williams	8	0	65	12	16	.750	0	0	---	5	6	.833	9	4	13	2	14	0	1	7	5	29	3.6
Jones	33	1	268	29	73	.397	1	8	.125	29	37	.784	9	35	44	42	28	0	10	28	5	88	2.7
Yi	30	0	203	31	82	.378	3	10	.300	14	21	.667	12	37	49	5	23	0	7	14	8	79	2.6
Azubuike	3	0	18	3	8	.375	1	3	.333	0	0	---	0	0	0	0	1	0	1	4	0	7	2.3
Cardinal	44	0	277	14	55	.255	10	49	.204	5	6	.833	4	30	34	16	38	0	8	8	2	43	1.0
Mavericks	66	-	16065	2398	5412	.443	497	1464	.339	1029	1334	.771	665	2157	2822	1380	1226	2	565	926	337	6322	95.8
Opponents	66	-	16065	2347	5390	.435	473	1368	.346	1092	1456	.750	725	2173	2898	1351	1213	3	561	971	265	6259	94.8

2011-12 SEASON STATISTICS & RESULTS

No	Date	H-R	W-L	Opponent	Score Dal-Opp	Home Record	Road Record	Total Record	Sk	Dallas Hi Scorer	Pt	Dallas Hi Rebr	Rb	Dallas Hi Assists	Ast	Opponent Hi Scorer	Pt	Attend
1	Dec 25	H	L	Miami	94-105	0-1	0-0	0-1	L1	Terry	23	Marion	6	Five tied with	3	James	37	20,421
2	Dec 26	H	L	Denver	93-115	0-2	0-0	0-2	L2	Nowitzki	20	Odom	7	Kidd/Terry/West	4	Lawson	27	20,408
3	Dec 29	R	L	Oklahoma City	102-104	0-2	0-1	0-3	L3	Nowitzki	29	Nowitzki	10	Terry	9	Durant	30	18,203
4	Dec 30	H	W	Toronto	99- 86	1-2	0-1	1-3	W1	Mahinmi	19	Haywood	9	Kidd	6	Bargnani	30	20,307
5	Jan 1	R	L	Minnesota	82- 99	1-2	0-2	1-4	L1	Nowitzki	21	Marion	6	Kidd	5	Love	25	15,115
6	Jan 2	H	W	Oklahoma City	100- 87	2-2	0-2	2-4	W1	Nowitzki	26	Mahinmi	9	Kidd	9	Durant	27	20,108
7	Jan 4	H	W	Phoenix	98- 89	3-2	0-2	3-4	W2	Nowitzki	20	Haywood	12	Nowitzki	7	Gortat	22	19,885
8	Jan 5	R	L	San Antonio	71- 93	3-2	0-3	3-5	L1	Terry	12	Mahinmi	9	Kidd/West	3	Bonner	17	18,581
9	Jan 7	H	W	New Orleans	96- 81	4-2	0-3	4-5	W1	Carter/Mahinmi	13	Mahinmi	7	Nowitzki/Terry/West	4	Aminu	15	20,409
10	Jan 10	R	W	Detroit	100- 86	4-2	1-3	5-5	W2	Nowitzki	18	Nowitzki/Odom	7	West	10	Bynum	20	10,073
11	Jan 11	R	W	Boston	90- 85	4-2	2-3	6-5	W3	Terry	18	Haywood	11	Nowitzki	4	Rondo	24	18,624
12	Jan 13	H	W	Milwaukee	102- 76	5-2	2-3	7-5	W4	Terry	17	B'bois/Odom/Wright	6	West	4	Jennings	19	20,112
13	Jan 14	H	W	Sacramento	99- 60	6-2	2-3	8-5	W5	Terry	21	Marion	8	Kidd	6	Thornton	14	20,313
14	Jan 16	R	L	L.A. Lakers	70- 73	6-2	2-4	8-6	L1	Nowitzki	21	Mahinmi	10	Terry	7	Bynum	17	18,997
15	Jan 18	R	L	L.A. Clippers	89- 91	6-2	2-5	8-7	L2	Nowitzki/West	17	Marion	10	Kidd	10	Williams	26	19,252
16	Jan 19	R	W	Utah	94- 91	6-2	3-5	9-7	W1	Marion	22	Marion	7	Kidd	11	Jefferson	22	19,911
17	Jan 21	R	W	New Orleans	83- 81	6-2	4-5	10-7	W2	Odom/West	16	Marion	12	West	6	Landry	19	15,471
18	Jan 23	H	W	Phoenix	93- 87	7-2	4-5	11-7	W3	Marion	29	Mahinmi	9	Kidd/Odom	5	Gortat/Hill	19	19,944
19	Jan 25	H	W	Minnesota	90-105	7-3	4-5	11-8	W4	Terry	17	Haywood	10	Kidd	7	Love	31	20,150
20	Jan 27	H	W	Utah	116-101	8-3	4-5	12-8	W5	Beaubois	22	Haywood	12	Beaubois	7	Millsap	20	20,096
21	Jan 29	H	W	San Antonio	101-100(ot)	9-3	4-5	13-8	W6	Terry	34	Nowitzki	13	Beaubois	7	Neal	19	20,262
22	Jan 30	R	W	Phoenix	122- 99	9-3	5-5	14-8	W7	West	25	Haywood	8	Beaubois	7	Gortat	17	13,132
23	Feb 1	H	L	Oklahoma City	86- 95	9-4	5-5	14-9	L1	Terry	25	Marion	10	Beaubois	4	Westbrook	33	20,316
24	Feb 3	H	L	Indiana	87- 98	9-5	5-5	14-10	L2	Nowitzki	30	Marion/Nowitzki	7	Carter	5	George	30	20,146
25	Feb 4	R	L	Cleveland	88- 91	9-5	5-6	14-11	L3	Nowitzki	24	Nowitzki/Wright	8	West	7	Irving	20	17,443
26	Feb 8	R	W	Denver	105- 95	9-5	6-6	15-11	W1	Nowitzki	25	Nowitzki	9	Carter	8	Fernandez/Harrington	17	15,970
27	Feb 10	R	W	Minnesota	104- 97	9-5	7-6	16-11	W2	Nowitzki	33	Marion	8	Kidd	10	Love	32	17,119
28	Feb 11	H	W	Portland	97- 94(2ot)	10-5	7-6	17-11	W3	Nowitzki	20	Marion	12	Kidd	8	Aldridge	33	20,457
29	Feb 13	H	W	L.A. Clippers	96- 92	11-5	7-6	18-11	W4	Nowitzki	22	Haywood	9	Kidd	4	Butler	23	20,436
30	Feb 15	H	W	Denver	102- 84	12-5	7-6	19-11	W5	Marion	16	Marion	10	Jones/Marion	6	Fernandez	14	20,075
31	Feb 17	R	W	Philadelphia	82- 75	12-5	8-6	20-11	W6	Nowitzki	28	Nowitzki	12	Kidd	8	Vucevic	16	19,369
32	Feb 19	R	L	New York	97-104	12-5	8-7	20-12	L1	Nowitzki	34	Marion/Terry	7	Terry	6	Lin	28	19,763
33	Feb 20	H	W	Boston	89- 73	13-5	8-7	21-12	W1	Nowitzki	26	Nowitzki	16	Kidd	8	Pierce	20	20,364
34	Feb 22	H	L	L.A. Lakers	91- 96	13-6	8-7	21-13	L1	Nowitzki	25	Nowitzki	12	Marion/Terry	5	Gasol	24	20,577
35	Feb 28	H	L	New Jersey	92- 93	13-7	8-7	21-14	L2	Nowitzki	24	Haywood/Nowitzki	10	Kidd	8	Lopez	38	20,170
36	Feb 29	R	L	Memphis	85- 96	13-7	8-8	21-15	L3	Terry	18	Marion	8	Terry	5	Gasol	22	17,023
37	Mar 2	R	L	New Orleans	92- 97	13-7	8-9	21-16	L4	Beaubois	25	Nowitzki	9	Kidd	6	Kaman	20	15,568
38	Mar 3	H	W	Utah	102- 96	14-7	8-9	22-16	W1	Nowitzki	40	Mahinmi	8	Kidd	8	Millsap	24	20,560
39	Mar 5	R	L	Oklahoma City	91- 95	14-7	8-10	22-17	L1	Nowitzki	27	Marion	10	Terry	7	Westbrook	24	18,203
40	Mar 6	H	W	New York	95- 85	15-7	8-10	23-17	W1	Nowitzki	28	Marion	9	Kidd	6	Stoudemire	26	20,605
41	Mar 8	R	L	Phoenix	94- 96	15-7	8-11	23-18	L1	Carter/Nowitzki	18	Marion	8	Carter	4	Dudley	18	15,498
42	Mar 9	R	L	Sacramento	97-110	15-7	8-12	23-19	L2	Terry	23	Nowitzki	9	Beaubois/Kidd	4	Evans/Thornton	17	16,857
43	Mar 10	R	L	Golden State	87-111	15-7	8-13	23-20	L3	Nowitzki	22	Mahinmi	9	Jones/Terry	5	Lee	25	19,596
44	Mar 13	H	W	Washington	107- 98	16-7	8-13	24-20	W1	Nowitzki	27	Marion	13	Beaubois/Kidd/Marion	4	Booker	20	20,319
45	Mar 15	H	W	Charlotte	101- 96	17-7	8-13	25-20	W2	Nowitzki	27	Haywood	8	Nowitzki	5	Maggette	21	20,507
46	Mar 17	H	W	San Antonio	106- 99	18-7	8-13	26-20	W3	Nowitzki	27	Wright	9	Kidd	10	Duncan/Green	17	20,528
47	Mar 19	R	W	Denver	112- 95	18-7	9-13	27-20	W4	Nowitzki	33	Nowitzki	11	Kidd	10	Afflalo	24	16,683
48	Mar 21	H	L	L.A. Lakers	93-109	18-8	9-13	27-21	L1	Nowitzki	26	Nowitzki	10	Beaubois	5	Bryant	30	20,664
49	Mar 23	R	L	San Antonio	87-104	18-8	9-14	27-22	L2	Terry	18	Mahinmi	9	Beaubois	5	Green	18	18,581
50	Mar 24	R	W	Houston	101- 99(ot)	18-8	10-14	28-22	W1	Nowitzki	31	Marion	15	Kidd	4	Dragic	24	18,193
51	Mar 27	H	W	Houston	90- 81	19-8	10-14	29-22	W2	Nowitzki	21	Marion	11	Beaubois	5	Scola	22	20,359
52	Mar 29	R	L	Miami	85-106	19-8	10-15	29-23	L1	Nowitzki	25	Kidd/Nowitzki	6	Kidd/Terry	4	Bosh/James	19	20,096
53	Mar 30	R	W	Orlando	100- 98	19-8	11-15	30-23	W1	Nowitzki	28	Marion	9	Kidd	6	Nelson	24	18,951
54	Apr 2	H	L	L.A. Clippers	75- 94	19-9	11-15	30-24	L1	Nowitzki	19	Marion	9	Terry/West	4	Foye	28	20,479
55	Apr 4	H	W	Memphis	95- 85	20-9	11-15	31-24	W1	Nowitzki	23	Mahinmi/Nowitzki	10	Beaubois	5	Mayo	17	20,233
56	Apr 6	H	L	Portland	97- 99(ot)	20-10	11-15	31-25	L1	Nowitzki	23	Nowitzki	14	Beaubois/Terry/West	5	Felton	30	20,544
57	Apr 7	R	L	Memphis	89- 94	20-10	11-16	31-26	L2	Nowitzki	17	Marion	11	Terry	8	Gay	25	18,119
58	Apr 10	H	W	Sacramento	110-100	21-10	11-16	32-26	W1	Beaubois/Nowitzki	15	Marion	14	Kidd	7	Cousins	25	20,241
59	Apr 12	R	W	Golden State	112-103	21-10	12-16	33-26	W2	Nowitzki	27	Marion	12	Kidd	12	Lee	30	17,929
60	Apr 13	R	W	Portland	97- 94	21-10	13-16	34-26	W3	Nowitzki	24	Marion	14	West	7	Batum	20	20,304
61	Apr 15	R	L	L.A. Lakers	108-112(ot)	21-10	13-17	34-27	L1	Nowitzki	24	Nowitzki	14	Kidd	7	Bynum	23	18,997
62	Apr 16	R	L	Utah	121-123(3ot)	21-10	13-18	34-28	L2	Nowitzki	40	Carter	12	Kidd/Nowitzki	6	Jefferson	28	19,363
63	Apr 18	H	W	Houston	117-110	22-10	13-18	35-28	W1	Nowitzki	35	Marion	6	Kidd	8	Dragic	20	20,508
64	Apr 20	H	W	Golden State	104- 94	23-10	13-18	36-28	W2	Carter	19	Carter/Mahinmi	9	Kidd/Terry/West	4	Thompson	26	20,547
65	Apr 21	R	L	Chicago	83- 93	23-10	13-19	36-29	L1	Nowitzki	17	Nowitzki/Wright	7	Beaubois	5	Deng	22	22,945
66	Apr 26	R	L	Atlanta	89-106	23-10	13-20	36-30	L2	Nowitzki	22	Marion	8	Beaubois	6	Smith	23	14,595

2010-2011

TOP ROW L-R DIONNE CALHOUN, MIKE WEINAR, MIKE SHEDD, MONDRICK JONES, CASEY SMITH, MONTE MATHIS, DWANE CASEY, TERRY STOTTS, RICK CARLISLE, DONNIE NELSON, DARRELL ARMSTRONG, KEITH GRANT, BRAD DAVIS, AL WHITLEY, ROLAND BEECH

MIDDLE ROW L-R NEIL HERSKOWITZ, TERRY SULLIVAN, IAN MAHINMI, CARON BUTLER, BRENDAN HAYWOOD, DIRK NOWITZKI, TYSON CHANDLER, SHAWN MARION, BRIAN CARDINAL, DON KALKSTEIN, GARY BOREN, ROBERT HACKETT
BOTTOM ROW L-R DESHAWN STEVENSON, COREY BREWER, JOSE BAREA, JASON TERRY, JASON KIDD, RODRIGUE BEAUBOIS, DOMINIQUE JONES [NOT PICTURED: PEJA STOJAKOVIC]

SEASON NOTEBOOK

Won 57, lost 25 (second, Southwest)…the 2010-11 Dallas Mavericks captured their first world championship in franchise history...the Mavericks avenged the loss to the Heat in the 2006 NBA Finals by defeating Miami in the 2011 Finals...Dirk Nowitzki led the Mavericks on their impressive postseason run, averaging a team-high 27.7 points and 8.1 rebounds…Dallas eliminated Portland, the L.A. Lakers and Oklahoma City before taking down Miami in the championship series…in the regular season, the Mavericks went 57-25 (.695) and became just the third team in NBA history to record 11 straight 50-win seasons…Dallas posted a road mark of 28-13 (.683), which was tied with Miami for the best road record in the NBA…Nowitzki eclipsed 1,500 points for the 11th consecutive year and made his 10th straight All-Star appearance…he averaged a team-high 23.0 points and shot a career-high 51.7 percent from the field en route to earning All-NBA Second Team honors…among the long list of milestones achieved in 2010-11, Jason Terry and Shawn Marion both reached the 15,000-point plateau, Jason Kidd tallied his 11,000th career assist and head coach Rick Carlisle recorded his 400th career win…Tyson Chandler, who was acquired via trade during the offseason, was named All-Defensive Second Team and proved to be the stabilizing force Dallas needed in the middle.

	G	GS	MIN	FG	FGA	PCT	3FG	3FGA	PCT	FT	FTA	PCT	OFF	DEF	TOT	AST	PF	DQ	STL	TO	BLK	PTS	AVG
Nowitzki	73	73	2504	610	1179	.517	66	168	.393	395	443	.892	50	463	513	190	172	0	38	137	47	1681	23.0
Terry	82	10	2564	492	1091	.451	127	351	.362	182	214	.850	24	129	153	334	140	0	93	167	13	1293	15.8
Butler	29	29	867	170	378	.450	28	65	.431	68	88	.773	22	96	118	46	59	0	28	49	8	436	15.0
Marion	80	27	2253	434	834	.520	5	33	.152	126	164	.768	168	383	551	110	144	0	68	130	50	999	12.5
Chandler	74	74	2059	266	407	.654	0	0	---	216	295	.732	206	486	692	32	240	4	36	88	80	748	10.1
Barea	81	2	1669	285	649	.439	66	189	.349	133	157	.847	29	130	159	317	136	1	30	136	1	769	9.5
Stojakovic (TOT)	33	13	617	100	227	.441	57	136	.419	23	25	.920	14	61	75	29	24	0	13	17	2	280	8.5
Stojakovic (DAL)	25	13	506	79	184	.429	42	105	.400	15	16	.938	14	52	66	22	22	0	11	11	2	215	8.6
Beaubois	28	26	496	94	223	.422	25	83	.301	23	30	.767	7	45	52	64	76	0	20	47	8	236	8.4
Brewer (TOT)	69	24	1510	193	488	.395	30	112	.268	136	192	.708	57	118	175	89	159	1	100	87	16	552	8.0
Brewer (DAL)	13	2	148	25	51	.490	4	13	.308	15	21	.714	12	11	23	12	25	0	11	10	2	69	5.3
Kidd	80	80	2653	215	596	.361	133	391	.340	67	77	.870	35	316	351	655	119	0	134	179	29	630	7.9
Stevenson	72	54	1158	128	330	.388	94	249	.378	33	43	.767	20	86	106	77	71	0	21	44	5	383	5.3
Haywood	72	8	1331	128	223	.574	0	1	.000	64	177	.362	129	247	376	19	146	0	16	51	74	320	4.4
Pavlovic	10	6	163	15	35	.429	7	16	.438	4	5	.800	0	12	12	7	15	0	5	5	3	41	4.1
Mahinmi	56	0	488	55	98	.561	0	2	.000	63	82	.768	43	77	120	8	105	2	14	25	15	173	3.1
Ajinca	10	2	75	12	32	.375	3	7	.429	2	3	.667	5	12	17	2	13	0	3	1	5	29	2.9
Cardinal	56	4	618	43	100	.430	42	87	.483	17	18	.944	10	49	59	40	82	0	24	17	7	145	2.6
Jones	18	0	135	14	45	.311	0	4	.000	14	17	.824	6	19	25	19	7	0	5	10	3	42	2.3
Novak	7	0	18	4	8	.500	3	4	.750	0	0	---	0	5	5	0	3	0	0	0	0	11	1.6
Mavericks	82	-	19705	3069	6463	.475	645	1768	.365	1437	1850	.777	780	2618	3398	1954	1575	7	557	1145	352	8220	100.2
Opponents	82	-	19705	2996	6656	.450	508	1480	.343	1373	1830	.750	880	2459	3339	1689	1650	16	623	1114	303	7873	96.0

2010-11 SEASON STATISTICS & RESULTS

No	Date	H-R	W-L	Opponent	Score Dal-Opp	Home Record	Road Record	Total Record	Sk	Dallas Hi Scorer	Pt	Dallas Hi Rebr	Rb	Dallas Hi Assists	Ast	Opponent Hi Scorer	Pt	Attend
1	Oct 27	H	W	Charlotte	101- 86	1-0	0-0	1-0	W1	Nowitzki	28	Nowitzki	13	Kidd	18	Thomas	22	19,440
2	Oct 29	H	L	Memphis	90- 91	1-1	0-0	1-1	L1	Nowitzki	27	Chandler	9	Kidd	10	Gay	21	20,060
3	Oct 31	A	W	L.A. Clippers	99- 83	1-1	1-0	2-1	W1	Butler	17	Kidd	9	Kidd	7	Griffin	16	13,718
4	Nov 3	A	W	Denver	102-101	1-1	2-0	3-1	W2	Nowitzki	35	Nowitzki	12	Kidd	12	Anthony	20	14,159
5	Nov 6	H	L	Denver	92-103	1-2	2-0	3-2	L1	Terry	26	Butler	10	Kidd	7	Anthony	27	19,948
6	Nov 8	H	W	Boston	89- 87	2-2	2-0	4-2	W1	Nowitzki	25	Chandler	13	Kidd	10	Pierce	24	20,194
7	Nov 10	A	W	Memphis	106- 91	2-2	3-0	5-2	W2	Terry	25	Nowitzki	10	Kidd	12	Randolph	23	10,767
8	Nov 12	H	W	Philadelphia	99- 90	3-2	3-0	6-2	W3	Barea	19	Haywood	17	Kidd	8	Young	17	19,989
9	Nov 15	H	W	New Orleans	98- 95	4-2	3-0	7-2	W4	Terry	26	Nowitzki	10	Kidd	6	Paul	22	19,712
10	Nov 17	A	L	New Orleans	97- 99	4-2	3-1	7-3	L1	Nowitzki	29	Nowitzki	9	Kidd	8	Paul	20	13,828
11	Nov 19	H	L	Chicago	83- 88	4-3	3-1	7-4	L2	Nowitzki	36	Chandler	10	Terry	8	Rose	22	20,133
12	Nov 20	A	W	Atlanta	98- 93	4-3	4-1	8-4	W1	Nowitzki	21	Marion	10	Kidd	9	Smith	21	14,143
13	Nov 23	H	W	Detroit	88- 84	5-3	4-1	9-4	W2	Nowitzki	42	Nowitzki	12	Kidd	10	Prince/Stuckey	19	19,734
14	Nov 24	A	W	Oklahoma City	111-103	5-3	5-1	10-4	W3	Nowitzki	34	Chandler	18	Kidd	12	Durant	32	18,203
15	Nov 26	A	W	San Antonio	103- 94	5-3	6-1	11-4	W4	Nowitzki	26	Chandler.Nowitzki	8	Barea	7	Ginobili	31	18,581
16	Nov 27	H	W	Miami	106- 95	6-3	6-1	12-4	W5	Butler	23	Chandler	17	Kidd	13	James	23	20,536
17	Nov 29	H	W	Houston	101- 91	7-3	6-1	13-4	W6	Nowitzki	20	Marion/Nowitzki	10	Kidd	11	Martin	17	19,435
18	Dec 1	H	W	Minnesota	100- 86	8-3	6-1	14-4	W7	Marion	16	Chandler	18	Terry	7	Beasley	16	19,567
19	Dec 3	A	W	Utah	93- 81	8-3	7-1	15-4	W8	Nowitzki	26	Chandler	8	Kidd	7	Millsap	21	19,623
20	Dec 4	A	W	Sacramento	105-103	8-3	8-1	16-4	W9	Nowitzki	25	Marion	8	Barea	6	Evans	25	12,900
21	Dec 7	H	W	Golden State	105-100	9-3	8-1	17-4	W10	Nowitzki	25	Mahinmi	10	Kidd	7	Curry	21	19,593
22	Dec 9	H	W	New Jersey	102- 89	10-3	8-1	18-4	W11	Nowitzki	21	Nowitzki	10	Barea	13	Lopez	24	19,666
23	Dec 11	H	W	Utah	103- 97	11-3	8-1	19-4	W12	Nowitzki	31	Nowitzki	15	Kidd	9	Williams	34	20,074
24	Dec 13	H	L	Milwaukee	99-103	11-4	8-1	19-5	L1	Nowitzki	30	Chandler	9	Kidd	10	Jennings	23	19,720
25	Dec 15	H	W	Portland	103- 98	12-4	8-1	20-5	W1	Butler	23	Chandler	8	Kidd	6	Aldridge	35	19,531
26	Dec 17	H	W	Phoenix	106- 91	13-4	8-1	21-5	W2	Terry/Nowitzki	18	Chandler	12	Kidd	8	Warrick	15	20,406
27	Dec 20	A	W	Miami	98- 96	13-4	9-1	22-5	W3	Nowitzki	26	Marion	13	Kidd	7	Wade	22	20,178
28	Dec 21	A	W	Orlando	105- 99	13-4	10-1	23-5	W4	Butler	20	Nowitzki	8	Kidd	12	Howard	26	19,057
29	Dec 27	A	W	Oklahoma City	103- 93	13-4	11-1	24-5	W5	Butler	21	Chandler	10	Kidd	10	Durant	28	18,203
30	Dec 28	H	L	Toronto	76- 84	13-5	11-1	24-6	L1	Terry	18	Cardinal	7	Terry	6	Davis	17	20,027
31	Dec 30	H	L	San Antonio	93- 99	13-6	11-1	24-7	L2	Butler	30	Chandler	11	Kidd	13	Neal	21	20,604
32	Jan 1	H	L	Milwaukee	87- 99	13-6	11-2	24-8	L3	Barea	29	Kidd	7	Kidd	9	Boykins	26	13,194
33	Jan 2	H	W	Cleveland	104- 95	13-6	12-2	25-8	W1	Marion	22	Chandler	14	Kidd	8	Jamison	35	20,562
34	Jan 4	H	W	Portland	84- 81	14-6	12-2	26-8	W2	Terry/Stevenson	18	Chandler	13	Kidd	8	Aldridge	28	19,514
35	Jan 6	H	L	Oklahoma City	95- 99	14-7	12-2	26-9	L1	Marion	25	Chandler	18	Kidd	7	Durant	28	20,282
36	Jan 8	H	L	Orlando	107-117	14-8	12-2	26-10	L2	Stevenson	24	Marion	8	Terry	9	Howard	23	20,178
37	Jan 12	A	L	Indiana	89-102	14-8	12-3	26-11	L3	Terry	18	Chandler	9	Kidd	7	Rush	20	11,204
38	Jan 14	A	L	San Antonio	89-101	14-8	12-4	26-12	L4	Marion	14	Marion	10	Barea	5	Blair/Parker	18	18,581
39	Jan 15	A	L	Memphis	70- 89	14-8	12-5	26-13	L5	Mahinmi	17	Chandler	6	Kidd	4	Randolph	23	15,812
40	Jan 17	A	L	Detroit	89-103	14-8	12-6	26-14	L6	Nowitzki	32	Haywood/Marion	7	Kidd	13	Stuckey	20	12,660
41	Jan 19	H	W	L.A. Lakers	109-100	15-8	12-6	27-14	W1	Marion/Terry	22	Chandler	10	Kidd	10	Gasol	23	20,365
42	Jan 20	A	L	Chicago	77- 82	15-8	12-7	27-15	L1	Nowitzki	19	Chandler	12	Nowitzki/Terry	4	Rose	26	21,397
43	Jan 22	A	W	New Jersey	87- 86	15-8	13-7	28-15	W1	Nowitzki	23	Marion	11	Kidd	8	Lopez	24	14,051
44	Jan 25	H	W	L.A. Clippers	112-105	16-8	13-7	29-15	W2	Terry	28	Marion	10	Kidd	7	Griffin	22	20,335
45	Jan 27	H	W	Houston	111-106	17-8	13-7	30-15	W3	Chandler	21	Chandler	15	Kidd	10	Scola	30	20,088
46	Jan 29	H	W	Atlanta	102- 91	18-8	13-7	31-15	W4	Nowitzki	19	Kidd	8	Terry	11	Johnson	27	20,309
47	Jan 31	H	W	Washington	102- 92	19-8	13-7	32-15	W5	Nowitzki	24	Chandler	18	Kidd	11	Lewis/Young	18	19,724
48	Feb 2	A	W	New York	113- 97	19-8	14-7	33-15	W6	Nowitzki	29	Chandler/Nowitzki	11	Kidd	10	Gallinari	27	19,763
49	Feb 4	A	W	Boston	101- 97	19-8	15-7	34-15	W7	Nowitzki	29	Chandler	15	Kidd	9	Allen	24	18,624
50	Feb 5	A	W	Charlotte	101- 92	19-8	16-7	35-15	W8	Nowitzki	25	Chandler	15	Kidd	6	Augustin	21	17,743
51	Feb 7	H	W	Cleveland	99- 96	20-8	16-7	36-15	W9	Terry	23	Chandler	11	Kidd	8	Hickson	26	19,875
52	Feb 9	A	W	Sacramento	102-100	20-8	17-7	37-15	W10	Terry	22	Kidd	8	Kidd/Stojakovic	5	Dalembert	20	12,310
53	Feb 10	A	L	Denver	120-121	20-8	17-8	37-16	L1	Terry	25	Chandler	11	Kidd/Nowitzki	6	Anthony	42	12,673
54	Feb 12	A	W	Houston	106-102	20-8	18-8	38-16	W1	Nowitzki/Stojakovic	22	Marion	9	Terry	7	Lowry	26	17,009
55	Feb 16	H	W	Sacramento	116-100	21-8	18-8	39-16	W2	Kidd	20	Haywood	10	Barea	10	Taylor	17	20,420
56	Feb 17	A	W	Phoenix	112-106	21-8	19-8	40-16	W3	Nowitzki	35	Chandler	12	Kidd	12	Frye	24	17,903
57	Feb 23	H	W	Utah	118- 99	22-8	19-8	41-16	W4	Nowitzki	23	Chandler	10	Kidd	12	Jefferson	30	20,379
58	Feb 26	A	W	Washington	105- 99	22-8	20-8	42-16	W5	Terry	25	Chandler	13	Kidd	14	Wall	24	19,203
59	Feb 27	A	W	Toronto	114- 96	22-8	21-8	43-16	W6	Nowitzki	31	Nowitzki	13	Barea	9	A. Johnson	21	16,827
60	Mar 1	A	W	Philadelphia	101- 93	22-8	22-8	44-16	W7	Terry	30	Kidd/Marion	10	Kidd	13	Meeks	16	13,509
61	Mar 4	H	W	Indiana	116-108	23-8	22-8	45-16	W8	Nowitzki	29	Marion	7	Barea	8	Granger	22	20,385
62	Mar 6	H	L	Memphis	103-104	23-9	22-8	45-17	L1	Terry	26	Marion	12	Kidd	6	Randolph	27	20,102
63	Mar 7	A	W	Minnesota	108-105	23-9	23-8	46-17	W1	Nowitzki	25	Haywood/Marion	10	Kidd	9	Love	23	13,288
64	Mar 9	A	L	New Orleans	92- 93	23-9	23-9	46-18	L1	Nowitzki	26	Chandler	13	Kidd	7	Belinelli/Jack	21	14,472
65	Mar 10	H	W	New York	127-109	24-9	23-9	47-18	W1	Nowitzki	23	Nowitzki	9	Kidd	8	Stoudemire	36	20,517
66	Mar 12	H	L	L.A. Lakers	91- 96	24-10	23-9	47-19	L1	Marion/Nowitzki	25	Marion	12	Kidd	9	Bynum	22	20,619
67	Mar 15	A	L	Portland	101-104	24-10	23-10	47-20	L2	Nowitzki	28	Nowitzki	11	Kidd	14	Aldridge	30	20,631
68	Mar 16	A	W	Golden State	112-106	24-10	24-10	48-20	W1	Nowitzki	34	Nowitzki	13	Kidd	11	Ellis	26	19,596
69	Mar 18	H	L	San Antonio	91- 97	24-11	24-10	48-21	L1	Nowitzki	23	Nowitzki	9	Kidd	9	Parker	33	20,614
70	Mar 20	H	W	Golden State	101- 73	25-11	24-10	49-21	W1	Nowitzki	20	Chandler	17	Kidd/Barea	6	Ellis	18	20,324
71	Mar 24	H	W	Minnesota	104- 96	26-11	24-10	50-21	W2	Nowitzki	30	Nowitzki	11	Kidd	13	Randolph	31	20,296
72	Mar 26	A	W	Utah	94- 77	26-11	25-10	51-21	W3	Terry	22	Chandler/Marion	7	Kidd/Barea	6	Jefferson	21	19,649
73	Mar 27	A	W	Phoenix	91- 83	26-11	26-10	52-21	W4	Chandler/Kidd/Terry	16	Chandler	18	Barea	5	Dudley/Gortat	20	17,314
74	Mar 30	A	W	L.A. Clippers	106-100	26-11	27-10	53-21	W5	Nowitzki	24	Marion	9	Kidd	10	Griffin	25	19,060
75	Mar 31	A	L	L.A. Lakers	82-110	26-11	27-11	53-22	L1	Nowitzki	27	Nowitzki	13	Kidd	6	Bryant	28	18,997
76	Apr 2	A	L	Golden State	92- 99	26-11	27-12	53-23	L2	Marion	21	Marion	8	Barea	11	Ellis	32	18,128
77	Apr 3	A	L	Portland	96-104	26-11	27-13	53-24	L3	Marion	19	Haywood	11	Kidd/Beaubois	4	Wallace	19	20,534
78	Apr 6	H	L	Denver	96-104	26-12	27-13	53-25	L4	Marion	21	Haywood	19	Barea	10	Smith	23	20,364
79	Apr 8	H	W	L.A. Clippers	107- 96	27-12	27-13	54-25	W1	Nowitzki/Brewer	20	Marion	10	Nowitzki	7	Williams	29	20,382
80	Apr 10	H	W	Phoenix	115- 90	28-12	27-13	55-25	W2	Nowitzki	19	Chandler	12	Kidd	7	Gortat	15	20,355
81	Apr 11	A	W	Houston	98- 91(OT)	28-12	28-13	56-25	W3	Nowitzki	23	Chandler/Nowitzki	12	Kidd/Marion	4	Martin	28	14,898
82	Apr 13	H	W	New Orleans	121- 89	29-12	28-13	57-25	W4	Nowitzki	32	Marion	8	Kidd	8	Jack	22	20,366

2009-2010

PLAYERS L-R JASON TERRY, ERICK DAMPIER, EDUARDO NAJERA, CARON BUTLER, SHAWN MARION, RODRIGUE BEAUBOIS, DIRK NOWITZKI, BRENDAN HAYWOOD, MATT CARROLL, J.J. BAREA, DESHAWN STEVENSON, TIM THOMAS, JASON KIDD

SEASON NOTEBOOK

Won 55, lost 27 (first, Southwest)…The Mavericks became just the fourth franchise in NBA history to amass 10 consecutive 50-plus win seasons and locked up the second overall seed for the Western Conference Playoffs…the team accomplished all of this despite a blockbuster, 7-player trade that took place over All-Star Weekend and brought Caron Butler, Brendan Haywood and DeShawn Stevenson to Dallas…the city also played host to the 59th NBA All-Star Game, which drew 108,713 fans to Cowboy Stadium in Arlington, the largest crowd to ever watch a basketball game…Dirk Nowitzki and Jason Kidd were both named All-Stars…on Jan. 13, against the Lakers, Nowitzki scored the 20,000th point of his career to become just the 34th player in history to hit that plateau...the Mavericks fell short against the Spurs in the opening round of the postseason, 4-2.

	G	GS	MIN	FG	FGA	PCT	3FG	3FGA	PCT	FT	FTA	PCT	OFF	DEF	TOT	AST	PF	DQ	STL	TO	BLK	PTS	AVG
Nowitzki	81	80	3039	720	1496	.481	51	121	.421	536	586	.915	80	540	620	218	208	1	70	149	79	2027	25.0
Terry	77	12	2540	456	1041	.438	136	373	.365	232	268	.866	19	121	140	292	142	0	94	109	17	1280	16.6
Butler (TOT)	74	74	2784	450	1051	.428	42	145	.290	264	315	.838	104	357	461	156	193	0	116	160	24	1206	16.3
Butler (DAL)	27	27	930	157	357	.440	17	50	.340	79	104	.760	36	109	145	49	67	0	48	47	9	410	15.2
Howard*	31	9	827	137	342	.401	20	75	.267	94	119	.790	26	86	112	44	78	0	23	43	9	388	12.5
Marion	75	75	2385	395	778	.508	3	19	.158	105	139	.755	158	319	477	107	141	1	69	99	61	898	12.0
Kidd	80	80	2881	284	671	.423	176	414	.425	80	99	.808	48	397	445	724	142	0	145	195	35	824	10.3
Haywood (TOT)	77	67	2355	276	491	.562	0	1	.000	152	245	.620	278	437	715	43	209	2	26	99	158	704	9.1
Haywood (DAL)	28	19	741	88	156	.564	0	1	.000	50	87	.575	78	130	208	25	64	1	8	32	57	226	8.1
Gooden*	46	11	1030	157	336	.467	1	6	.167	93	115	.809	123	193	316	26	129	3	26	56	50	408	8.9
Barea	78	18	1546	232	527	.440	56	157	.357	76	90	.844	17	129	146	258	119	1	35	102	6	596	7.6
Thomas*	18	1	285	49	106	.462	16	43	.372	21	24	.875	13	28	41	14	31	1	10	14	2	135	7.5
Beaubois	56	16	700	155	299	.518	45	110	.409	42	52	.808	12	66	78	74	84	1	29	54	12	397	7.1
Dampier	55	47	1280	133	213	.624	1	3	.333	61	101	.604	128	272	400	31	153	0	15	61	77	328	6.0
Humphries*	25	0	315	53	115	.461	0	0	---	25	44	.568	38	57	95	7	43	0	7	13	11	131	5.2
Najera (TOT)	46	5	685	62	146	.425	19	64	.297	14	24	.583	34	81	115	29	94	0	26	25	14	157	3.4
Najera (DAL)	33	3	481	42	93	.452	16	47	.340	8	12	.667	22	55	77	14	61	0	17	13	12	108	3.3
Singleton*	25	0	211	24	64	.375	5	22	.227	6	6	1.000	17	38	55	9	31	0	11	12	7	59	2.4
Stevenson (TOT)	64	18	883	46	163	.282	19	87	.218	25	35	.714	11	80	91	56	74	0	16	30	6	136	2.1
Stevenson (DAL)	24	5	267	17	60	.283	8	25	.320	7	10	.700	4	22	26	12	23	0	5	6	1	49	2.0
Ross*	27	7	301	23	56	.411	3	13	.231	5	8	.625	11	16	27	7	34	0	7	3	4	54	2.0
Carroll	25	0	121	18	50	.360	4	19	.211	6	6	1.000	4	8	12	6	13	0	5	7	0	46	1.8
Mavericks	82	-	19880	3140	6760	.464	558	1498	.372	1526	1870	.816	834	2586	3420	1917	1563	9	624	1059	449	8364	102.0
Opponents	82	-	19880	3107	6805	.457	525	1515	.347	1402	1849	.758	922	2592	3514	1659	1652	7	563	1195	337	8141	99.3

2009-10 SEASON STATISTICS & RESULTS

No	Date	H-R	W-L	Opponent	Score Dal-Opp	Home Record	Road Record	Total Record	Sk	Dallas Hi Scorer	Pt	Dallas Hi Rebr	Rb	Dallas Hi Assists	Ast	Opponent Hi Scorer	Pt	Attend
1	Oct 27	H	L	Washington	91-102	0-1	0-0	0-1	L1	Nowitzki	34	Nowitzki	9	Kidd	6	Arenas	29	19,871
2	Oct 30	A	W	L.A. Lakers	94- 80	0-1	1-0	1-1	W1	Nowitzki	21	Dampier/Nowitzki	10	Kidd	11	Bryant	20	18,997
3	Oct 31	A	W	L.A. Clippers	93- 84	0-1	2-0	2-1	W2	Nowitzki	24	Marion	11	Kidd	10	Kaman	27	13,626
4	Nov 3	H	W	Utah	96- 85	1-1	2-0	3-1	W3	NowiTzki	40	Dampier	12	Kidd	6	Williams	22	19,725
5	Nov 4	A	L	New Orleans	107-114(ot)	1-1	2-1	3-2	L1	Terry	35	Dampier	14	Kidd	10	Paul	39	13,566
6	Nov 7	H	W	Toronto	129-101	2-1	2-1	4-2	W1	Nowitzki	29	Nowitzki	9	Barea	12	Bosh	26	19,977
7	Nov 10	H	W	Houston	121-103	3-1	2-1	5-2	W2	Terry	24	Dampier	20	Kidd	11	Brooks	22	19,720
8	Nov 11	A	L	San Antonio	83- 92	3-1	2-2	5-3	L1	Nowitzki	29	Nowitzki	12	Kidd	9	Jefferson	29	18,581
9	Nov 13	A	W	Minnesota	89- 77	3-1	3-2	6-3	W1	Nowitzki/Terry	20	Nowitzki	11	Kidd	6	Flynn	11	12,372
10	Nov 15	A	W	Detroit	95- 90	3-1	4-2	7-3	W2	Nowitzki	25	Gooden	11	Kidd	7	Stuckey	28	18,215
11	Nov 16	A	W	Milwaukee	115-113(ot)	3-1	5-2	8-3	W3	Nowitzki	32	Gooden	14	Kidd	17	Jennings	25	13,683
12	Nov 18	H	W	San Antonio	99- 94(ot)	4-1	5-2	9-3	W4	Nowitzki	41	Nowitzki	12	Kidd	8	Duncan	22	20,110
13	Nov 2	H	W	Sacramento	104-102	5-1	5-2	10-3	W5	Nowitzki	20	Gooden	16	Kidd	11	Evans	29	19,871
14	Nov 24	H	L	Golden State	103-111	5-2	5-2	10-4	L1	Nowitzki	28	Gooden	12	Kidd	13	Ellis	37	20,008
15	Nov 25	A	W	Houston	130- 99	5-2	6-2	11-4	W1	Terry	27	Nowitzki	8	Terry	10	Landry	24	18,157
16	Nov 27	A	W	Indiana	113- 92	5-2	7-2	12-4	W2	Nowitzki	31	Humphries	11	Kidd/Barea	4	Granger	20	16,613
17	Nov 28	A	L	Cleveland	95-111	5-2	7-3	12-5	L1	Nowitzki	27	Nowitzki	9	Kidd	9	James/Williams	25	20,562
18	Nov 30	H	W	Philadelphia	104-102	6-2	7-3	13-5	W1	Nowitzki	28	Gooden	10	Kidd	11	Green	23	19,783
19	Dec 2	A	W	New Jersey	117-101	6-2	8-3	14-5	W2	Nowitzki	24	Dampier	11	Kidd	10	Douglas/Roberts	24	11,689
20	Dec 4	A	L	Memphis	82- 98	6-2	8-4	14-6	L1	Terry	18	Marion	11	Kidd	7	Mayo	25	13,020
21	Dec 5	H	L	Atlanta	75- 80	6-3	8-4	14-7	L2	Nowitzki	32	Dampier	12	Kidd	6	Johnson	31	19,550
22	Dec 8	H	W	Phoenix	102-101	7-3	8-4	15-7	W1	Nowitzki	33	Nowitzki	8	Kidd	11	Nash	27	19,857
23	Dec 11	A	W	Miami	106- 93	7-3	9-4	16-7	W2	Nowitzki	25	Dampier	17	Kidd	11	Wade	28	18,703
24	Dec 12	H	W	Charlotte	98- 97(ot)	8-3	9-4	17-7	W3	Nowitzki	36	Dampier	18	Kidd	9	Jackson	28	20,151
25	Dec 14	H	W	New Orleans	94- 90	9-3	9-4	18-7	W4	Barea	23	Howard/Dampier	8	Kidd	13	Paul	20	19,737
26	Dec 16	A	W	Oklahoma City	100- 86	9-3	10-4	19-7	W5	Nowitzki	35	Nowitzki	11	Kidd	9	Westbrook	16	18,203
27	Dec 18	H	L	Houston	108-116(ot)	9-4	10-4	19-8	L1	Barea	23	Dampier	14	Kidd	10	Lowry	26	19,890
28	Dec 20	H	W	Cleveland	102- 95	10-4	10-4	20-8	W1	Thomas	22	Dampier	10	Kidd	11	James	25	20,346
29	Dec 22	H	L	Portland	81- 85	10-5	10-4	20-9	L1	Nowitzki	27	Dampier	15	Kidd	6	Roy	23	19,863
30	Dec 26	H	W	Memphis	106-101	11-5	10-4	21-9	W1	Terry	23	Dampier	10	Kidd	10	Randolph	27	20,195
31	Dec 27	A	W	Denver	104- 96	11-5	11-4	22-9	W2	Gooden	19	Nowitzki	11	Kidd	9	Martin	18	19,756
32	Dec 31	A	L	Houston	94- 97	11-5	11-5	22-10	L1	Terry	20	Marion	9	Kidd	5	Brooks	30	18,306
33	Jan 2	A	W	Sacramento	99- 91	11-5	12-5	23-10	W1	Nowitzki	25	Gooden	10	Kidd	7	Casspi	22	14,294
34	Jan 3	A	L	L.A. Lakers	96-131	11-5	12-6	23-11	L1	Nowitzki	22	Nowitzki	8	Kidd	5	Farmar	24	18,997
35	Jan 5	H	W	Detroit	98- 93	12-5	12-6	24-11	W1	Terry	26	Gooden	18	Kidd	8	Hamilton	20	19,799
36	Jan 8	A	W	San Antonio	112-103	12-5	13-6	25-11	W2	Nowitzki	26	Gooden	8	Kidd/Terry	8	Duncan	31	18,581
37	Jan 9	H	L	Utah	93-111	12-6	13-6	25-12	L1	Nowitzki	29	Dampier	13	Kidd	8	Williams	20	19,922
38	Jan 13	H	L	L.A. Lakers	95-100	12-7	13-6	25-13	L2	Nowitzki	30	Nowitzki	16	Kidd	11	Bynum	22	20,491
39	Jan 15	H	W	Oklahoma City	99- 98	13-7	13-6	26-13	W1	Nowitzki	32	Dampier	9	Kidd	11	Durant	30	20,064
40	Jan 17	A	L	Toronto	88-110	13-7	13-7	26-14	L1	Nowitzki	19	Gooden	10	Kidd	9	Bosh	23	19,004
41	Jan 18	A	W	Boston	99- 90	13-7	14-7	27-14	W1	Nowitzki	37	Marion	8	Kidd	17	Pierce	24	18,624
42	Jan 20	A	W	Washington	94- 93	13-7	15-7	28-14	W2	Nowitzki	28	Marion	12	Kidd	15	Foye	26	13,974
43	Jan 22	A	L	Philadelphia	81- 92	13-7	15-8	28-15	L1	Nowitzki	15	Kidd	9	Kidd	7	Young	22	17,647
44	Jan 24	A	W	New York	128- 78	13-7	16-8	29-15	W1	Nowitzki	20	Gooden	18	Beaubois	5	Jeffries	14	19,418
45	Jan 26	H	W	Milwaukee	108-107	14-7	16-8	30-15	W2	Nowitzki	28	Dampier	11	Kidd	12	Bogut	32	19,799
46	Jan 28	A	L	Phoenix	106-112	14-7	16-9	30-16	L1	Terry	21	Marion	8	Kidd	6	Stoudemire	22	17,855
47	Jan 30	H	L	Portland	112-114(ot)	14-8	16-9	30-17	L2	Nowitzki	28	Nowitzki	9	Kidd	10	Miller	52	20,078
48	Feb 1	A	L	Utah	92-104	14-8	16-10	30-18	L3	Nowitzki	28	Nowitzki	8	Kidd	9	Millsap	25	19,911
49	Feb 3	H	W	Golden State	110-101	15-8	16-10	31-18	W1	Terry	21	Marion	9	Kidd	16	Ellis	46	19,679
50	Feb 5	H	L	Minnesota	108-117	15-9	16-10	31-19	L1	Nowitzki	21	Dampier	10	Kidd	7	Flynn	19	20,034
51	Feb 8	A	W	Golden State	127-117	15-9	17-10	32-19	W1	Terry	36	Gooden	10	Kidd	12	Morrow	33	17,015
52	Feb 9	A	L	Denver	91-127	15-9	17-11	32-20	L1	Nowitzki	17	Gooden	6	Kidd	5	Nene	21	17,485
53	Feb 16	A	L	Oklahoma City	86- 99	15-9	17-12	32-21	L2	Nowitzki	24	Dampier	13	Nowitzki	6	Durant	25	18,203
54	Feb 17	H	W	Phoenix	107- 97	16-9	17-12	33-21	W1	Nowitzki	28	Marion	10	Kidd	10	Stoudemire	30	19,974
55	Feb 19	A	W	Orlando	95- 85	16-9	18-12	34-21	W2	Nowitzki	23	Haywood	9	Kidd	8	Howard	29	17,461
56	Feb 20	H	W	Miami	97- 91	17-9	18-12	35-21	W3	Nowitzki	28	Haywood	11	Kidd	11	Cook	22	20,328
57	Feb 22	H	W	Indiana	91- 82	18-9	18-12	36-21	W4	Nowitzki	23	Haywood	20	Kidd	7	Ford	14	19,585
58	Feb 24	H	W	L.A. Lakers	101- 96	19-9	18-12	37-21	W5	Nowitzki	31	Haywood	9	Kidd	13	Odom	21	20,505
59	Feb 26	A	W	Atlanta	111-103(ot)	19-9	19-12	38-21	W6	Nowitzki	37	Kidd	16	Kidd	17	Johnson	27	18,923
60	Feb 28	H	W	New Orleans	108-100	20-9	19-12	39-21	W7	Nowitzki	36	Haywood	9	Kidd/Barea	9	Collison	35	19,911
61	Mar 1	A	W	Charlotte	89- 84	20-9	20-12	40-21	W8	Nowitzki	27	Nowitzki	13	Kidd	7	Jackson	20	15,961
62	Mar 3	H	W	Minnesota	112-109	21-9	20-12	41-21	W9	Terry	26	Haywood/Marion	7	Terry	5	Brewer	24	19,511
63	Mar 5	H	W	Sacramento	108-100	22-9	20-12	42-21	W10	Nowitzki	31	Nowitzki	12	Kidd	12	Landry	21	19,954
64	Mar 6	A	W	Chicago	122-116	22-9	21-12	43-21	W11	Nowitzki	27	Kidd	11	Kidd	15	Rose	34	21,737
65	Mar 8	A	W	Minnesota	125-112	22-9	22-12	44-21	W12	Marion	29	Marion	14	Kidd/Barea	9	Jefferson	36	14,007
66	Mar 10	H	W	New Jersey	96- 87	23-9	22-12	45-21	W13	Kidd	20	Marion	13	Kidd	9	Harris	21	19,770
67	Mar 13	H	L	New York	94-128	23-10	22-12	45-22	L1	Nowitzki	20	NowItzki	12	Kidd	6	Walker	23	20,224
68	Mar 17	H	W	Chicago	113-106	24-10	22-12	46-22	W1	Butler	27	Nowitzki/Marion	7	Nowitzki/Barea	5	Law	22	20,406
69	Mar 20	H	L	Boston	93-102	24-11	22-12	46-23	L1	Nowitzki	28	Kidd/Najera	6	Kidd	9	Pierce	29	20,488
70	Mar 22	A	L	New Orleans	99-115	24-11	22-13	46-24	L2	Terry	24	Haywood	9	Kidd	6	Thornton	28	14,047
71	Mar 23	H	W	L.A. Clippers	106- 96	25-11	22-13	47-24	W1	Kidd	26	Haywood	10	Kidd	12	Gooden	26	19,705
72	Mar 25	A	L	Portland	89-101	25-11	22-14	47-25	L1	Butler	25	Butler	9	Kidd	7	Aldridge	20	20,611
73	Mar 27	A	W	Golden State	111- 90	25-11	23-14	48-25	W1	Beaubois	40	Nowitzki	10	Kidd	11	Maggette	21	19,104
74	Mar 29	H	W	Denver	109- 93	26-11	23-14	49-25	W2	Nowitzki	34	Nowitzki	10	Kidd/Nowitzki	10	Smith	27	20,085
75	Mar 31	A	W	Memphis	106-102(ot)	26-11	24-14	50-25	W3	Terry	29	Butler	13	Kidd	7	Mayo	27	11,616
76	Apr 1	H	L	Orlando	82- 97	26-12	24-14	50-26	L1	Nowitzki	24	Dampier	11	Butler/Kidd	2	Pietrus	24	19,965
77	Apr 3	H	L	Oklahoma City	116-121	26-13	24-14	50-27	L2	Nowitzki	30	Nowitzki	13	Kidd/Terry	6	Durant	23	20,329
78	Apr 7	H	W	Memphis	110- 84	27-13	24-14	51-27	W1	Butler	23	Nowitzki	9	Kidd	10	Gay	23	20,105
79	Apr 9	A	W	Portland	83- 77	27-13	25-14	52-27	W2	Nowitzki	40	Kidd	12	Kidd	6	Aldridge	27	20,693
80	Apr 10	A	W	Sacramento	126-108	27-13	26-14	53-27	W3	Nowitzki	39	Kidd	10	Kidd	13	Landry	30	15,247
81	Apr 12	A	W	L.A. Clippers	117- 94	27-13	27-14	54-27	W4	Nowitzki	25	Nowitzki	8	Kidd	12	Kaman	17	17,838
82	Apr 14	H	W	San Antonio	96- 89	28-13	27-14	55-27	W5	Butler	20	Haywood	15	Nowitzki	5	Blair	27	20,405

2008-2009

TOP ROW L-R DIONNE CALHOUN, MIKE SHEDD, MONTE MATHIS, TOM STERNER, MARIO ELIE, POPEYE JONES, TERRY STOTTS, DARRELL ARMSTRONG, DWANE CASEY, BRAD DAVIS, AL WHITLEY
MIDDLE ROW L-R DON KALKSTEIN, GARY BOREN, BRANDON BASS, JERRY STACKHOUSE, DIRK NOWITZKI, ERICK DAMPIER, JAMES SINGLETON, RYAN HOLLINS, DEVEAN GEORGE, JOSH HOWARD, KEITH GRANT, CASEY SMITH, ROBERT HACKETT
BOTTOM ROW L-R JASON TERRY, MATT CARROLL, GERALD GREEN, RICK CARLISLE, TERDEMA USSERY, ANTOINE WRIGHT, JASON KIDD, JOSE BAREA

SEASON NOTEBOOK

Won 50, lost 32 (third, Southwest)…In 2008, Rick Carlisle took over the reins as the ninth head coach of the Dallas Mavericks...Carlisle led the Mavericks to a 50-32 record and their ninth consecutive 50-win season...for the fourth time in his career, Dirk Nowitzki earned All-NBA First Team honors while also being named to his eighth consecutive All-Star Team...Nowitzki led the Mavericks with averages of 25.9 points and 8.4 rebounds...Jason Terry would average 19.4 points off the bench and lay claim to the NBA's Sixth Man of the Year award... Dallas would earn the sixth seed in the Western Conference Playoffs and defeat San Antonio in the opening round, 4-1, before eventually falling 4-1 to the Denver Nuggets in the Conference semifinals.

	G	GS	MIN	FG	FGA	PCT	3FG	3FGA	PCT	FT	FTA	PCT	OFF	DEF	TOT	AST	PF	DQ	STL	TO	BLK	PTS	AVG
Nowitzki	81	81	3050	774	1616	.479	61	170	.359	485	545	.890	88	593	681	197	176	1	61	157	63	2094	25.9
Terry	74	11	2491	541	1168	.463	167	456	.366	198	225	.880	39	138	177	251	141	0	97	119	20	1447	19.6
Howard	52	51	1663	353	783	.451	58	168	.345	172	220	.782	59	204	263	83	135	1	55	89	30	936	18.0
Kidd	81	81	2886	257	618	.416	131	323	.406	86	105	.819	85	415	500	702	168	1	160	185	39	731	9.0
Bass	81	0	1574	252	508	.496	0	6	.000	182	210	.867	129	238	367	43	140	0	27	86	55	686	8.5
Barea	79	15	1600	246	557	.442	55	154	.357	70	93	.753	36	141	177	269	121	1	37	105	5	617	7.8
Wright	65	53	1552	179	431	.415	45	149	.302	71	95	.747	31	105	136	77	172	2	46	54	27	474	7.3
Dampier	80	80	1836	182	280	.650	0	0	---	90	141	.638	216	349	565	77	191	2	24	74	95	454	5.7
Green	38	12	376	79	180	.439	14	46	.304	27	32	.844	14	40	54	15	51	0	10	33	5	199	5.2
Singleton	62	6	884	117	221	.529	13	40	.325	67	78	.859	89	161	250	17	110	1	26	36	28	314	5.1
Stackhouse	10	1	162	16	60	.267	3	19	.158	7	7	1.000	5	12	17	12	6	0	4	9	1	42	4.2
George	43	17	708	54	142	.380	22	76	.289	17	22	.773	25	53	78	15	57	0	23	17	11	147	3.4
Hollins (TOT)	45	3	444	50	94	.532	0	0	---	43	72	.597	46	51	97	7	78	2	7	24	32	143	3.2
Hollins (DAL)	27	2	260	31	59	.525	0	0	---	17	33	.515	27	34	61	3	44	2	4	14	15	79	2.9
Carroll (TOT)	55	10	616	65	171	.380	13	53	.245	21	25	.840	7	62	69	27	67	0	21	33	6	164	3.0
Carroll (DAL)	21	0	141	9	33	.273	1	8	.125	6	6	1.000	2	12	14	3	14	0	3	7	1	25	1.2
Williams	15	0	170	16	56	.286	1	17	.059	9	11	.818	19	27	46	2	19	0	2	5	9	42	2.8
Diop	34	0	452	22	58	.379	0	0	---	12	29	.414	45	73	118	13	55	1	12	11	25	56	1.6
MAVERICKS	82	-	19805	3128	6770	.462	571	1632	.350	1516	1852	.819	909	2595	3504	1779	1600	12	591	1043	429	8343	101.7
OPPONENTS	82	-	19805	3071	6752	.455	517	1379	.375	1522	1907	.798	884	2509	3393	1611	1645	9	589	1064	334	8181	99.8

2008-09 SEASON STATISTICS & RESULTS

No	Date	H-R	W-L	Opponent	Score Dal-Opp	Home Record	Road Record	Total Record	Sk	Dallas Hi Scorer	Pt	Dallas Hi Rebr	Rb	Dallas Hi Assists	Ast	Opponent Hi Scorer	Pt	Attend
1	Oct 30	H	L	Houston	102-112	0-1	0-0	0-1	L1	Nowitzki	36	Howard	11	Kidd	12	Yao	30	20,066
2	Nov 1	R	W	Minnesota	95-85	0-1	1-0	1-1	W1	Nowitzki	21	Kidd	9	Kidd	7	McCants	18	16,893
3	Nov 3	H	L	Cleveland	81-100	0-2	1-0	1-2	L1	Howard	18	Diop	9	Kidd	6	James	29	19,923
4	Nov 4	R	W	San Antonio	98-81	0-2	2-0	2-2	W1	Nowitzki	30	Howard	12	Kidd	10	Parker	22	17,398
5	Nov 7	R	L	Denver	105-108	0-2	2-1	2-3	L1	Nowitzki	23	3 Players	10	Kidd	9	Anthony	28	19,175
6	Nov 9	R	L	L.A. Clippers	92-103	0-2	2-2	2-4	L2	Nowitzki	33	Green	12	Kidd	9	B. Davis	22	14,249
7	Nov 11	H	L	L.A. Lakers	99-106	0-3	2-2	2-5	L3	Terry	21	Dampier	16	Kidd	10	Bryant	27	20,391
8	Nov 13	R	L	Chicago	91-98	0-3	2-3	2-6	L4	Howard	21	Dampier	18	Nowitzki	5	Gordon	35	21,751
9	Nov 14	H	L	Orlando	100-102	0-4	2-3	2-7	L5	Howard	25	Dampier/Howard	9	Kidd	6	Lewis	23	20,085
10	Nov 16	R	W	New York	124-114 (ot)	0-4	3-3	3-7	W1	Nowitzki	39	Nowitzki	15	Kidd	9	Randolph	27	19,271
11	Nov 18	R	W	Charlotte	100-83	0-4	4-3	4-7	W2	Nowitzki	32	Dampier	11	Kidd	10	Augustin	21	10,935
12	Nov 19	R	W	Houston	96-86	0-4	5-3	5-7	W3	Terry	31	Nowitzki	12	Kidd	7	McGrady/Alston	16	18,203
13	Nov 21	H	W	Memphis	91-76	1-4	5-3	6-7	W4	Nowitzki	25	Kidd	13	Kidd	6	Mayo	19	20,035
14	Nov 25	H	W	Indiana	109-106	2-4	5-3	7-7	W5	Terry	29	Nowitzki	12	Kidd	13	Granger	22	19,996
15	Nov 28	R	L	L.A. Lakers	107-114	2-4	5-4	7-8	L1	Terry	29	Nowitzki	12	Kidd	11	Bryant	35	18,997
16	Nov 29	R	W	Sacramento	101-78	2-4	6-4	8-8	W1	Terry	24	Dampier	13	Kidd	8	Udrih	13	12,650
17	Dec 2	H	W	L.A. Clippers	100-98	3-4	6-4	9-8	W2	Nowitzki	29	Nowitzki	10	Kidd	8	Randolph	27	19,670
18	Dec 4	H	W	Phoenix	112-97	4-4	6-4	10-8	W3	Nowitzki	29	Dampier	14	Kidd	8	Stoudemire	28	19,813
19	Dec 6	H	W	Atlanta	100-98	5-4	6-4	11-8	W4	Nowitzki	24	Dampier/Nowitzki	11	Kidd	8	Johnson	32	19,966
20	Dec 9	H	L	San Antonio	126-133 (2ot)	5-5	6-4	11-9	L1	Nowitzki	35	Nowitzki	10	Kidd	12	Duncan	32	19,937
21	Dec 11	H	W	Charlotte	95-90	6-5	6-4	12-9	W1	Terry	26	Nowitzki	13	Kidd	7	Okafor	27	19,736
22	Dec 13	H	W	Oklahoma City	103-99	7-5	6-4	13-9	W2	Nowitzki	46	Bass	9	Kidd	7	Green	25	20,190
23	Dec 15	H	L	Denver	88-98	7-6	6-4	13-10	L1	Nowitzki	27	Dampier	15	Barea	9	Smith	25	19,969
24	Dec 17	R	W	Toronto	96-86	7-6	7-4	14-10	W1	Nowitzki/Terry	27	Nowitzki	10	Terry	8	O'Neal	19	18,832
25	Dec 19	R	L	New Jersey	97-121	7-6	7-5	14-11	L1	Nowitzki	24	Dampier	7	Kidd	7	Harris	41	9,889
26	Dec 21	R	W	Washington	97-86	7-6	8-5	15-11	W1	Terry	25	Singleton	13	Kidd	11	Jamison	22	15,582
27	Dec 23	H	W	Memphis	100-82	8-6	8-5	16-11	W2	Nowitzki	21	Dampier	9	Kidd	11	Warrick	17	20,200
28	Dec 25	R	W	Portland	102-94	8-6	9-5	17-11	W3	Nowitzki	30	Kidd	12	Kidd	10	Roy	22	20,643
29	Dec 26	R	L	Utah	88-97	8-6	9-6	17-12	L1	Terry	26	3 Players	8	Kidd	9	Brewer	21	19,911
30	Dec 28	R	W	L.A. Clippers	98-76	8-6	10-6	18-12	W1	Howard	29	3 Players	9	Howard	7	Thornton/Camby	16	16,685
31	Dec 30	H	W	Minnesota	107-100	9-6	10-6	19-12	W2	Terry	29	Nowitzki	13	Kidd	16	Jefferson	21	20,264
32	Jan 2	H	W	Philadelphia	96-86	10-6	10-6	20-12	W3	Nowitzki	31	Dampier	14	Kidd	9	Iguodala	22	20.327
33	Jan 4	R	L	Memphis	82-102	10-6	10-7	20-13	L1	Nowitzki	28	Kidd/Barea	6	Kidd	5	Mayo	21	11,731
34	Jan 6	H	W	L.A. Clippers	107-102	11-6	10-7	21-13	W1	Nowitzki	34	Kidd	10	Kidd/Barea	8	Gordon	32	19,794
35	Jan 8	H	W	New York	99-94	12-6	10-7	22-13	W2	Howard	19	Bass	11	Nowitzki	7	Duhon	24	19,779
36	Jan 9	R	L	Phoenix	100-128	12-6	10-8	22-14	L1	Nowitzki	19	Nowitzki	7	Kidd	7	O'Neal	25	18,422
37	Jan 11	R	L	Sacramento	95-102	12-6	10-9	22-15	L2	Terry	33	Nowitzki	8	Kidd	7	Martin	21	12,294
38	Jan 13	R	L	Denver	97-99	12-6	10-10	22-16	L3	Nowitzki	44	Nowitzki	14	Kidd	7	Billups	23	14,158
39	Jan 14	H	L	New Orleans	97-104	12-7	10-10	22-17	L4	Terry	28	Nowitzki	13	Kidd	7	Paul	33	19,947
40	Jan 17	H	W	Utah	115-108	13-7	10-10	23-17	W1	Nowitzki	39	Bass	9	Kidd	15	Williams	30	20,325
41	Jan 19	R	W	Philadelphia	95-93	13-7	11-10	24-17	W2	Nowitzki	24	Kidd	12	Kidd	6	Williams	25	14,503
42	Jan 21	R	L	Milwaukee	99-133	13-7	11-11	24-18	L1	Nowitzki	30	Dampier	8	Terry	5	Villanueva	32	13,898
43	Jan 23	R	W	Detroit	112-91	13-7	12-11	25-18	W1	Nowitzki	26	Nowitzki	7	Kidd	10	Hamilton	17	22,076
44	Jan 25	R	L	Boston	100-124	13-7	12-12	25-19	L1	Terry	27	3 Players	7	Kidd	5	3 Players	23	18,624
45	Jan 28	H	W	Golden State	117-93	14-7	12-12	26-19	W1	Terry	22	Dampier/Bass	11	Kidd	9	Jackson	25	19,864
46	Jan 31	R	W	Miami	111-96	14-7	13-12	27-19	W2	Nowitzki	30	Nowitzki	7	Kidd	11	Wade	30	19,600
47	Feb 2	R	W	Orlando	105-95	14-7	14-12	28-19	W3	Nowitzki	29	Dampier	7	Kidd	8	Howard	35	16,551
48	Feb 4	H	W	Portland	104-99	15-7	14-12	29-19	W4	Howard	23	Nowitzki	11	Kidd	10	Roy	26	19,767
49	Feb 5	R	L	Utah	87-115	15-7	14-13	29-20	L1	Howard	18	Nowitzki	6	Kidd	8	Williams	34	19,911
50	Feb 7	H	W	Chicago	115-114 (ot)	16-7	14-13	30-20	W1	Nowitzki	44	Dampier	10	Kidd	10	Gordon	28	20,349
51	Feb 10	H	W	Sacramento	118-100	17-7	14-13	31-20	W2	Howard/Wright	23	Dampier	16	Kidd	12	Martin	18	19,667
52	Feb 12	H	L	Boston	92-99	17-8	14-13	31-21	L1	Nowitzki	37	Nowitzki	8	Kidd	10	Pierce	31	20,285
53	Feb 18	H	W	New Jersey	113-98	18-8	14-13	32-21	W1	Howard	24	Howard	10	Kidd	10	Harris	18	19,878
54	Feb 20	R	L	Houston	86-93	18-8	14-14	32-22	L1	Barea	26	Nowitzki	11	Kidd/Barea	5	Yao	22	18,195
55	Feb 21	H	W	Sacramento	116-95	19-8	14-14	33-22	W1	Howard/Bass	20	Singleton	12	Kidd	11	Udrih	18	20,223
56	Feb 24	R	L	San Antonio	76-93	19-8	14-15	33-23	L1	Howard	19	Singleton	14	Kidd	4	Parker	37	18,797
57	Feb 25	H	W	Milwaukee	116-96	20-8	14-15	34-23	W1	Howard	27	Bass	11	Kidd	9	Villanueva	25	19,558
58	Feb 27	H	2	Oklahoma City	110-108 (ot)	21-8	14-15	35-23	W2	Nowitzki	41	Singleton/Nowitzki	9	Kidd	13	Westbrook	33	20,007
59	Mar 1	H	W	Toronto	109-98	22-8	14-15	36-23	W3	Nowitzki	24	Singleton	16	Kidd	15	Bosh	28	19,688
60	Mar 2	R	L	Oklahoma City	87-96	22-8	14-16	36-24	L1	Nowitzki	28	Singleton	6	Nowitzki	6	Krstic	26	18,527
61	Mar 4	H	W	San Antonio	107-102	23-8	14-16	37-24	W1	Howard	29	Nowitzki	12	Kidd	9	Parker	37	20,316
62	Mar 5	R	L	New Orleans	88-104	23-8	14-17	37-25	L1	Nowitzki	27	Dampier	9	Terry	4	Paul	27	17,230
63	Mar 7	H	W	Washington	119-103	24-8	14-17	38-25	W1	Nowitzki	34	Nowitzki	9	Kidd	11	Jamison	24	20,150
64	Mar 10	R	W	Phoenix	122-117	24-8	15-17	39-25	W2	Nowitzki	34	Nowitzki	13	Nowitzki/Barea	4	Nash	23	18,422
65	Mar 11	R	W	Portland	93-89	24-8	16-17	40-25	W3	Nowitzki	29	Kidd/Nowitzki	10	Kidd	10	Aldridge	23	20,286
66	Mar 13	R	L	Golden State	110-119	24-8	16-18	40-26	L1	Nowitzki	27	Singleton	11	Kidd	11	Jackson	31	18,751
67	Mar 15	R	L	L.A. Lakers	100-107	24-8	16-19	40-27	L2	Terry	29	Singleton	10	Kidd	9	Bryant	28	18,997
68	Mar 17	H	W	Detroit	103-101	25-8	16-19	41-27	W1	Nowitzki	30	Dampier	13	Barea	8	Prince	28	20,427
69	Mar 19	R	L	Atlanta	87-95	25-8	16-20	41-28	L1	Nowitzki	23	Nowitzki	12	Kidd	6	Johnson	24	17,499
70	Mar 20	R	W	Indiana	94-92	25-8	17-20	42-28	W1	Nowitzki	23	Singleton	11	Barea	6	Granger	18	17,232
71	Mar 25	H	W	Golden State	128-106	26-8	17-20	43-28	W2	Nowitzki/Terry	26	Dampier	10	Kidd/Barea	7	Morrow	29	19,862
72	Mar 27	H	L	Denver	101-103	26-9	17-20	43-29	L1	Nowitzki	26	Nowitzki	11	Barea/Terry	4	Anthony	43	20,310
73	Mar 29	R	L	Cleveland	74-102	26-9	17-21	43-30	L2	Nowitzki	20	Hollins	12	Kidd	8	James	24	20,562
74	Mar 31	R	W	Minnesota	108-88	26-9	18-21	44-30	W1	Nowitzki	23	Nowitzki	12	Kidd	13	Love	23	12,111
75	Apr 1	H	W	Miami	98-96	27-9	18-21	45-30	W2	Nowitzki	30	Howard/Bass	8	Kidd	11	Wade	23	20,021
76	Apr 3	R	L	Memphis	102-107	27-9	18-22	45-31	L1	Nowitzki	35	Nowitzki	9	Kidd	10	Gay	27	15,126
77	Apr 5	H	W	Phoenix	140-116	28-9	18-22	46-31	W1	Nowitzki	28	Singleton/Bass	6	Kidd	20	Barbosa	24	20,301
78	Apr 8	H	W	Utah	130-101	29-9	18-22	47-31	W2	Nowitzki	31	Dampier	10	Kidd	10	Williams	18	20,017
79	Apr 10	H	W	New Orleans	100-92	30-9	18-22	48-31	W3	Howard/Nowitzki	25	Bass	13	Kidd	15	Paul	42	20,370
80	Apr 12	R	L	New Orleans	92-102	30-9	18-23	48-32	L1	Nowitzki	29	Nowitzki	14	Kidd	6	Paul/West	31	16,640
81	Apr 13	H	W	Minnesota	96-94	31-9	18-23	49-32	W1	Nowitzki	34	Dampier	13	Kidd	8	Smith	24	19,900
82	Apr 15	H	W	Houston	95-84	32-9	18-23	50-32	W2	Nowitzki	30	Nowitzki	15	Kidd	12	Yao	23	20,350

2007-2008

TOP ROW L-R ROBERT HACKETT, AL WHITLEY, DIONNE CALHOUN, KEITH GRANT, DONNIE NELSON, PAUL WESTPHAL, BILLY OWENS, POPEYE JONES, MARIO ELIE, JOE PRUNTY, BRAD DAVIS, CASEY SMITH, MIKE ROTH

MIDDLE ROW L-R ANTOINE WRIGHT, DIRK NOWITZKI, MALIK ALLEN, BRANDON BASS, JAMAAL MAGLOIRE, ERICK DAMPIER, JUWAN HOWARD, DEVEAN GEORGE, JOSH HOWARD

BOTTOM ROW L-R TYRONN LUE, JOSE BAREA, JASON TERRY, AVERY JOHNSON, TERDEMA USSERY, JASON KIDD, JERRY STACKHOUSE, EDDIE JONES

SEASON NOTEBOOK

Won 51, lost 31 (fourth, Southwest)…Donnie Nelson made waves when he pulled off a trade deadline deal that brought Jason Kidd back to the team that drafted him...in the exchange with New Jersey, the Mavs also acquired Malik Allen and Antoine Wright as they gave up Devin Harris, Trenton Hassell, Keith Van Horn, Maurice Ager, DeSagana Diop and two first-round picks...Dirk Nowitzki earned his seventh consecutive All-Star bid and was named All-NBA Second Team after leading the Mavs with averages of 23.6 points and 8.6 rebounds...the Mavericks went 16-13 with Kidd at point guard and secured the seventh seed in the Western Conference...Dallas would eventually fall 4-1 to the second-seeded New Orleans Hornets.

	G	GS	MIN	FG	FGA	PCT	3FG	3FGA	PCT	FT	FTA	PCT	OFF	DEF	TOT	AST	PF	DQ	STL	TO	BLK	PTS	AVG
Nowitzki	77	77	2769	630	1314	.479	79	220	.359	478	544	.879	95	564	659	266	198	0	51	160	71	1817	23.6
Jo. Howard	76	76	2757	567	1247	.455	67	210	.319	312	384	.813	120	412	532	164	202	1	59	114	32	1513	19.9
Terry	82	34	2579	471	1008	.467	136	363	.375	191	223	.857	30	178	208	264	170	1	88	92	18	1269	15.5
Harris	39	39	1184	187	387	.483	25	70	.357	161	196	.821	17	74	91	206	127	0	56	93	2	560	14.4
Kidd (Tot)	80	80	2906	305	793	.385	119	312	.381	135	165	.818	94	506	600	806	165	0	136	266	26	864	10.8
Kidd (Dal)	29	29	1011	104	244	.426	35	76	.461	44	54	.815	36	152	188	276	75	0	62	81	11	287	9.9
Stackhouse	58	13	1412	213	526	.405	60	184	.326	132	148	.892	33	100	133	145	82	0	28	86	10	618	10.7
Bass	79	1	1557	246	493	.499	0	4	.000	162	197	.822	120	227	347	58	150	0	22	82	48	654	8.3
Wright (Tot)	56	10	1231	136	329	.413	32	110	.291	46	67	.687	40	107	147	80	127	1	28	50	21	350	6.3
Wright (Dal)	15	0	176	21	42	.500	5	9	.556	5	9	.556	5	17	22	13	22	0	2	11	4	52	3.5
Dampier	72	64	1755	178	277	.643	0	0	—	84	146	.575	207	332	539	63	226	6	24	80	106	440	6.1
Lue (Tot)	50	3	736	113	253	.447	39	86	.453	25	32	.781	9	45	54	74	66	0	11	27	1	290	5.8
Lue (Dal)	17	0	173	27	57	.474	9	17	.529	1	4	.250	0	13	13	15	28	0	0	5	1	64	3.8
Allen (Tot)	73	16	1096	157	327	.480	1	2	.500	23	25	.920	66	130	196	44	149	1	19	45	31	338	4.6
Allen (Dal)	25	4	333	33	66	.500	0	0	—	11	12	.917	24	44	68	15	60	1	4	13	10	77	3.1
Barea	44	9	460	71	170	.418	21	54	.389	28	35	.800	4	43	47	58	48	0	14	35	1	191	4.3
Jones	47	33	922	66	180	.367	34	116	.293	10	14	.714	18	114	132	69	72	0	26	29	8	176	3.7
George	53	4	821	74	207	.357	22	68	.324	24	34	.706	28	109	137	35	90	1	19	24	13	194	3.7
Diop	52	18	894	67	115	.583	0	0	—	24	40	.600	111	159	270	26	100	1	20	42	63	158	3.0
Hassell	37	6	463	37	80	.463	1	4	.250	1	2	.500	11	33	44	26	55	0	9	14	1	76	2.1
Magloire (Tot)	31	2	286	18	55	.327	0	0	—	20	44	,455	19	70	89	7	50	0	1	30	10	56	1.8
Magloire (Dal)	7	0	27	3	6	.500	0	0	—	6	13	.462	1	7	8	0	8	0	1	7	0	12	1.7
Ager	12	3	77	5	27	.185	0	8	.000	5	6	.833	1	3	4	4	11	0	0	3	1	15	1.3
Ju. Howard	50	0	353	23	64	.359	0	0	—	11	14	.786	21	60	81	17	62	0	5	17	2	57	1.1
Fazekas	4	0	9	2	5	.400	0	0	—	0	0	—	1	2	3	0	0	0	0	0	0	4	1.0

2007-08 SEASON STATISTICS & RESULTS

No	Date	H-R	W-L	Opponent	Score Dal-Opp	Home Record	Road Record	Total Record	Sk	Dallas Hi Scorer	Pt	Dallas Hi Rebr	Rb	Dallas Hi Assists	Ast	Opponent Hi Scorer	Pt	Attend
1	Oct 31	R	W	Cleveland	92-74	0-0	1-0	1-0	W1	Terry	24	Diop	11	Nowitzki	6	Ilgauskas	17	20,562
2	Nov 2	R	L	Atlanta	94-101	0-0	1-1	1-1	L1	Nowitzki	28	Nowitzki	8	Terry	6	J. Johnson	28	19,767
3	Nov 3	H	W	Sacramento	123-102	1-0	1-1	2-1	W1	Jo. Howard	27	Diop	8	Nowitzki	7	Martin	28	20,343
4	Nov 5	H	W	Houston	107-98	2-0	1-1	3-1	W2	Terry	31	DioP	13	3 Players	5	Mcgrady	35	20,389
5	Nov 8	R	W	Golden State	120-115	2-0	2-1	4-1	W3	Jo. Howard/Terry	24	Bass	12	Harris	7	Davis	37	19,596
6	Nov 10	R	L	Portland	82-91	2-0	2-2	4-2	L1	Jo. Howard	20	Diop	11	Nowitzki	5	Roy	32	19,255
7	Nov 13	H	W	Philadelphia	99-84	3-0	2-2	5-2	W1	Terry	25	Nowitzki	12	Nowitzki	8	Dalembert	18	19,875
8	Nov 15	H	W	San Antonio	105-92	4-0	2-2	6-2	W2	Jo. Howard	23	Dampier	9	Harris/Nowitzki	5	Ginobili	25	20,468
9	Nov 17	H	W	Memphis	108-105	5-0	2-2	7-2	W3	Jo. Howard	27	Diop	11	Harris	8	Miller	23	20,385
10	Nov 20	H	W	Toronto	105-99	6-0	2-2	8-2	W4	Nowitzki	32	Jo. Howard	9	Terry	5	Bosh	31	20,272
11	Nov 21	R	W	Houston	100-94	6-0	3-2	9-2	W5	Harris	22	Nowitzki	14	Harris	5	Yao	30	18,143
12	Nov 23	R	L	Indiana	107-111	6-0	3-3	9-3	L1	Harris	24	Nowitzki	11	Harris/Nowitzki	5	Granger	25	14,002
13	Nov 24	R	L	Milwaukee	95-97	6-0	3-4	9-4	L2	Jo. Howard	11	Harris	9	Harris	9	Redd	27	16,376
14	Nov 26	H	L	Washington	98-110	6-1	3-4	9-5	L3	Nowitzki	31	Nowitzki	8	Harris	7	Butler	35	19,556
15	Nov 28	H	W	MInnesota	109-103	7-1	3-4	10-5	W1	Nowitzki	27	Nowitzki	11	Harris	6	Jefferson	31	20,054
16	Nov 30	H	W	Portland	91-80	8-1	3-4	11-5	W2	Jo. Howard	23	Jo. Howard	14	Harris	7	Aldridge	22	20,301
17	Dec 1	R	L	New Orleans	108-112 (Ot)	8-1	3-5	11-6	L1	3 Players	19	Diop	10	3 Players	5	Paul	33	12,223
18	Dec 3	R	W	Chicago	103-98	8-1	4-5	12-6	W1	Jo. Howard	27	Dampier/Jo. Howard	10	Jo. Howard	6	Nocioni	30	21,780
19	Dec 5	R	L	San Antonio	95-97	8-1	4-6	12-7	L1	Jo. Howard	22	Jo. Howard/Nowitzki	9	Harris	4	Ginobili	37	18,797
20	Dec 6	H	L	Denver	109-122	8-2	4-6	12-8	L2	Nowitzki	32	Nowitzki	12	3 Players	5	Iverson	35	20,155
21	Dec 8	H	W	Utah	125-117	9-2	4-6	13-8	W1	Jo. Howard	47	Jo. Howard	10	Harris	12	Williams	41	20,300
22	Dec 10	R	W	New York	99-89	9-2	5-6	14-8	W2	Nowitzki	36	Nowitzki	7	4 Tied With	4	Randolph	24	19,763
23	Dec 12	R	L	Toronto	76-92	9-2	5-7	14-9	L1	Terry	21	Dampier	11	Nowitzki	5	Bosh	17	19,800
24	Dec 14	H	W	New Orleans	89-80	10-2	5-7	15-9	W1	Terry	25	Jo. Howard	10	Nowitzki	6	Paul	22	20,071
25	Dec 15	R	W	HouSton	96-83	10-2	6-7	16-9	W2	Jo. Howard	23	Nowitzki	6	Nowitzki	8	Yao	28	18,307
26	Dec 17	H	W	Orlando	111-108	11-2	6-7	17-9	W3	Nowitzki	31	Nowitzki	11	Harris	9	Turkoglu	26	20,114
27	Dec 19	H	W	Phoenix	108-105	12-2	6-7	18-9	W4	Nowitzki	31	Dampier	10	Harris	6	Stoudemire	25	20,316
28	Dec 21	H	W	L.A. Clippers	102-89	13-2	6-7	19-9	W5	Nowitzki	30	Dampier	10	3 Players	3	Kaman	24	20,246
29	Dec 26	R	L	Utah	90-99	13-2	6-8	19-10	L1	Nowitzki	20	Nowitzki	9	Harris/Terry	5	Boozer	21	19,911
30	Dec 27	H	L	Cleveland	81-88	13-3	6-8	19-11	L2	Jo. Howard/Nowitzki	19	Nowitzki	20	Harris	6	James	24	20,462
31	Dec 29	H	W	Atlanta	97-84	14-3	6-8	20-11	W1	Nowitzki	22	Dampier	10	Nowitzki	5	M. Williams	18	20,338
32	Jan 2	H	W	Golden State	121-99	15-3	6-8	21-11	W2	Nowitzki	29	Jo. Howard	13	Terry/Nowitzki	6	Jackson	25	20.172
33	Jan 4	H	W	Miami	94-89	16-3	6-8	22-11	W3	Nowitzki	24	Nowitzki	10	Harris	9	Davis/Blount	17	20,357
34	Jan 6	R	W	Minnesota	101-78	16-3	7-8	23-11	W4	Nowitzki	30	Jo. Howard/Bass	8	Jones	5	Mccants	21	17,644
35	Jan 9	H	W	Detroit	102-86	17-3	7-8	24-11	W5	Nowitzki	23	Jo. Howard/Nowitzki	9	Terry	5	Hamilton	18	20,362
36	Jan 11	R	W	Seattle	90-70	17-3	8-8	25-11	W6	Nowitzki	20	Jo. Howard	11	Harris	5	Szczerbiak	17	12,522
37	Jan 12	R	W	L.A. Clippers	95-94	17-3	9-8	26-11	W7	Nowitzki	22	Dampier	9	Terry/Nowitzki	4	Thomas	21	16,494
38	Jan 14	R	L	Sacramento	120-122	17-3	9-9	26-12	L1	Harris/Terry	25	Dampier	10	Harris	9	Martin	39	14,077
39	Jan 19	H	W	Seattle	111-96	18-3	9-9	27-12	W1	Nowitzki	20	Dampier/Nowitzki	9	Harris	9	Szczerbiak	26	20,386
40	Jan 21	R	L	Washington	84-102	18-3	9-10	27-13	L1	Jo. Howard	32	Nowitzki	11	Nowitzki	6	Butler	25	20,173
41	Jan 23	R	W	Charlotte	102-95	18-3	10-10	28-13	W1	Harris	23	Jo. Howard	12	Harris	9	Wallace/Richardson	22	13,764
42	Jan 25	H	W	L.A. Lakers	112-105	19-3	10-10	29-13	W2	Jo. Howard/Nowitzki	26	Jo. Howard/Nowitzki	10	Harris	4	Bryant	40	20,438
43	Jan 27	H	W	Denver	90-85	20-3	10-10	30-13	W3	Nowitzki	32	Diop/Nowitzki	11	Jo. Howard	5	Iverson	23	20,437
44	Jan 28	R	W	Memphis	103-84	20-3	11-10	31-13	W4	Jo. Howard	26	Dampier	12	Hassell/Jo. Howard	4	Gay	18	11,672
45	Jan 31	R	L	Boston	90-96	20-3	11-11	31-14	L1	Nowitzki	31	Nowitzki	11	Terry/Nowitzki	6	R. Allen/Pierce	26	18,624
46	Feb 3	R	L	Detroit	67-90	20-3	11-12	31-15	L2	Jo. Howard/Nowitzki	15	Dampier/Nowitzki	10	Terry	3	Wallace	21	22,076
47	Feb 4	R	W	Orlando	107-98	20-3	12-12	32-15	W1	Jo. Howard	25	Nowitzki	9	Nowitzki	5	Howard	28	16,794
48	Feb 6	H	W	Milwaukee	107-96	21-3	12-12	33-15	W2	Nowitzki	29	Dampier/Nowitzki	10	Nowitzki	12	Williams	36	20,079
49	Feb 8	H	W	Memphis	92-81	22-3	12-12	34-15	W3	Nowitzki	21	Diop	12	4 Players	3	Gay	18	20,315
50	Feb 10	R	L	New Jersey	82-101	22-3	12-13	34-16	L1	Nowitzki	21	Nowitzki	8	Terry	5	Carter	29	16,395
51	Feb 11	R	L	Philadelphia	76-84	22-3	12-14	34-17	L2	Jo. Howard	17	Diop/Nowitzki	9	Nowitzki	7	Miller	21	11,728
52	Feb 13	H	W	Portland	96-76	23-3	12-14	35-17	W1	Nowitzki	37	Nowitzki	12	Barea/Terry	4	Roy	25	20,159
53	Feb 14	F	L	Phoenix	97-109	23-3	12-15	35-18	L1	Nowitzki	36	Nowitzki	12	Nowitzki	4	Barbosa/Stoudemire	26	18,422
54	Feb 20	R	L	New Orleans	93-104	23-3	12-16	35-19	L2	Nowitzki	31	Nowitzki	8	Kidd	5	Paul	31	15,941
55	Feb 22	R	W	Memphis	98-83	23-3	13-16	36-19	W1	Nowitzki	27	Dampier	8	Kidd	15	Gay	18	16,245
56	Feb 24	R	W	Minnesota	99-83	23-3	14-16	37-19	W2	Nowitzki	29	Nowitzki	8	Kidd	17	Jefferson	22	19,429
57	Feb 25	H	W	Chicago	102-84	24-3	14-16	38-19	W3	Nowitzki	29	Dampier	16	Kidd	8	Gordon	25	20,340
58	Feb 28	R	L	San Antonio	94-97	24-3	14-17	38-20	L1	Nowitzki	28	Dampier/Jo. Howard	8	Kidd	10	Duncan	31	18,797
59	Feb 29	H	W	Sacramento	115-106	25-3	14-17	39-20	W1	Nowitzki	34	Dampier	13	Kidd	9	Martin/Udrih	25	20,354
60	Mar 2	R	L	L.A. Lakers	104-108 (Ot)	25-3	14-18	39-21	L1	Nowitzki	30	Dampier	17	Kidd	11	Bryant	52	18,997
61	Mar 3	R	L	Utah	110-116	25-3	14-19	39-22	L2	Jo. Howard	25	Nowitzki	7	Kidd	9	Boozer	28	19,911
62	Mar 6	H	L	Houston	98-113	25-4	14-19	39-23	L3	Jo. Howard	21	Dampier	8	Kidd	6	Mcgrady	31	20,315
63	Mar 8	H	W	New Jersey	111-91	26-4	14-19	40-23	W1	Nowitzki	34	Nowitzki/Allen	9	Kidd	13	Jefferson	22	20,399
64	Mar 10	H	W	New York	108-79	27-4	14-19	41-23	W2	Nowitzki/Terry	18	Bass	9	Kidd	9	Randolph	21	20,203
65	Mar 12	H	W	Charlotte	118-93	28-4	14-19	42-23	W3	Nowitzki	26	Nowitzki	9	Kidd	8	Felton	21	20,279
66	Mar 14	H	W	Indiana	116-97	29-4	14-19	43-23	W4	Nowitzki	21	Dampier	12	Kidd	12	Murray	22	20,354
67	Mar 16	R	W	Miami	98-73	29-4	15-19	44-23	W5	Nowitzki	21	3 Players	6	Kidd	5	Barron	21	19,304
68	Mar 18	H	L	L.A. Lakers	100-102	29-5	15-19	44-24	L1	Nowitzki	35	Nowitzki	11	Kidd	7	Bryant	29	20,534
69	Mar 20	H	L	Boston	90-94	29-6	15-19	44-25	L2	Jo. Howard	24	Nowitzki	19	Kidd	9	Pierce	22	20,582
70	Mar 23	H	L	San Antonio	81-88	29-7	15-19	44-26	L3	Stackhouse	19	Jo. Howard	9	Kidd	5	Ginobili	26	20,411
71	Mar 25	H	W	L.A. Clippers	103-90	30-7	15-19	45-26	W1	Jo. Howard	32	Dampier	17	Kidd	8	Maggette	21	20,207
72	Mar 27	R	L	Denver	105-118	30-7	15-20	45-27	L1	Jo. Howard	30	Dampier	9	Kidd	15	Anthony	32	18,247
73	Mar 30	R	L	Golden State	104-114	30-7	15-21	45-28	L2	Jo. Howard	36	Jo. Howard/Kidd	9	Kidd	14	Ellis	30	19,852
74	Mar 31	R	W	L.A. Clippers	93-86	30-7	16-21	46-28	W1	Kidd	27	Jo. Howard	8	Kidd/Terry	4	Thornton	26	17,124
75	Apr 2	H	W	Golden State	111-86	31-7	16-21	47-28	W2	Terry	31	Dampier/Kidd	11	Kidd	17	Ellis	27	20,331
76	Apr 4	R	L	L.A. Lakers	108-112	31-7	16-22	47-29	L1	Nowitzki	27	Dampier	10	Kidd	8	Odom	31	18,997
77	Apr 6	R	W	Phoenix	105-98	31-7	17-22	48-29	W1	Nowitzki	32	Nowitzki	12	Kidd	7	Stoudemire	31	18,422
78	Apr 8	H	W	Seattle	99-83	32-7	17-22	49-29	W2	Terry	22	Nowitzki	12	Kidd	10	Watson	22	20,228
79	Apr 10	H	W	Utah	97-94	33-7	17-22	50-29	W3	Nowitzki	32	George/Kidd	6	Kidd	7	Okur	19	20,378
80	Apr 12	R	L	Portland	105-108	33-7	17-23	50-30	L1	Nowitzki	28	Dampier	7	Kidd	10	Roy	23	19,980
81	Apr 13	R	L	Seattle	95-99	33-7	17-24	50-31	L2	Nowitzki	32	Nowitzki	9	Kidd	8	Watson	21	16,272
82	Apr 16	H	W	New Orleans	111-98	34-7	17-24	51-31	W1	Terry	30	Bass	12	Kidd	10	West	26	20,473

2006-2007

TOP ROW L-R DIONNE CALHOUN, KEITH GRANT, BERNARD GRIFFITH, SAM VINCENT, POPEYE JONES, DEL HARRIS, JOE PRUNTY, GARY BOREN, DONNIE NELSON, TERDEMA USSERY

MIDDLE ROW L-R ROBERT HACKETT, CASEY SMITH, JOSH HOWARD, DIRK NOWITZKI, KEVIN WILLIS, ERICK DAMPIER, DESAGANA DIOP, DJ MBENGA, AUSTIN CROSHERE, POPS MENSAH-BONSU, DEVEAN GEORGE, BRAD DAVIS, AL WHITLEY, MIKE ROTH

BOTTOM ROW L-R MAURICE AGER, JASON TERRY, JOSE BAREA, AVERY JOHNSON, 2007 DR PEPPER HONORARY MAVERICK GARRETT WEEMS, DEVIN HARRIS, JERRY STACKHOUSE, GREG BUCKNER

SEASON NOTEBOOK

Won 67, lost 15 (first, Southwest)…the 2006-07 Mavericks secured their place in history with the franchise's best record ever, earning the first seed in the NBA Playoffs...Dallas faced eighth-seeded Golden State in the first-round of the playoffs and were upset 4-2 in the series... but their regular season accomplishments make them one of the best teams in NBA history...their .817 winning percentage ranked sixth all-time among NBA teams...they were also the sixth-fastest team in league history to reach the 50-win mark (59 games)...Dirk Nowitzki led his team with averages of 24.6 points, 8.9 rebounds and a career-high 3.4 assists, while setting career-bests in FG%, 3FG% and FT%... Nowitzki was rewarded for his efforts as he became the first player in Mavericks history to earn the MVP award...additionally, he was named First Team All-NBA and was the second Maverick (Jason Kidd) to start an All-Star game...Nowitzki was joined by Josh Howard as a Western Conference All-Star...Howard received the nod from NBA commissioner David Stern as a replacement for the Western Conference team...the two were the first pair of Mavericks to be named to the same All-Star team since 2003 (Nowitzki, Steve Nash).

	G	GS	MIN	FG	FGA	PCT	3FG	3FGA	PCT	FT	FTA	PCT	OFF	DEF	TOT	AST	PF	DQ	STL	TO	BLK	PTS	AVG
Nowitzki	78	78	2820	673	1341	.502	72	173	.416	498	551	.904	122	571	693	263	171	0	52	167	62	1916	24.6
Howard	70	69	2455	493	1075	.459	92	239	.385	243	294	.827	130	345	475	127	180	2	82	123	56	1321	18.9
Terry	81	80	2846	514	1063	.484	162	370	.438	160	199	.804	41	190	231	422	170	0	81	152	17	1350	16.7
Stackhouse	67	8	1615	280	654	.428	62	162	.383	182	215	.847	39	106	145	187	78	0	51	117	10	804	12.0
Harris	80	61	2081	292	593	.492	14	50	.280	215	261	.824	45	151	196	296	242	5	96	146	21	813	10.2
Dampier	76	73	1915	209	334	.626	0	0	—	119	191	.623	217	349	566	44	239	3	24	107	82	537	7.1
George	60	17	1283	146	370	.395	53	150	.353	36	48	.750	57	157	213	33	143	2	46	51	23	381	6.4
Buckner	76	11	1372	123	299	.411	32	103	.311	27	34	.794	35	123	158	70	152	0	47	40	7	305	4.0
Johnson	40	0	562	60	146	.411	11	29	.379	21	29	.724	13	35	48	78	68	0	16	31	1	152	3.8
Croshere	61	2	727	78	222	.351	26	91	.286	45	52	.865	33	153	186	44	68	0	14	33	6	227	3.7
Mensah-Bonsu	12	0	71	11	17	.647	0	0	—	7	18	.389	9	12	21	0	8	0	1	9	0	29	2.4
Willis	5	0	43	5	13	.385	0	0	—	2	2	1.000	2	6	8	1	11	0	2	2	1	12	2.4
Barea	33	1	191	28	78	.359	6	21	.286	16	24	.667	7	18	25	24	19	0	1	14	1	78	2.4
Diop	81	9	1480	71	151	.470	0	1	.000	48	86	.558	166	272	438	30	244	2	40	63	113	190	2.3
Ager	32	1	213	22	70	.314	5	15	.333	20	33	.606	1	20	21	7	27	0	4	15	3	69	2.2
Mbenga	21	0	79	5	16	.313	0	0	—	7	8	.875	3	8	11	6	17	0	3	5	5	17	0.8
Mavericks	82	-	19755	3010	6442	.467	535	1404	.381	1646	2045	.805	920	2515	3435	1632	1837	14	560	1140	408	8201	100.0
Opponents	82	-	19755	2790	6241	.447	375	1074	.349	1654	2216	.746	839	2286	3125	1471	1811	13	565	1190	312	7609	92.8

2006-07 SEASON STATISTICS & RESULTS

No	Date	H-R	W-L	Opponent	Score Dal-Opp	Home Record	Road Record	Total Record	Sk	Dallas Hi Scorer	Pt	Dallas Hi Rebr	Rb	Dallas Hi Assists	Ast	Opponent Hi Scorer	Pt	Attend
1	Nov 2	H	L	San Antonio	91-97	0-1	0-0	0-1	L1	Nowitzki	21	Nowitzki	11	Howard/Terry	4	Parker	19	20,416
2	Nov 4	R	L	Houston	76-107	0-1	0-1	0-2	L2	Nowitzki	24	Dampier	9	Terry	4	Yao	36	18,245
3	Nov 6	H	L	Golden State	104-107	0-2	0-1	0-3	L3	Nowitzki	26	Nowitzki	11	Terry/Nowitzki	6	Davis	26	20,093
4	Nov 8	R	L	L.A. Clippers	85-103	0-2	0-2	0-4	L4	Terry	23	Nowitzki	12	Harris	5	Mobley	28	18,538
5	Nov 9	R	W	Phoenix	119-112	0-2	1-2	1-4	W1	Nowitzki	35	Dampier/Nowitzki	7	Johnson	6	Barbosa	30	18,422
6	Nov 12	R	W	Portland	103-96	0-2	2-2	2-4	W2	Nowitzki	26	Nowitzki	10	Stackhouse	9	Jack/Randolph	20	15,005
7	Nov 14	H	W	Chicago	111-99	1-2	2-2	3-4	W3	Nowitzki	31	Dampier	13	Harris/Terry	5	Hinrich	25	20,274
8	Nov 17	R	W	Memphis	115-103	1-2	3-2	4-4	W4	Nowitzki	26	Dampier	15	Harris	7	Warrick	26	16,727
9	Nov 18	H	W	Memphis	89-84	2-2	3-2	5-4	W5	Nowitzki	24	Nowitzki	13	Johnson	9	Gay	23	20,535
10	Nov 20	R	W	Charlotte	93-85	2-2	4-2	6-4	W6	Nowitzki	24	Dampier	15	Harris	6	Okafor	22	13,727
11	Nov 21	H	W	Washington	107-80	3-2	4-2	7-4	W7	Nowitzki	30	Nowitzki	14	Stackhouse/Nowitzki	5	Arenas	29	20,080
12	Nov 24	R	W	San Antonio	95-92	3-2	5-2	8-4	W8	Nowitzki	31	Nowitzki	10	Terry	10	Duncan	29	18,797
13	Nov 25	H	W	NO/Okla City	85-73	4-2	5-2	9-4	W9	Nowitzki	28	Diop/Nowitzki	9	Terry	6	Pargo	19	20,315
14	Nov 27	H	W	Minnesota	93-87	5-2	5-2	10-4	W10	Howard/Nowitzki	15	Dampier	11	Harris	4	Garnett	19	19,939
15	Nov 29	H	W	Toronto	117-98	6-2	5-2	11-4	W11	Howard	26	Dampier	14	Johnson	8	Ford/Bosh	18	19,975
16	Dec 1	H	W	Sacramento	109-90	7-2	5-2	12-4	W12	Howard	24	Diop/Nowitzki	10	Johnson	10	Artest	15	20,277
17	Dec 4	R	L	Washington	97-106	7-2	5-3	12-5	L1	Nowitzki	27	Dampier/Nowitzi	9	Stackhouse	6	Arenas	38	14,891
18	Dec 5	R	W	New Jersey	92-75	7-2	6-3	13-5	W1	Nowitzki	26	Nowitzki	13	Terry	7	Carter	20	16,794
19	Dec 7	H	L	Detroit	82-92	7-3	6-3	13-6	L1	Nowitzki	29	Howard	12	Harris	4	Prince	20	20,152
20	Dec 9	H	W	Denver	105-90	8-3	6-3	14-6	W1	Howard	30	Howard	11	Harris/Terry	6	Anthony/JR Smith	18	20,343
21	Dec 11	R	L	Utah	79-101	8-3	6-4	14-7	L1	Nowitzki	26	Nowitzki	10	Harris	3	Boozer	31	19,911
22	Dec 13	H	W	L.A. Lakers	110-101	9-3	6-4	15-7	W1	Howard	29	Nowitzki	14	Terry	9	Bryant	33	20,424
23	Dec 15	H	W	Philadelphia	93-79	10-3	6-4	16-7	W2	Terry	18	Dampier/Howard	8	Nowitzki	5	Iguodala	17	20,219
24	Dec 16	R	W	NO/Okla City	90-79	10-3	7-4	17-7	W3	Howard	23	Nowitzki	10	Terry	6	Paul	30	16,331
25	Dec 18	R	W	Sacramento	109-91	10-3	8-4	18-7	W4	Nowitzki	29	Nowitzki	13	Harris/Terry	6	Miller	19	17,317
26	Dec 20	R	W	Seattle	103-95	10-3	9-4	19-7	W5	Dampier	22	Dampier	16	Terry	6	Ridnour	21	16,867
27	Dec 22	H	W	L.A. Clippers	115-83	11-3	9-4	20-7	W6	Howard	25	Nowitzki	12	Terry	7	Maggette	19	20,311
28	Dec 26	H	W	Charlotte	97-84	12-3	9-4	21-7	W7	Howard	27	Dampier	10	Terry	7	Morrison	17	20,423
29	Dec 28	H	W	Phoenix	101-99	13-3	9-4	22-7	W8	Terry	35	Howard	12	Terry	8	Stoudemire	25	20,483
30	Dec 30	H	W	NO/Okla City	94-80	14-3	9-4	23-7	W9	Terry	25	Dampier	9	Terry	6	M. Jackson	22	20,433
31	Dec 31	R	W	Denver	89-85	14-3	10-4	24-7	W10	Howard	28	Howard	17	Terry	6	Iverson	28	18,423
32	Jan 2	H	W	Seattle	112-88	15-3	10-4	25-7	W11	Nowitzki	31	Nowitzki	15	Terry	5	Allen	27	20,245
33	Jan 4	H	W	Indiana	100-91	16-3	10-4	26-7	W12	Howard	25	Howard	11	Harris	5	Harrington	24	20,398
34	Jan 5	R	W	San Antonio	90-85	16-3	11-4	27-7	W13	Nowitzki	36	Howard	11	Terry	8	Ginobili	25	18,797
35	Jan 7	R	L	L.A. Lakers	98-101	16-3	11-5	27-8	L1	Nowitzki	29	Nowitzki	13	Terry	7	Bryant	26	18,997
36	Jan 9	R	W	Utah	108-105	16-3	12-5	28-8	W1	Nowitzki	38	Howard	9	Terry	6	Boozer	29	19,911
37	Jan 10	H	W	Portland	99-74	17-3	12-5	29-8	W2	Terry	20	Dampier	10	Nowitzki	5	Randolph	21	20,256
38	Jan 12	R	W	Indiana	115-113 (ot)	17-3	13-5	30-8	W3	Nowitzki	43	Nowitzki	12	Terry	7	O'Neal	26	15,923
39	Jan 14	R	W	Toronto	97-96	17-3	14-5	31-8	W4	Nowitzki	38	Nowitzki	11	3 Tied With	5	Bosh	24	19,800
40	Jan 16	H	W	Houston	109-96	18-3	14-5	32-8	W5	Nowitzki	30	Nowitzki	10	Terry	8	McGrady	45	20,332
41	Jan 18	H	W	L.A. Lakers	114-95	19-3	14-5	33-8	W6	Howard	29	Howard	11	Terry	13	Bryant	26	20,446
42	Jan 21	R	W	Miami	99-93	19-3	15-5	34-8	W7	Howard	25	Dampier/Nowitzki	11	Terry	11	Wade	31	20,195
43	Jan 23	R	W	Orlando	111-95	19-3	16-5	35-8	W8	Nowitzki	33	Nowitzki	10	Nowitzki	8	Nelson	23	17,451
44	Jan 25	R	L	Chicago	85-96	19-3	16-6	35-9	L1	Nowitzki	28	Nowitzki	11	Terry	6	Gordon	30	21,822
45	Jan 27	H	W	Sacramento	106-104	20-3	16-6	36-9	W1	Nowitzki	32	Nowitzki	11	Terry	7	Artest	25	20,487
46	Jan 30	H	W	Seattle	122-102	21-3	16-6	37-9	W2	Croshere	34	Croshere	7	Harris/Stackhouse	4	Allen	35	20,326
47	Jan 31	R	W	Memphis	95-94	21-3	17-6	38-9	W3	Nowitzki	26	Nowitzki	11	Terry	6	Miller	32	14,762
48	Feb 3	H	W	Minnesota	94-93	22-3	17-6	39-9	W4	Howard/Terry	22	Diop	12	Harris	6	Garnett	25	20,467
49	Feb 7	H	W	Memphis	113-97	23-3	17-6	40-9	W5	Nowitzki	38	Nowitzki	10	Harris	8	Gasol	29	20,263
50	Feb 9	H	W	Houston	95-74	24-3	17-6	41-9	W6	Howard	22	Diop	14	Stackhouse	5	McGrady	20	20,445
51	Feb 11	R	W	Philadelphia	106-89	24-3	18-6	42-9	W7	Nowitzki	24	Nowitzki	11	Terry	11	Iguodala	21	13,673
52	Feb 13	R	W	Milwaukee	99-93	24-3	19-6	43-9	W8	Nowitzki	38	Nowitzki	11	Terry	10	Patterson	20	16,514
53	Feb 15	R	W	Houston	80-77	24-3	20-6	44-9	W9	Nowitzki	26	Howard	11	Howard/Stackhouse	3	McGrady	27	18,270
54	Feb 22	H	W	Miami	112-100	25-3	20-6	45-9	W10	Nowitzki	31	Nowitzki	11	Nowitzki	6	Posey/O'Neal	17	20,448
55	Feb 24	H	W	Denver	115-95	26-3	20-6	46-9	W11	Nowitzki	31	Nowitzki	11	Nowitzki	8	Anthony	34	20,455
56	Feb 26	H	W	Atlanta	110-87	27-3	20-6	47-9	W12	Nowitzki	27	Nowitzki	8	Stackhouse	9	J. Johnson	29	20,245
57	Feb 27	R	W	Minnesota	91-65	27-3	21-6	48-9	W13	Nowitzki	23	Nowitzki	14	Terry	7	Garnett/Davis	15	13,326
58	Mar 1	H	W	Cleveland	95-92	28-3	21-6	49-9	W14	Nowitzki	24	Nowitzki	11	Nowitzki	7	James	39	20,428
59	Mar 3	H	W	Orlando	103-98	29-3	21-6	50-9	W15	Terry	29	Nowitzki	9	Terry	15	Howard	25	20,468
60	Mar 6	H	W	New Jersey	102-89	30-3	21-6	51-9	W16	Terry	24	Dampier	14	Howitzki	5	Carter	32	20,360
61	Mar 11	R	W	L.A. Lakers	108-72	30-3	22-6	52-9	W17	Howard	24	Diop	13	Harris	4	Bryant	25	18,997
62	Mar 12	R	L	Golden State	100-117	30-3	22-7	52-10	L1	Harris/Terry	16	Croshere	13	Harris	5	Pietrus	20	18,377
63	Mar 14	H	L	Phoenix	127-129 (2ot)	30-4	22-7	52-11	L2	Stackhouse	33	Nowitzki	16	Nowitzki	6	Stoudemire	41	20,525
64	Mar 16	H	W	Boston	106-101	31-4	22-7	53-11	W1	Howard/Nowitzki	30	Nowitzki	12	Nowitzki	4	Pierce	29	20,428
65	Mar 18	R	W	Detroit	92-88	31-4	23-7	54-11	W2	Nowitzki	28	Nowitzki	12	Terry	6	Murray	18	22,076
66	Mar 20	R	W	New York	92-77	31-4	24-7	55-11	W3	Howard/Nowitzki	24	Dampier	13	Terry	6	Curry	22	19,763
67	Mar 21	R	W	Cleveland	98-90	31-4	25-7	56-11	W4	Nowitzki	23	Dampier/Nowitzki	9	3 Tied With	6	James	31	20,562
68	Mar 23	R	W	Boston	109-95	31-4	26-7	57-11	W5	Terry	29	Diop/Howard	11	3 Tied With	6	Pierce	30	18,113
69	Mar 25	R	W	Atlanta	104-97	31-4	27-7	58-11	W6	Howard/Nowitzki	28	Diop	9	Stackhouse	8	Smith/Childress	21	19,322
70	Mar 27	R	W	No/Okla City	105-89	31-4	28-7	59-11	W7	Howard	25	Howard	10	Terry/Stackhouse	7	Pargo	23	19,164
71	Mar 28	H	W	Milwaukee	105-103	32-4	28-7	60-11	W8	Terry	27	Dampier	10	Harris	5	Redd	34	20,398
72	Mar 30	H	W	New York	105-103	33-4	28-7	61-11	W9	Nowitzki	30	Dampier	10	Harris/Stackhouse	6	Marbury	43	20,468
73	Apr 1	R	L	Phoenix	104-126	33-4	28-8	61-12	L1	Howard	28	Howard	7	Nowitzki	6	Barbosa	29	18,422
74	Apr 3	R	W	Sacramento	97-93	33-4	29-8	62-12	W1	Howard	29	George/Howard	8	Terry/Stackhouse	5	Artest	25	17,317
75	Apr 6	R	L	Denver	71-75	33-4	29-9	62-13	L1	Nowitzki	22	Dampier	13	Harris	5	Anthony	23	19,752
76	Apr 7	H	W	Portland	86-74	34-4	29-9	63-13	W1	Terry	29	Diop/Croshere	10	Harris	4	Jack	18	20,573
77	Apr 9	H	W	L.A. Clippers	96-86	35-4	29-9	64-13	W2	Nowitzki	26	Diop	9	Terry	6	Maggette	24	20,402
78	Apr 11	R	W	Minnesota	105-88	35-4	30-9	65-13	W3	Croshere	19	Diop	15	Terry	6	Reed	17	13,671
79	Apr 13	H	L	Utah	89-104	35-5	30-9	65-14	L1	Nowitzki	23	Diop/Nowitzki	4	Harris	8	Boozer	32	20,411
80	Apr 15	H	W	San Antonio	91-86	36-5	30-9	66-14	W1	Harris/Nowitzki	21	Diop	9	Terry	6	Parker	23	20,444
81	Apr 17	R	L	Golden State	82-111	36-5	30-10	66-15	L1	Ager	20	Barea	10	Barea	3	Pietrus	22	20,073
82	Apr 18	R	W	Seattle	106-75	36-5	31-10	67-15	W1	Nowitzki	20	Dampier	6	Nowitzki	5	Lewis	14	16,117

2005-2006

TOP ROW L-R GREG DREILING, DIONNE CALHOUN, CASEY SMITH, JOE PRUNTY, BERNARD GRIFFITH, DEL HARRIS, BRAD DAVIS, LARRY RILEY, ROBERT HACKETT, AL WHITLEY, GARY BOREN, ROLANDO BLACKMAN

MIDDLE ROW L-R JERRY STACKHOUSE, JOSH POWELL, DJ MBENGA, ERICK DAMPIER, PAVEL PODKOLZIN, KEITH VAN HORN, DIRK NOWITZKI, DESAGANA DIOP, JOSH HOWARD
BOTTOM ROW L-R MARQUIS DANIELS, ADRIAN GRIFFIN, DARRELL ARMSTRONG, HEAD COACH AVERY JOHNSON, OWNER MARK CUBAN, JASON TERRY, DEVIN HARRIS, RAWLE MARSHALL

SEASON NOTEBOOK

Won 60, lost 22 (second, Southwest)…the Mavericks entered the playoffs as the fourth seed and after victories over Memphis and San Antonio, respectively, the Mavs faced Phoenix in the Western Conference Finals...Dallas earned the right to play Miami in the NBA Finals with a six-game series win over the Suns...the first-time Western Conference Champs won the first two games of the Finals at home, then lost four straight to Miami to surrender the title…since the NBA adopted the 2-3-2 Finals format in 1985, the Mavs were the 10th team to win the first two games at home…the previous nine teams won the championship, while Dallas became just the third team in Finals history to drop the series after leading 2-0...for his efforts in his first full season as head coach of the Mavs, Avery Johnson was named the NBA's Coach of the Year...meanwhile, Dirk Nowitzki was named All-NBA First Team for the second consecutive season…the Mavs' 60-22 record tied for the best in franchise history...at home, Dallas went 34-7 overall and won 27 of their final 31 home games...along with the Spurs, the Mavs became the only other team to have won 50+ games in each of the previous six seasons.

	G	GS	MIN	FG	FGA	PCT	3FG	3FGA	PCT	FT	FTA	PCT	OFF	DEF	TOT	AST	PF	DQ	STL	TO	BLK	PTS	AVG
Nowitzki	81	81	3089	751	1564	.480	110	271	.406	539	598	.901	115	613	728	226	164	1	58	156	83	2151	26.6
Terry	80	80	2798	516	1099	.470	171	416	.411	168	210	.800	31	127	158	306	196	1	100	135	27	1371	17.1
Howard	59	58	1915	350	743	.471	27	63	.429	196	267	.734	123	248	371	111	167	2	68	79	26	923	15.6
Stackhouse	55	11	1525	242	603	.401	36	130	.277	195	221	.882	32	121	153	160	96	1	37	121	10	715	13.0
Daniels	62	29	1766	246	512	.480	4	19	.211	138	183	.754	81	143	224	172	143	2	67	100	13	634	10.2
Harris	56	4	1275	190	405	.469	5	21	.238	169	236	.716	26	99	125	177	121	2	53	84	16	554	9.9
Van Horn	53	0	1090	164	387	.424	50	136	.368	94	113	.832	54	138	192	37	121	1	31	71	11	472	8.9
Dampier	82	36	1934	171	347	.493	0	0	—	127	215	.591	273	367	640	51	263	3	27	115	106	469	5.7
Griffin	52	45	1245	98	204	.480	0	2	.000	41	53	.774	75	152	227	89	113	1	51	39	9	237	4.6
Christie	7	7	185	9	26	.346	0	1	.000	8	12	.667	2	11	13	14	10	0	9	6	1	26	3.7
Marshall	23	9	241	24	60	.400	1	3	.333	22	29	.759	8	23	31	10	17	0	8	15	7	71	3.1
Podkolzin	1	0	18	0	2	.000	0	0	—	3	6	.500	0	7	7	0	0	0	0	2	1	3	3.0
Powell	37	2	429	37	81	.457	0	0	—	36	45	.800	28	53	81	9	52	0	7	22	4	110	3.0
Diop	81	45	1510	75	154	.487	1	2	.500	39	72	.542	145	229	374	23	253	3	44	36	146	190	2.3
Armstrong	62	2	622	43	128	.336	11	48	.229	33	42	.786	18	63	81	86	71	0	27	58	3	130	2.1
Mbenga	43	1	237	32	60	.533	0	1	.000	10	20	.500	19	37	56	2	47	0	6	16	25	74	1.7
Mavericks	82	-	19880	2948	6375	.462	416	1113	.374	1818	2322	.783	1030	2431	3461	1473	1834	17	593	1112	488	8130	99.1
Opponents	82	-	19880	2801	6319	.443	404	1120	.361	1626	2163	.752	935	2209	3144	1433	1958	13	536	1151	400	7632	93.1

2005-06 SEASON STATISTICS & RESULTS

No	Date	H-R	W-L	Opponent	Score Dal-Opp	Home Record	Road Record	Total Record	Sk	Dallas Hi Scorer	Pt	Dallas Hi Rebr	Rb	Dallas Hi Assists	Ast	Opponent Hi Scorer	Pt	Attend
1	Nov 1	R	W	Phoenix	111-108(2ot)	0-0	1-0	1-0	W1	Nowitzki	28	Nowitzki	15	Armstrong	5	Nash	30	17,961
2	Nov 2	R	L	Utah	82- 93	0-0	1-1	1-1	L1	Terry	21	Van Horn	11	Van Horn	3	Okur	27	18,249
3	Nov 5	H	W	San Antonio	103- 84	1-0	1-1	2-1	W1	Nowitzki	34	Howard	12	Terry	8	Parker	24	20,468
4	Nov 9	R	L	Philadelphia	97-112	1-0	1-2	2-2	L1	Van Horn	19	Van Horn	13	Howard	6	Iverson	25	13,392
5	Nov 11	R	W	Charlotte	98- 88	1-0	2-2	3-2	W1	Nowitzki	23	Nowitzki	16	Nowitzki	4	Ely	14	18,130
6	Nov 12	R	W	NO/Okla City	109-103	1-0	3-2	4-2	W2	Nowitzki	30	Diop	5	Harris	5	Paul	26	19,163
7	Nov 15	H	W	Denver	83- 80	2-0	3-2	5-2	W3	Nowitzki	35	Diop	16	Harris	8	Anthony	24	20,189
8	Nov 17	H	W	Atlanta	87- 78	3-0	3-2	6-2	W4	Howard	25	Nowitzki	13	Harris/Daniels	4	Pachulia	21	20,148
9	Nov 19	H	W	Detroit	119- 82	4-0	3-2	7-2	W5	Howard	26	Dampier	14	Daniels	6	Hamilton	18	20,337
10	Nov 22	H	W	Houston	102- 93	5-0	3-2	8-2	W6	Nowitzki	31	Howard	11	Terry	5	Head	28	20,304
11	Nov 25	R	W	Miami	103- 90	5-0	4-2	9-2	W7	Howard	25	Howard	11	Terry	10	Williams	24	20,246
12	Nov 26	H	L	Memphis	92-112	5-1	4-2	9-3	L1	Nowitzki	27	Howard/Nowitzki	9	Daniels	3	Gasol	36	20,135
13	Nov 28	R	W	Toronto	93- 91	5-1	5-2	10-3	W1	Nowitzki	29	Nowitzki/Dampier	11	Terry	6	Bosh	26	15,789
14	Nov 29	R	L	Milwaukee	111-113(ot)	5-1	5-3	10-4	L1	Terry	37	Nowitzki	12	Daniels	4	Simmons	26	14,996
15	Dec 1	H	L	San Antonio	90- 92	5-2	5-3	10-5	L2	Daniels	24	Diop/Nowitkzi	9	Nowitzki	6	Parker	30	20,076
16	Dec 3	H	W	NO/Okla City	97- 88	6-2	5-3	11-5	W1	Nowitzki	30	Diop/Nowitzki	8	Harris/Daniels	5	Paul	25	19,651
17	Dec 5	R	W	Chicago	102- 94	6-2	6-3	12-5	W2	Nowitzki	35	Griffin	12	Harris	10	Gordon	26	21,733
18	Dec 6	R	W	Indiana	84- 75	6-2	7-3	13-5	W3	Nowitzki	31	Nowitzki	11	Harris	5	O'Neal	25	14,627
19	Dec 9	R	W	Memphis	90- 83	6-2	8-3	14-5	W4	Nowitzki	35	Dampier	11	Harris	8	Miller	19	17,176
20	Dec 10	H	W	Boston	103- 94	7-2	8-3	15-5	W5	Nowitzki	24	Griffin	10	Tied With	4	Pierce	28	20,156
21	Dec 12	H	L	L.A. Lakers	106-109	7-3	8-3	15-6	L1	Nowitzki	27	Nowitzki	15	Terry	5	Bryant	43	19,680
22	Dec 14	H	W	Phoenix	102- 96	8-3	8-3	16-6	W1	Nowitzki	29	Howard	18	Harris/Terry	4	Marion	23	19,731
23	Dec 16	H	W	Orlando	109-103(ot)	9-3	8-3	17-6	W1	Nowitzki	31	Griffin	9	Nowitzki	5	Hill	28	19,876
24	Dec 18	H	W	Minnesota	102- 95	10-3	8-3	18-6	W2	Howard	23	Dampier	8	Harris	6	Szczerbiak	28	20,134
25	Dec 20	R	L	L.A. Lakers	90-112	10-3	8-4	18-7	L1	Harris/Nowitzki	18	Nowitzki	11	Griffin/Nowitzki	3	Bryant	62	18,997
26	Dec 22	R	W	Sacramento	105- 95	10-3	9-4	19-7	W1	Nowitzki	37	Howard	13	Howard	6	Bibby	22	17,317
27	Dec 23	R	W	Seattle	101- 98	10-3	10-4	20-7	W2	Nowitzki	34	Nowitzki	13	Nowitzki	7	Radmanovic	20	16,211
28	Dec 26	H	W	Indiana	102- 80	11-3	10-4	21-7	W3	Nowitzki	23	Dampier	14	Harris	5	O'Neal	15	20,337
29	Dec 30	H	L	Golden State	109-111	11-4	10-4	21-8	L1	Nowitzki	24	Dampier	11	Daniels	7	Davis	34	20,348
30	Dec 31	R	W	NO/Okla City	95- 90	11-4	11-4	22-8	W1	Nowitzki	24	Nowitzki	10	Nowitzki	5	West	18	19,170
31	Jan 3	H	W	Portland	95- 81	12-4	11-4	23-8	W2	Nowitzki/Terry	22	Howard	10	Terry	7	P'erson/R'dolph	19	20,018
32	Jan 4	R	L	Minnesota	78- 91	12-4	11-5	23-9	L1	Nowitzki	23	Dampier	10	Tied With	2	Garnett	23	15,702
33	Jan 6	R	W	Denver	114-112(ot)	12-4	12-5	24-9	W1	Nowitzki/Terry	27	Nowitzki	10	Terry	7	Anthony	28	18,256
34	Jan 7	H	W	Minnesota	83- 79	13-4	12-5	25-9	W2	Nowitzki	26	Howard/Dampier	10	Terry	4	Garnett	26	20,151
35	Jan 9	R	W	Boston	104-102	13-4	13-5	26-9	W3	Terry	30	Diop/Nowitzki	7	Griffin	5	Pierce	32	15,064
36	Jan 11	R	L	New York	115-117(ot)	13-4	13-6	26-10	L1	Nowitzki	32	Howard	9	Terry	5	Marbury	28	17,469
37	Jan 14	H	W	New Jersey	110- 77	14-4	13-6	27-10	W1	Howard	29	Diop	7	Harris	7	Kidd	19	20,367
38	Jan 16	H	W	Milwaukee	114- 95	15-4	13-6	28-10	W2	Nowitzki	35	Howard	11	Terry	5	Redd	29	19,935
39	Jan 18	R	W	Houston	103- 76	15-4	14-6	29-10	W3	Nowitzki	29	Dampier	8	Stackhouse	6	Alston	17	15,966
40	Jan 20	R	W	L.A. Clippers	101- 81	15-4	15-6	30-10	W4	Nowitzki	26	Dampier	12	Stackhouse	6	Cassell	23	17,883
41	Jan 22	R	W	Portland	95- 89(ot)	15-4	16-6	31-10	W5	Stackhouse	29	Dampier	10	Howard	4	Randolph	23	13,042
42	Jan 25	R	W	Golden State	102- 93	15-4	17-6	32-10	W6	Stackhouse	23	Griffin	10	Terry	5	Davis	26	16,842
43	Jan 26	R	W	Seattle	104- 97	15-4	18-6	33-10	W7	Nowitzki	29	Nowitzki	12	Terry	4	Lewis	36	15,891
44	Jan 28	H	W	Utah	103- 89	16-4	18-6	34-10	W8	Howard	24	Diop	6	Terry/S'house	4	Brown	18	20,394
45	Jan 31	H	W	Chicago	98- 94	17-4	18-6	35-10	W9	Howard	22	Howard	9	Terry	5	Hinrich	28	19,567
46	Feb 1	R	W	Memphis	81- 80	17-4	19-6	36-10	W10	Howard	19	Nowitzki	12	Howard/Terry	3	Gasol	26	15,817
47	Feb 4	H	W	Seattle	110- 91	18-4	19-6	37-10	W11	Howard	23	Dampier	14	Stackhouse	7	Allen	17	20,369
48	Feb 7	H	W	L.A. Lakers	102- 87	19-4	19-6	38-10	W12	Nowitzki	26	Nowitzki	12	Harris/Howard	4	Cook	28	20,379
49	Feb 9	H	W	Miami	112- 76	20-4	19-6	39-10	W13	Nowitzki	27	Dampier	11	Terry	7	O'Neal	23	20,273
50	Feb 10	R	L	Denver	104-113	20-4	19-7	39-11	L1	Van Horn	21	Nowitzki	8	Terry	10	Martin	34	18,853
51	Feb 13	H	W	New York	100- 72	21-4	19-7	40-11	W1	Nowitzki	21	Dampier	12	Terry	5	J. Rose	13	19,749
52	Feb 15	H	W	Washington	103- 97	22-4	19-7	41-11	W2	Howard	26	Dampier	9	Daniels	5	Butler	27	19,714
53	Feb 21	H	W	L.A. Clippers	93- 91	23-4	19-7	42-11	W3	Howard	23	Nowitzki	10	Griffin/Terry	4	Brand	20	19,584
54	Feb 23	H	W	Memphis	97- 87	24-4	19-7	43-11	W4	Nowitzki	31	Dampier	10	Terry	6	Jackson/Gasol	18	19,912
55	Feb 25	H	W	Toronto	115-113(ot)	25-4	19-7	44-11	W5	Nowitzki	32	Nowitzki	11	Stackhouse	8	Bosh	29	19,791
56	Feb 27	H	W	Philadelphia	104- 92	26-4	19-7	45-11	W6	Nowitzki	32	Nowitzki	13	Daniels	8	Iverson	29	20,425
57	Mar 2	R	L	San Antonio	89- 98	26-4	19-8	45-12	L1	Nowitzki/Terry	23	Nowitzki	11	Tied With	2	Parker	23	18,797
58	Mar 3	H	W	Charlotte	90- 76	27-4	19-8	46-12	W1	Nowitzki	26	Dampier	14	Daniels	8	Wallace	14	20,075
59	Mar 5	H	L	Phoenix	107-115	27-5	19-8	46-13	L1	Nowitzki	25	Dampier	11	Nowitzki	5	Nash	25	20,340
60	Mar 7	H	W	Portland	93- 87	28-5	19-8	47-13	W1	Terry	26	Nowitzki	10	Harris/Nowitzki	4	Randolph	33	20,216
61	Mar 9	R	W	Portland	109- 92	28-5	20-8	48-13	W2	Nowitzki	33	Nowitzki	10	Harris	7	Randolph	29	15,433
62	Mar 11	R	W	Utah	90- 87	28-5	21-8	49-13	W3	Nowitzki	34	Nowitzki	9	Nowitzki	5	Okur	32	19,790
63	Mar 12	R	L	Sacramento	80- 85	28-5	21-9	49-14	L1	Nowitzki	24	Nowitzki	13	Nowitzki/Terry	5	Miller	17	17,317
64	Mar 14	H	W	Cleveland	91- 87	29-5	21-9	50-14	W1	Nowitzki	30	Nowitzki/Dampier	13	Nowitzki	6	James	36	20,425
65	Mar 15	R	W	Houston	95- 81	29-5	22-9	51-14	W2	Nowitzki	30	Nowitzki	11	Terry	4	Yao	36	18,222
66	Mar 17	R	W	Washington	104- 94	29-5	23-9	52-14	W3	Nowitzki/Terry	25	Nowitzki	13	Daniels	8	Arenas	26	18,954
67	Mar 19	R	L	New Jersey	89-100	29-5	23-10	52-15	L1	Nowitzki	37	Nowitzki	8	Terry/S'house	5	Jefferson	28	18,883
68	Mar 21	H	W	Houston	88- 72	30-5	23-10	53-15	W1	Nowitzki	28	Dampier	9	Stackhouse	5	Head	16	20,283
69	Mar 23	H	L	Golden State	121-122	30-6	23-10	53-16	L1	Nowitzki	51	Dampier	10	Terry	7	Richardson	40	20,165
70	Mar 25	R	W	Atlanta	98- 83	30-6	24-10	54-16	W1	Nowitzki	27	Nowitzki	13	Daniels/Terry	3	Harrington	19	18,729
71	Mar 28	R	L	Detroit	90- 97	30-6	24-11	54-17	L1	Nowitzki/S'house	25	Nowitzki	11	Terry	7	Billups	31	22,076
72	Mar 29	R	L	Cleveland	94-107	30-6	24-12	54-18	L2	Nowitzki	29	Dampier	6	Terry	4	James	46	19,401
73	Mar 31	R	L	Orlando	99-108	30-6	24-13	54-19	L3	Nowitzki	38	Nowitzki	15	Stackhouse	5	Nelson	27	17,283
74	Apr 2	H	W	Denver	103- 79	31-6	24-13	55-19	W1	Nowitzki	30	Nowitzki	12	Nowitzki/Terry	4	Anthony	25	20,251
75	Apr 4	H	W	Sacramento	127-101	32-6	24-13	56-19	W2	Nowitzki	29	Howard/Dampier	8	Terry	8	Wells	30	20,128
76	Apr 7	R	W	San Antonio	92- 86	32-6	25-13	57-19	W3	Nowitzki	30	Howard/Nowitzki	10	Terry	4	Ginobili	22	18,797
77	Apr 8	H	W	NO/Okla City	101- 77	33-6	25-13	58-19	W4	Nowitzki	20	Dampier	10	Stackhouse	8	Butler	14	20,336
78	Apr 10	H	W	L.A. Clippers	75- 73	33-6	26-13	59-19	W5	Nowitzki	20	Nowitzki	14	Daniels/S'house	4	Kaman	22	17,691
79	Apr 12	R	L	Golden State	102-114	33-6	26-14	59-20	L1	Nowitzki	29	Nowitzki	10	Terry	6	Richardson	25	17,527
80	Apr 13	R	L	Phoenix	104-117	33-6	26-15	59-21	L1	Nowitzki	36	Nowitzki	11	Terry	3	Marion	29	18,422
81	Apr 16	H	W	Utah	111- 95	34-6	26-15	60-21	W1	Nowitzki	22	Dampier	12	Terry	6	Boozer	21	19,961
82	Apr 19	H	L	L.A. Clippers	71- 85	34-7	26-15	60-22	L1	Marshall	13	Diop/Powell	9	Griffin/Powell	2	Maggette	18	20,315

2004-2005

TOP ROW L-R KELVIN UPSHAW, MARK BRYANT, GARY BOREN, LARRY RILEY, PRESIDENT/CEO TERDEMA USSERY, GREG DREILING, PAUL MOKESKI, HEAD COACH AVERY JOHNSON, DEL HARRIS, ROLANDO BLACKMAN, CHARLIE PARKER, HUBERT DAVIS, DON KALKSTEIN

MIDDLE ROW L-R OWNER MARK CUBAN, ERICK DAMPIER, DIRK NOWITZKI, PAVEL PODKOLZIN, SHAWN BRADLEY, KEITH VAN HORN, DJ MBENGA, ALAN HENDERSON, JOSH HOWARD, BRAD DAVIS

BOTTOM ROW L-R ASSISTANT ATHLETIC TRAINER DIONNE CALHOUN, HEAD ATHLETIC TRAINER CASEY SMITH, JERRY STACKHOUSE, JASON TERRY, DEVIN HARRIS, MICHAEL FINLEY, DARRELL ARMSTRONG, MARQUIS DANIELS, AL WHITLEY, ROBERT HACKETT. NOT PICTURED: TARIQ ABDUL-WAHAD

SEASON NOTEBOOK

Won 58, lost 24 (second, Southwest)…the Mavericks were eliminated in the Western Conference Semifinals by Phoenix…in the first-round of the playoffs, Dallas overcame an 0-2 deficit to defeat Houston…the Mavericks won Game 7 over the Rockets by 40 points, the largest margin of victory in any Game 7 in NBA history…on 3/19, Don Nelson resigned and Avery Johnson was named his successor…Johnson finished the season with a 16-2 mark, including nine straight wins to close the season and was named Western Conference Coach of the Month for April…Dallas finished the season with a 29-12 road mark, the best in franchise history…Dirk Nowitzki finished third in MVP voting and became the first Maverick to be named All-NBA First Team…he also became the first player to be named to the first team who did not attend an American high school or university…the Mavericks ranked fourth in the NBA in steals, which is the highest Dallas ever ranked in that category…the Mavericks led the league in defending the 3-pointer…Devin Harris was named Western Conference Rookie of the Month for November.

	G	GS	MIN	FG	FGA	PCT	3FG	3FGA	PCT	FT	FTA	PCT	OFF	DEF	TOT	AST	PF	DQ	STL	TO	BLK	PTS	AVG
Nowitzki	78	78	3020	663	1445	.459	91	228	.399	615	708	.869	96	661	757	240	219	1	97	176	119	2032	26.1
Finley	64	64	2358	387	907	.427	116	285	.407	113	136	.831	45	217	262	169	123	0	48	60	18	1003	15.7
Stackhouse	56	7	1617	274	662	.414	32	120	.267	253	298	.849	38	145	183	127	104	0	53	106	10	833	14.9
Howard	76	76	2446	377	793	.475	34	115	.296	170	232	.733	169	315	484	109	211	3	116	122	49	958	12.6
Terry	80	57	2401	372	743	.501	103	245	.420	146	173	.844	38	150	188	429	177	0	109	147	15	993	12.4
Van Horn (Tot)	62	16	1502	257	564	.456	54	142	.380	128	157	.815	89	205	294	75	170	2	36	81	21	696	11.2
Van Horn (Dal)	29	3	684	129	279	.462	24	64	.375	72	92	.783	34	95	129	34	88	1	15	34	10	354	12.2
Dampier	59	56	1609	202	367	.550	0	3	.000	138	228	.605	183	318	501	51	205	2	15	102	80	542	9.2
Daniels	60	17	1412	220	504	.437	7	35	.200	98	133	.737	87	129	216	128	124	0	83	86	14	545	9.1
Harris	76	19	1173	157	366	.429	44	131	.336	78	103	.757	28	74	102	169	139	0	77	82	19	436	5.7
Armstrong (Tot)	66	16	988	89	277	.321	28	111	.252	58	68	.853	35	80	115	178	92	2	45	67	8	264	4.0
Armstrong (Dal)	52	7	576	36	118	.305	11	41	.268	39	47	.830	19	48	67	113	62	1	30	39	6	122	2.3
Henderson	78	10	1203	116	220	.527	0	2	.000	41	76	.539	164	184	348	2	149	1	29	49	37	273	3.5
Bradley	77	14	885	84	186	.452	0	0	—	43	63	.683	70	144	214	15	153	1	25	33	63	211	2.7
Booth	34	1	262	34	79	.430	0	1	.000	14	16	.875	16	42	58	4	55	0	11	8	16	82	2.4
Dickau	4	0	16	1	8	.125	1	3	.333	2	3	.667	0	1	1	1	1	0	0	1	0	5	1.3
Mbenga	15	1	58	6	14	.429	0	0	—	3	4	.750	3	5	8	0	13	0	0	5	5	15	1.0
Podkolzin	5	0	10	0	0	—	0	0	—	1	2	.500	0	2	2	0	4	0	0	2	0	1	0.2
Mavericks	82	-	19730	3058	6691	.457	463	1273	.364	1826	2314	.789	990	2530	3520	1610	1827	10	708	1102	461	8405	102.5
Opponents	82	-	19730	2941	6712	.438	451	1366	.330	1601	2123	.754	1072	2467	3539	1714	1899	13	584	1278	399	7934	96.8

2004-05 SEASON STATISTICS & RESULTS

No	Date	H-R	W-L	Opponent	Score Dal-Opp	Home Record	Road Record	Total Record	Sk	Dallas Hi Scorer	Pt	Dallas Hi Rebr	Rb	Dallas Hi Assists	Ast	Opponent Hi Scorer	Pt	Attend
1	Nov 2	H	W	Sacramento	107- 98	1-0	0-0	1-0	W1	Nowitzki	33	Nowitzki	10	Harris	7	Miller	24	20,041
2	Nov 3	A	W	New Orleans	106- 91	1-0	1-0	2-0	W2	Mf/Dn/Js	19	Dampier	8	Terry/Nowitzki	5	B. Davis	25	17,682
3	Nov 6	H	W	Memphis	112- 88	2-0	1-0	3-0	W3	Finley	23	Dampier	18	Howard	4	Gasol	18	19,796
4	Nov 8	H	W	Golden State	101- 98(ot)	3-0	1-0	4-0	W4	Nowitzki	25	Howard	13	5 Tied With	2	Richardson	25	19,527
5	Nov 9	A	L	Orlando	84- 94	3-0	1-1	4-1	L1	Nowitzki	20	Dampier	13	Stackhouse	3	Turkoglu	19	13,155
6	Nov 11	A	W	Miami	113- 93	3-0	2-1	5-1	W1	Nowitzki	41	Nowitzki	10	Nowitzki	4	O'Neal	22	19,985
7	Nov 13	A	W	New Jersey	94- 78	3-0	3-1	6-1	W2	Nowitzki	31	Howard	10	Nowitzki	7	Jefferson	28	12,975
8	Nov 14	A	W	Washington	122-113	3-0	4-1	7-1	W3	Nowitzki	32	Nowitzki	13	Terry	11	Jamison/Hughes	23	5,420
9	Nov 16	H	L	Phoenix	101-107	3-1	4-1	7-2	L1	Stackhouse	21	Nowitzki	16	Harris	6	Stoudemire	34	20,238
10	Nov 19	H	W	New York	103-101	4-1	4-1	8-2	W1	Nowitzki	30	Howard	13	Stackhouse	6	Crawford	26	9,658
11	Nov 21	A	L	Denver	82-110	4-1	4-2	8-3	L1	Harris	15	Booth/Howard	6	Harris	5	Buckner	28	5,622
12	Nov 22	H	L	Minnesota	82- 83	4-2	4-2	8-4	L2	Howard	22	Daniels	10	Daniels	5	Garnett	21	19,939
13	Nov 24	A	L	San Antonio	80- 94	4-2	4-3	8-5	L3	Nowitzki	23	Nowitzki	11	Dh/Md/Jt	2	Duncan	27	18,797
14	Nov 26	H	W	Portland	92- 83	5-2	4-3	9-5	W1	Nowitzki	23	Nowitzki	14	Daniels/Nowitzki	5	Anderson	23	20,179
15	Nov 27	A	W	Memphis	98- 85	5-2	5-3	10-5	W2	Nowitzki	32	Nowitzki	18	Terry	4	Miller	20	18,119
16	Nov 30	H	L	San Antonio	89-107	5-3	5-3	10-6	L1	Nowitzki	21	Nowitzki	13	Nowitzki	4	Duncan	20	19,455
17	Dec 2	H	W	Houston	113-106(ot)	6-3	5-3	11-6	W1	Nowitzki	53	Nowitzki	16	Stackhouse	7	McGrady	48	19,524
18	Dec 4	H	W	Utah	109- 86	7-3	5-3	12-6	W2	Nowitzki	30	Howard	10	Terry	9	Harpring	22	19,845
19	Dec 6	H	L	Detroit	85-101	7-4	5-3	12-7	L1	Nowitzki	27	Dampier	14	Harris	4	Billups	24	19,576
20	Dec 7	A	W	Minnesota	97- 87	7-4	6-3	13-7	W1	Nowitzki	34	Henderson	15	Armstrong	6	Garnett	32	16,235
21	Dec 9	H	L	Seattle	102-107	7-5	6-3	13-8	L1	Nowitzki	27	Dampier	9	Armstrong	4	Lewis	25	19,733
22	Dec 11	A	W	Houston	102- 78	7-5	7-3	14-8	W1	Finley	26	Nowitzki	14	Armstrong	8	McGrady	15	18,189
23	Dec 13	A	W	Chicago	94- 93	7-5	8-3	15-8	W2	Finley	27	Howard	10	Daniels	4	Curry	20	16,191
24	Dec 14	H	L	Golden State	107-111	7-6	8-3	15-9	L1	Stackhouse	27	Howard	10	Ed/Dn/Jt	2	Robinson	25	19,561
25	Dec 18	H	W	Atlanta	90- 68	8-6	8-3	16-9	W1	Nowitzki	15	Dampier	13	Terry	4	Walker	13	20,068
26	Dec 21	A	W	New York	123- 94	8-6	9-3	17-9	W2	Howard	26	Howard	16	Terry	7	Mohammed	14	19,763
27	Dec 22	A	L	Atlanta	100-113	8-6	9-4	17-10	L1	Jh/Dn/Jt	23	Dampier	8	Finley/Terry	4	Walker	25	12,765
28	Dec 26	A	W	Denver	102- 88	8-6	10-4	18-10	W1	Nowitzki	36	Dampier	10	Terry	4	Miller	18	19,099
29	Dec 28	H	W	Boston	113- 94	9-6	10-4	19-10	W2	Nowitzki	29	Nowitzki	11	Terry	14	Welsch/Pierce	17	20,499
30	Jan 2	H	W	Milwaukee	123-104	10-6	10-4	20-10	W3	Nowitzki	39	Howard	13	Terry	10	James	20	20,067
31	Jan 5	H	W	L.A. Lakers	118-104	11-6	10-4	21-10	W4	Terry	28	Dampier	13	Terry	5	Bryant	32	20,393
32	Jan 8	H	W	Indiana	121-101	12-6	10-4	22-10	W5	Nowitzki	34	Nowitzki	13	Terry	8	O'Neal	32	20,385
33	Jan 12	H	L	Houston	114-124	12-7	10-4	22-11	L1	Nowitzki	28	Bradley	8	Stackhouse/Terry	7	McGrady	30	20,365
34	Jan 14	A	L	San Antonio	95- 98	12-7	10-5	22-12	L2	Nowitzki	36	Nowitzki	14	Finley	3	Duncan	25	17,897
35	Jan 15	H	W	New Jersey	98- 93	13-7	10-5	23-12	W1	Nowitzki	26	Nowitzki	12	Terry	5	Carter	29	20,270
36	Jan 18	H	W	Washington	137-120	14-7	10-5	24-12	W2	Stackhouse	29	Henderson	12	Terry	7	Arenas	43	19,653
37	Jan 20	H	W	L.A. Clippers	99- 77	15-7	10-5	25-12	W3	Nowitzki	28	Dampier	11	Stackhouse/Terry	5	Brand	24	19,576
38	Jan 21	A	W	Charlotte	105- 99	15-7	11-5	26-12	W4	Finley/Nowitzki	20	Nowitzki	9	Terry	7	Okafor	24	17,186
39	Jan 23	H	W	Denver	95- 93	16-7	11-5	27-12	W5	Nowitzki	35	Dampier	14	Stackhouse/Terry	5	Martin	19	19,744
40	Jan 24	A	L	L.A. Clippers	87- 97	16-7	11-6	27-13	L1	Nowitzki	22	Dampier	14	Terry	8	Brand	23	16,642
41	Jan 26	A	W	Portland	95- 88	16-7	12-6	28-13	W1	Nowitzki	24	Nowitzki	15	Terry	8	Stoudamire	22	16,402
42	Jan 29	H	L	Philadelphia	89- 93	16-8	12-6	28-14	L1	Nowitzki	25	Dampier	26	Terry	7	Salmons	19	20,432
43	Feb 1	H	W	Miami	109-104	17-8	12-6	29-14	W1	Stackhouse	24	Dampier	14	Terry	8	Wade	29	20,465
44	Feb 2	A	W	New Orleans	90- 82	17-8	13-6	30-14	W2	Nowitzki	20	Dampier	14	Terry	7	Dickau	18	11,094
45	Feb 4	A	L	Indiana	94- 95	17-8	13-7	30-15	L1	Nowitzki	32	Dampier	14	Finley/Nowitzki	4	O'Neal	23	16,739
46	Feb 6	A	W	Toronto	122-113	17-8	14-7	31-15	W1	Nowitzki	30	Dampier	12	Terry	11	Bosh	29	17,896
47	Feb 8	H	L	Chicago	100-107	17-9	14-7	31-16	L1	Nowitzki	27	Dampier/Nowitzki	12	Finley/Terry	6	Deng	30	20,224
48	Feb 11	A	W	Sacramento	115-113	17-9	15-7	32-16	W1	Nowitzki	27	Dampier	8	Nowitzki	7	Bibby	25	17,317
49	Feb 13	A	W	Seattle	95- 92	17-9	16-7	33-16	W2	Nowitzki	31	Dampier	14	Da/Dn/Jt	6	Lewis	18	17,072
50	Feb 15	A	W	Golden State	114-107	17-9	17-7	34-16	W3	Nowitzki	35	Nowitzki	11	Da/Dn	5	Richardson	26	15,254
51	Feb 17	A	W	Phoenix	119-113	17-9	18-7	35-16	W4	Finley	33	Nowitzki	16	Da/Dn/Jt	4	Stoudemire	31	8,422
52	Feb 23	A	W	Utah	101- 83	17-9	19-7	36-16	W5	Nowitzki	29	Howard	9	Harris	5	Bell	16	18,521
53	Feb 24	H	W	Sacramento	122-113	18-9	19-7	37-16	W5	Nowitzki	34	Nowitzki	11	Daniels	8	Bibby/Mobley	26	0,377
54	Feb 26	H	L	Phoenix	123-124	18-10	19-7	37-17	L1	Terry	27	Nowitzki	16	Terry	7	Stoudemire	33	20,435
55	Feb 28	H	W	New Orleans	90- 86	19-10	19-7	38-17	W1	Nowitzki	28	Nowitzki	11	Armstrong	5	Nailon	14	19,947
56	Mar 2	A	L	L.A. Clippers	92-101	19-10	19-8	38-18	L1	Nowitzki	25	Henderson	6	Terry	10	Maggette	34	16,531
57	Mar 4	A	L	L.A. Lakers	103-108	19-10	19-9	38-19	L2	Nowitzki	23	Nowitzki	13	Terry	6	Bryant	40	18,997
58	Mar 6	A	L	Houston	69- 90	19-10	19-10	38-20	L3	Terry	20	Howard/Van Horn	7	Armstrong	4	McGrady	32	18,195
59	Mar 7	H	W	Toronto	113-105	20-10	19-10	39-20	W1	Daniels	32	Henderson	11	Terry	6	Peterson	23	19,509
60	Mar 10	H	L	L.A. Lakers	95-100	20-11	19-10	39-21	L1	Nowitzki	25	Henderson	17	Terry	6	Bryant	36	20,411
61	Mar 11	A	W	Milwaukee	112-110	20-11	20-10	40-21	W1	Nowitzki	29	Nowitzki	9	Terry	5	Redd	33	16,489
62	Mar 13	A	W	Minnesota	102- 93	20-11	21-10	41-21	W2	Terry	22	Nowitzki	10	Terry	12	Garnett	24	19,420
63	Mar 15	H	L	Minnesota	91-100	20-12	21-10	41-22	L1	Nowitzki	21	Nowitzki	15	Terry	7	Garnett	25	20,434
64	Mar 17	H	W	Portland	98- 94	21-12	21-10	42-22	W1	Howard	21	Howard	11	Terry	7	Abdur-R'm/S'mire	20	20,092
65	Mar 19	H	W	Charlotte	104- 93	22-12	21-10	43-22	W2	Nowitzki	33	Bradley/Finley	10	Terry	9	Bogans	27	20,331
66	Mar 21	H	W	New Orleans	103- 86	23-12	21-10	44-22	W3	Nowitzki	25	Nowitzki/Van Horn	8	Finley	5	Smith	27	19,997
67	Mar 23	A	W	Golden State	109- 97	23-12	22-10	45-22	W4	Nowitzki	29	Nowitzki	10	Terry	8	B. Davis/Pietrus	22	16,183
68	Mar 24	A	L	Sacramento	101-109	23-12	22-11	45-23	L1	Nowitzki	35	Howard	10	Nowitzki/Terry	5	Stojakovic	38	17,317
69	Mar 26	H	W	Cleveland	117- 86	24-12	22-11	46-23	W1	Finley	26	Nowitzki	14	Terry	8	James	19	20,435
70	Mar 28	A	W	Detroit	95- 88	24-12	23-11	47-23	W2	Howard	24	Nowitzki	10	Terry	7	Billups	26	22,076
71	Mar 30	A	W	Boston	112-100	24-12	24-11	48-23	W3	Nowitzki	36	Nowitzki	9	Terry	7	Pierce	21	18,624
72	Apr 1	A	W	Philadelphia	100- 83	24-12	25-11	49-23	W4	Nowitzki	29	Dampier	10	Finley/Nowitzki	4	Jackson/Iverson	22	20,464
73	Apr 3	A	L	Cleveland	80-100	24-12	25-12	49-24	L1	Nowitzki	21	Dampier	8	Jh/Dn/Js	3	James	37	20,562
74	Apr 5	H	W	Orlando	114-105	25-12	25-12	50-24	W1	Nowitzki	21	Nowitzki	9	Terry	13	Stevenson	29	19,969
75	Apr 7	H	W	San Antonio	104- 68	26-12	25-12	51-24	W2	Van Horn	17	Nowitzki	8	Harris	5	Barry	12	20,418
76	Apr 9	H	W	Utah	88- 81	27-12	25-12	52-24	W3	Nowitzki	24	Nowitzki	9	Nowitzki	5	Humphries	15	20,387
77	Apr 11	H	W	Memphis	110- 89	28-12	25-12	53-24	W4	Howard	23	Dampier	13	Terry	6	Wright	18	20,044
78	Apr 13	A	W	Seattle	95- 90	28-12	26-12	54-24	W5	Nowitzki	31	Dampier	9	Terry	8	Allen	19	16,502
79	Apr 14	A	W	Portland	102- 90	28-12	27-12	55-24	W6	Stackhouse	18	Ed/Jh/Kvh	7	Terry/Van Horn	3	Abdur-Rahim	19	17,074
80	Apr 17	A	W	L.A. Lakers	114-112	28-12	28-12	56-24	W7	Nowitzki	24	Nowitzki	8	Terry	10	Bryant	33	18,237
81	Apr 19	H	W	Seattle	101- 96	29-12	28-12	57-24	W8	Nowitzki	21	Dampier	8	Daniels	9	Allen/Lewis	21	20,534
82	Apr 20	A	W	Memphis	108- 88	29-12	29-12	58-24	W9	Howard	27	Nowitzki	8	Daniels/Terry	6	Gasol	18	16,512



2003-2004

TOP ROW L-R PRESIDENT/CEO TERDEMA USSERY, PAUL MOKESKI, ROLANDO BLACKMAN, DEL HARRIS, GM/HEAD COACH DON NELSON, DONN NELSON, LARRY RILEY, CHARLIE PARKER, DON KALKSTEIN, OWNER MARK CUBAN
MIDDLE ROW L-R BRAD DAVIS, DANNY FORTSON, EDUARDO NAJERA, ANTAWN JAMISON, DIRK NOWITZKI, SHAWN BRADLEY, SCOTT WILLIAMS, ANTOINE WALKER, JOSH HOWARD, ROBERT HACKETT

BOTTOM ROW L-R ASSISTANT ATHLETIC TRAINER STEVE SMITH, HEAD ATHLETIC TRAINER ROGER HINDS, MICHAEL FINLEY, TRAVIS BEST, TONY DELK, JON STEFANSSON, STEVE NASH, MARQUIS DANIELS, DWAYNE WILSON, AL WHITLEY. NOT PICTURED: TARIQ ABDUL-WAHAD

SEASON NOTEBOOK

Won 52, lost 30 (third, Midwest)…the Mavericks were the fifth seed in the Western Conference and lost 4-1 in the first-round of the playoffs to the Sacramento Kings…Dallas finished the regular season with a 36-5 record at home, the best in franchise history…the Mavericks won 10 in a row at American Airlines Center to start the season…with a win on 12/15 vs. Toronto, Head Coach Don Nelson surpassed Pat Riley for second place on the all-time coaching wins list…Dirk Nowitzki earned All-NBA Third Team honors and was selected as an All-Star reserve…Antawn Jamison was named the NBA's Sixth Man of the Year while Marquis Daniels and Josh Howard made the All-Rookie Second Team…on 11/17 vs. Portland, Steve Nash recorded the first triple-double in American Airlines Center history (14 points, 12 assists and 10 rebounds)…Dallas led the league in scoring (105.2 ppg), free throw percentage (79.6%), offensive rebounds (14.4 orpg) and fewest turnovers (12.2 tpg)…on 12/12, Dallas ended a 26-game road losing streak to the Los Angeles Lakers…the last Maverick win against the Lakers in Los Angeles was on 12/12/90.

	G	GS	MIN	FG	FGA	PCT	3FG	3FGA	PCT	FT	FTA	PCT	OFF	DEF	TOT	AST	PF	DQ	STL	TO	BLK	PTS	AVG
Nowitzki	77	77	2915	605	1310	.462	99	290	.341	371	423	.877	90	580	670	207	216	3	92	135	104	1680	21.8
Finley	72	72	2778	514	1159	.443	150	370	.405	164	193	.850	78	247	325	212	118	0	84	83	39	1342	18.6
Jamison	82	2	2376	488	913	.535	16	40	.400	220	294	.748	233	287	520	70	174	2	83	81	30	1212	14.8
Nash	78	78	2612	397	845	.470	104	257	.405	230	251	.916	59	173	232	687	139	0	67	209	8	1128	14.5
Walker	82	82	2840	483	1129	.428	82	305	.269	103	186	.554	198	486	684	369	212	3	65	202	65	1151	14.0
Howard	67	29	1589	229	532	.430	20	66	.303	97	138	.703	149	219	368	97	168	6	69	67	54	575	8.6
Daniels	56	15	1039	203	411	.494	11	36	.306	60	78	.769	66	80	146	116	51	0	53	44	12	477	8.5
Delk	33	11	509	70	184	.380	20	66	.303	37	44	.841	16	43	59	28	46	0	27	17	7	197	6.0
Williams (Tot)	43	21	527	90	186	.484	2	3	.667	16	27	.593	38	94	132	17	95	0	20	16	16	198	4.6
Williams (Dal)	27	11	260	37	85	.435	0	1	.000	7	14	.500	15	45	60	11	50	0	5	10	9	81	3.0
Fortson	56	20	625	71	139	.511	0	0	—	75	92	.815	114	136	250	9	148	0	12	37	11	217	3.9
Bradley	66	5	773	89	188	.473	0	1	.000	41	49	.837	72	101	173	20	130	1	33	17	74	219	3.3
Najera	58	7	720	72	162	.444	2	4	.500	30	46	.652	67	89	156	25	90	1	35	29	19	176	3.0
Best	61	1	762	64	172	.372	3	20	.150	40	46	.870	17	51	68	112	66	0	31	33	4	171	2.8
N'diaye	3	0	7	0	1	.000	0	0	—	0	0	—	0	1	1	0	1	0	0	1	1	0	0.0
Mavericks	82	-	19805	3322	7230	.459	507	1456	.348	1475	1854	.796	1174	2538	3712	1963	1609	16	656	1000	437	8626	105.2
Opponents	82	-	19805	3133	6824	.459	534	1471	.363	1462	1960	.746	1009	2562	3571	1937	1690	11	582	1242	382	8262	100.8

2003-04 SEASON STATISTICS & RESULTS

No	Date	H-R	W-L	Opponent	Score Dal-Opp	Home Record	Road Record	Total Record	Sk	Dallas Hi Scorer	Pt	Dallas Hi Rebr	Rb	Dallas Hi Assists	Ast	Opponent Hi Scorer	Pt	Attend
1	Oct 28	A	L	L.A. Lakers	93-109	0-0	0-1	0-1	L1	Walker/Nowitzki	19	Nowitzki	13	Nash	7	Payton	21	18,997
2	Oct 29	A	W	Golden State	95- 87	0-0	1-1	1-1	W1	Nowitzki	29	Nowitzki	15	Nash	11	Robinson	18	15,816
3	Nov 1	H	W	Utah	127-102	1-0	1-1	2-1	W2	Delk	22	Jamison	10	Nash	7	Stevenson	24	19,923
4	Nov 3	H	W	Miami	103- 93	2-0	1-1	3-1	W3	Nowitzki	30	Walker	9	Nash	11	Haslem	20	19,463
5	Nov 5	A	L	Washington	90-100	2-0	1-2	3-2	L1	Jamison	21	Jamison	9	Finley/Walker	5	Arenas	25	17,455
6	Nov 6	A	L	Toronto	71- 77	2-0	1-3	3-3	L2	Nowitzki	27	Walker	17	Walker	7	Carter	19	17,556
7	Nov 8	A	W	San Antonio	81- 78	2-0	2-3	4-3	W1	Jamison	20	Nowitzki	11	Nash	6	Rose	20	18,797
8	Nov 11	H	W	New Orleans	125- 97	3-0	2-3	5-3	W2	Walker	21	Fortson	11	Nash	11	Davis	25	19,820
9	Nov 13	H	W	Houston	97- 86	4-0	2-3	6-3	W3	Nowitzki	23	Walker	12	Walker/Nash	7	J. Jackson	23	19,663
10	Nov 15	A	L	Memphis	101-108(ot)	4-0	2-4	6-4	L1	Finley/Nowitzki	19	Nowitzki	11	Nash	8	Miller	22	16,195
11	Nov 17	H	W	Portland	105- 98	5-0	2-4	7-4	W1	Finley	25	Nash	10	Nash	12	Wallace	31	19,471
12	Nov 20	H	W	San Antonio	95- 92	6-0	2-4	8-4	W2	Nowitzki	26	Walker	11	Nash	7	Duncan	30	19,989
13	Nov 22	H	W	Denver	115-101	7-0	2-4	9-4	W3	Jamison	26	Walker	14	Nash	8	Miller	22	20,122
14	Nov 25	H	W	Chicago	124- 98	8-0	2-4	10-4	W4	Finley	28	Fortson	13	Nash	7	Chandler	17	19,993
15	Nov 26	A	L	Phoenix	90-121	8-0	2-5	10-5	L1	Jamison	17	Walker	8	Nash	4	Johnson	21	17,205
16	Nov 28	A	L	Denver	103-113	8-0	2-6	10-6	L2	Walker	30	Walker	15	Nash	9	Anthony	26	19,628
17	Nov 29	H	W	Minnesota	92- 88	9-0	2-6	11-6	W1	Finley	25	Jamison	13	Walker/Nash	3	Garnett	28	20,089
18	Dec 2	H	W	Washington	97- 72	10-0	2-6	12-6	W2	Jamison	21	Finley	12	Walker	7	Hughes	12	19,529
19	Dec 4	H	L	L.A. Lakers	103-114	10-1	2-6	12-7	L1	Nash	30	Howard	14	Nash	8	Bryant	32	20,596
20	Dec 6	H	W	Orlando	110- 97	11-1	2-6	13-7	W1	Walker	24	Walker	16	Nash	9	McGrady	27	19,843
21	Dec 10	A	L	L.A. Clippers	99-100	11-1	2-7	13-8	L1	Finley	38	Jamison	8	Walker	10	Maggette	30	15,236
22	Dec 12	A	W	L.A. Lakers	110- 93	11-1	3-7	14-8	W1	Walker/Nowitzki	27	Howard	13	Walker/Nash	7	O'Neal	25	18,997
23	Dec 15	H	W	Toronto	111- 94	12-1	3-7	15-8	W2	Walker	27	Howard	14	Nash	11	Carter	21	19,846
24	Dec 17	A	L	Boston	103-105	12-1	3-8	15-9	L1	Nowitzki	30	Fortson	16	Nash	9	Pierce	25	18,624
25	Dec 18	A	L	Minnesota	109-114	12-1	3-9	15-10	L2	Nash	27	Fortson	9	Nash	9	Garnett	35	17,794
26	Dec 20	H	L	L.A. Clippers	105-115	12-2	3-9	15-11	L3	Jamison	26	Fortson	10	Nash	11	Maggette	26	20,058
27	Dec 23	A	L	Portland	88- 97	12-2	3-10	15-12	L4	Jamison	20	Nowitzki	9	Walker/Nash	6	Randolph	27	14,556
28	Dec 25	A	W	Sacramento	111-103	12-2	4-10	16-12	W1	Nowitzki	31	Nowitzki	14	Nash	11	Bibby	23	17,317
29	Dec 27	H	W	Memphis	104- 98	13-2	4-10	17-12	W2	Finley	24	Nowitzki	17	Nash	10	Wells	30	20,059
30	Dec 30	H	W	Milwaukee	101- 92	14-2	4-10	18-12	W3	Walker	22	Walker	14	Nash	12	Redd	25	20,095
31	Jan 2	A	L	Milwaukee	101-109	14-2	4-11	18-13	L1	Nowitzki	23	Nowitzki	14	Nash	10	Redd	21	18,717
32	Jan 3	H	W	Minnesota	119-112	15-2	4-11	19-13	W1	Nowitzki	31	Jamison/Nowitzki	9	Nash	13	Cassell	34	19,936
33	Jan 5	A	L	Utah	94-108	15-2	4-12	19-14	L1	Nowitzki	24	Nowitzki	9	Finley/Daniels	4	Bell	25	19,911
34	Jan 7	H	W	Golden State	105- 99	16-2	4-12	20-14	W1	Nowitzki	23	Fortson/Nowitzki	11	Nash	12	Richardson	27	20,185
35	Jan 9	H	L	Indiana	80- 92	16-3	4-12	20-15	L1	Nowitzki	20	Walker	9	Nash	7	Artest	26	20,315
36	Jan 11	A	L	Detroit	102-115	16-3	4-13	20-16	L2	Nash	18	Nowitzki	15	Nash	10	Billups	27	22,076
37	Jan 12	A	W	New York	127-121(ot)	16-3	5-13	21-16	W1	Nowitzki	31	Walker	12	Walker	11	Marbury	38	18,230
38	Jan 14	H	W	Philadelphia	125-122(2ot)	17-3	5-13	22-16	W2	Finley	32	Walker	17	Walker	13	Robinson	34	20,221
39	Jan 16	A	W	Denver	91- 88	17-3	6-13	23-16	W3	Nowitzki	22	Walker	10	Best	6	Miller	28	19,216
40	Jan 17	A	W	Portland	108-104	17-3	7-13	24-16	W4	Finley	33	Nowitzki	7	Walker	11	P'son/Wallace	24	19,018
41	Jan 20	H	W	New Jersey	106- 93	18-3	7-13	25-16	W5	Walker	22	Walker	13	Nowitzki	6	Martin	29	19,906
42	Jan 22	H	W	L.A. Lakers	106- 87	19-3	7-13	26-16	W6	Finley	31	Jam/Walk/N'zki	9	Nash	8	George	24	20,512
43	Jan 23	A	W	Chicago	106- 93	19-3	8-13	27-16	W7	Nowitzki	26	Nowitzki	11	Nash	7	Hinrich	23	18,761
44	Jan 25	H	W	Sacramento	108- 99	20-3	8-13	28-16	W8	Finley	23	Nowitzki	12	Nash	13	Stojakovic	24	20,284
45	Jan 27	A	W	Seattle	118-116	20-3	9-13	29-16	W9	Nowitzki	43	Howard/Walker	8	Nash	8	Lewis	30	15,835
46	Jan 28	A	L	Utah	88- 91	20-3	9-14	29-17	L1	Finley	29	Bradley	7	Walker	8	Kirilenko	23	19,515
47	Jan 31	H	L	Denver	102-107	20-4	9-14	29-18	L2	Finley	37	Walker	10	Walker	6	Anthony	26	20,463
48	Feb 3	H	W	Golden State	107- 93	21-4	9-14	30-18	W1	Finley	23	Jamison	12	Nash	8	Claxton/R'son	20	19,865
49	Feb 4	A	W	New Orleans	113-104	21-4	10-14	31-18	W2	Nowitzki	28	Nowitzki	11	Nash	12	Armstrong	27	12,274
50	Feb 7	H	W	Detroit	111-108	22-4	10-14	32-18	W3	Nowitzki	40	Nowitzki	8	Nash	11	Billups	17	20,357
51	Feb 9	A	L	Atlanta	96-102	22-4	10-15	32-19	L1	Finley	24	Walker	12	Nash	11	Jackson	30	9,713
52	Feb 10	H	W	New York	105- 90	23-4	10-15	33-19	W1	Nowitzki	27	Nowitzki	12	Nash	8	Marbury	24	20,363
53	Feb 17	A	L	Memphis	92-109	23-4	10-16	33-20	L1	Nowitzki	24	Howard	11	Nash	10	Posey	19	14,742
54	Feb 18	A	W	Cleveland	114- 98	23-4	11-16	34-20	W1	Finley	23	Walker	11	Nash	10	Boozer	24	18,349
55	Feb 21	H	W	Houston	97- 88	24-4	11-16	35-20	W2	Nowitzki	25	Nowitzki	12	Nash	9	J. Jackson	18	20,431
56	Feb 24	H	W	L.A. Clippers	116- 91	25-4	11-16	36-20	W3	Walker	21	Jamison	10	Nash	8	Maggette	21	20,070
57	Feb 26	H	W	San Antonio	115- 91	26-4	11-16	37-20	W4	Finley	30	Jamison	8	Nash	9	Duncan	22	20,458
58	Feb 28	H	W	Portland	111- 91	27-4	11-16	38-20	W5	Walker	25	Walker	8	Nash	11	Randolph	18	20,358
59	Mar 2	H	W	Seattle	107- 96	28-4	11-16	39-20	W6	Finley	35	Nowitzki	12	Daniels	9	Allen	25	19,954
60	Mar 3	A	L	Minnesota	97-121	28-4	11-17	39-21	L1	Daniels/Finley	16	Fortson	10	Daniels	8	Garnett	28	19,006
61	Mar 5	A	L	San Antonio	100-113	28-4	11-18	39-22	L2	Nowitzki	21	Nowitzki	9	Nash	12	Parker	27	18,797
62	Mar 7	A	L	Houston	98-101	28-4	11-19	39-23	L3	Nash	22	Finley	7	Nash	9	Yao	29	18,134
63	Mar 8	H	W	Phoenix	103- 90	29-4	11-19	40-23	W1	Nowitzki	26	Najera	9	Finley	5	Marion	29	20,357
64	Mar 11	A	L	Sacramento	102-120	29-4	11-20	40-24	L1	Nowitzki	21	Walker	9	Nash	7	C'stie/Stojakovic	22	17,317
65	Mar 13	A	W	Phoenix	113- 90	29-4	12-20	41-24	W1	Finley	38	Nowitzki	12	Nash	7	Stoudemire	25	16,705
66	Mar 14	A	W	L.A. Clippers	101- 88	29-4	13-20	42-24	W2	Nowitzki	34	Nowitzki	15	Nash	11	Richardson	32	18,388
67	Mar 17	H	L	Atlanta	110-111	29-5	13-20	42-25	L1	Nash	30	Walker	12	Nash	9	Jackson	36	20,474
68	Mar 19	H	W	Boston	120-104	30-5	13-20	43-25	W1	Nowitzki	24	Jamison	12	Nash	10	Blount	29	20,257
69	Mar 21	A	W	New Jersey	101- 98	30-5	14-20	44-25	W2	Nowitzki	21	Tied With	5	Nash	16	Jefferson	22	17,745
70	Mar 22	A	L	Philadelphia	98-107	30-5	14-21	44-26	L1	Nowitzki	30	Jam/Walk/N'zki	6	Nash	8	Thomas	27	19,176
71	Mar 24	A	L	Indiana	99-103	30-5	14-22	44-27	L2	Nowitzki	22	Walker	11	Nash	14	Artest	20	16,834
72	Mar 26	A	L	Miami	118-119(ot)	30-5	14-23	44-28	L3	Daniels	31	Nowitzki	12	Nash	7	Odom	26	16,500
73	Mar 28	A	W	Orlando	118- 88	30-5	15-23	45-28	W1	Nowitzki	25	Howard	12	Nash	11	Gooden	20	16,428
74	Mar 30	H	W	Cleveland	126-109	31-5	15-23	46-28	W2	Nowitzki	35	Nowitzki	18	Nash	10	James	28	20,575
75	Apr 1	H	W	Sacramento	127-117	32-5	15-23	47-28	W3	Finley	29	Nowitzki	10	Nash	19	Bibby	23	20,533
76	Apr 3	H	W	Phoenix	124-103	33-5	15-23	48-28	W4	Nowitzki	34	Walker	9	Nash	14	Marion/S'mire	20	20,348
77	Apr 6	H	W	Seattle	118-108	34-5	15-23	49-28	W5	Finley	24	Walker/Nowitzki	8	Nash	14	Barry/Allen	20	20,223
78	Apr 8	H	W	Utah	117- 94	35-5	15-23	50-28	W6	Nowitzki	27	Jamison	9	Nash	8	Bell	18	20,226
79	Apr 10	A	L	Seattle	99-119	35-5	15-24	50-29	L1	Daniels	33	Jamison	10	Nash	7	Lewis	25	17,072
80	Apr 11	A	L	Golden State	107-108	35-5	15-25	50-30	L2	Nowitzki	29	Nowitzki	14	Nash	12	Richardson	24	14,759
81	Apr 13	H	W	Memphis	110-103	36-5	15-25	51-30	W1	Daniels	30	Nowitzki	10	Walker	9	Wells	27	20,364
82	Apr 14	A	W	Houston	92- 89	36-5	16-25	52-30	W2	Daniels	21	Daniels	8	Nash	8	Padgett	18	18,169

2002-2003

TOP ROW L-R OWNER MARK CUBAN, GARY BOREN, LARRY RILEY, SIDNEY MONCRIEF, DONN NELSON, PAUL MOKESKI, GM/HEAD COACH DON NELSON, ROLANDO BLACKMAN, DEL HARRIS, DON KALKSTEIN, CHARLIE PARKER, PRESIDENT/CEO TERDEMA USSERY
MIDDLE ROW L-R ROBERT HACKETT, ANTOINE RIGAUDEAU, POPEYE JONES, DIRK NOWITZKI, SHAWN BRADLEY, EVAN ESCHMEYER, RAEF LAFRENTZ, WALT WILLIAMS, EDUARDO NAJERA, BRAD DAVIS

BOTTOM ROW L-R ASSISTANT ATHLETIC TRAINER STEVE SMITH, HEAD ATHLETIC TRAINER ROGER HINDS, TARIQ ABDUL-WAHAD, RAJA BELL, NICK VAN EXEL, MICHAEL FINLEY, STEVE NASH, AVERY JOHNSON, ADRIAN GRIFFIN, DWAYNE WILSON, AL WHITLEY

SEASON NOTEBOOK

Won 60, lost 22 (tied for first, Midwest)…Dallas finished with the best regular season record in franchise history and advanced to the Western Conference Finals for only the second time…Dirk Nowitzki was named to the All-NBA Second Team while Steve Nash was an All-NBA Third Team selection…both players were selected to play in the All-Star game in Atlanta…the Mavericks won their first 14 games of the season, falling one win shy of tying the NBA record…Don Nelson was named Western Conference Coach of the Month for November while Nash, Nowitzki and Michael Finley shared Player of the Month honors…Dallas was a league-best 27-14 on the road…the Mavericks led the league in scoring with 103.0 points a game and committed an NBA record-low 11.6 turnovers a game…Dallas recorded a franchise-high 41 regular season home sellouts…Nash set a franchise record for consecutive free throws made with 49…Nowitzki ranked sixth in the NBA in scoring (25.1 ppg) and joined Mark Aguirre as the only Maverick to record 2,000 or more points in a single season…Maverick opponents shot a franchise-low 43.8% from the floor.

	G-S	Min	Avg	Fg-Att	Pct	3Fg-Att	Pct	Ft-Att	Pct	Off	Def	Reb	Avg	Ast	Avg	Pf-D	Stl	To	Blk	Pts	Avg	Hi
Nowitzki	80-80	3117	39.0	690-1489	.463	148-390	.379	483-548	.881	81	710	791	9.9	239	3.0	206-2	111	152	82	2011	25.1	40
Finley	69-69	2642	38.3	507-1193	.425	119-322	.370	198-230	.861	107	295	402	5.8	205	3.0	105-0	76	114	21	1331	19.3	42
Nash	82-82	2711	33.1	518-1114	.465	111-269	.413	308-339	.909	63	171	234	2.9	598	7.3	134-0	85	192	6	1455	17.7	32
VanExel	73-1	2026	27.8	342-831	.412	118-312	.378	110-144	.764	35	173	208	2.8	312	4.3	86-1	42	123	4	912	12.5	35
LaFrentz	69-43	1611	23.3	266-514	.518	47-116	.405	60-88	.682	125	205	330	4.8	54	0.8	264-8	35	46	91	639	9.3	26
Bradley	81-39	1731	21.4	201-375	.536	0-1	.000	141-175	.806	151	325	476	5.9	54	0.7	242-5	65	67	170	543	6.7	16
Najera	48-12	1103	23.0	129-231	.558	0-1	.000	62-91	.681	90	133	223	4.6	47	1.0	129-1	40	23	22	320	6.7	16
Williams	66-1	1161	17.6	134-341	.393	64-171	.374	31-50	.620	53	154	207	3.1	59	0.9	141-0	42	35	26	363	5.5	18
Griffin	74-48	1373	18.6	146-337	.433	6-24	.250	27-32	.844	88	176	264	3.6	105	1.4	157-0	77	47	6	325	4.4	17
Abdul-Wahad	14-0	204	14.6	27-58	.466	0-1	.000	3-6	.500	14	26	40	2.9	21	1.5	26-0	6	7	3	57	4.1	12
Johnson	48-0	430	9.0	63-150	.420	0-2	.000	30-39	.769	10	21	31	0.6	64	1.3	26-0	15	29	1	156	3.3	12
Bell	75-32	1173	15.6	93-211	.441	21-51	.412	23-34	.676	47	98	145	1.9	57	0.8	134-1	52	43	8	230	3.1	13
Jones	26-0	222	8.5	24-62	.387	0-0	—	5-11	.455	29	30	59	2.3	8	0.3	31-0	5	15	1	53	2.0	11
Rigaudeau	11-0	91	8.3	8-35	.229	1-5	.200	0-0	—	4	4	8	0.7	6	0.5	11-0	3	6	0	17	1.5	6
Eschmeyer	17-3	135	7.9	7-19	.368	0-0	—	3-4	.750	10	19	29	1.7	6	0.4	35-1	10	6	7	17	1.0	5
Strickland*	4-0	13	3.3	2-5	.400	0-0	—	0-0	—	5	2	7	1.8	0	0.0	1-0	0	1	0	4	1.0	1
Harrington*	13-0	37	2.8	4-17	.235	1-3	.333	2-2	1.000	0	2	2	0.2	2	0.2	2-0	1	2	1	11	0.8	5
Mavericks	82	19780	—	3161-6982	.453	636-1668	.381	1486-1793	.829	912	2544	3456	42.1	1837	22.4	1730-19	665	949	449	8444	103.0	129
Opponents	82	19780	—	2926-6687	.438	477-1401	.340	1477-2032	.727	1045	2682	3727	45.5	1781	21.7	1746-18	547	1316	322	7806	95.2	126

2002-03 SEASON STATISTICS & RESULTS

No	Date	H-R	W-L	Opponent	Score Dal-Opp	Home Record	Road Record	Total Record	Sk	Dallas Hi Scorer	Pt	Dallas Hi Rebr	Rb	Dallas Hi Assists	Ast	Opponent Hi Scorer	Pt	Attend
1	10/30	A	W	Memphis	119-108	0-0	1-0	1-0	W1	Nash	24	Nowitzki	11	Nash	13	Giricek	29	16,638
2	11/2	H	W	Phoenix	97-83	1-0	1-0	2-0	W2	Nowitzki	22	Bradley	8	Nash	8	Marbury	15	19,783
3	11/4	H	W	Golden State	101-100	2-0	1-0	3-0	W3	Nash	30	Nowitzki	13	Nash	5	Richardson	39	19,368
4	11/6	A	W	Toronto	106-92	2-0	2-0	4-0	W4	Nowitzki	28	Bradley/Nowitzki	3	Nash	6	Lenard	20	19,800
5	11/8	A	W	Chicago	114-87	2-0	3-0	5-0	W5	Nowitzki	24	Bradley/Williams	11	Nash	6	Rose	24	21,028
6	11/9	H	W	Detroit	114-75	3-0	3-0	6-0	W6	Finley	25	Nowitzki	8	Nash	10	Hamilton	19	19,644
7	11/11	H	W	Portland	82-73	4-0	3-0	7-0	W7	Nowitzki	26	Bradley	18	Nash	7	Wallace	14	19,548
8	11/13	A	W	Cleveland	103-99	4-0	4-0	8-0	W8	Finley	26	Nowitzki	12	Nash	7	Ilgauskas	34	12,764
9	11/15	A	W	Boston	97-86	4-0	5-0	9-0	W9	Nowitzki	32	Nowitzki	9	Nash	9	Walker	22	18,624
10	11/16	A	W	New Jersey	96-88	4-0	6-0	10-0	W10	Nash	30	Finley	13	Nash	9	Kidd	22	16,634
11	11/19	H	W	L.A. Lakers	98-72	5-0	6-0	11-0	W11	Nash	21	Nowitzki	17	Nash	6	Bryant	16	20,096
12	11/21	H	W	Houston	103-90	6-0	6-0	12-0	W12	Finley	28	Najera	11	Nash	8	Yao	30	19,853
13	11/23	H	W	Seattle	115-105	7-0	6-0	13-0	W13	Finley/Nowitzki	29	Finley	11	Nash	8	Payton	20	20,011
14	11/27	A	W	Detroit	102-82	7-0	7-0	14-0	W14	Finley	42	Nowitzki	15	Nash	7	Hamilton	19	22,076
15	11/28	A	L	Indiana	98-110	7-0	7-1	14-1	L1	Nash	29	Nowitzki	8	Nash	9	O'Neal	28	17,948
16	11/30	H	W	Chicago	103-90	8-0	7-1	15-1	W1	Nash	18	Nowitzki	11	Nash/Van Exel	7	Rose	31	19,940
17	12/2	H	W	Toronto	113-102	9-0	7-1	16-1	W2	Nash	25	Bradley	8	Nash	7	A. Williams	27	19,696
18	12/4	A	W	Portland	103-88	9-0	8-1	17-1	W3	Nowitzki	26	Nowitzki	5	Van Exel	7	Wallace	34	18,452
19	12/6	A	L	L.A. Lakers	103-105	9-0	8-2	17-2	L1	Van Exel	25	Nowitzki	12	Nash	7	Bryant	27	18,997
20	12/7	A	W	Golden State	121-116	9-0	9-2	18-2	W1	Nowitzki	35	Bradley	11	Van Exel	5	Jamison	26	16,355
21	12/10	H	W	L.A. Clippers	122-95	10-0	9-2	19-2	W2	Finley/Van Exel	24	Bradley	11	Nash	7	Brand	20	19,715
22	12/11	A	W	San Antonio	104-111	10-0	9-3	19-3	L1	Finley	36	Finley/Williams	8	Nash	10	Parker	32	17,632
23	12/14	H	W	Memphis	104-87	11-0	9-3	20-3	W1	Nash	26	Bradley	18	Nash/Van Exel	7	Giricek	17	19,732
24	12/17	H	W	Indiana	118-97	12-0	9-3	21-3	W2	Finley	33	Finley	13	Van Exel	10	O'Neal	20	19,954
25	12/18	A	W	Denver	80-75	12-0	10-3	22-3	W3	Finley	31	Bradley	12	Van Exel	6	Howard	21	13,183
26	12/20	H	L	Utah	81-93	12-1	10-3	22-4	L1	Nowitzki	28	Nowitzki	17	Nash	5	Harpring	19	19,826
27	12/23	H	W	Washington	92-86	13-1	10-3	23-4	W1	Nowitzki	30	Nowitzki	17	Van Exel	6	Stackhouse	28	20,119
28	12/26	A	W	New Orleans	83-81	13-1	11-3	24-4	W2	Nowitzki	23	Van Exel	11	Nash	7	Wesley	24	18,015
29	12/28	H	W	New York	107-82	14-1	11-3	25-4	W3	Nash/Nowitzki	19	Bradley/Nowitzki	9	Nowitzki	7	Sprewell	16	20,060
30	12/30	H	L	Milwaukee	107-110	14-2	11-3	25-5	L1	Nowitzki	40	Nowitzki	14	Nowitzki/Van Exel	5	Cassell	28	19,939
31	1/2	H	W	L.A. Clippers	102-92	15-2	11-3	26-5	W1	Nash	24	Nowitzki	10	Nash	7	Odom	20	19,884
32	1/4	H	W	Philadelphia	102-83	16-2	11-3	27-5	W2	Nowitzki	29	Bradley	11	Nash	8	Iverson	25	20,124
33	1/6	H	W	Denver	86-71	17-2	11-3	28-5	W3	Finley	19	LaFrentz	11	Finley/Van Exel	5	Howard	22	19,773
34	1/8	A	W	Atlanta	117-99	17-2	12-3	29-5	W4	Nowitzki	30	Nowitzki	14	Nash	8	Terry	27	10,997
35	1/10	H	W	Boston	103-78	18-2	12-3	30-5	W5	Nowitzki	28	Griffin	12	Finley	7	Pierce	20	20,032
36	1/12	A	W	L.A. Clippers	96-90	18-2	13-3	31-5	W6	Nash	24	Bradley/Nash	9	Nash	6	Brand	19	18,216
37	1/15	A	L	Sacramento	94-123	18-2	13-4	31-6	L1	Van Exel	20	Nowitzki	9	Nash	7	Webber	29	17,317
38	1/17	A	L	Phoenix	106-111	18-2	13-5	31-7	L2	Nash	32	Nowitzki	14	Nowitzki/Van Exel	4	Marbury	41	19,023
39	1/19	A	L	Seattle	81-85	18-2	13-6	31-8	L3	Finley	16	Nowitzki	14	Nowitzki	6	Drobnjak/Lewis	19	16,359
40	1/21	H	W	Houston	107-86	19-2	13-6	32-8	W1	Nowitzki	26	Nowitzki	8	Nash	8	Francis	26	20,104
41	1/23	A	W	Philadelphia	107-94	19-2	14-6	33-8	W2	Nowitzki	30	Nowitzki	14	Nash	13	Iverson/V' Horn	25	20,027
42	1/24	A	W	New York	101-90	19-2	15-6	4-8	W3	Nowitzki	30	Nowitzki	9	Finley	9	Sprewell	21	19,763
43	1/26	H	L	Portland	93-100	19-3	15-6	34-9	L1	Finley	27	LaFrentz/Nowitzki	7	Nash	9	Pippen	19	19,765
44	1/29	A	W	Houston	104-81	19-3	16-6	35-9	W1	Nowitzki	34	Bradley	9	Nash/Nowitzki	5	Yao	20	16,285
45	1/30	H	W	Minnesota	112-109	20-3	16-6	36-9	W2	Nowitzki	32	LaFrentz	15	Nash	8	Hudson/Garnett	31	19.874
46	2/1	H	W	Denver	122-100	21-3	16-6	37-9	W3	Van Exel	30	Bradley	9	Van Exel	7	White	17	19,889
47	2/3	A	W	Utah	92-90	21-3	17-6	38-9	W4	Nowitzki	25	LaFrentz	6	Nash	6	Harpring	20	19,130
48	2/4	H	L	Sacramento	109-110	21-4	17-6	38-10	L1	Finley/Nowitzki	28	Nowitzki	16	Nash	14	Bibby	27	20,102
49	2/11	A	L	Minnesota	98-100	21-4	17-7	38-11	L2	Nowitzki	34	Nowitzki	7	Nash	8	Garnett	26	15,145
50	2/12	A	L	Milwaukee	114-120	21-4	17-8	38-12	L3	Nowitzki	27	Nowitzki	12	Nash	10	Allen	28	15,886
51	2/14	A	W	Memphis	110-103	21-4	18-8	39-12	W1	Nowitzki	31	LaFrentz	14	Nash	13	Gasol	25	15,924
52	2/15	H	W	Miami	98-92	22-4	18-8	40-12	W2	Nowitzki	25	Nowitzki	2	Nowitzki	8	Best	21	20,003
53	2/18	H	W	Atlanta	105-79	23-4	18-8	41-12	W3	Finley	26	Griffin	8	Bradley	4	Abdur-Rahim	14	19,783
54	2/20	H	W	San Antonio	95-87	24-4	18-8	42-12	W4	Nash	29	Bradley/Finley	8	Nash	10	Rose	25	20,036
55	2/21	A	W	Houston	100-85	24-4	19-8	43-12	W5	Nowitzki	34	Nowitzki	11	Van Exel	7	Francis	19	16,285
56	2/23	A	W	Washington (Ot)	106-101	24-4	20-8	44-12	W6	Nowitzki	29	Nowitzki	10	Nash	10	Jordan/S'house	30	20,173
57	2/25	A	L	Orlando	93-98	24-4	20-9	44-13	L1	Nowitzki	26	Nowitzki	7	Nash	5	McGrady	26	16,009
58	2/27	H	L	Sacramento (Ot)	124-126	24-5	20-9	44-14	L2	Nowitzki	36	Nowitzki	13	Nash	10	Stojakovic	36	20,059
59	3/1	H	W	Memphis	114-87	25-5	20-9	45-14	W1	Nowitzki	28	Finley/Najera	10	Nash	7	Gasol	25	19,828
60	3/4	H	W	New Jersey	88-79	26-5	20-9	46-14	W2	Nash/Nowitzki	24	Nowitzki	13	Nash	8	Martin	18	19,920
61	3/7	A	W	Miami	91-89	26-5	21-9	47-14	W3	Nash	22	Finley	11	Nash	5	R. Butler/James	20	16,500
62	3/8	H	W	Utah	101-77	27-5	21-9	48-14	W4	Nowitzki	21	Brad/Griff/N'zki	6	Nash	4	Malone	16	20,123
63	3/10	H	L	Minnesota	83-92	27-6	21-9	48-15	L1	Nowitzki	37	Finley/Nowitzki	13	Nash	9	Garnett	31	20,049
64	3/13	A	L	Seattle	100-107	27-6	21-10	48-16	L2	Nowitzki	27	Nowitzki	12	Finley/Nowitzi	4	Lewis	30	14,621
65	3/14	A	W	Golden State	116-114	27-6	22-10	49-16	W1	Finley	21	Bradley	11	Nash	12	Arenas	29	19,787
66	3/16	A	W	Sacramento (Ot)	129-123	27-6	23-10	50-16	W2	Nowitzki	34	Nowitzki	18	Nash	10	Stojakovic	30	17,317
67	3/18	H	W	Cleveland	114-93	28-6	23-10	51-16	W3	Nowitzki	28	Nowitzki	8	Nash	6	Ilgauskas	30	19,952
68	3/20	H	L	San Antonio (Ot)	110-112	28-7	23-10	51-17	L1	Van Exel	35	Nowitzki	12	Nash	7	Duncan	25	20,110
69	3/22	H	W	Phoenix	102-95	29-7	23-10	52-17	W1	Nash/Nowitzki	27	Nowitzki	11	Nash	13	H'away/Marion	21	20,087
70	3/24	A	W	Denver	108-96	29-7	24-10	53-17	W2	Nowitzki	25	Nowitzki	8	Nash	5	Howard	25	14,714
71	3/26	A	W	L.A. Clippers	114-107	29-7	25-10	54-17	W3	Van Exel	29	Nowitzki	11	Nash	12	Piatkowski	22	19,595
72	3/28	A	L	Portland	95-112	29-7	25-11	54-18	L1	Nowitzki	20	Abdul-Wahad	8	Bell/Nowitzki	4	Wallace	20	20,580
73	3/30	A	W	Minnesota	119-95	29-7	26-11	55-18	W1	Nowitzki	33	Nowitzki	7	Nash	15	Garnett	24	19,304
74	4/1	H	W	New Orleans	95-86	30-7	26-11	56-18	W2	Nowitzki	30	Nowitzki	11	Nash/Van Exel	6	Davis	18	19,859
75	4/3	H	L	L.A. Lakers	89-100	30-8	26-11	56-19	L1	Nash	26	Nowitzki	22	Nash	5	O'Neal	31	20,129
76	4/5	H	W	Orlando	108-90	31-8	26-11	57-19	W1	Nowitzki	29	Najera	7	Nash	11	Giricek	18	19,800
77	4/8	A	L	L.A. Lakers	99-108	31-8	26-12	57-20	L1	LaFrentz/Nowitzki	26	Nowitzki	9	Nash	10	George	21	18,997
78	4/9	A	L	Phoenix	89-112	31-8	26-13	57-21	L2	Nowitzki	26	Nowitzki	8	Nash	5	Marion	31	17,136
79	4/11	A	L	Utah	92-95	31-8	26-14	57-22	L3	Nowitzki	34	Nowitzki	8	Nash	10	Malone	23	19,896
80	4/12	H	W	Golden State	117-108	32-8	26-14	58-22	W1	Nowitzki	37	Nowitzki	12	Nash	10	Jamison	25	19,980
81	4/14	H	W	Seattle	109-106	33-8	26-14	59-22	W2	Nowitzki	39	Nowitzki	10	Nowitzki/Van Exel	7	Allen	35	19,880
82	4/16	A	W	San Antonio	93-72	33-8	27-14	60-22	W3	Nowitzki	25	Nowitzki	10	Nash	10	Smith	11	19,217



2001-2002

TOP ROW L-R OWNER MARK CUBAN, ROLANDO BLACKMAN, SIDNEY MONCRIEF, DONN NELSON, GM/HEAD COACH DON NELSON, DEL HARRIS, CHARLIE PARKER, PAUL MOKESKI, PRESIDENT/CEO TERDEMA USSERY
MIDDLE ROW L-R BRIAN ZETTLER, BRETT BRUNGARDT, DWAYNE WILSON, TARIQ ABDUL-WAHAD, DANNY MANNING, DIRK NOWITZKI, SHAWN BRADLEY, WANG ZHIZHI, EVAN ESCHMEYER, RAEF LAFRENTZ, EDUARDO NAJERA, CHAD LEWIS
BOTTOM ROW L-R HEAD ATHLETIC TRAINER ROGER HINDS, ADRIAN GRIFFIN, JOHNNY NEWMAN, STEVE NASH, MICHAEL FINLEY, AVERY JOHNSON, GREG BUCKNER, NICK VAN EXEL, ASSISTANT ATHLETIC TRAINER STEVE SMITH

SEASON NOTEBOOK

Won 57, lost 25 (second, Midwest)…Dallas made its second-straight postseason appearance, sweeping Minnesota 3-0 in the first-round before falling to Sacramento 4-1 in the conference semifinals…Dirk Nowitzki was named to the All-NBA Second Team while Steve Nash was named an All-NBA Third Team selection…both players were also members of the Western Conference All-Star Team, coached by Don Nelson…on 12/29/01, Nelson became just the third coach in NBA history to record 1,000 career wins…the Mavericks had the best road record in the NBA, tallying a then franchise-high 27 road wins…Dallas led the league in scoring (105.2 ppg) while also committing an NBA record-low 12.1 turnovers per game…the Mavs had three players win the Western Conference Player of the Week award: Nash (12/10-12/16/01), Nowitzki (1/21-1/27/02) and Finley (4/8-4/14/02)…Raef LaFrentz became the third player in league history to register 100 3-pointers and 100 blocks in the same season.

	G-S	Min	Avg	Fg-Att	Pct	3Fg-Att	Pct	Ft-Att	Pct	Off	Def	Reb	Avg	Ast	Avg	Pf-D	Stl	To	Blk	Pts	Avg	Hi
Nowitzki	76-76	2891	38.0	600-1258	.477	139-350	.397	440-516	.853	120	635	755	9.9	186	2.4	222-2	83	145	77	1779	23.4	40
Finley	69-69	2754	39.9	569-1228	.463	76-224	.339	210-251	.837	90	270	360	5.2	230	3.3	144-1	65	117	25	1424	20.6	39
Van Exel (Tot)	72-46	2496	34.7	501-1226	.409	119-350	.340	201-251	.801	28	226	254	3.5	478	6.6	104-0	44	156	11	1322	18.4	44
Van Exel (Dal)	27-2	757	28.0	129-314	.411	34-98	.347	65-77	.844	9	76	85	3.1	113	4.2	35-0	14	40	4	357	13.2	27
Nash	82-82	2837	34.6	525-1088	.483	156-343	.455	260-293	.887	50	204	254	3.1	634	7.7	164-0	53	229	4	1466	17.9	39
LaFrentz (Tot)	78-76	2455	31.5	421-920	.458	104-268	.388	105-151	.695	176	403	579	7.4	89	1.1	281-11	55	94	213	1051	13.5	30
LaFrentz (Dal)	27-25	787	29.1	114-261	.437	29-95	.305	35-46	.761	59	141	200	7.4	29	1.1	108-6	24	34	60	292	10.8	30
Johnson (Tot)	68-13	1352	19.9	207-432	.479	0-5	.000	121-163	.742	14	55	69	1.0	286	4.2	86-0	40	76	9	535	7.9	23
Johnson (Dal)	17-0	152	8.9	21-49	.429	0-0	.000	12-17	.706	0	5	5	0.3	28	1.6	17-0	5	9	1	54	3.2	15
Griffin	58-34	1383	23.8	179-359	.499	16-54	.296	41-49	.837	68	161	229	3.9	106	1.8	142-2	75	42	12	415	7.2	23
Najera	62-11	1357	21.9	150-300	.500	0-2	.000	100-148	.676	149	193	342	5.5	38	0.6	156-2	56	40	30	400	6.5	19
Buckner	44-16	885	20.1	104-198	.525	5-16	.313	40-58	.690	67	106	173	3.9	48	1.1	124-1	31	27	19	253	5.8	18
Abdul-Wahad (Tot)	24-12	441	18.4	55-147	.374	1-2	.500	24-33	.727	41	43	84	3.5	24	1.0	56-1	20	27	10	135	5.6	14
Abdul-Wahad (Dal)	4-0	24	6.0	0-2	.000	0-0	.000	0-1	.000	2	4	6	1.5	2	0.5	5-0	2	3	1	0	0.0	0
Wang	55-0	600	10.9	109-248	.440	48-116	.414	42-57	.737	19	92	111	2.0	22	0.4	84-0	11	25	18	308	5.6	18
Newman	47-17	724	15.4	67-148	.453	22-57	.386	42-58	.724	9	40	49	1.0	14	0.3	88-2	29	21	4	198	4.2	17
Bradley	53-16	757	14.3	78-163	.479	0-1	.000	59-64	.922	53	123	176	3.3	20	0.4	128-3	28	25	64	215	4.1	15
Manning	41-10	552	13.5	71-149	.477	1-7	.143	22-33	.667	25	83	108	2.6	30	0.7	80-0	21	25	21	165	4.0	13
Eschmeyer	31-6	299	9.6	21-50	.420	0-0	.000	20-33	.606	35	63	98	3.2	9	0.3	60-1	10	16	9	62	2.0	6
Bell (Tot)	7-0	44	6.3	3-11	.273	0-6	.000	2-2	1.000	2	3	5	0.7	2	0.3	3-0	0	5	0	8	1.1	4
Bell (Dal)	2-0	2	1.0	0-0	.000	0-0	.000	0-0	.000	0	1	1	0.5	0	0.0	0-0	0	0	0	0	0.0	0
Howard*	53-44	1659	31.3	270-585	.462	0-1	.000	144-191	.754	138	252	390	7.4	93	1.8	170-1	28	78	30	684	12.9	36
Hardaway*	54-2	1276	23.6	179-494	.362	95-279	.341	65-78	.833	13	84	97	1.8	201	3.7	84-0	40	73	8	518	9.6	21
Harvey*	18-0	162	9.0	14-26	.538	0-0	.000	10-22	.455	12	34	46	2.6	5	0.3	27-0	4	8	5	38	2.1	12
Martin*	3-0	22	7.3	0-10	.000	0-2	.000	1-2	.500	0	1	1	0.3	3	0.3	4-0	2	1	0	1	0.3	1
Mavericks	82	19880	-	3200-6930	.462	621-1645	.378	1608-1994	.806	918	2568	3486	42.5	1811	22.1	1842-21	581	992	392	8629	105.2	141
Opponents	82	19880	-	3094-6851	.452	452-1293	.350	1640-2184	.751	1065	2600	3665	44.7	1865	22.7	1788-16	589	1155	377	8280	101.0	140

2001-02 SEASON STATISTICS & RESULTS

No	Date	H-R	W-L	Opponent	Score Dal-Opp	Home Record	Road Record	Total Record	Sk	Dallas Hi Scorer	Pt	Dallas Hi Rebr	Rb	Dallas Hi Assists	Ast	Opponent Hi Scorer	Pt	Attend
1	10/30	H	W	Detroit	94-87	1-0	0-0	1-0	W1	Finley	34	Nowitzki	10	Nash	11	Stackhouse	27	19,200
2	11/1	R	W	Philadelphia	99-92	1-0	1-0	2-0	W2	Nowitzki	30	Nowitzki	13	Hardaway	7	Harpring	21	20,230
3	11/2	R	L	Toronto	92-109	1-0	1-1	2-1	L1	Finley/Hardaway	17	Howard	11	Nash/Hardaway	5	Carter	25	19,800
4	11/4	R	W	Memphis	94-85	1-0	2-1	3-1	W1	Howard	36	Manning	11	Finley/Hardaway	5	Wright	33	13,177
5	11/6	H	W	Charlotte	110-92	2-0	2-1	4-1	W2	Nowitzki	34	Nowitzki	10	Nash	6	Campbell	17	16,905
6	11/8	H	W	Denver	105-91	3-0	2-1	5-1	W3	Nowitzki	33	Najera	10	Nash	12	Rider	19	17,471
7	11/10	H	L	Philadelphia	91-98	3-1	2-1	5-2	L1	Nowitzki	25	Howard/Nowitzki	10	Nash	10	Coleman	24	19,857
8	11/14	R	W	Cleveland	107-94	3-1	3-1	6-2	W1	Nowitzki	28	Howard	10	Nash	12	Jones	20	12,414
9	11/15	R	L	Detroit	89-115	3-1	3-2	6-3	L1	Finley	19	Howard	8	Nash/Martin	3	Stackhouse	28	13,445
10	11/17	R	L	Houston	87-124	3-1	3-3	6-4	L2	Nash	21	Buckner	10	Finley/Nash	4	Francis	33	11,978
11	11/20	H	L	Seattle	97-105	3-2	3-3	6-5	L3	Finley	26	Howard	13	Nowitzki/Nash	6	Payton	25	18,949
12	11/21	R	W	Charlotte	89-78	3-2	4-3	7-5	W1	Finley	22	Nowitzki	11	Nash	6	Campbell	19	8,932
13	11/23	R	W	Miami	104-94	3-2	5-3	8-5	W2	Nowitzki	33	Nowitzki	11	Nash	9	Jones	22	15,468
14	11/24	H	W	Phoenix	119-104	4-2	5-3	9-5	W3	Nowitzki	32	Howard	13	Nash	9	Marbury	31	19,869
15	11/27	H	W	Golden State	116-106	5-2	5-3	10-5	W4	Finley	39	G'n/N'zki/Nash	7	Nash	9	Jamison	32	17,110
16	11/29	H	L	Sacramento	98-110	5-3	5-3	10-6	L1	Nowitzki	29	Nowitzki	11	Nash	8	Stojakovic	32	18,384
17	12/1	R	W	Golden State	111-82	5-3	6-3	11-6	W1	Nowitzki	21	Finley	10	Nash	8	Fortson	17	14,122
18	12/2	R	W	Sacramento (Ot)	120-114	5-3	7-3	12-6	W2	Nowitzki	32	Nowitzki	14	Finley	7	Stojakovic	31	17,317
19	12/5	R	L	L.A. Lakers	94-98	5-3	7-4	12-7	L1	Nowitzki	33	Nowitzki	14	Nash	13	O'Neal	46	18,997
20	12/8	H	L	Washington	95-102	5-4	7-4	12-8	L2	Finley	32	Howard	6	Nash	10	Jordan	21	20,241
21	12/10	R	L	Utah	98-107	5-4	7-5	12-9	L3	Nowitzki	27	Nowitzki	10	Nash	8	Malone	30	18,097
22	12/11	H	W	Portland	105-103	6-4	7-5	13-9	W1	Nash	39	Howard/Najera	9	Nash	7	Wells	21	17,029
23	12/13	H	W	Cleveland	102-82	7-4	7-5	14-9	W2	Finley	22	Griffin	11	Nash/Hardaway	7	Murray	23	17,408
24	12/15	H	W	Minnesota	125-117	8-4	7-5	15-9	W3	Finley	30	Nowitzki	15	Nash	7	Szczerbiak	27	19,485
25	12/18	R	W	Minnesota	107-103	8-4	8-5	16-9	W4	Finley	26	Nowitzki	15	Finley/Nash	5	Billups	23	17,079
26	12/20	H	W	Milwaukee	113-101	9-4	8-5	17-9	W5	Finley/Nash	33	Nowitzki	12	Finley/Nash	8	Allen/Robinson	21	19,780
27	12/22	H	W	Orlando	102-80	10-4	8-5	18-9	W6	Hardaway	18	Najera	10	Hardaway/Nash	5	Miller	20	19,920
28	12/26	R	W	San Antonio (Ot)	126-123	10-4	9-5	19-9	W7	Finley	28	Nowitzki	11	Finley	6	Duncan	53	20,667
29	12/27	H	W	Chicago	89-74	11-4	9-5	20-9	W8	Nowitzki	24	Najera	14	Nash	14	Mercer	19	20,018
30	12/29	H	W	Atlanta	113-97	12-4	9-5	21-9	W9	Nowitzki	35	Nowitzki	12	Nash	10	Abdur-Rahim	21	20,032
31	1/2	R	W	Chicago	107-97	12-4	10-5	22-9	W10	Nash	24	Nowitzki	9	Nash	11	Artest	29	17,824
32	1/3	R	L	New York (Ot)	101-108	12-4	10-6	22-10	L1	Nowitzki	30	Nowitzki	16	Hardaway/Nash	7	Camby	26	19,763
33	1/5	H	L	San Antonio	103-105	12-5	10-6	22-11	L2	Nowitzki	28	Nowitzki	14	Hardaway/Nash	6	Duncan	29	20,123
34	1/8	H	W	Denver	95-94	13-5	10-6	23-11	W1	Nowitzki	27	Howard	9	Nash	8	Van Exel	31	19,617
35	1/10	H	W	New York	111-89	14-5	10-6	24-11	W2	Nowitzki	29	Nowitzki	13	Nash	11	Thomas	21	20,019
36	1/12	H	W	Indiana	111-102	15-5	10-6	25-11	W3	Nowitzki	31	Najera	13	Nash	11	Miller/Rose	18	20,071
37	1/14	R	L	Orlando	87-113	15-5	10-7	25-12	L1	Howard	26	Howard	8	Hardaway	4	McGrady	26	13,327
38	1/15	R	W	Atlanta	116-107	15-5	11-7	26-12	W1	Nowitzki	40	Nowitzki	11	Nash	10	Terry	46	8,214
39	1/17	R	W	Memphis	108-97	15-5	12-7	27-12	W2	Nowitzki	32	Buckner	9	Nash	10	Gasol	26	12,732
40	1/19	H	W	Utah	106-103	16-5	12-7	28-12	W3	Nowitzki	34	Buckner/Najera	9	Nash	9	Malone	28	20,146
41	1/21	H	W	New Jersey	113-105	17-5	12-7	29-12	W4	Nowitzki	39	Nowitzki	13	Hardaway	6	Harris	23	20,039
42	1/22	R	W	Houston	113-107	17-5	13-7	30-12	W5	Nash	31	Howard	13	Nash	10	Mobley	35	11,030
43	1/24	R	W	Denver	104-97	17-5	14-7	31-12	W6	Nowitzki	26	Howard	13	Nash	8	LaFrentz	24	16,045
44	1/26	R	W	L.A. Clippers	133-112	17-5	15-7	32-12	W7	Nowitzki	28	3 Players	7	Nash	11	Richardson	31	19,311
45	1/29	H	L	L.A. Clippers	100-117	17-6	15-7	32-13	L1	Nash/ Nowitzki	22	Griffin	10	Hardaway	7	Mcinnis	31	19,948
46	1/31	H	W	Houston	95-91	18-6	15-7	33-13	W1	Nash	33	Howard	16	Nash	8	Francis	30	19,939
47	2/3	H	L	L.A. Lakers	94-101	18-7	15-7	33-14	L1	Nash	20	Nowitzki	15	Nash	6	O'Neal	31	20,179
48	2/5	R	W	Indiana (2Ot)	141-140	18-7	16-7	34-14	W1	Nowitzki	38	Nowitzki	17	Nash	10	Rose	33	15,530
49	2/6	R	W	New Jersey	112-100	18-7	17-7	35-14	W2	Nowitzki	22	Nowitzki	9	Nash	12	Martin	26	16,179
50	2/12	R	W	Seattle	112-106	18-7	18-7	36-14	W3	Nash	28	Howard/Nowitzki	9	Nash	8	Lewis	25	14,405
51	2/13	R	L	Portland	103-114	18-7	18-8	36-15	L1	Nowitzki	27	Nowitzki	8	Nash	7	Wallace	24	19,341
52	2/16	R	L	L.A. Clippers	110-119	18-7	18-9	36-16	L2	Finley	23	Nowitzki	10	Nash	8	Piatkowski	36	19,120
53	2/17	R	W	Phoenix	105-92	18-7	19-9	37-16	W1	Nowitzki	20	Nowitzki	10	Nash	6	Marion	27	16,809
54	2/19	H	L	Minnesota	100-117	18-8	19-9	37-17	L1	Nash	24	Nowitzki	12	Hardaway/Nowitzki	5	Billups	36	20,035
55	2/21	H	W	Boston	98-92	19-8	19-9	38-17	W1	Nowitzki	33	Nowitzki	23	Nowitzki	8	Battie/Pierce	17	20,013
56	2/23	H	W	Sacramento	111-97	20-8	19-9	39-17	W2	Nash	28	Nowitzki	21	Nash/Van Exel	8	Webber	28	20,181
57	2/26	H	W	Memphis	104-91	21-8	19-9	40-17	W3	Finley	30	Nowitzki	9	Finley	8	Battier	18	19,970
58	3/2	H	L	Miami	95-109	21-9	19-9	40-18	L1	Finley	25	Finley/Najera	7	Nash	7	Jones	26	20,140
59	3/3	R	W	Denver (Ot)	116-110	21-9	20-9	41-18	W1	Finley	30	Nowitzki	10	Nash	9	Howard	30	16,851
60	3/5	H	W	Phoenix	81-77	22-9	20-9	42-18	W2	Nowitzki	30	Nowitzki	20	Nash	9	Tsakalidis	15	19,745
61	3/7	H	W	Toronto	122-103	23-9	20-9	43-18	W3	Nowitzki	35	Najera	7	Nash	15	Carter	19	19,945
62	3/9	H	W	Golden State	107-105	24-9	20-9	44-18	W4	Finley	28	Nowitzki	11	Nash	8	Richardson	21	20,170
63	3/11	H	W	Seattle	119-108	25-9	20-9	45-18	W5	Finley	26	Nowitzki	12	Nash	9	Mason	25	20,090
64	3/14	R	L	Portland	106-132	25-9	20-10	45-19	L1	Nowitzki	19	Bradley/Najera	5	Johnson	7	Wallace	37	19,980
65	3/16	R	W	Golden State	117-100	25-9	21-10	46-19	W1	N'witzki/LaFrentz	30	Nowitzki/Buckner	9	Nash	9	Jamison	20	16,423
66	3/17	R	L	L.A. Lakers	103-105	25-9	21-11	46-20	L1	Finley	21	Nowitzki/Finley	10	Van Exel	5	O'Neal	28	18,997
67	3/19	H	W	L.A. Lakers	114-98	26-9	21-11	47-20	W1	Nash	30	LaFrentz	13	Nash	5	O'Neal	32	20,112
68	3/21	H	L	San Antonio	102-105	26-10	21-11	47-21	L1	Nowitzki	29	Nowitzki	14	Nash	7	Duncan	32	20,133
69	3/23	H	W	Memphis	111-100	27-10	21-11	48-21	W1	Nowitzki	24	Najera	9	Johnson	6	Gasol	23	20,184
70	3/26	R	W	Milwaukee (Ot)	112-106	27-10	22-11	49-21	W2	Finley	36	Nowitzki	14	Nash	13	Thomas	22	18,465
71	3/28	R	L	Minnesota	111-113	27-10	22-12	49-22	L1	Nowitzki	34	Nowitzki/Bradley	8	Van Exel	9	Szczerbiak	26	19,668
72	3/29	R	W	Boston	108-82	27-10	23-12	50-22	W1	Finley	24	LaFrentz	13	Nash	9	Pierce	19	18,624
73	3/31	R	W	Washington	110-103	27-10	24-12	51-22	W2	Nowitzki	23	Nowitzki/LaFrentz	12	Nash	12	Hamilton	23	20,674
74	4/4	H	W	L.A. Clippers	115-90	28-10	24-12	52-22	W3	Nowitzki	25	Eschmeyer	10	Nash	7	Olowokandi	19	20,050
75	4/6	R	L	San Antonio	87-89	28-10	24-13	52-23	L1	Van Exel	27	Nowitzki	21	Van Exel	4	Duncan	33	34,739
76	4/8	R	W	Utah	105-96	28-10	25-13	53-23	W1	Finley/Van Exel	20	Najera	9	Nash/Van Exel	8	Malone	22	19,911
77	4/9	H	W	Portland	108-96	29-10	25-13	54-23	W2	Finley	27	LaFrentz	11	Nash	9	Wells	26	20,110
78	4/11	H	L	Houston (Ot)	95-98	29-11	25-13	54-24	L1	Finley	25	Najera	15	Finley/Nash	4	Mobley	29	20,098
79	4/13	R	W	Seattle	116-99	29-11	26-13	55-24	W1	Finley	29	Najera	11	Nash	9	Payton	21	17,072
80	4/14	R	W	Sacramento	113-100	29-11	27-13	56-24	W2	Van Exel	27	LaFrentz	13	Nash	13	Webber	19	17,317
81	4/16	H	W	Utah	96-87	30-11	27-13	57-24	W3	Finley	35	LaFrentz	10	Nash	7	Malone	24	20,068
82	4/17	R	L	Phoenix	76-89	30-11	27-14	57-25	L1	Wang	12	Eschmeyer	7	La'ntz/Finley/V'exel	3	Tsakalidis	19	19,023

2000-2001

TOP ROW L-R GREG DREILING, MORLON WILEY, BRIAN ZETTLER, CHARLIE PARKER, PRESIDENT/CEO TERDEMA USSERY, GENERAL MANAGER/HEAD COACH DON NELSON, DEL HARRIS, OBINNA EKEZIE, JUWAN HOWARD, DIRK NOWITZKI, SHAWN BRADLEY, WANG ZHIZHI, CALVIN BOOTH, MARK BRYANT, ROLANDO BLACKMAN, KIKI VANDEWEGHE, DONN NELSON, OWNER MARK CUBAN, SIDNEY MONCRIEF, BRETT BRUNGARDT, BRAD DAVIS

BOTTOM ROW L-R TRAINER ROGER HINDS, ASSISTANT TRAINER STEVE SMITH, EDUARDO NAJERA, GARY TRENT, VERNON MAXWELL, MICHAEL FINLEY, STEVE NASH, GREG BUCKNER, HOWARD EISLEY, DONNELL HARVEY, CHAD LEWIS, DWAYNE WILSON

SEASON NOTEBOOK

Won 53, lost 29 (second, Midwest)…Dirk Nowitzki became only the second player in league history to have more than 100 3-pointers (151) made and 100 blocks (101) in a season (Robert Horry, 1995-1996)…the Mavericks ended the longest playoff drought in the NBA by making their first postseason appearance in 11 years…after becoming just the sixth team in playoff history to erase a 0-2 deficit and win a five-game series over the Jazz, Dallas fell in the conference semifinals 4-1 to San Antonio…the Mavericks posted the second-best improvement in the win column in the NBA (+13), behind only the Clippers (+16)…the Mavericks finished the regular season as the only team in the league to finish in the top five in all of the following categories: points per game (100.5, 4th), field goal percentage (45.9%, 5th), free throw percentage (79.4%, 2nd) and 3-point field goal percentage (38.1%, 4th)…it was the first 50-win season in 13 years…the team recorded 25 road wins and its first-ever winning road record.

	G-S	Min	Avg	Fg-Att	Pct	3Fg-Att	Pct	Ft-Att	Pct	Off	Def	Reb	Avg	Ast	Avg	Pf-D	Stl	To	Blk	Pts	Avg	Hi
Nowitzki	82-82	3125	38.1	591-1247	.474	151-390	.387	451-538	.838	119	635	754	9.2	173	2.1	245-1	79	156	101	1784	21.8	38
Finley	82-82	3443	42.0	711-1552	.458	91-263	.346	252-325	.775	109	316	425	5.2	360	4.4	174-2	118	190	32	1765	21.5	38
Howard (Tot)	81-81	2974	36.7	583-1218	.479	0-3	.000	296-383	.773	171	401	572	7.1	224	2.8	292-2	75	242	37	1462	18.0	35
Howard (Dal)	27-27	993	36.8	191-391	.488	0-3	.000	99-127	.780	50	143	193	7.1	70	2.6	106-1	29	73	16	481	17.8	32
Nash	70-70	2387	34.1	386-792	.487	89-219	.406	231-258	.895	46	177	223	3.2	509	7.3	158-0	72	205	5	1092	15.6	31
Eisley	82-40	2426	29.6	265-675	.393	107-269	.398	104-126	.825	23	174	197	2.4	295	3.6	218-3	99	102	12	741	9.0	27
Bradley	82-35	2001	24.4	219-447	.490	1-6	.167	140-178	.787	160	448	608	7.4	38	0.5	256-6	36	88	228	579	7.1	22
Buckner	37-9	820	22.2	84-192	.438	2-7	.286	59-81	.728	60	97	157	4.2	49	1.3	118-2	33	27	9	229	6.2	15
Booth (Tot)	55-29	933	17.0	120-252	.476	0-0	.000	53-78	.679	77	169	246	4.5	42	0.8	146-1	29	53	111	293	5.3	18
Booth (Dal)	15-7	293	19.5	46-84	.548	0-0	.000	20-33	.606	24	48	72	4.8	19	1.3	55-0	12	17	30	112	7.5	12
Wang	5-0	38	7.6	8-19	.421	0-2	.000	8-10	.800	1	6	7	1.4	0	0.0	8-0	0	1	0	24	4.8	13
Maxwell (Tot)	43-6	660	15.3	73-223	.327	34-111	.306	21-32	.656	4	62	66	1.5	49	1.1	64-0	21	35	3	201	4.7	15
Maxwell (Dal)	19-0	285	15.0	31-98	.316	13-47	.277	6-10	.600	1	28	29	1.5	20	1.1	31-0	9	17	3	81	4.3	11
Trent	33-4	319	9.7	57-130	.438	0-1	.000	19-36	.528	39	53	92	2.8	10	0.3	52-0	13	22	8	133	4.0	10
Najera	40-4	431	10.8	58-111	.523	1-3	.333	14-33	.424	41	54	95	2.4	27	0.7	48-0	13	17	8	131	3.3	10
Ekezie (Tot)	33-0	281	8.5	32-81	.395	0-0	.000	37-53	.698	31	47	78	2.4	9	0.3	48-0	5	14	5	101	3.1	13
Ekezie (Dal)	4-0	8	2.0	0-4	.000	0-0	.000	0-0	.000	0	2	2	0.5	0	0.0	0-0	0	0	0	0	0.0	0
Harvey	18-0	65	3.6	8-14	.571	0-0	.000	6-16	.375	6	14	20	1.1	2	0.1	15-0	3	7	1	22	1.2	5
Bryant	18-1	101	5.6	8-20	.400	0-0	.000	3-5	.600	4	17	21	1.2	3	0.2	29-1	1	5	2	19	1.1	6
Laettner*	53-35	930	17.5	165-323	.511	1-3	.333	67-82	.817	75	137	212	4.0	67	1.3	159-1	40	70	27	398	7.5	17
Davis*	51-7	1261	24.7	139-314	.443	58-133	.436	35-41	.854	18	91	109	2.1	61	1.2	92-0	29	56	1	371	7.3	32
Alexander*	38-6	472	12.4	62-178	.348	3-10	.300	33-45	.733	20	43	63	1.7	21	0.6	76-1	16	21	3	160	4.2	20
Vaught*	37-1	392	10.6	55-121	.455	0-0	.000	4-6	.667	35	88	123	3.3	16	0.4	61-0	15	18	5	114	3.1	10
Curley*	5-0	15	3.0	1-4	.250	0-1	.000	1-4	.250	0	0	0	0.0	0	0.0	4-0	1	2	1	3	0.6	2
Mavericks	82	19805	-	3085-6716	.459	517-1357	.381	1552-1954	.794	831	2571	3402	41.5	1740	21.2	1907-18	618	1141	492	8239	100.5	122
Opponents	82	19805	-	2938-6693	.439	381-1140	.334	1631-2231	.731	1068	2623	3691	45.0	1778	21.7	1848-21	622	1273	379	7888	96.2	119

2000-01 SEASON STATISTICS & RESULTS

No	Date	H-R	W-L	Opponent	Score Dal-Opp	Home Record	Road Record	Total Record	Sk	Dallas Hi Scorer	Pt	Dallas Hi Rebr	Rb	Dallas Hi Assists	Ast	Opponent Hi Scorer	Pt	Attend
1	10/31	H	W	Milwaukee	97-93	1-0	0-0	1-0	W1	Finley	26	Buckner	11	Finley	8	Allen	26	16,600
2	11/2	H	W	Indiana	94-88	2-0	0-0	2-0	W2	Nash	18	Bradley	7	Nash	5	Best	30	11,750
3	11/4	H	L	Utah	106-112	2-1	0-0	2-1	L1	Nash	24	Bradley	14	Nash	12	Malone	35	16,500
4	11/6	R	W	Denver	108-96	2-1	1-0	3-1	W1	Finley	26	Finley/Nowitzki	6	Eisley	8	LaFrentz	23	11,190
5	11/8	H	L	Vancouver	74-101	2-2	1-0	3-2	L1	Laettner	17	Bradley	9	Eisley	5	Abdur-Rahim	22	11,500
6	11/10	H	W	San Antonio	79-77	3-2	1-0	4-2	W1	Finley	20	Nowitzki	10	Nash	7	Anderson	17	17,296
7	11/12	R	L	Sacramento	84-109	3-2	1-1	4-3	L1	Nowitzki	16	Vaught	8	Nash	4	Stojakovic	28	17,317
8	11/13	R	W	L.A. Clippers	90-76	3-2	2-1	5-3	W1	Bradley	22	Bradley/Nowitzki	8	Finley	5	Richardson	19	9,340
9	11/15	R	L	Phoenix	78-99	3-2	2-2	5-4	L1	Nash	19	Buckner	10	Nash	6	Marion/Rogers	19	16,652
10	11/17	R	W	Seattle	99-95	3-2	3-2	6-4	W1	Nowitzki	28	Nowitzki	14	Nash	9	Payton	22	12,285
11	11/18	R	W	Vancouver	91-88	3-2	4-2	7-4	W2	Davis/Nowitzki	20	Nowitzki	10	Nash	4	Harrington	23	13,301
12	11/20	R	W	Utah	107-98	3-2	5-2	8-4	W3	Finley	29	Nowitzki	14	Nash	17	Russell	17	18,869
13	11/21	H	L	Seattle	110-116	3-3	5-2	8-5	L1	Davis	32	Bradley	8	Nash	12	Payton	28	15,100
14	11/25	H	W	Denver	108-84	4-3	5-2	9-5	W1	Nowitzki	24	Nowitzki	13	Eisley/Finley	6	McDyess	19	16,234
15	11/28	H	W	Toronto	107-93	5-3	5-2	10-5	W2	Finley	32	Bradley/Vaught	7	Nash	10	Williamson	22	16,016
16	11/30	R	L	Portland	84-95	5-3	5-3	10-6	L1	Alexander	20	Nowitzki	9	Laettner	5	Wallace	28	19,980
17	12/2	R	W	Golden State	97-78	5-3	6-3	11-6	W1	Nowitzki	24	Bradley	14	Finley	10	Jamison	20	12,187
18	12/3	R	L	L.A. Lakers	97-99	5-3	6-4	11-7	L1	Nowitzki	25	Nowitzki	11	Eisley	10	Bryant	38	18,997
19	12/5	R	L	Houston	102-109	5-3	6-5	11-8	L2	Nowitzki	35	Nowitzki	12	Eisley	7	Francis	36	11,426
20	12/6	H	W	New York	94-85	6-3	6-5	12-8	W1	Finley	21	Nowitzki	14	Nash	6	Camby	18	14,551
21	12/8	H	W	Chicago	105-86	7-3	6-5	13-8	W2	Nash	22	Lv/Sb/Dn	7	Nash	5	El-Amin	18	16,600
22	12/10	R	W	New Jersey	99-73	7-3	7-5	14-8	W3	Nowitzki	31	Nowitzki	8	Eisley/Nash	6	Martin	18	10,654
23	12/12	R	L	Cleveland	87-92	7-3	7-6	14-9	L1	Nash	21	Finley	7	Nash	8	Ilgauskas	24	12,577
24	12/13	R	L	Indiana	92-97	7-3	7-7	14-10	L2	Eisley	27	Nowitzki	7	Nash	8	Rose	24	16,740
25	12/15	R	W	Philadelphia	112-94	7-3	8-7	15-10	W1	Nowitzki	36	Davis/Laettner	8	Nash	13	Iverson	26	18,563
26	12/17	R	W	Detroit	99-90	7-3	9-7	16-10	W2	Nowitzki	25	Bradley	8	Nash	9	Stackhouse	24	11,389
27	12/18	R	W	Boston	106-98	7-3	10-7	17-10	W3	Nowitzki	31	Bradley	6	Nash	14	Pierce	30	11,327
28	12/20	H	W	Portland	106-101	8-3	10-7	18-10	W4	Nowitzki	29	Bradley/Nowitzki	12	Nash	8	Stoudemire	22	17,750
29	12/22	H	L	L.A. Lakers	103-108	8-4	10-7	18-11	L1	Nowitzki	29	Nowitzki	10	Finley/Nash	8	Bryant	35	18,201
30	12/26	H	W	Seattle	114-93	9-4	10-7	19-11	W1	Finley	38	Nowitzki	11	Finley/Eisley/Nash	8	Payton	23	13,655
31	12/28	H	W	L.A. Clippers	105-96	10-4	10-7	20-11	W2	Finley	25	Nowitzki	15	Nash	8	Odom	21	14,260
32	12/30	H	L	Houston	99-114	10-5	10-7	20-12	L1	Finley	32	Finley	9	Nash	6	Mobley	24	18,187
33	1/3	H	L	Detroit	104-107	10-6	10-7	20-13	L2	Finley	35	Nowitzki	12	Nash	9	Stackhouse	33	12,789
34	1/5	R	W	Toronto	115-105	10-6	11-7	21-13	W1	Nowitzki	29	Bradley	14	Nash	8	Carter	33	19,800
35	1/6	R	W	Washington	103-85	10-6	12-7	22-13	W2	Nowitzki	28	Bradley	17	Nash	13	Three With	16	12,741
36	1/8	R	W	Chicago	104-91	10-6	13-7	23-13	W3	Finley	30	Finley/Nowitzki	10	Nash	8	Brand	23	21,344
37	1/10	R	W	Minnesota	106-86	10-6	14-7	24-13	W4	Nowitzki	28	Bradley/Laettner	9	Nash	11	Garnett	26	16,274
38	1/11	R	L	Milwaukee	94-102	10-6	14-8	24-14	L1	Finley	30	Laettner	12	Eisley	4	Cassell	21	15,675
39	1/13	H	L	Phoenix	86-103	10-7	14-8	24-15	L2	Finley	27	Bradley	13	Finley	6	Marion	23	18,187
40	1/15	H	L	Sacramento	105-116	10-8	14-8	24-16	L3	Nowitzki	28	Nowitzki	11	Eisley	8	Webber	34	18,187
41	1/17	R	W	Charlotte	91-90	10-8	15-8	25-16	W1	Nowitzki	27	Vaught	10	Eisley	8	Mashburn	22	14,134
42	1/18	H	W	Orlando (Ot)	115-106	11-8	15-8	26-16	W2	Nowitzki	38	Nowitzki	17	Eisley	7	McGrady	34	13,355
43	1/20	H	W	Denver	97-79	12-8	15-8	27-16	W3	Nowitzki	27	Nowitzki	12	Eisley	10	Van Exel	16	18,187
44	1/23	H	L	Philadelphia	98-114	12-9	15-8	27-17	L1	Finley	27	Nowitzki	15	Finley/Nash	7	Iverson	30	18,187
45	1/25	H	W	Vancouver	120-83	13-9	15-8	28-17	W1	Nash	21	Nowitzki	10	Nash	7	Three With	13	12,690
46	1/27	R	L	Denver	100-102	13-9	15-9	28-18	L1	Finley	32	Nowitzki	14	Finley/Nowitzki	6	Willis/Van Exel	18	19,099
47	2/1	H	W	Miami (Ot)	95-91	14-9	15-9	29-18	W1	Finley	26	Bradley	13	Eisley	4	Mason	23	14,497
48	2/3	H	W	Golden State	101-95	15-9	15-9	30-18	W2	Nowitzki	23	Nowitzki	9	Eisley	8	Sura	28	18,187
49	2/5	R	W	Atlanta	91-81	15-9	16-9	31-18	W3	Eisley/Nowitzki	22	Nowitzki	11	Eisley/Laettner	4	Terry	21	10,771
50	2/7	R	L	New York (2Ot)	93-96	15-9	16-10	31-19	L1	Finley	21	Laettner	8	Finley	5	Sprewell	20	19,763
51	2/13	R	L	San Antonio	92-104	15-9	16-11	31-20	L2	Nowitzki	30	Nowitzki	10	Buckner	3	Duncan	28	17,705
52	2/15	H	W	Cleveland	102-81	16-9	16-11	32-20	W1	Finley/Nowitzki	17	Nowitzki	15	Eisley	5	Jackson/Miller	14	14,265
53	2/17	H	W	Washington	112-105	17-9	16-11	33-20	W2	Finley	26	Nowitzki	10	Nash	9	Howard	27	18,187
54	2/20	H	L	L.A. Lakers	109-119	17-10	16-11	33-21	L1	Nash	31	Nowitzki	8	Nash	7	O'Neal	29	18,287
55	2/22	H	W	Boston	98-91	18-10	16-11	34-21	W1	Nowitzki	23	Najera	12	Nash	12	Pierce	23	17,470
56	2/24	H	L	San Antonio	104-107	18-11	16-11	34-22	L1	Nash	29	Nowitzki	9	Nash	10	Duncan	31	18,187
57	2/26	R	W	L.A. Clippers	103-92	18-11	17-11	35-22	W1	Finley	23	Bradley	10	Nash	11	Odom	22	13,521
58	2/27	R	W	Vancouver	116-112	18-11	18-11	36-22	W2	Nowitzki	31	Nowitzki	6	Finley	11	Abdur-Rahim	36	12,977
59	3/3	H	W	Houston	100-95	19-11	18-11	37-22	W3	Finley	27	Nowitzki	13	Nash	7	Olajuwon	27	18,187
60	3/5	R	L	Orlando	81-95	19-11	18-12	37-23	L1	Nowitzki	22	Nowitzki	14	Nash	6	McGrady	23	13,636
61	3/7	R	W	Miami	93-86	19-11	19-12	38-23	W1	Nowitzki	29	Bradley/Howard	14	Nash	7	Mason	25	15,864
62	3/9	H	W	Golden State	102-73	20-11	19-12	39-23	W2	Nowitzki	32	Bradley	20	Finley/Nash	7	Jamison	16	18,187
63	3/11	H	W	L.A. Clippers	111-93	21-11	19-12	40-23	W3	Nowitzki	22	Bradley	11	Finley	8	Richardson	15	18,187
64	3/13	H	W	New Jersey	122-98	22-11	19-12	41-23	W4	Howard	27	Howard	9	Nash	11	Newman	18	15,934
65	3/15	H	W	Minnesota	103-83	23-11	19-12	42-23	W5	Finley	22	Nowitzki	14	Nash	7	Garnett	28	17,472
66	3/17	H	W	Phoenix	109-99	24-11	19-12	43-23	W6	Nowitzki	34	Howard	14	Finley	11	Kidd	32	18,187
67	3/20	H	L	Portland	88-96	24-12	19-12	43-24	L1	Finley	24	Nowitzki	13	Nash	9	Wallace	18	18,187
68	3/21	R	L	Minnesota	97-109	24-12	19-13	43-25	L2	Nowitzki	30	Bradley	7	Eisley	6	Garnett	28	18,101
69	3/24	H	W	Charlotte	103-100	25-12	19-13	44-25	W1	Finley	31	Bradley	12	Finley	7	Campbell/Wesley	25	18,187
70	3/26	R	W	Utah	98-90	25-12	20-13	45-25	W2	Finley	33	Nowitzki	13	Nash	9	Malone	21	19,911
71	3/28	R	W	Portland	94-84	25-12	21-13	46-25	W3	Howard	24	Nowitzki	14	Nash	8	Sabonis	19	20,580
72	3/30	R	L	L.A. Lakers	89-98	25-12	21-14	46-26	L1	Nowitzki	24	Nowitzki	9	Eisley	6	O'Neal	35	18,997
73	4/1	R	W	Sacramento	119-107	25-12	22-14	47-26	W1	Howard	32	Howard	12	Nash	12	Webber	27	17,317
74	4/3	R	W	Houston	109-97	25-12	23-14	48-26	W2	Finley	27	Nowitzki	9	Nash	9	Mobley	28	11,926
75	4/5	H	W	Atlanta	108-94	26-12	23-14	49-26	W3	Howard	20	Bradley	15	Eisley	7	Mohammed	23	18,187
76	4/7	H	L	Utah	103-116	26-13	23-14	49-27	L1	Howard	24	Nowitzki	9	Nash	11	Malone	31	18,187
77	4/10	R	L	San Antonio	79-91	26-13	23-15	49-28	L2	Finley	25	Booth	11	Nash	5	Robinson	34	25,682
78	4/11	R	L	Phoenix	106-111	26-13	23-16	49-29	L3	Finley	34	Nowitzki	11	Nash	5	Marion	38	19,023
79	4/13	H	W	Sacramento	101-97	27-13	23-16	50-29	W1	Finley	31	Bradley	15	Nash	5	Webber	24	18,187
80	4/15	R	W	Seattle (Ot)	107-99	27-13	24-16	51-29	W2	Finley	26	Nowitzki	15	Nash	6	Payton	23	15,194
81	4/16	R	W	Golden State	110-101	27-13	25-16	52-29	W3	Howard	30	Bradley	9	Eisley/Nash	6	Jamison	31	13,393
82	4/18	H	W	Minnesota	120-100	28-13	25-16	53-29	W4	Finley	24	Nowitzki	8	Finley/Nash	7	Billups	21	18,187



1999-2000

TOP ROW L-R BRIAN ZETTLER, ASSISTANT COACH CHARLIE PARKER, PRESIDENT & CEO TERDEMA USSERY, KIKI VANDEWEGHE, HEAD COACH/GENERAL MANAGER DON NELSON, OWNER MARK CUBAN, CEDRIC CEBALLOS, SEAN ROOKS, SHAWN BRADLEY, BRUNO SUNDOV, DIRK NOWITZKI, GARY TRENT, SCOTT ROTH, GAR HEARD, DONN NELSON, OWNER ROSS PEROT, JR.

BOTTOM ROW L-R ATHLETIC TRAINER ROGER HINDS, STEVE SMITH, HUBERT DAVIS, ERICK STRICKLAND, ROBERT PACK, MICHAEL FINLEY, DAMON JONES, GREG BUCKNER, STEVE NASH, CHAD LEWIS, DWAYNE WILSON

SEASON NOTEBOOK

Won 40, lost 42 (fourth, Midwest)…Mark Cuban purchased the Mavericks on Jan. 4, 2000…from that point on, the team went 31-19…the Mavericks posted back-to-back home winning records for the first time since 1988-89 and 1989-90…Dallas went 22-19 at home and 15-10 in 1998-99…Dallas had a 28-24 record against the West, which was the best record in 10 years…the Mavericks finished 9-1 in April, which at the time, was the best month ever in franchise history (winning percentage-wise)…Dallas went 16-5 in the last 21 games, which tied for the best finish in franchise history (in 1986-87 the team was also 16-5)…the Mavericks went 25-16 in the second half of the season, which was the best second-half record since 1989-90 when the team was 26-15…Michael Finley was one of only four players in the league who averaged more than 20 points, 5 rebounds and 5 assists (Kevin Garnett, Grant Hill and Gary Payton were the other three)…Finley led the NBA in minutes played at 42.2 a game…the Mavericks defeated every Western Conference opponent at least once for the first time since 1987-88.

	G-S	Min	Avg	Fg-Att	Pct	3Fg-Att	Pct	Ft-Att	Pct	Off	Def	Reb	Avg	Ast	Avg	Pf-D	Stl	To	Blk	Pts	Avg	Hi
Finley	82-82	3464	42.2	748-1636	.457	99-247	.401	260-317	.820	122	396	518	6.3	438	5.3	171-1	109	196	32	1855	22.6	38
Nowitzki	82-81	2938	35.8	515-1118	.461	116-306	.379	289-348	.830	102	430	532	6.5	203	2.5	256-4	63	141	68	1435	17.5	32
Ceballos	69-25	2064	29.9	447-1002	.446	44-134	.328	209-248	.843	172	290	462	6.7	90	1.3	165-3	56	125	24	1148	16.6	39
Trent	11-11	301	27.4	70-142	.493	0-2	.000	11-21	.524	20	32	52	4.7	22	2.0	28-0	8	25	3	151	13.7	22
Strickland	68-67	2025	29.8	316-730	.433	73-186	.392	162-195	.831	69	254	323	4.8	211	3.1	190-3	105	102	13	867	12.8	36
Pack	29-22	665	22.9	96-230	.417	4-11	.364	63-78	.808	7	35	42	1.4	168	5.8	44-0	31	76	3	259	8.9	27
Nash	56-27	1532	27.4	173-363	.477	60-149	.403	75-85	.882	34	87	121	2.2	272	4.9	122-1	37	102	3	481	8.6	24
Bradley	77-54	1901	24.7	266-555	.479	1-5	.200	114-149	.765	160	337	497	6.5	60	0.8	260-7	71	74	190	647	8.4	26
Davis	79-15	1817	23.0	217-464	.468	82-167	.491	67-77	.870	17	117	134	1.7	141	1.8	109-0	24	70	3	583	7.4	27
Buckner	48-1	923	19.2	111-233	.476	10-26	.385	43-63	.683	56	118	174	3.6	55	1.1	148-1	38	36	20	27	5.7	25
Rooks	71-13	1001	14.1	122-283	.431	0-0	.000	65-89	.730	82	166	248	3.5	68	1.0	169-0	29	70	52	309	4.4	13
Jones (Tot)	55-1	612	11.1	80-208	.385	41-114	.360	32-48	.667	12	43	55	1.0	96	1.7	34-0	18	40	1	233	4.2	18
Jones (Dal)	42-0	416	9.9	55-154	.357	30-91	.330	25-39	.641	12	27	39	0.9	57	1.4	21-0	12	25	1	165	3.9	18
Sundov	14-0	61	4.4	12-31	.387	0-0	.000	2-2	1.000	5	7	12	0.9	2	0.1	16-0	2	4	2	26	1.9	4
Hughes*	21-0	224	10.7	35-72	.486	0-1	.000	12-26	.462	24	25	49	2.3	9	0.4	30-0	3	14	1	82	3.9	13
Rodman*	12-12	389	32.4	12-31	.387	0-1	.000	10-14	.714	48	123	171	14.3	14	1.2	41-2	2	19	1	34	2.8	6
Jackson*	1-0	1	1.0	0-0	.000	0-0	.000	0-0	.000	0	0	0	0.0	0	0.0	0-0	0	0	0	0	0.0	0
Rhodes*	1-0	8	8.0	0-3	.000	0-0	.000	0-0	.000	1	0	1	1.0	0	0.0	0-0	2	2	0	0	0.0	0
Mavericks	82	19730	-	3195-7047	.453	519-1326	.391	1407-1751	.804	931	2444	3375	41.2	1810	22.1	1770-22	592	1124	416	8316	101.4	125
Opponents	82	19730	-	3225-7053	.457	429-1244	.345	1484-2005	.740	1251	2719	3970	48.4	1901	23.2	1814-12	604	1318	416	8363	102.0	130

1999-2000 SEASON STATISTICS & RESULTS

No	Date	H-R	W-L	Opponent	Score Dal-Opp	Home Record	Road Record	Total Record	Sk	Dallas Hi Scorer	Pt	Dallas Hi Rebr	Rb	Dallas Hi Assists	Ast	Opponent Hi Scorer	Pt	Attend
1	11/2	H	W	Golden State	108-96	1-0	0-0	1-0	W1	Ceballos	27	Mf/Dn	7	Strickland	5	Starks	20	12,848
2	11/4	R	L	Seattle	96-106	1-0	0-1	1-1	L1	Ceballos	34	Bradley	8	Pack	11	Baker/M'well	22	16,140
3	11/6	R	W	Golden State	120-97	1-0	1-1	2-1	W1	Finley	23	Ceballos	13	Pack	8	J'ison/Mills	21	12,708
4	11/7	R	L	L.A. Lakers	97-105	1-0	1-2	2-2	L1	Finley	29	Nowitzki	9	Nash	7	O'Neal	30	18,068
5	11/9	H	L	L.A. Lakers	101-123	1-1	1-2	2-3	L2	Finley/S'land	19	Ceballos/Rooks	7	Strickland	4	O'Neal	27	17,349
6	11/11	R	L	Miami	105-128	1-1	1-3	2-4	L3	Nowitzki	23	Nowitzki	9	Dn/Sn/Rp	5	Mashburn	34	14,683
7	11/13	H	W	Orlando	125-117	2-1	1-3	3-4	W1	Finley	28	Ceballos	12	Pack	10	Gatling	31	12,558
8	11/16	H	W	Houston	114-95	3-1	1-3	4-4	W2	Finley	28	Finley	13	Pack	10	Drew	15	14,371
9	11/17	R	L	Charlotte	99-104	3-1	1-4	4-5	L1	Pack	27	Ceballos	14	Pack	14	Jones	24	15,137
10	11/19	H	L	Sacramento	94-103	3-2	1-4	4-6	L2	Finley	24	Finley	12	Finley	8	Webber	24	15,507
11	11/20	R	L	San Antonio	90-106	3-2	1-5	4-7	L3	Finley	19	Nowitzki	12	Davis	7	Jackson	23	16,596
12	11/23	R	L	Houston	99-119	3-2	1-6	4-8	L4	Nowitzki	31	Finley	8	Davis/Finley	6	Barkley	26	15,088
13	11/24	R	L	Orlando	100-112	3-2	1-7	4-9	L5	Finley	35	N'zki/S'land	9	Strickland	11	Armstrong	33	12,741
14	11/27	H	W	Chicago	95-83	4-2	1-7	5-9	W1	Finley	24	Ceballos	7	Nash/S'land	7	Brand	18	14,436
15	11/29	R	L	New York	82-107	4-2	1-8	5-10	L1	Finley	20	Finley	8	Nowitzki	6	Ward	25	19,763
16	11/30	R	L	Cleveland	99-106	4-2	1-9	5-11	L2	Davis	27	Finley	12	Finley	11	Kemp	25	11,033
17	12/2	R	W	Chicago	101-95	4-2	2-9	6-11	W1	Finley	30	Finley	9	Davis	6	Artest	20	22,109
18	12/4	R	W	Minnesota	103-84	4-2	3-9	7-11	W2	Finley	32	Ceballos	12	Finley	5	Garnett	20	16,671
19	12/5	R	L	Milwaukee	97-103	4-2	3-10	7-12	L1	Finley	29	Nowitzki	10	Nowitzki	6	Allen	20	12,214
20	12/7	H	L	Vancouver	95-104	4-3	2-11	7-13	L2	Nowitzki	31	Ceballos	12	Pack	12	Abdur-Rahim	26	11,552
21	12/8	R	L	Utah	79-85	4-3	3-11	7-14	L3	Ceballos	19	Finley	10	Finley	8	Malone	29	18,090
22	12/11	H	W	Phoenix	120-115	5-3	3-11	8-14	W1	Finley	33	Finley	14	Pack	11	Robinson	28	14,444
23	12/14	H	L	San Antonio	93-111	5-4	3-11	8-15	L1	Ceballos	27	Ceballos	10	Pack	8	Duncan	29	13,685
24	12/16	H	L	New York	93-100	5-5	3-11	8-16	L2	Nowitzki	24	Bradley	10	Finley/Pack	7	Houston	31	13,796
25	12/18	H	L	Minnesota	104-108	5-6	3-11	8-17	L3	Finley	25	Bradley/Finley	10	Finley	7	Garnett	27	13,702
26	12/20	H	L	Miami	89-92	5-7	3-11	8-18	L4	Trent	22	Bradley	10	Finley/Trent	4	Brown	25	14,049
27	12/23	R	W	Phoenix	111-110	5-7	4-11	9-18	W1	Finley	33	Finley	13	Finley	13	Robinson	30	19,023
28	12/26	R	L	Sacramento	111-118	5-7	4-12	9-19	L1	Finley	23	Finley	8	Finley	8	Webber	31	17,317
29	12/27	R	L	L.A. Lakers	106-108	5-7	4-13	9-20	L2	Nowitzki	30	Trent	13	Finley	8	O'Neal	35	18,997
30	12/30	H	L	Toronto	104-109	5-8	4-13	9-21	L3	Nowitzki	32	Finley	7	Jones	9	McGrady	24	16,490
31	1/4	R	L	Denver	96-98	5-8	4-14	9-22	L4	Finley	28	Finley	8	Finley	10	McDyess	27	10,549
32	1/6	H	L	Utah	92-105	5-9	4-14	9-23	L5	Finley	30	Ceballos	14	Finley	8	Malone	24	12,218
33	1/8	H	W	Atlanta	95-85	6-9	4-14	10-23	W1	Finley	28	Ceballos	14	Finley	9	Rider	24	12,814
34	1/10	R	L	Portland	94-107	6-9	4-15	10-24	L1	Nowitzki	19	Ceballos	11	Finley	5	Sp/Ds/Ds	17	19,980
35	1/11	R	W	Golden State	109-102	6-9	5-15	11-24	W1	Ceballos	29	Ceballos	12	Finley	10	Jamison	28	9,887
36	1/15	H	W	Portland	113-105	7-9	5-15	12-24	W2	Finley	32	Ceballos	11	Finley	8	Pippen	22	18,148
37	1/17	H	L	Houston	111-121	7-10	5-15	12-25	L1	Ceballos	39	Ceballos	9	Strickland	7	Francis	31	15,080
38	1/19	R	W	Washington	104-86	7-10	6-15	13-25	W1	Finley	23	Nowitzki	9	Finley	9	Murray	17	11,358
39	1/22	R	L	New Jersey	95-98	7-10	6-16	13-26	L1	Ceballos	36	Bradley	11	Finley	9	Gill	23	13,682
40	1/23	R	W	Detroit	99-91	7-10	7-16	14-26	W1	Ceballos	22	Ceballos/Finley	10	Finley/S'land	6	Stackhouse	36	13,047
41	1/25	H	W	Golden State	117-103	8-10	7-16	15-26	W2	Finley	30	Bradley	12	Finley	10	Jamison	33	13,164
42	1/27	H	W	L.A. Clippers	99-90	9-10	7-16	16-26	W3	Nowitzki	24	Bradley	10	Finley	10	Anderson	35	11,927
43	1/29	H	W	Denver	107-96	10-10	7-16	17-26	W4	Ceballos	31	Ceballos	10	Strickland	6	Stith	27	16,674
44	2/1	H	L	Philadelphia	100-101	10-11	7-16	17-27	L1	Ceballos	26	Ceballos	12	Nash	8	Iverson	29	13,506
45	2/3	H	W	Charlotte	106-96	11-11	7-16	18-27	W1	Finley	32	Finley	9	Nash	6	Jones	21	11,126
46	2/5	R	W	L.A. Clippers	119-106	11-11	8-16	19-27	W2	Strickland	24	Finley	10	Finley	9	Taylor	17	13,646
47	2/6	R	W	Vancouver (Ot)	103-99	11-11	9-16	20-27	W3	Finley	34	Strickland	9	Nash	7	Abdur-Rahim	36	14,861
48	2/9	H	L	Seattle	106-117	11-12	9-16	20-28	L1	Ceballos/Finley	26	Rodman	13	Finley/S'land	5	Lewis	30	18,203
49	2/15	H	L	Milwaukee	99-112	11-13	9-16	20-29	L2	Bradley	20	Rodman	16	Finley	6	Robinson	29	11,912
50	2/17	H	W	Detroit	106-97	12-13	9-16	21-29	W1	Nowitzki	22	Nowitzki	12	Strickland	7	Stackhouse	22	16,241
51	2/20	R	W	Toronto	100-96	12-13	10-16	22-29	W2	Ceballos/Finley	23	Rodman	16	Nash	4	Carter	24	19,800
52	2/21	R	L	Indiana	93-94	12-13	10-17	22-30	L1	Nowitzki	23	Rodman	18	Finley/Nowitzki	5	Rose	28	18,345
53	2/24	H	L	Utah	85-92	12-14	10-17	22-31	L2	Ceballos	26	Rodman	12	Finley	6	Russell	25	18.187
54	2/26	H	W	Denver	98-96	13-14	10-17	23-31	W1	Ceballos/Pack	22	Rodman	14	Pack	12	McDyess	22	18,187
55	2/28	R	W	Boston	108-100	13-14	11-17	24-31	W2	Nowitzki	26	Rodman	16	Nash/Pack	8	Walker	23	16,981
56	2/29	R	L	Philadelphia	87-106	13-14	11-18	24-32	L1	Finley	15	Rooks	11	Pack	4	Iverson	35	17,586
57	3/2	H	L	New Jersey	102-103	13-15	11-18	24-33	L2	Strickland	31	Rodman	21	Pack	9	Marbury	25	13,757
58	3/4	R	L	Phoenix	96-110	13-15	11-19	24-34	L3	Ceballos	33	Rodman	19	Pack	9	Rogers	29	19,023
59	3/6	R	L	Sacramento	109-130	13-15	11-20	24-35	L4	Ceballos	27	Rodman	8	Finley	5	Webber	22	17,317
60	3/7	R	L	Seattle	86-101	13-15	11-21	24-36	L5	Finley	31	Rodman	15	Mf/Dn/Sn	5	Patterson	32	13,621
61	3/9	H	L	Minnesota	79-100	13-16	11-21	24-37	L6	Bradley	26	Bradley	9	Finley	5	Garnett	22	13,435
62	3/11	H	W	Phoenix	104-99	14-16	11-21	25-37	W1	Strickland	36	Bradley	12	Pack	8	Robinson	29	18,187
63	3/14	H	W	Indiana	111-90	15-16	11-21	26-37	W2	Nowitzki	28	Buckner	11	Finley	11	Best	26	15,761
64	3/16	R	W	San Antonio	110-88	15-16	12-21	27-37	W3	Strickland	26	Rooks	11	Nash	11	Robinson	20	23,592
65	3/18	H	L	Boston	99-104	15-17	12-21	27-38	L1	Finley	28	Nowitzki	11	Nash/S'land	6	Walker	29	17,102
66	3/19	R	W	Atlanta	89-85	15-17	13-21	28-38	W1	Finley	31	Bradley/Finley	7	Nash/S'land	5	Henderson	24	10,377
67	3/21	H	W	San Antonio	97-96	16-17	13-21	29-38	W2	Finley	24	Bradley	8	Nash	4	Robinson	30	15,578
68	3/23	H	L	Cleveland	98-104	16-18	13-21	29-39	L1	Finley	29	Finley	10	Nash	6	Kemp	22	13,043
69	3/25	H	L	Washington	86-93	16-19	13-21	29-40	L2	Nowitzki	18	Bradley	14	Nash	7	Whitney	29	15,403
70	3/27	R	W	Utah	113-105	16-19	14-21	30-40	W1	Finley	31	Nowitzki	17	Nash	11	Malone	26	19,911
71	3/28	R	W	L.A. Clippers	112-102	16-19	15-21	31-40	W2	Finley/N'zki	20	Finley	12	Finley	10	Piatkowski	28	10,157
72	3/30	R	L	Portland	85-96	16-19	15-22	31-41	L1	Finley	30	Finley	7	Nash	7	Wallace	34	20,399
73	4/2	R	W	Vancouver	100-86	16-19	16-22	32-41	W1	Nowitzki	22	Bradley	10	Nash	10	Abdur-Rahim	23	12,941
74	4/4	H	W	Sacramento	105-102	17-19	16-22	33-41	W2	Finley	38	Bradley	7	Nash	10	Williamson	20	14,029
75	4/6	R	W	Denver (Ot)	116-115	17-19	17-22	34-41	W3	Nowitzki	32	Nowitzki	9	Nash	10	Mccloud	23	14,673
76	4/8	H	W	L.A. Clippers	98-96	18-19	17-22	35-41	W4	Finley/S'land	19	Finley	8	Finley/Nash	7	Nesby	29	13,552
77	4/11	H	W	Portland	92-81	19-19	17-22	36-41	W5	Finley	24	Nowitzki	14	Nash	6	Wallace	13	14,005
78	4/13	R	L	Houston	102-111	19-19	17-23	36-42	L1	Finley	35	B'ley/B'ner	9	Finley	9	Williams	21	14,634
79	4/14	H	W	Seattle	117-103	20-19	17-23	37-42	W1	Strickland	21	Nowitzki	10	Nash	8	Baker	25	18,014
80	4/16	H	W	Vancouver	114-106	21-19	17-23	38-42	W2	Finley	25	Strickland	11	Nash	9	Harrington	27	13,947
81	4/18	H	W	L.A. Lakers	112-102	22-19	17-23	39-42	W3	Finley	25	Strickland	10	Nash	8	O'Neal	38	18,190
82	4/19	R	W	Minnesota	113-107	22-19	18-23	40-42	W4	Nash	22	Nash	8	Nash	10	Peeler	22	16,818



1998-1999

TOP ROW L-R PRESIDENT/CEO TERDEMA USSERY, ASSISTANT COACH CHARLIE PARKER, GENERAL MANAGER/HEAD COACH DON NELSON, A.C. GREEN, CHRIS ANSTEY, HOT ROD WILLIAMS, SHAWN BRADLEY, DIRK NOWITZKI, BRUNO SUNDOV, ANSU SESAY, ASSISTANT COACH DONN NELSON, ASSISTANT COACH SCOTT ROTH

BOTTOM ROW L-R HEAD ATHLETIC TRAINER ROGER HINDS, ASSISTANT ATHLETIC TRAINER STEVE SMITH, ERICK STRICKLAND, HUBERT DAVIS, STEVE NASH, MICHAEL FINLEY, CEDRIC CEBALLOS, ROBERT PACK, SAMAKI WALKER, GARY TRENT, STRENGTH AND CONDITIONING COACH CHAD LEWIS

SEASON NOTEBOOK

Won 19, lost 31 (fifth, Midwest)…Dallas' .381 winning percentage extended over 82 games would have equated to 31 wins…the winning percentage was the highest since a 36-56 (.439) record in 1994-95…the Mavericks finished with a 15-10 record at Reunion Arena, their best home mark since going 30-11 in 1989-90…For the second year in a row, Michael Finley led the Mavericks in scoring (20.2) and minutes (41.0)…Hubert Davis finished the season ranked third in the NBA in three-point shooting percentage (.451)…Finley ranked third in the NBA in minutes…Shawn Bradley finished the season with 159 blocks...he was second in the NBA (behind Alonzo Mourning) with 3.24 blocks per game…Dallas missed 144 player games due to injury/illness…the Mavericks finished April 8-7, their first winning month since going 10-6 in March of 1995…rookie Dirk Nowitzki capped off his season with 8 double-doubles in his last 12 games.

	G-S	Min	Avg	Fg-Att	Pct	3Fg-Att	Pct	Ft-Att	Pct	Off	Def	Reb	Avg	Ast	Avg	Pf-D	Stl	To	Blk	Pts	Avg	Hi
Finley	50-50	2051	41.0	389-876	.444	45-136	.331	186-226	.823	69	194	263	5.3	218	4.4	96-1	66	107	15	1009	20.2	36
Trent	45-23	1362	30.3	287-602	.477	0-5	.000	145-235	.617	127	224	351	7.8	77	1.7	122-1	29	66	23	719	16.0	33
Ceballos	13-53	52	27.1	59-140	.421	11-28	.393	34-49	.694	23	62	85	6.5	12	0.9	23-1	7	28	5	163	12.5	26
Davis	50-21	1378	27.6	174-397	.438	65-144	.451	44-50	.880	3	83	86	1.7	89	1.8	76-0	21	57	3	457	9.1	21
Pack	25-04	68	18.7	75-174	.431	0-4	.000	72-88	.818	9	27	36	1.4	81	3.2	41-0	20	49	1	222	8.9	31
Bradley	49-33	1294	26.4	167-348	.480	0-4	.000	86-115	.748	130	262	392	8.0	40	0.8	153-2	35	56	159	420	8.6	20
Nowitzki	47-24	958	20.4	136-336	.405	14-68	.206	99-128	.773	41	121	162	3.4	47	1.0	105-5	29	73	27	385	8.2	29
Nash	40-40	1269	31.7	114-314	.363	49-131	.374	38-46	.826	32	82	114	2.9	219	5.5	98-2	37	83	2	315	7.9	22
Strickland	33-25	67	17.2	89-221	.403	18-59	.305	53-65	.815	12	71	83	2.5	64	1.9	44-0	40	36	2	249	7.5	20
Walker	39-25	68	14.6	88-190	.463	0-1	.000	53-98	.541	46	97	143	3.7	6	0.2	87-3	9	37	16	229	5.9	16
Green	50-35	924	18.5	108-256	.422	0-8	.000	30-52	.577	82	146	228	4.6	25	0.5	69-0	28	19	8	246	4.9	19
Anstey	41-44	70	11.5	50-139	.360	0-7	.000	34-48	.708	35	62	97	2.4	27	0.7	98-1	18	26	13	134	3.3	12
Sundov	3-0	11	3.7	2-7	.286	0-0	—	0-0	—	0	0	0	0.0	1	0.3	4-0	0	1	0	4	1.3	4
Williams	25-11	403	16.1	11-33	.333	0-0	—	7-10	.700	36	47	83	3.3	15	0.6	49-0	13	13	18	29	1.2	6
Mavericks	50	12075	-	1749-4033	.434	202-595	.339	881-1210	.728	645	1478	2123	42.5	921	18.4	1065-16	352	692	292	4581	91.6	112
Opponents	50	12075	-	1815-4037	.450	216-686	.315	855-1193	.717	660	1519	2179	43.6	1073	21.5	1042-4	361	699	244	4701	94.0	115

1998-99 SEASON STATISTICS & RESULTS

No	Date	H-R	W-L	Opponent	Score Dal-Opp	Home Record	Road Record	Total Record	Sk	Dallas Hi Scorer	Pt	Dallas Hi Rebr	Rb	Dallas Hi Assists	Ast	Opponent Hi Scorer	Pt	Attend
1	2/5	R	L	Seattle (ot)	86-92	0-0	0-1	0-1	L1	Ceballos	16	Green	11	Finley/Nash	5	Payton	28	17,072
2	2/7	R	W	Golden State (2ot)	102-99	0-0	1-1	1-1	W1	Ceballos	26	Nowiztki	12	Nash	12	Cummings	23	12,039
3	2/9	H	L	Utah	79-90	0-1	1-1	1-2	L1	Ceballos	19	Nowitzki	9	Nash	4	Malone	31	17,070
4	2/11	H	L	Houston	95-105	0-2	1-1	1-3	L2	Pack	31	Bradley	8	Finley	4	Dickerson	21	18,121
5	2/12	R	L	Denver	94-100	0-2	1-2	1-4	L3	Finley	28	Green	8	Nash	9	Van Exel	27	10,012
6	2/14	R	L	Vancouver	92-96	0-2	1-3	1-5	L4	Nash	18	Bradley	10	Nash	9	Mack	26	16,059
7	2/15	R	L	Portland	84-99	0-2	1-4	1-6	L5	Finley	21	Walker	6	Nash	4	Sabonis	16	18,231
8	2/17	R	L	L.A. Lakers	88-101	0-2	1-5	1-7	L6	Trent	15	Ceballos	8	Pack	7	O'Neal	24	13,492
9	2/19	R	L	Golden State	79-84	0-2	1-6	1-8	L7	Finley	19	Bradley	11	Finley/Nash	4	Starks	16	11,432
10	2/20	R	W	L.A. Clippers	105-90	0-2	2-6	2-8	W1	Finley	31	Trent	16	Nash	6	Piatkowski	16	10,946
11	2/22	R	L	Phoenix	83-101	0-2	2-7	2-9	L1	Ceballos	21	Bradley	7	Pack	5	Chapman	18	18,596
12	2/23	H	W	Atlanta	89-85	1-2	2-7	3-9	W1	Finley	22	Trent	10	Pack	8	Blaylock	22	13,387
13	2/25	H	W	Denver	90-81	2-2	2-7	4-9	W2	CC/MF	20	Ceballos	13	Nash	5	Van Exel	16	13,203
14	2/26	R	L	Utah	65-80	2-2	2-8	4-10	L1	Pack	18	Walker	8	Finley	3	Russell	17	19,911
15	2/27	H	W	Sacramento	97-90	3-2	2-8	5-10	W1	Trent	29	Trent	16	Pack	6	Divac	20	15,009
16	3/2	H	W	L.A. Clippers	112-99	4-2	2-8	6-10	W2	Finley	20	Green	12	Finley	9	Taylor	18	13,492
17	3/4	H	L	San Antonio	79-95	4-3	2-8	6-11	L1	Trent	14	Nowitzki	6	Finley	6	Duncan	26	14,719
18	3/5	R	L	Utah	95-106	4-3	2-9	6-12	L2	Finley	29	Finley/Trent	8	Trent	5	Malone	30	19,539
19	3/7	R	L	Sacramento	89-94	4-3	2-10	6-13	L3	Finley/Trent	18	Trent	14	Nash	7	Webber	18	14,715
20	3/9	H	L	Phoenix	91-103	4-4	2-10	6-14	L4	Finley	22	Bradley	14	Finley	12	Robinson	18	12,714
21	3/11	H	W	Orlando	93-76	5-4	2-10	7-14	W1	Trent	21	Green	11	Nash	11	Anderson	18	14,553
22	3/13	H	W	Vancouver	91-74	6-4	2-10	8-14	W2	Finley	21	Bradley	10	Nash	10	ABD-Rahim/Lopez	21	14,184
23	3/15	H	L	Portland	91-106	6-5	2-10	8-15	L1	Finley	21	Green	8	Finley	6	Rider	30	14,046
24	3/17	R	L	New Jersey	87-88	6-5	2-11	8-16	L2	Finley/Trent	21	Trent	16	Finley/Nash	4	Marbury	29	14,975
25	3/19	R	L	Detroit	87-94	6-5	2-12	8-17	L3	Finley	18	SB/MF/ES	6	Finley	8	Stackhouse	15	18,152
26	3/20	H	W	Sacramento	104-90	7-5	2-12	9-17	W1	MF/SN/GT	22	Trent	11	Finley	9	Abdul-Wahad	16	16,161
27	3/22	H	L	L.A. Lakers	93-96	7-6	2-12	9-18	L1	Finley	23	Green	10	Nash	8	O'Neal	25	18,121
28	3/24	H	L	Houston	78-88	7-7	2-12	9-19	L1	Bradley	20	Bradley	13	Finley	8	Olajuwon	24	15,111
29	3/26	H	W	Denver	98-79	8-7	2-12	10-19	W1	Finley	27	Bradley	8	Strickland	4	McDyess	16	13,096
30	3/27	R	L	San Antonio	77-99	8-7	2-13	10-20	L1	Finley	17	Bradley	12	Nash	5	Duncan	21	25,921
31	3/29	H	L	Seattle	101-109	8-8	2-13	10-21	L2	Trent	20	Walker	13	Strickland	7	Payton/Schrempf	20	13,311
32	3/30	R	L	Minnesota	78-98	8-8	2-14	10-22	L3	Trent	16	Trent	11	Nash	10	Garnett/Brandon	22	15,609
33	4/1	H	W	L.A. Clippers	93-84	9-8	2-14	11-22	W1	Trent	23	Bradley	13	Nash	9	Murray	17	13,336
34	4/5	R	L	Minnesota	93-100	9-8	2-15	11-23	L1	Trent	26	Trent	8	Nash	7	Garnett/Mitchell	18	14,107
35	4/7	R	L	Miami	87-93	9-8	2-16	11-24	L2	Trent	27	Trent	13	Nash	5	Brown	23	15,200
36	4/10	H	L	Golden State	90-91	9-9	2-16	11-25	L3	Trent	33	Bradley	13	Finley	6	Coles/Cummings	14	14,218
37	4/13	H	W	San Antonio	92-86	10-9	2-16	12-25	W1	Finley	25	Nowitzki	13	Nash	12	Robinson	22	13,142
38	4/15	H	W	Minnesota	101-95	11-9	2-16	13-25	W2	Finley	34	Bradley/Trent	9	Nash	6	Smith	21	13,034
39	4/16	R	L	Phoenix	85-92	11-9	2-17	13-26	L1	Nowitzki	29	Nowitzki	8	Pack	7	Kidd	24	18,623
40	4/17	H	L	Portland	94-102	11-10	2-17	13-27	L2	Finley/Trent	24	Trent	10	Finley	5	Anthony	23	13,358
41	4/ 20	H	W	Phoenix	104-100	12-10	2-17	14-27	W1	Finley	36	Bradley/Finley	10	HD/MF/DN	4	Kidd/Robinson	17	18,121
42	4/21	R	W	Houston	109-95	12-10	3-17	15-27	W2	Finley	27	Bradley/Trent	10	Finley	11	Olajuwon	27	16,285
43	4/22	R	L	San Antonio	76-103	12-10	3-18	15-28	L1	Finley	20	Anstey	10	Tied with	2	Robinson	18	18,720
44	4/24	R	L	Sacramento	102-105	12-10	3-19	15-29	L2	Trent	32	Trent	14	Finley	8	Divac	28	17,317
45	4/26	H	W	Chicago	101-93	13-10	3-19	16-29	W1	Finley	28	Bradley	17	Davis/Trent	5	Kukoc	26	13,011
46	4/27	H	W	Vancouver	84-75	14-10	3-19	17-29	W2	Trent	20	Bradley	12	Davis/Finley	5	Bibby	22	12,650
47	4/29	R	W	Houston	91-81	14-10	4-19	18-29	W3	Finley/Nowitzki	22	Bradley	11	Davis	6	Pippen	16	16,285
48	5/1	H	W	Golden State	105-94	15-10	4-19	19-29	W4	Finley	31	Bradley	15	Davis/Strickland	6	Marshall	36	15,669
49	5/3	R	L	L.A. Lakers	102-115	15-10	4-20	19-30	L1	Finley	24	Anstey	7	Strickland	6	O'Neal	26	17,505
50	5/4	R	L	Seattle	100-110	15-10	4-21	19-31	L2	Finley	34	Bradley	15	Finley	6	Payton	24	17,072



1997-1998

TOP ROW L-R ASSISTANT COACH CHARLIE PARKER, GENERAL MANAGER/HEAD COACH DON NELSON, MARTIN MÜÜRSEPP, ACE CUSTIS, CHRIS ANSTEY, ERIC RILEY, SHAWN BRADLEY, A.C. GREEN, SAMAKI WALKER, KURT THOMAS, BUBBA WELLS, ASSISTANT COACH DONN NELSON

BOTTOM ROW L-R ASSISTANT ATHLETIC TRAINER STEVE SMITH, KHALID REEVES, ROBERT PACK, HUBERT DAVIS, MICHAEL FINLEY, CEDRIC CEBALLOS, ERICK STRICKLAND, SHAWN RESPERT, ASSISTANT STRENGTH COORDINATOR & EQUIPMENT MANAGER CHAD LEWIS, ATHLETIC TRAINER ROGER HINDS. NOT PICTURED: ASSISTANT COACH SCOTT ROTH

SEASON NOTEBOOK

Won 20, lost 62 (fifth, Midwest)…Dallas was 4-4 in overtime games and only Milwaukee (5-4) and Minnesota (5-4) played in more overtime games in 1997-98…the Mavericks were 10-6 when scoring 100-plus points, and 4-2 when shooting better than .500 from the field…the Mavericks finished 8-8 in the month of March, having been 11-46 prior to March…that was the Mavericks' first .500 month since March of 1995…1997-98 marked the first time in club history that three different Mavericks ranked in the top five among league leaders in three different categories (Finley – 1st in minutes, Bradley – 3rd in blocks, Davis – 4th in 3-point percentage)…Michael Finley was the only Maverick to start every game…14 different Mavericks started at least one game and 18 different players saw action for Dallas…the Mavericks missed a club-record 363 player-games due to injury/illness (was 246 in 1992-93).

	G-S	Min	Avg	Fg-Att	Pct	3Fg-Att	Pct	Ft-Att	Pct	Off	Def	Reb	Avg	Ast	Avg	Pf-D	Stl	To	Blk	Pts	Avg	Hi
Finley	82-82	3394	41.4	675-1505	.449	87-244	.357	326-416	.784	149	289	438	5.3	405	4.9	163-0	132	219	30	1763	21.5	39
Bradley	64-46	1822	28.5	300-711	.422	1-3	.333	130-180	.722	164	354	518	8.1	60	0.9	214-9	51	96	214	731	11.4	26
Ceballos (Tot)	47-25	990	21.1	204-415	.492	21-70	.300	107-145	.738	75	146	221	4.7	60	1.3	88-0	33	72	16	536	11.4	25
Ceballos (Dal)	12-9	364	30.3	75-157	.478	6-20	.300	47-61	.770	24	48	72	6.0	25	2.1	29-0	11	33	8	203	16.9	25
Davis	81-30	2378	29.4	350-767	.456	101-230	.439	97-116	.836	34	135	169	2.1	157	1.9	117-0	43	88	5	898	11.1	25
Walker	41-19	1027	25.0	156-321	.486	0-1	.000	53-97	.546	96	206	302	7.4	24	0.6	127-2	30	61	40	365	8.9	26
Reeves	82-54	1950	23.8	248-593	.418	56-152	.368	165-213	.775	54	131	185	2.3	230	2.8	195-3	80	130	10	717	8.7	28
Pack	12-10	292	24.3	33-98	.337	3-6	.500	25-36	.694	8	26	34	2.8	42	3.5	17-0	20	38	1	94	7.8	23
Strickland	67-19	1505	22.5	199-558	.357	48-163	.294	65-84	.774	35	126	161	2.4	167	2.5	140-1	56	106	8	511	7.6	30
Thomas	5-0	73	14.6	17-45	.378	0-0	—	3-3	1.000	8	16	24	4.8	3	0.6	19-1	1	10	0	37	7.4	13
Green	82-68	2649	32.3	242-534	.453	-4	.000	116-162	.716	219	449	668	8.1	123	1.5	157-0	78	68	27	600	7.3	25
Respert (Tot)	57-4	911	16.0	130-293	.444	31-93	.333	48-61	.787	37	63	100	1.8	6	1.1	75-0	34	48	1	339	5.9	20
Respert (Dal)	10-0	215	21.5	36-84	.429	6-26	.231	4-7	.571	7	20	27	2.7	17	1.7	17-0	5	15	0	82	8.2	14
Anstey	41-8	680	16.6	92-231	.398	3-16	.188	53-74	.716	53	104	157	3.8	35	0.9	95-1	31	41	27	240	5.9	26
Müürsepp	41-7	603	14.7	83-191	.435	16-38	.421	51-67	.761	46	68	114	2.8	30	0.7	96-1	29	29	14	233	5.7	24
Riley	39-14	544	13.9	56-135	.415	0-1	.000	27-36	.750	43	90	133	3.4	22	0.6	80-0	15	37	46	139	3.6	16
Wells	39-2	395	10.1	48-116	.414	1-6	.167	31-43	.721	22	46	68	1.7	34	0.9	40-1	15	31	4	128	3.3	21
Scott*	52-42	1797	34.6	258-666	.387	94-273	.344	97-118	.822	39	158	197	3.8	129	2.5	121-1	43	92	32	707	13.6	33
Ollie*	16-0	214	13.4	14-42	.333	0-0	—	18-25	.720	6	15	21	1.3	32	2.0	16-0	6	16	0	46	2.9	11
Caldwell*	1-0	3	3.0	0-0	—	0-0	—	0-0	—	0	0	0	0.0	0	0.0	0-0	0	0	0	0	0.0	0
Mavericks	82	19905	-	2882-6754	.427	422-1183	.357	1308-1738	.753	1007	2281	3288	40.1	1535	18.7	1643-20	646	1182	466	7494	91.4	119
Opponents	82	19905	-	3138-6819	.460	386-1130	.342	1333-1868	.714	1223	2644	3867	47.2	1882	23.0	1608-6	658	1240	374	7995	97.5	124

1997-98 SEASON STATISTICS & RESULTS

No	Date	H-R	W-L	Score Opponent	Home Dal-Opp	Road Record	Total Record	Record	Dallas Sk	Hi Scorer	Dallas Pt	Hi Rebr	Dallas Rb	Hi Assists	Opponent Ast	Hi Scorer	Pt	Attend
1	10/31	R	W	Vancouver	90-88	0-0	1-0	1-0	W1	Davis	18	Green	14	Finley	5	Abdur-Rahim	31	17,021
2	11/1	R	W	Seattle	89-81	0-0	2-0	2-0	W2	Finley	20	Bradley	14	Ollie	5	Ellis	15	17,072
3	11/4	H	W	Vancouver	92-87	1-0	2-0	3-0	W3	Finley	29	Green	13	Ko/Kr	7	Abdur-Rahim	28	14,285
4	11/5	R	L	Charlotte	103-110	1-0	2-1	3-1	L1	Reeves	24	Green	12	Reeves	5	Rice	28	24,042
5	11/8	H	L	Portland	94-101	1-1	2-1	3-2	L2	Bradley	26	Bradley	12	Ollie	6	Anderson	28	11,162
6	11/11	H	L	L.A. Lakers	96-118	1-2	2-1	3-3	L3	Scott	27	Green	16	Green	8	O'Neal	37	13,722
7	11/13	H	L	Philadelphia	98-99	1-3	2-1	3-4	L4	Bradley	20	Bradley	13	Reeves	8	Iverson	31	11,084
8	11/15	H	L	Utah	77-85	1-4	2-1	3-5	L5	Finley	21	Bradley	14	Finley	7	Malone	26	14,323
9	11/17	R	L	Portland	75-120	1-4	2-2	3-6	L6	Scott	12	Ds/Sw	7	Scott	4	Sabonis	24	20,033
10	11/18	R	L	Sacramento	95-102	1-4	2-3	3-7	L7	Ag/Ds	20	Green	13	Ds/Es	4	Williamson	20	12,665
11	11/20	H	L	Golden State (Ot)	97-101	1-5	2-3	3-8	L8	Scott	33	Bradley	17	Finley	10	Sprewell	28	14,042
12	11/22	H	L	Milwaukee	62-83	1-6	2-3	3-9	L9	Finley	12	Bradley	14	Ollie	3	Brandon	18	11,425
13	11/25	H	L	San Antonio	91-102	1-7	2-3	3-10	L10	Finley	20	Bradley	10	Finley	7	Robinson	22	11,557
14	11/28	H	W	Toronto	93-91	2-7	2-3	4-10	W1	Scott	21	Green	14	Reeves	6	Christie	27	13,327
15	11/29	R	L	San Antonio	87-96	2-7	2-4	4-11	L1	Finley	35	Finley	9	Kr/Ds	4	Robinson	18	16,270
16	12/2	H	L	Atlanta	79-112	2-8	2-4	4-12	L2	Finley	18	Walker	15	Finley	6	Smith	28	10,170
17	12/4	H	W	New York	105-91	3-8	2-4	5-12	W1	Finley	27	Green	11	5 Tied With	3	Ewing	20	12,666
18	12/6	H	L	Houston	106-108	3-9	2-4	5-13	L1	Finley	35	Finley	7	Finley	6	Barkley	19	20,635
19	12/9	H	L	L.A. Clippers	92-99	3-10	2-4	5-14	L2	Reeves	28	Green	7	Finley	7	Martin	18	9,532
20	12/11	H	L	Orlando	90-100	3-11	2-4	5-15	L3	Finley	20	Walker	9	Reeves	4	Price	18	10,671
21	12/12	R	L	Utah	66-68	3-11	2-5	5-16	L4	Mf/Ds	21	Green	7	Reeves	6	Malone	23	19,911
22	12/14	R	L	L.A. Lakers	89-119	3-11	2-6	5-17	L5	Mf/Ds	18	Walker	8	Finley	5	Bryant	30	15,893
23	12/16	R	L	Golden State	92-103	3-11	2-7	5-18	L6	Finley	26	Mf/Ag	10	Finley	7	Smith	28	8,225
24	12/18	H	L	Phoenix	75-89	3-12	2-7	5-19	L7	Pack	23	Walker	16	Finley	4	Robinson	17	11,427
25	12/20	H	L	Sacramento	88-89	3-13	2-7	5-20	L8	Scott	21	Green	10	Pack	8	Williamson	27	12,888
26	12/22	R	L	New York	67-79	3-13	2-8	5-21	L9	Scott	18	Green	9	Pack	5	Houston	19	19,763
27	12/23	R	L	Cleveland	85-99	3-13	2-9	5-22	L10	Finley	29	Scott	10	Scott	9	Anderson	24	14,309
28	12/26	H	L	Washington	95-97	3-14	2-9	5-23	L11	Finley	23	Finley	10	Finley	5	Cheaney	21	12,201
29	12/29	R	L	Chicago	105-111	3-14	2-10	5-24	L12	Finley	23	Bradley	10	Pack	4	Jordan	41	23,712
30	12/30	R	L	Milwaukee (Ot)	98-105	3-14	2-11	5-25	L13	Finley	23	Green	13	Scott	8	Robinson	32	14,948
31	1/2	R	L	Phoenix	85-92	3-14	2-12	5-26	L14	Finley	19	Walker	12	Hd/Mf/Rp	3	Kidd	20	19,023
32	1/3	R	L	L.A. Clippers	88-97	3-14	2-13	5-27	L15	Finley	21	Ag/Sw	13	Mf/Hd	3	Barry/Murr	21	5,133
33	1/6	H	W	Denver	108-90	4-14	2-13	6-27	W1	Scott	28	Walker	8	Mf/Sb	4	Jackson	17	8,833
34	1/8	H	L	Sacramento	92-103	4-15	2-13	6-28	L1	Scott	23	Finley	10	Finley	6	Polynice	26	9,514
35	1/10	H	L	Indiana	79-84	4-16	2-13	6-29	L2	Bradley	17	Bradley	14	Scott	5	Miller	24	15,510
36	1/13	R	L	Houston	87-100	4-16	2-14	6-30	L3	Walker	26	Walker	13	Mf/Ds	5	Willis	30	16,285
37	1/14	R	L	Atlanta	82-108	4-16	2-15	6-31	L4	Finley	25	Walker	7	Rp/Kr	5	Smith	29	8,592
38	1/17	H	L	Minnesota (Ot)	110-113	4-17	2-15	6-32	L5	Finley	29	Green	10	Finley	7	Gugli/Garnet	22	15,327
39	1/20	H	W	Seattle	107-98	5-17	2-15	7-32	W1	Strickland	30	Walker	9	Green	7	Schrempf	21	13,795
40	1/23	R	L	San Antonio	75-81	5-17	2-16	7-33	L1	Scott	17	Walker	12	Mf/Kr	5	Robinson	17	15,465
41	1/24	H	L	Charlotte	92-94	5-18	2-16	7-34	L2	Finley	24	Walker	20	Reeves	5	Mason/Rice	29	14,004
42	1/27	H	W	Cleveland (Ot)	84-77	6-18	2-16	8-34	W1	Finley	39	Finley	10	Strickland	4	Kemp	22	9,730
43	1/30	R	L	Utah	94-104	6-18	2-17	8-35	L1	Finley	27	Bradley	7	Hd/Mf/Es	3	Malone	29	19,911
44	1/31	R	L	Denver	98-110	6-18	2-18	8-36	L2	Finley	38	Green	8	Hd/Mf	5	Newman	21	12,531
45	2/2	H	W	Vancouver	104-90	7-18	2-18	9-36	W1	Finley	30	Finley	12	Scott	6	Reeves	19	11,049
46	2/4	R	L	Boston	99-110	7-18	2-19	9-37	L1	Finley	18	Green	14	Kr/Es	3	Brown	32	17,159
47	2/5	R	L	Toronto	93-101	7-18	2-20	9-38	L2	Finley	19	Bradley	12	Finley	6	Stoudamire	21	14,292
48	2/10	R	L	New Jersey	81-90	7-18	2-21	9-39	L3	Finley	26	Bradley	16	Mf/Kr	2	Cassell	26	15,263
49	2/11	R	L	Philadelphia	90-91	7-18	2-22	9-40	L4	Scott	24	Green	11	Mf/Kr	4	Iverson	27	11,648
50	2/13	R	W	Indiana (2Ot)	85-82	7-18	3-22	10-40	W1	Finley	32	Bradley	13	Finley	6	Smits	12	16,408
51	2/15	R	L	Minnesota (Ot)	99-105	7-18	3-23	10-41	L1	Finley	31	Green	15	Finley	8	Mitchell	25	19,949
52	2/17	H	L	Phoenix	77-95	7-19	3-23	10-42	L2	Finley	22	Green	10	Hd/Mf/Es	2	Robinson	20	11,471
53	2/19	H	L	San Antonio	81-87	7-20	3-23	10-43	L3	Wells	21	Bradley	15	Wells	7	Duncan	26	12,378
54	2/21	H	L	Detroit	82-94	7-21	3-23	10-44	L4	Strick	19	Bradley	13	Finley	6	B. Williams	19	18,042
55	2/25	R	L	Orlando	79-100	7-21	3-24	10-45	L5	Finley	16	Ag/Mf	6	Ca/Hd/Mf	4	Outlaw	29	16,921
56	2/26	R	L	Miami	72-91	7-21	3-25	10-46	L6	Finley	31	Bradley	10	Davis	4	Hardaway	20	15,200
57	2/28	R	W	Washington	103-77	7-21	4-25	11-46	W1	Finley	27	Sb/Ag	11	Finley	9	Strickland	27	18,232
58	3/2	R	L	Detroit	94-100	7-21	4-26	11-47	L1	Cc/Mf	21	Riley	8	Ceballos	6	Hill	35	15,682
59	3/3	R	W	Minnesota	110-99	7-21	5-26	12-47	W1	Ceballos	22	Bradley	9	Finley	9	Garnett	22	18,493
60	3/5	H	W	L.A. Clippers	119-109	8-21	5-26	13-47	W2	Müürsepp	24	Riley	9	Reeves	6	Murray	24	10,497
61	3/7	H	L	Miami	88-94	8-22	5-26	13-48	L1	Finley	24	Anstey	12	Finley	8	Hardaway	27	16,907
62	3/10	R	L	Houston	91-97	8-22	5-27	13-49	L2	Finley	25	Green	7	Cc/Hd/Mf	4	Drexler	24	16,285
63	3/12	H	W	Chicago (Ot)	104-97	9-22	5-27	14-49	W1	Finley	32	Green	17	Mf/Es	5	Jordan	26	18,255
64	3/14	H	L	New Jersey	93-108	9-23	5-27	14-50	L1	Finley	18	Müürsepp	12	Finley	4	Gatling	24	14,309
65	3/15	R	L	Phoenix	90-100	9-23	5-28	14-51	L2	Finley	20	Sb/Ag	7	Finley	12	Kidd	20	19,023
66	3/17	H	W	Boston	99-93	10-23	5-28	15-51	W1	Anstey	26	Green	9	Finley	11	Walker	23	12,102
67	3/19	H	W	Golden State (Ot)	88-82	11-23	5-28	16-51	W2	Bradley	18	Bradley	10	Finley	6	Damp/Jacksn	18	11,845
68	3/21	H	L	Houston	95-103	11-24	5-28	16-52	L1	Finley	26	Bradley	9	Finley	7	Barkley	23	18,042
69	3/23	H	W	Minnesota	91-87	12-24	5-28	17-52	W1	Finley	27	Bradley	12	Mf/Kr	7	Peeler	23	11,274
70	3/25	R	W	Denver	105-94	12-24	6-28	18-52	W2	Finley	22	Green	11	Reeves	6	Newman	20	9,525
71	3/27	H	L	Utah	90-99	12-25	6-28	18-53	L1	Hd/Mf	24	Strickland	6	Mf/Es	8	Malone	33	13,763
72	3/29	R	L	L.A. Clippers	86-108	12-25	6-29	18-54	L2	Finley	24	Strickland	8	Finley	5	Murray	27	7,461
73	3/31	R	W	Vancouver	104-101	12-25	7-29	19-54	W1	Ag/Mf	22	Riley	12	Finley	7	Abdur-Rahim	23	15,120
74	4/2	R	L	Seattle	86-107	12-25	7-30	19-55	L1	Green	21	Green	9	Respert	8	Payton	22	17,072
75	4/3	R	L	Portland	102-109	12-25	7-31	19-56	L2	Finley	32	Green	10	Reeves	7	Wallace	27	20,128
76	4/5	R	L	Sacramento	99-105	12-25	7-32	19-57	L3	Finley	23	Müürsepp	14	Finley	9	Robnsn/Thrpe	22	14,861
77	4/7	H	L	Portland	91-99	12-26	7-32	19-58	L4	Finley	24	Bradley	22	Davis	6	Rider	26	13,343
78	4/9	H	L	Seattle	101-103	12-27	7-32	19-59	L5	Finley	27	Green	18	Finley	6	Payton	28	14,656
79	4/11	H	W	Denver	99-81	13-27	7-32	20-59	W1	Bradley	18	Bradley	14	Finley	7	Fortson	16	13,675
80	4/14	H	L	L.A. Lakers	95-111	13-28	7-32	20-60	L1	Finley	23	Finley	11	Finley	10	O'Neal	34	18,107
81	4/16	R	L	Golden State	82-88	13-28	7-33	20-61	L2	Finley	20	Green	14	Finley	9	Jackson	25	10,431
82	4/17	R	L	L.A. Lakers	95-124	13-28	7-34	20-62	L3	Finley	31	Green	9	Finley	7	O'Neal	43	17,505



1996-1997

TOP ROW L-R HEAD COACH JIM CLEAMONS, ASSISTANT COACH BUTCH BEARD, ASSISTANT COACH LANNY VAN EMAN, ED O'BANNON, SAMAKI WALKER, GREG DREILING, SHAWN BRADLEY, A.C. GREEN, KURT THOMAS, ASSISTANT COACH CHARLIE PARKER, ASSISTANT COACH/VIDEO COORDINATOR BOB SALMI, GENERAL MANAGER DON NELSON

BOTTOM ROW L-R ASSISTANT TRAINER STEVE SMITH, SASHA DANILOVIC, KHALID REEVES, ROBERT PACK, MICHAEL FINLEY, DEREK HARPER, ERICK STRICKLAND, MARTIN MÜÜRSEPP, STACEY KING, CHAD LEWIS, ASSISTANT COACH JACK NOLAN. NOT PICTURED: TRAINER ROGER HINDS

SEASON NOTEBOOK

Won 24, lost 58 (fourth, Midwest)...of the group that finished the season in Dallas, only two players made it from the start of training camp through the end of the season: Samaki Walker and Derek Harper

	G-S	Min	Avg	Fg-Att	Pct	3Fg-Att	Pct	Ft-Att	Pct	Off	Def	Reb	Avg	Ast	Avg	Pf-D	Stl	To	Blk	Pts	Avg	Hi
Finley (Tot)	83-54	2790	33.6	475-1071	.444	101-280	.361	198-245	.808	88	284	372	4.5	224	2.7	138-0	68	164	24	1249	15.0	33
Finley (Dal)	56-36	1994	35.6	334-774	.432	87-225	.387	142-176	.807	54	198	252	4.5	156	2.8	96-0	50	120	20	897	16.0	33
Pack (Tot)	54-42	1782	33.0	272-693	.392	31-112	.277	196-243	.807	28	118	146	2.7	452	8.4	139-0	94	217	6	771	14.3	33
Pack (Dal)	20-11	597	29.9	79-219	.361	9-38	.237	62-73	.849	13	47	60	3.0	127	6.4	56-0	35	67	3	229	11.5	23
Bradley (Tot)	73-70	2288	31.3	406-905	.449	0-8	.000	149-228	.654	221	390	611	8.4	52	0.7	237-7	40	134	248	961	13.2	32
Bradley (Dal)	33-32	1060	32.1	207-449	.461	0-3	.000	68-106	.642	103	183	286	8.7	32	1.0	115-3	17	70	88	482	14.6	32
Danilovic (Tot)	56-42	1789	31.9	248-570	.435	85-236	.360	121-151	.801	29	107	136	2.4	102	1.8	160-2	54	116	9	702	12.5	23
Danilovic (Dal)	13-9	438	33.7	73-174	.420	22-60	.367	48-57	.842	8	26	34	2.6	25	1.9	37-0	15	22	1	216	16.6	23
Strickland	28-15	759	27.1	102-256	.398	28-92	.304	65-80	.813	21	69	90	3.2	68	2.4	75-3	27	66	5	297	10.6	25
Harper	75-29	2210	29.5	299-674	.444	60-176	.341	95-128	.742	30	107	137	1.8	321	4.3	144-0	92	132	12	753	10.0	29
Reeves (Tot)	63-30	1432	22.7	184-470	.391	83-227	.366	65-87	.747	34	85	119	1.9	226	3.6	159-3	34	108	9	516	8.2	25
Reeves (Dal)	13-12	384	29.5	43-111	.387	7-35	.200	9-12	.750	12	19	31	2.4	56	4.3	40-0	11	26	2	102	7.8	14
Green (Tot)	83-73	2492	30.0	234-484	.483	1-20	.050	128-197	.650	222	434	656	7.9	69	0.8	145-0	70	74	16	597	7.2	21
Green (Dal)	56-54	1944	34.7	173-356	.486	1-17	.059	97-149	.651	189	329	518	9.3	52	0.9	111-0	52	54	15	444	7.9	21
Thomas (Tot)	18-9	374	20.8	39-105	.371	0-1	.000	35-46	.761	31	76	107	5.9	9	0.5	67-3	12	25	9	113	6.3	18
Walker	43-12	602	14.0	83-187	.444	0-1	.000	48-74	.649	47	100	147	3.4	17	0.4	71-0	15	39	22	214	5.0	13
Müürsepp (Tot)	42-0	348	8.3	54-131	.412	4-24	.167	44-70	.629	35	32	67	1.6	20	0.5	58-1	12	18	11	156	3.7	18
Müürsepp (Dal)	32-0	321	10.0	49-117	.419	3-20	.150	38-56	.679	33	29	62	1.9	17	0.5	55-1	12	15	10	139	4.3	18
O'bannon (Tot)	64-5	809	12.6	93-279	.333	18-70	.257	31-35	.886	50	98	148	2.3	39	0.6	97-0	29	20	12	235	3.7	12
O'bannon (Dal)	19-0	175	9.2	17-72	.236	1-10	.100	11-12	.917	9	27	36	1.9	11	0.6	19-0	5	6	2	46	2.4	7
King (Tot)	11-0	103	9.4	11-22	.500	0-0	—	2-7	.286	1 1	16	27	2.5	1	0.1	14-0	2	6	1	24	2.2	6
King (Dal)	6-0	70	11.7	6-15	.400	0-0	—	0-4	.000	10	8	18	3.0	0	0.0	11-0	2	5	0	12	2.0	6
Gatling*	44-1	1191	27.1	309-580	.533	1-6	.167	221-313	.706	126	222	348	7.9	25	0.6	125-1	35	114	31	840	19.1	35
Jackson*	46-46	1676	36.4	260-588	.442	46-139	.331	148-188	.787	81	146	227	4.9	156	3.4	113-0	57	107	15	714	15.5	28
Mccloud*	41-26	1207	29.4	204-482	.423	78-205	.380	77-92	.837	29	114	143	3.5	92	2.2	106-1	52	52	8	563	13.7	28
Cassell*	16-13	398	24.9	70-165	.424	15-49	.306	42-50	.840	14	36	50	3.1	57	3.6	48-2	17	41	6	197	12.3	21
Mashburn*	37-21	975	26.4	140-376	.372	42-131	.321	72-111	.649	28	87	115	3.1	93	2.5	69-0	35	57	5	394	10.6	27
Kidd*	22-22	791	36.0	75-203	.369	21-65	.323	46-69	.667	30	60	90	4.1	200	9.1	42-0	45	66	8	217	9.9	25
Watson*	10-6	211	21.1	20-47	.426	3-9	.333	2-4	.500	14	15	29	2.9	23	2.0	18-0	11	15	2	45	4.5	10
Miller*	42-0	836	19.9	76-154	.494	0-1	.000	28-53	.528	82	151	233	5.5	58	1.4	133-1	34	70	50	180	4.3	13
Meyer*	19-16	259	13.6	34-78	.436	1-2	.500	9-12	.750	14	35	49	2.6	7	0.4	52-1	6	27	3	78	4.1	11
Dumas*	18-0	227	12.6	27-77	.351	3-24	.125	15-23	.652	3	11	14	0.8	22	1.2	36-0	10	15	1	72	4.0	15
Montross*	47-46	984	20.9	86-187	.460	0-0	—	10-34	.294	66	170	236	5.0	32	0.7	150-2	9	51	34	182	3.9	12
Dreiling*	40-3	389	9.7	34-74	.459	1-1	1.000	11-27	.407	19	57	76	1.9	11	0.3	65-1	8	9	7	80	2.0	9
Sasser*	2-0	7	3.5	1-4	.250	0-1	.000	0-0	—	1	0	1	0.5	1	0.5	0-0	1	0	0	2	1.0	2
Roberts*	12-0	40	3.3	6-15	.400	0-0	—	10-14	.714	2	8	10	0.8	0	0.0	2-0	0	5	1	22	1.8	6
Smith *	8-0	60	7.5	6-18	.333	1-6	.167	1-1	1.000	2	8	10	1.3	4	0.5	9-0	1	4	0	14	1.8	4
Mavericks	82	19805	2813-6452	.436	430-1316	.327	1375-1918	.717	1040	2262	3302	40.3	1663	20.3	1798-16		654	1324	351	7431	90.6	111
Opponents	82	19805	2966-6469	.458	538-1444	.373	1482-1974	.751	1098	2428	3526	43.0	1794	21.9	1720-18		687	1284	433	7952	97.0	116

1996-97 SEASON STATISTICS & RESULTS

No	Date	H-R	W-L	Opponent	Score Dal-Opp	Home Record	Road Record	Total Record	Sk	Dallas Hi Scorer	Pt	Dallas Hi Rebr	Rb	Dallas Hi Scorer	Pt	Opponent Hi Rebr	Rb	Attend
1	11/1	R	W	Denver	92- 91	0- 0	1- 0	1- 0	W1	Jackson	28	Jackson	11	L. Ellis	21	Johnson	17	16,104
2	11/2	H	L	Sacramento	94-107	0- 1	1- 0	1- 1	L1	Jackson	26	Miller	11	Richmond	24	Grant	15	18,042
3	11/5	R	L	Toronto	96-100	0- 1	1- 1	1- 2	L2	Gatling	22	Gatling	11	Williams	34	Rogers	12	17,065
4	11/6	R	L	Detroit	84-103	0- 1	1- 2	1- 3	L3	Dumas	15	McCloud	8	Dumars	18	Thorpe	13	14,473
5	11/9	H	L	Miami	84- 91	0- 2	1- 2	1- 4	L4	Mashburn	19	Gatling	11	Th/Dm	19	Thomas	14	15,021
6	11/12	H	W	Indiana	103-82	1- 2	1- 2	2- 4	W1	Harper	17	Miller	11	Miller	19	D. Davis	10	14,153
7	11/14	R	L	Minnesota	90-100	1- 2	1- 3	2- 5	L1	Gatling	26	Gatling	14	Gugliotta	30	Kg/Tg	11	14,079
8	11/16	H	L	Utah	87- 88	1- 3	1- 3	2- 6	L2	Gatling	23	Gatling	20	Stockton	23	Russell	13	15,947
9	11/19	R	L	Milwaukee	97-100	1- 3	1- 4	2- 7	L3	Kidd	25	Kidd	13	Ag/Jn	27	Gilliam	13	13,225
10	11/21	H	W	L.A. Clippers	105-94	2- 3	1- 4	3- 7	W1	Gatling	27	Gatling	9	Sealy	15	Vaught	11	13,510
11	11/23	R	L	New Jersey	91-114	2- 3	1- 5	3- 8	L1	McCloud	13	Meyer	9	Gill	26	J. Williams	15	15,701
12	11/24	R	L	Boston	91-105	2- 3	1- 6	3- 9	L2	Jj/Cg	23	Gatling	11	Barros	21	Radja	11	15,244
13	11/26	H	W	San Antonio	105-101	3- 3	1- 6	4- 9	W1	Gatling	26	Gatling	6	Wilkins	32	Wp/Mw	8	14,567
14	11/29	H	L	Chicago	97-116	3- 4	1- 6	4-10	L1	Gatling	35	Gatling	11	Jordan	36	Rodman	19	18,042
15	12/2	R	W	Orlando (Ot)	108-102	3- 4	2- 6	5-10	W1	Gatling	25	Gatling	14	Seikaly	26	Seikaly	14	17,248
16	12/4	R	L	Miami	79-101	3- 4	2- 7	5-11	L1	Gatling	16	Miller	9	Hardaway	33	Mourning	8	14,658
17	12/5	H	W	Philadelphia	106-102	4- 4	2- 7	6-11	W1	Gatling	24	Montross	8	Iverson	36	Williams	14	13,443
18	12/7	H	W	Vancouver	96- 85	5- 4	2- 7	7-11	W2	Harper	20	Miller	10	Peeler	16	Lynch	9	15,102
19	12/10	R	W	L.A. Clippers	100-95	5- 4	3- 7	8-11	W3	Gatling	30	Jackson	8	Ms/Lv	14	Vaught	10	5,174
20	12/12	R	L	Sacramento	86- 93	5- 4	3- 8	8-12	L1	Gatling	21	Gatling	9	Richmond	24	Smith	12	17,317
21	12/14	R	L	San Antonio	105-106	5- 4	3- 9	8-13	L2	McCloud	28	Miller	11	Robinson	27	Robinson	10	16,548
22	12/17	H	L	Atlanta	73-109	5- 5	3- 9	8-14	L3	McCloud	20	Gm/Em	7	Blaylock	27	Mutombo	12	14,805
23	12/19	R	W	Vancouver	105-98	5- 5	4- 9	9-14	W1	Gatling	25	Gatling	10	Peeler	25	Lynch	10	15,049
24	12/20	R	L	Portland	77-107	5- 5	4-10	9-15	L1	Gatling	16	Cg/Jj	5	Robinson	21	Rj/Gt	9	20,123
25	12/22	R	L	Seattle	79- 93	5- 5	4-11	9-16	L2	McCloud	23	Gatling	9	Payton	31	Kemp	13	17,072
26	12/26	H	L	Golden State	108-113	5- 6	4-11	9-17	L3	Gatling	25	Montross	10	Smith	30	Smith	16	13,365
27	12/28	H	W	Seattle	95-90	6- 6	4-11	10-17	W1	Harper	24	Gatling	13	Payton	28	Schrempf	12	18,042
28	1/2	R	L	Charlotte	97-107	6- 6	4-12	10-18	L1	Jj/Cg	22	Gatling	13	Rice	37	Divac	15	24,042
29	1/4	H	L	Portland	104-110	6- 7	4-12	10-19	L2	Gatling	24	Ag/Em	12	Sabonis	33	Sabonis	12	15,148
30	1/7	R	L	New York	72-102	6- 7	4-13	10-20	L3	Jackson	20	Jackson	7	Starks	21	Ewing	10	19,763
31	1/8	R	W	Philadelphia	111-93	6- 7	5-13	11-20	W1	McCloud	23	Finley	9	Iverson	22	Stackhouse	9	10,756
32	1/11	H	W	Denver	104-99	7- 7	5-13	12-20	W2	Cg/Gm	21	Green	9	L. Ellis	28	De/Le/Th	6	15,174
33	1/13	H	L	Phoenix	98-105	7- 8	5-13	12-21	L1	Gatling	22	Mf/Ag	7	Ceballos	26	Ceballos	12	12,905
34	1/15	H	L	Orlando	66- 78	7- 9	5-13	12-22	L2	Dh/Jj	12	Green	13	Hardaway	26	Hg/Ds	9	13,585
35	1/17	H	L	Houston	78- 88	7-10	5-13	12-23	L3	Mashburn	17	Ag/Om	10	Olajuwon	26	Olajuwon	12	18,042
36	1/18	R	W	Denver	107-104	7-10	6-13	13-23	W1	Mashburn	27	Jackson	9	D. Ellis	24	Johnson	17	9,518
37	1/20	R	L	L.A. Lakers	99-109	7-10	6-14	13-24	L1	Jackson	22	Green	10	Van Exel	24	O'Neal	13	16,959
38	1/21	R	L	Golden State	93-105	7-10	6-15	13-25	L2	Jackson	22	Gatling	8	Sprewell	46	Mullin	7	13,777
39	1/24	R	L	San Antonio	87-97	7-10	6-16	13-26	L3	Gatling	25	Jackson	9	Wilkins	24	Perdue	12	13,695
40	1/25	H	W	New Jersey	92- 81	8-10	6-16	14-26	W1	Mashburn	21	Green	8	Gill	23	Massenburg	11	16,885
41	1/28	H	L	L.A. Lakers	83-102	8-11	6-16	14-27	L1	Mashburn	26	Miller	12	O'Neal	31	O'Neal	10	18,042
42	1/30	H	L	Minnesota	82-92	8-12	6-16	14-28	L2	Gatling	29	Gatling	18	Mitchell	21	Garrett	12	14.836
43	2/1	H	W	Utah	100-97	9-12	6-16	15-28	W1	Harper	29	Gatling	12	Malone	36	Ostertag	13	17,185
44	2/4	H	W	Sacramento	104-96	10-12	6-16	16-28	W2	Cassell	20	McCloud	9	Richmond	31	Polynice	8	12,338
45	2/11	H	L	San Antonio	97-111	10-13	6-16	16-29	L1	Gatling	24	Gatling	13	Maxwell	34	Perdue	16	13,172
46	2/13	H	L	Golden State	99-107	10-14	6-16	16-30	L2	Gatling	19	Gatling	13	Sprewell	28	Smith	12	13,034
47	2/15	R	L	Utah	84-99	10-14	6-17	16-31	L3	Jackson	19	Green	10	Hornacek	18	Ostertag	12	19,911
48	2/17	R	W	Vancouver	100-95	10-14	7-17	17-31	W1	Mf/Ag	21	Green	15	Reeves	27	Edwards	7	15,540
49	2/18	R	L	L.A. Clippers	69- 87	10-14	7-18	17-32	L1	Finley	18	Green	11	Sealy	23	Vaught	9	6,592
50	2/20	H	L	Milwaukee	99-101	10-15	7-18	17-33	L2	Finley	33	Bradley	10	Baker	29	Baker	12	13,703
51	2/22	H	L	Toronto	92-99	10-16	7-18	17-34	L3	Sd/Mf	20	Green	12	Christie	22	Miller	8	16,314
52	2/23	R	W	Phoenix	88-86	10-16	8-18	18-34	W1	Finley	20	Bradley	10	Ceballos	22	Ceballos	14	19,023
53	2/25	H	W	Charlotte	86-84	11-16	8-18	19-34	W2	Finley	18	Green	15	Rice	29	Mason	22	13,339
54	2/27	H	L	Minnesota (2Ot)	105-107	11-17	8-18	19-35	L1	Strickland	25	Green	17	Garnett	23	Garnett	9	12,405
55	3/1	R	L	Houston	80-89	11-17	8-19	19-36	L2	Finley	14	Bradley	9	Willis	26	Olajuwon	11	16,285
56	3/2	H	L	Phoenix (Ot)	108-109	11-18	8-19	19-37	L3	Finley	24	Green	14	Kidd	23	Williams	8	14,832
57	3/4	H	L	L.A. Lakers	92-102	11-19	8-19	19-38	L4	Finley	23	Green	12	Van Exel	37	Campbell	10	15,809
58	3/5	R	L	Utah	65-96	11-19	8-20	19-39	L5	Sb/Mf	13	Bradley	12	Malone	20	Ostertag	13	19,911
59	3/7	R	L	Portland	69-80	11-19	8-21	19-40	L6	Finley	17	Green	11	C. Robinson	15	Sabonis	9	21,243
60	3/9	H	L	Houston	83-88	11-20	8-21	19-41	L7	Finley	24	Sb/Ag	11	Willis	19	Olajuwon	12	18,042
61	3/11	H	W	New York	91-83	12-20	8-21	20-41	W1	Finley	23	Finley	9	Oakley	16	Ewing	12	15,792
62	3/13	H	W	Boston	109-107	13-20	8-21	21-41	W2	Bradley	31	Green	11	Wesley	34	Walker	17	15,581
63	3/15	R	L	Phoenix	76-101	13-20	8-22	21-42	L1	Finley	26	Green	11	Johnson	23	Williams	13	19,023
64	3/16	R	W	Sacramento	89-88	13-20	9-22	22-42	W1	Strickland	21	Bradley	11	Richmond	26	Polynice	13	17,317
65	3/18	H	L	Washington	85-86	13-21	9-22	22-43	L1	Finley	18	Green	11	Webber	20	Howard	14	15,142
66	3/21	R	L	Atlanta	72-93	13-21	9-23	22-44	L2	Bradley	17	Walker	7	Blaylock	20	Mutombo	18	13,809
67	3/22	H	L	Cleveland	72-75	13-22	9-23	22-45	L3	Finley	22	Green	14	Hill	24	Hill	18	15,102
68	3/25	R	L	Chicago	92-94	13-22	9-24	22-46	L4	Finley	28	Green	13	Mj/Sk	20	Rodman	21	23,854
69	3/26	R	L	Indiana	80-104	13-22	9-25	22-47	L5	Harper	19	Green	7	Hoiberg	21	A. Davis	10	14,503
70	3/29	R	L	Washington	87-94	13-22	9-26	22-48	L6	Finley	25	Green	11	Strickland	21	Webber	18	11,269
71	3/30	R	L	Cleveland	80- 84	13-22	9-27	22-49	L7	Pack	23	Green	9	Brandon	19	Hill	8	15,376
72	4/1	H	L	Detroit	82-100	13-23	9-27	22-50	L8	Mf/Rp	15	Green	10	Hill	35	Hill	18	15,291
73	4/3	R	L	Golden State	90-106	13-23	9-28	22-51	L9	Harper	19	Green	8	Sprewell	25	Smith	12	13,669
74	4/5	R	L	Seattle	84-103	13-23	9-29	22-52	L10	Danilovic	18	Bradley	10	Payton	23	Nm/Ds/Tc	6	17,072
75	4/6	R	L	L.A. Lakers	80- 87	13-23	9-30	22-53	L11	Harper	18	Green	14	Fisher	21	Rooks	11	17,364
76	4/8	H	W	Portland	87-82	14-23	9-30	23-53	W1	Danilovic	22	Green	14	C. Robinson	15	Anderson	8	13,590
77	4/10	H	L	Seattle	82-90	14-24	9-30	23-54	L1	Finley	25	Bradley	8	Hawkins	17	Kemp	9	13,687
78	4/12	H	L	Vancouver	85-96	14-25	9-30	23-55	L2	Pack	22	Bradley	13	Abdur-Rahim	30	Abdur-Rahim	17	14,060
79	4/14	H	L	L.A. Clippers	93-99	14-26	9-30	23-56	L3	Bradley	32	Bradley	16	Martin	21	Vaught	15	15,461
80	4/16	R	W	Minnesota	92-77	14-26	10-30	24-56	W1	Finley	19	Green	14	Garnett	16	Garnett	9	16,444
81	4/18	R	L	Houston	102-112	14-26	10-31	24-57	L1	Danilovic	23	Green	13	Drexler	27	Barkley	18	16,285
82	4/19	H	L	Denver	95-100	14-27	10-31	24-58	L2	Bradley	25	Bradley	16	Hammonds	24	Johnson	26	16,183

1995-1996

TOP ROW L-R HEAD COACH DICK MOTTA, ASSISTANT COACH BRAD DAVIS, ASSISTANT COACH KIP MOTTA, CHEROKEE PARKS, LOREN MEYER, POPEYE JONES, LORENZO WILLIAMS, TERRY DAVIS, DAVID WOOD, DIRECTOR OF PLAYER PERSONNEL KEITH GRANT, PRESIDENT & GENERAL MANAGER NORM SONJU

BOTTOM ROW L-R EQUIPMENT MANAGER KERRY LEATH, ASSISTANT EQUIPMENT MANAGER BEN CARTER, LUCIOUS HARRIS, JIM JACKSON, JASON KIDD, JAMAL MASHBURN, GEORGE MCCLOUD, SCOTT BROOKS, TRAINER DOUG ATKINSON. NOT PICTURED: TONY DUMAS. DID NOT FINISH THE SEASON IN DALLAS: REGGIE SLATER, DONALD HODGE

SEASON NOTEBOOK

Won 26, lost 56 (fifth, Midwest)…the Mavericks were 735-of-2039 (.360) from behind the 3-point stripe, shattering the NBA records for 3-point field goals made and attempted in a season…Dick Motta registered his 900th NBA victory on Dec. 28 when the Mavericks beat the Grizzlies 103-101 on a Tony Dumas buzzer-beater in double-overtime…Jason Kidd became the first Mavericks player to start an All-Star Game when he was elected as a starter by the fans for the Feb. 11 game in San Antonio's Alamodome…overall, the Mavericks lost 212 player games due to injury/illness…leading scorer Jamal Mashburn missed the final 64 games of the season with a knee injury…on 12/6/96, the NBA announced that Roy Tarpley had violated the terms of his after-care agreement and was disqualified from the league.

	G-S	Min	Avg	Fg-Att	Pct	3Fg-Att	Pct	Ft-Att	Pct	Off	Def	Reb	Avg	Ast	Avg	Pf-D	Stl	To	Blk	Pts	Avg	Hi
Mashburn	18-18	669	37.2	145-383	.379	35-102	.343	97-133	.729	37	60	97	5.4	50	2.8	39-0	14	55	3	422	23.4	37
Jackson	82-82	2820	34.4	569-1308	.435	121-333	.363	345-418	.825	173	237	410	5.0	235	2.9	165-0	47	191	22	1604	19.6	38
Mccloud	79-63	2846	36.0	530-1281	.414	257-678	.379	180-224	.804	116	263	379	4.8	212	2.7	212-1	113	166	38	1497	18.9	37
Kidd	81-81	3034	37.5	493-1293	.381	133-396	.336	229-331	.692	203	350	553	6.8	783	9.7	155-0	175	328	26	1348	16.6	37
Dumas	67-12	1284	19.2	274-655	.418	74-207	.357	154-257	.599	58	57	115	1.7	99	1.5	128-0	42	77	13	776	11.6	39
Jones	68-68	2322	34.1	327-733	.446	14-39	.359	102-133	.767	206	477	737	10.8	132	1.9	262-8	54	109	27	770	11.3	24
Harris	61-1	1016	16.7	183-397	.461	47-125	.376	68-87	.782	41	81	122	2.0	79	1.3	56-0	35	46	3	481	7.9	19
Brooks	69-0	716	10.4	134-293	.457	25-62	.403	59-69	.855	11	30	4	0.6	100	1.4	53-0	42	43	3	352	5.1	18
Meyer	72-21	1266	17.6	145-330	.439	3-11	.273	70-102	.686	114	205	319	4.4	57	0.8	224-6	20	67	32	363	5.0	14
Davis	28-0	501	17.9	55-108	.509	0-0	—	27-47	.574	43	74	117	4.2	21	0.8	66-2	10	25	4	137	4.9	15
Parks	64-3	869	13.6	101-247	.409	7-26	.269	41-62	.661	66	150	216	3.4	29	0.5	100-0	25	31	32	250	3.9	25
Wood (Tot)	62-0	772	12.5	75-174	.431	20-62	.323	38-50	.760	51	103	154	2.5	34	0.5	150-5	19	24	10	208	3.4	19
Wood (Dal)	37-0	642	17.4	67-154	.435	19-59	.322	29-40	.725	42	91	133	3.6	27	0.7	118-5	16	19	9	182	4.9	19
Williams	65-61	1806	27.8	87-214	.407	0-1	.000	24-70	.343	234	287	521	8.0	85	1.3	226-9	48	78	122	198	3.0	10
Slater (Tot)*	11-0	72	6.5	14-27	.519	0-0	—	3-7	.429	4	11	15	1.4	2	0.2	11-0	2	9	3	3	2.8	11
Slater (Dal)*	3-0	26	8.7	5-11	.455	0-0	—	1-2	.500	1	4	5	1.7	0	0.0	6-0	0	3	0	11	3.7	11
Hodge*	13-0	113	8.7	9-24	.375	0-0	—	0-0	—	9	13	22	1.7	4	0.3	26-0	1	2	8	18	1.4	8
Mavericks	82	19930	-	3124-7431	.420	735-2039	.360	1426-1975	.722	1408	2379	3787	46.2	1913	23.3	1836-31	642	1270	342	8409	102.5	140
Opponents	82	19930	-	3403-6921	.492	470-1193	.394	1535-2097	.732	1087	2726	3813	46.5	1978	24.1	1841-15	702	1348	531	8811	107.5	13

1995-96 SEASON STATISTICS & RESULTS

No	Date	H-R	W-L	Opponent	Score Dal-Opp	Home Record	Road Record	Total Record	Sk	Dallas Hi Scorer	Pt	Dallas Hi Rebr	Rb	Dallas Hi Scorer	Pt	Opponent Hi Rebr	Rb	Attend
1	11/3	R	W	San Antonio	103- 97	0-0	1-0	1-0	W1	Jk/Jm	27	Jk/Jj	9	Elliott	24	Robinson	10	28,821
2	11/4	H	W	Golden State	99- 84	1-0	1-0	2-0	W2	Jones	24	Williams	15	Th/Ls	18	Js/Rs	9	17,502
3	11/7	H	W	Vancouver	99- 88	2-0	1-0	3-0	W3	Mashburn	16	Parks	10	Benjamin	16	Anthony	6	15,325
4	11/9	H	W	Milwaukee	104- 94	3-0	1-0	4-0	W4	Mashburn	27	Jones	15	Baker	29	Baker	14	15,095
5	11/11	H	L	Atlanta	100-113	3-1	1-0	4-1	L1	Jackson	30	Williams	15	Kn/Al	21	Henderson	13	17,502
6	11/13	R	W	Vancouver	94- 89	3-1	2-0	5-1	W1	Kidd	25	Jones	14	Anthony	19	Gattison	9	17,171
7	11/15	R	L	L.A. Lakers	97-114	3-1	2-1	5-2	L1	Mashburn	32	Williams	9	Ceballos	31	Ceballos	13	11,381
8	11/17	R	L	L.A. Clippers	90-101	3-1	2-2	5-3	L2	Mashburn	26	Lm/Pj/Jk	8	Williams	28	Vaught	11	7,776
9	11/18	R	L	Golden State	108-121	3-1	2-3	5-4	L3	Mashburn	32	Jones	8	Th/Ls	27	Rozier	7	15,025
10	11/21	H	L	Chicago (Ot)	102-108	3-2	2-3	5-5	L4	Kidd	25	Kidd	15	Jordan	36	Pippen	12	17,502
11	11/24	H	L	Denver (Ot)	109-112	3-3	2-3	5-6	L5	Mashburn	37	Williams	13	Abdul-Rauf	39	Mutombo	17	17,502
12	11/28	R	L	Miami	89-111	3-3	2-4	5-7	L6	Mashburn	24	Jones	10	Mourning	38	Willis	13	14,268
13	11/30	R	L	Orlando	96-110	3-3	2-5	5-8	L7	Dumas	22	Davis	10	Scott	29	Grant	13	17,248
14	12/1	R	W	Atlanta	106-98	3-3	3-5	6-8	W1	Mashburn	33	Td/Pj	9	Smith	26	Al/Sa	7	9,9824
15	12/3	R	L	Cleveland	107-108	3-3	3-6	6-9	L1	Mashburn	28	Pj/Gm	8	Brandon	27	Cage	11	16,673
16	12/5	R	L	New York	87-92	3-3	3-7	6-10	L2	Mashburn	21	Mashburn	13	Ewing	22	Ewing	12	19,763
17	12/6	R	L	Philadelphia	87-108	3-3	3-8	6-11	L3	Mashburn	22	Jones	15	Maxwell	25	Weatherspoon	13	10,693
18	12/9	H	L	Washington	94-103	3-4	3-8	6-12	L4	McCloud	19	Lw/Pj	14	Pack	25	Muresan	9	17,502
19	12/12	H	W	Seattle (Ot)	112-101	4-4	3-8	7-12	W1	Dumas	35	Jones	12	Hawkins	24	Kemp	22	16,089
20	12/14	H	L	San Antonio	111-126	4-5	3-8	7-13	L1	McCloud	20	Davis	10	Robinson	33	Perdue	15	17,027
21	12/16	H	L	Phoenix (Ot)	108-111	4-6	3-8	7-14	L2	McCloud	36	Williams	15	Barkley	29	Green	12	17,502
22	12/19	R	L	Chicago	101-114	4-6	3-9	7-15	L3	Dumas	24	Jj/Lm	8	Jordan	32	Rodman	13	23,208
23	12/22	R	L	Indiana	79-90	4-6	3-10	7-16	L4	McCloud	19	Jones	9	Jackson	20	Davis	11	16,533
24	12/23	R	L	Minnesota	98-111	4-6	3-11	7-17	L5	Gm/Jj	22	Jackson	9	Rider	26	Gugliotta	12	16,492
25	12/26	R	L	Denver	102-114	4-6	3-12	7-18	L6	Jackson	31	Jones	12	Ellis	30	Mutombo	18	17,171
26	12/28	H	W	Vancouver (2Ot)	103-101	5-6	3-12	8-18	W1	Jackson	22	Williams	15	Br/Ga	18	Avent	15	17,502
27	12/30	H	L	Houston	102-105	5-7	3-12	8-19	L1	Dumas	27	Jones	11	Olajuwon	35	Olajuwon	11	17,502
28	1/2	H	L	Utah	92-102	5-8	3-12	8-20	L2	Jj/Jk	23	Jones	9	Malone	29	Malone	13	15,899
29	1/4	R	L	Washington	100-112	5-8	3-13	8-21	L3	Jackson	33	Williams	10	Howard	27	Muresan	13	18,756
30	1/5	R	L	New Jersey	99-107	5-8	3-14	8-22	L4	Jackson	32	Williams	8	Gillian	26	Williams	14	13,804
31	1/7	R	W	Boston	117-96	5-8	4-14	9-22	W1	Jackson	30	Williams	16	Radja	28	Radja	13	18,246
32	1/9	H	L	Indiana	84-91	5-9	4-14	9-23	L1	McCloud	25	Jones	28	Smits	20	D. Davis	13	15,843
33	1/12	R	W	Phoenix (Ot)	140-130	5-9	5-14	10-23	W1	Dumas	39	Jones	13	Perry	35	Green	16	19,023
34	1/13	H	L	Charlotte	83-103	5-10	5-14	10-24	L1	McCloud	18	Meyer	11	Johnson	20	Geiger	17	17,502
35	1/15	H	W	Orlando	119-104	6-10	5-14	11-24	W1	Jackson	29	Jones	16	O'Neal	33	O'Neal	8	17,502
36	1/19	H	W	Boston	129-124	7-10	5-14	12-24	W2	Jackson	31	Pj/Gm	9	Wesley	25	Fox	8	17,502
37	1/21	R	L	Seattle	101-108	7-10	5-15	12-25	L1	McCloud	29	Jones	20	Payton	29	Kemp	13	17,072
38	1/23	R	W	Sacramento	111-109	7-10	6-15	13-25	W1	Jackson	30	Lm/Jk	10	Richmond	36	Grant	16	17,317
39	1/25	H	L	Detroit	92-93	7-11	6-15	13-26	L1	McCloud	23	Jk/Lm	8	Mills	24	Mills	9	16,504
40	1/27	H	L	Portland	103-112	7-12	6-15	13-27	L2	Jackson	23	Jones	11	C. Robinson	29	Sabonis	13	17,502
41	1/30	H	W	L.A. Clippers	105-101	8-12	6-15	14-27	W1	Jackson	27	Kidd	16	Vaught	21	Vaught	16	16,446
42	2/1	H	W	Seattle	103-100	9-12	6-15	15-27	W2	Kidd	36	Jones	14	Kemp	22	Kemp	15	15.295
43	2/3	H	L	Minnesota	96-105	9-13	6-15	15-28	L1	Kidd	26	Jones	13	Rider	26	Gugliotta	20	16,415
44	2/5	R	L	Minnesota	92-104	9-13	6-16	15-29	L2	Kidd	22	Jones	13	Laettner	23	Gugliotta	11	13,244
45	2/6	R	L	Milwaukee	111-114	9-13	6-17	15-30	L3	McCloud	36	Meyer	9	Baker	36	Baker	8	13,854
46	2/8	H	W	Utah (2Ot)	136-133	10-13	6-17	16-30	W1	Jackson	38	Jones	9	Malone	36	Keefe	13	15,151
47	2/13	R	L	Houston	106-121	10-13	6-18	16-31	L1	McCloud	23	Jones	12	Cassell	31	Drexler	14	16,285
48	2/15	R	L	Utah	103-106	10-13	6-19	16-32	L2	Kidd	34	Pj/Jj	8	Malone	30	Malone	13	19,911
49	2/16	R	L	L.A. Lakers	114-119	10-13	6-20	16-33	L3	Jackson	31	Pj/Jk	7	Johnson	30	Ceballos	11	17,505
50	2/19	H	L	Golden State	100-112	10-14	6-20	16-34	L4	McCloud	27	Jj/Pj/Lm/Cp	5	Sprewell	22	Seikaly	12	15,493
51	2/21	H	W	Sacramento	93-91	11-14	6-20	17-34	W1	Jackson	21	Williams	20	Richmond	19	Grant	15	14,980
52	2/23	H	L	L.A. Lakers	88-114	11-15	6-20	17-35	L1	Kidd	17	Jk/Cp	10	Ceballos	27	Divac	18	17,502
53	2/25	H	W	Toronto	105-98	12-15	6-20	18-35	W1	Jackson	24	Williams	18	Stoudamire	23	Tabak	16	16,618
54	2/27	H	L	Philadelphia	115-121	12-16	6-20	18-36	L1	McCloud	30	McCloud	12	Weatherspoon	27	Weatherspoon	12	14,811
55	2/29	R	W	Denver	137-120	12-16	7-20	19-36	W1	Jackson	30	Kidd	12	Abdul-Rauf	23	Mutombo	12	16,462
56	3/1	R	W	Vancouver	119-111	12-16	8-20	20-36	W2	McCloud	32	Williams	16	Reeves	23	B. Edwards	13	15,656
57	3/3	H	L	Phoenix	114-121	12-17	8-20	20-37	L1	McCloud	23	Jackson	13	Barkley	26	Barkley	13	17,502
58	3/5	H	W	New Jersey	127-117	13-17	8-20	21-37	W1	McCloud	30	McCloud	12	Bradley	32	Bradley	15	16,522
59	3/7	R	L	Charlotte	105-119	13-17	8-21	21-38	L1	Dumas	23	Kidd	6	Lj/Dc	21	Geiger	15	24,042
60	3/9	R	L	Detroit	91-92	13-17	8-22	21-39	L2	Jackson	28	Williams	14	Thorpe	20	Hill	17	21,464
61	3/10	R	L	Toronto	112-128	13-17	8-23	21-40	L3	Jackson	36	Kidd	10	Stoudamire	25	Tabak	14	21,873
62	3/12	H	L	Miami	118-125	13-18	8-23	21-41	L4	Gm/Jj	28	Jackson	6	Mourning	40	Mourning	13	17,502
63	3/14	R	L	L.A. Clippers	106-110	13-18	8-24	21-42	L5	McCloud	34	Kidd	13	Vaught	20	Vaught	14	14,452
64	3/15	R	L	Seattle	97-120	13-18	8-25	21-43	L6	McCloud	30	Williams	10	Perkins	26	Kemp	12	17,072
65	3/17	R	L	Portland	86-112	13-18	8-26	21-44	L7	Parks	25	Wood	8	C. Robinson	23	Dudley	10	20,324
66	3/19	H	L	Cleveland	72-81	13-19	8-26	21-45	L8	McCloud	18	Williams	10	Ferry	24	Majerle	10	17,121
67	3/22	H	L	Minnesota	84-110	13-20	8-26	21-46	L9	McCloud	22	Jones	10	Rider	31	Gugliotta	17	17,008
68	3/24	H	L	New York	79-85	13-21	8-26	21-47	L10	Jones	17	Jones	17	Ewing	36	Ewing	15	17,502
69	3/25	R	L	Utah	86-103	13-21	8-27	21-48	L11	Brooks	16	Jones	12	Malone	29	Malone	12	19,911
70	3/27	H	W	Houston	117-114	14-21	8-27	22-48	W1	Kidd	22	Jones	12	Bryant	30	Mb/Cj	11	17,502
71	3/29	H	L	San Antonio	104-119	14-22	8-27	22-49	L1	McCloud	30	Kidd	10	Robinson	31	Robinson	15	17,502
72	3/31	H	L	Portland	100-115	14-23	8-27	22-50	L2	Dumas	15	Jones	11	Sabonis	21	Strickland	7	15,902
73	4/2	H	L	Sacramento	97-104	14-24	8-27	22-51	L3	McCloud	26	Williams	12	Grant	25	Smith	10	15,194
74	4/6	H	W	L.A. Clippers	101-96	15-24	8-27	23-51	W1	Jackson	25	Jones	27	Richardson	18	Vaught	11	16,955
75	4/8	R	W	Golden State	104-102	15-24	9-27	24-51	W2	Jackson	24	Jones	13	Smith	26	Smith	11	15,025
76	4/9	R	L	Sacramento	86-95	15-24	9-28	24-52	L1	McCloud	37	Jones	11	Grant	25	Polynice	10	17,317
77	4/11	R	L	Portland	99-114	15-24	9-29	24-53	L2	Jackson	23	Kidd	10	Sabonis	21	Sabonis	15	20,436
78	4/13	R	L	Houston	111-112	15-24	9-30	24-54	L3	Jackson	33	Jones	15	Olajuwon	31	Olajuwon	13	16,285
79	4/16	H	L	L.A. Lakers	113-95	15-25	9-30	24-55	L4	Jones	19	Jones	11	Ceballos	23	Campbell	9	17,502
80	4/18	H	W	Denver	132-98	16-25	9-30	25-55	W1	Jackson	25	Lw/Dw	10	Maclean	29	McDyess	11	15,907
81	4/19	R	L	Phoenix	103-123	16-25	9-31	25-56	L1	Kidd	37	Jones	11	Tisdale	24	Mf/Jw	10	19,023
82	4/21	R	W	San Antonio	103-98	16-25	10-31	26-56	W1	Jackson	35	Jones	12	Robinson	32	Robinson	13	18,174



1994-1995

TOP ROW L-R HEAD COACH DICK MOTTA, ASSISTANT COACH BRAD DAVIS, ASSISTANT COACH KIP MOTTA, POPEYE JONES, DONALD HODGE, ROY TARPLEY, TERRY DAVIS, DOUG SMITH, LORENZO WILLIAMS, DIRECTOR OF PLAYER PERSONNEL KEITH GRANT, CHIEF OPERATING OFFICER/GENERAL MANAGER NORM SONJU

BOTTOM ROW L-R EQUIPMENT MANAGER KERRY LEATH, TONY DUMAS, LUCIOUS HARRIS, SCOTT BROOKS, JIM JACKSON, JASON KIDD, JAMAL MASHBURN, GEORGE MCCLOUD, TRAINER DOUG ATKINSON. DID NOT FINISH THE SEASON IN DALLAS: MORLON WILEY

SEASON NOTEBOOK

Won 36, lost 46 (fifth, Midwest)…the Mavericks finished their 15th NBA season with a 23-game improvement over 1993-94 (when Dallas went 13-69)…the 23-game improvement tied for the sixth-biggest turnaround in NBA history…the Mavericks won 12 more games than they did the previous two seasons combined…Jackson (25.7 ppg, fifth in the NBA prior to his injury) and Jamal Mashburn (24.1 ppg, fifth in the NBA) combined to average 49.8 ppg, the second-highest scoring tandem in the NBA behind Orlando's Shaquille O'Neal and Anfernee Hardaway, who averaged 50.2 ppg…Mashburn (at Chicago on 11/12/94) and Jackson (at Denver on 11/26/94) each scored a club-record 50 points, marking just the sixth time in NBA history for teammates to each score 50-plus points in a game in the same season…Jason Kidd was voted the winner of the Schick NBA Rookie of the Year Award, tying with Grant Hill…Kidd also led the NBA in triple-doubles.

	G-S	Min	Avg	Fg-Att	Pct	3Fg-Att	Pct	Ft-Att	Pct	Off	Def	Reb	Avg	Ast	Avg	Pf-D	Stl	To	Blk	Pts	Avg	Hi
Jackson	51-51	1982	38.9	484-1026	.472	35-110	.318	306-380	.805	120	140	260	5.1	191	3.7	92-0	28	160	12	1309	25.7	50
Mashburn	80-80	2980	37.3	683-1566	.436	113-344	.328	447-605	.739	116	215	331	4.1	298	3.7	190-0	82	235	8	1926	24.1	50
Tarpley	55-1	1354	24.6	292-610	.479	5-18	.278	102-122	.836	142	307	449	8.2	58	1.1	155-2	45	109	55	691	12.6	26
Kidd	79-79	2668	33.8	330-857	.385	70-257	.272	192-275	.698	152	278	430	5.4	607	7.7	146-0	151	250	24	922	11.7	38
Jones	80-80	2385	29.8	372-839	.443	1-12	.083	80-124	.645	329	515	844	10.6	163	2.0	267-5	35	124	27	825	10.3	25
Mccloud	42-3	802	19.1	144-328	.439	34-89	.382	80-96	.833	82	65	147	3.5	53	1.3	71-0	23	40	9	402	9.6	25
Harris	79-31	1695	21.5	280-610	.459	55-142	.387	136-170	.800	85	135	220	2.8	132	1.7	105-0	58	77	14	751	9.5	31
Brooks (Tot)	59-0	808	13.7	126-275	.458	25-69	.362	64-79	.810	14	52	66	1.1	116	2.0	56-0	34	47	4	341	5.8	23
Brooks (Dal)	31-0	622	20.1	91-210	.433	17-52	.327	46-58	.793	13	40	53	0.7	94	3.0	42-0	26	33	3	245	7.9	21
Smith	63-0	826	13.1	131-314	.417	1-12	.083	57-75	.760	43	101	144	2.3	44	0.7	132-1	29	37	26	320	5.1	18
Dumas	58-0	613	10.6	96-250	.384	22-73	.301	50-77	.649	32	30	62	1.1	57	1.0	78-0	13	50	4	264	4.6	24
Williams	82-81	2383	29.1	145-304	.477	0-0	—	38-101	.376	291	399	690	8.4	124	1.5	306-6	52	105	148	328	4.0	19
Hodge	54-0	633	11.7	83-204	.407	4-14	.286	39-51	.765	40	82	122	2.3	41	0.8	107-1	10	39	14	209	3.9	13
Davis	46-2	580	12.6	49-113	.434	0-2	.000	42-66	.636	63	93	156	3.4	10	0.2	76-2	6	30	3	140	3.0	11
Wiley*	38-2	407	10.7	47-111	.423	29-75	.387	7-10	.700	6	33	39	1.0	69	1.8	44-0	21	19	1	130	3.4	14
Mavericks	82	19930	-	3227-7342	.440	386-1200	.322	1622-2210	.734	1514	2433	3947	48.1	1941	23.7	1811-17	579	1345	348	8462	103.2	156
Opponents	82	19930	-	3407-6982	.488	432-1181	.366	1454-1981	.734	1053	2379	3432	41.9	1991	24.3	1925-17	722	1250	502	8700	106.1	147

1994-95 SEASON STATISTICS & RESULTS

No	Date	H-R	W-L	Opponent	Score Dal-Opp	Home Record	Road Record	Total Record	Sk	Dallas Hi Scorer	Pt	Dallas Hi Rebr	Rb	Dallas Hi Scorer	Pt	Opponent Hi Rebr	Rb	Attend
1	11/5	H	W	New Jersey	112-103	1-0	0-0	1-0	W1	Jackson	37	Jones	11	Anderson	30	Coleman	9	17,502
2	11/8	H	L	Denver	107-115	1-1	0-0	1-1	L1	Jackson	37	Jones	15	Rogers	28	Mutombo	14	12,526
3	11/11	R	W	Philadelphia	107-100	1-1	1-0	2-1	W1	Jj/Jm	22	Jones	15	Weatherspoon	27	Bradley	12	10,121
4	11/12	R	W	Chicago	124-120	1-1	2-0	3-1	W2	Mashburn	50	Jones	12	Pippen	26	Perdue	12	22,195
5	11/15	R	L	Miami	102-115	1-1	2-1	3-2	L1	Jackson	25	Jones	10	Willis	24	Willis	8	14,324
6	11/17	H	W	Sacramento	96-94	2-1	2-1	4-2	W1	Mashburn	23	Tarpley	9	Richmond	21	Richmond	9	13,516
7	11/19	H	L	Chicago (Ot)	85-111	2-2	2-1	4-3	L1	Jackson	18	Tarpley	10	Pippen	36	Pippen	14	17,502
8	11/23	R	L	L.A. Lakers	106-118	2-2	2-2	4-4	L2	Mashburn	29	Jones	16	Divac	27	Ceballos	8	11,124
9	11/25	H	W	Portland	101-91	3-2	2-2	5-4	W1	Jackson	31	Jones	16	Cr/Cd	19	Dudley	12	17,502
10	11/26	R	W	Denver (Ot)	124-123	3-2	3-2	6-4	W2	Jackson	50	Williams	11	Rogers	25	Pack	10	17,171
11	11/29	H	W	Minnesota	84-83	4-2	3-2	7-4	W3	Jackson	26	Tarpley	12	West	23	Rooks	12	12,810
12	12/1	H	L	Denver	80-89	4-3	3-2	7-5	L1	Jackson	26	Jones	22	Rogers	20	Mutombo	14	13,929
13	12/3	H	L	Utah	87-112	4-4	3-2	7-6	L2	Jackson	31	Jones	12	Carr	22	Spencer	9	17,502
14	12/6	R	W	San Antonio (Ot)	124-121	4-4	4-2	8-6	W1	Mashburn	34	Jones	17	Robinson	42	Reid	10	14,007
15	12/8	H	L	Washington (Ot)	121-124	4-5	4-2	8-7	L1	Mashburn	45	Jones	19	Webber	23	Webber	14	14,055
16	12/10	H	W	Charlotte	99-86	5-5	4-2	9-7	W1	Mashburn	31	Tarpley	12	Mourning	20	Mourning	11	17,502
17	12/13	H	L	L.A. Lakers	108-115	5-6	4-2	9-8	L1	Mashburn	32	Jm/Pj	11	Van Exel	35	Ceballos	10	15,150
18	12/15	H	W	Boston	122-113	6-6	4-2	10-8	W1	Jackson	40	Jones	20	Wilkins	33	Montross	11	17,502
19	12/17	R	W	L.A. Clippers	106-87	6-6	5-2	11-8	W2	Jackson	31	Tarpley	16	Vaught	23	Vaught	13	17,578
20	12/20	R	W	Golden State	110-107	6-6	6-2	12-8	W3	Mashburn	27	Tarpley	10	Sprewell	28	Seikaly	9	15,025
21	12/22	R	L	Seattle	101-103	6-6	6-3	12-9	L1	Mashburn	24	Tarpley	9	Payton	28	Kemp	10	14,763
22	12/23	R	L	Portland	92-118	6-6	6-4	12-10	L2	Smith	18	Tarpley	8	C. Robinson	31	Dudley	10	12,888
23	12/26	R	L	Phoenix	113-139	6-6	6-5	12-11	L3	Jackson	28	Williams	14	Johnson	20	Barkley	12	19,023
24	12/27	H	L	Phoenix	118-119	6-7	6-5	12-12	L4	Jackson	31	Jones	20	Johnson	28	Barkley	16	17,502
25	12/30	H	W	Golden State	110-94	7-7	6-5	13-12	W1	Tarpley	22	Kidd	12	Seikaly	38	Seikaly	16	17,502
26	1/3	H	L	Houston	98-110	7-8	6-5	13-13	L1	Jackson	27	Tarpley	12	Olajuwon	41	Olajuwon	13	17,502
27	1/5	R	L	Houston	99-108	7-8	6-6	13-14	L2	Jackson	26	Tarpley	13	Olajuwon	33	Ch/Rh	8	16,611
28	1/6	H	W	Indiana	103-92	8-8	6-6	14-14	W1	Jackson	30	Davis	11	Miller	19	Smits	13	17,502
29	1/9	R	L	Utah	90-106	8-8	6-7	14-15	L1	Mashburn	27	Jj/Rt	8	Malone	32	Malone	15	19,911
30	1/11	H	W	L.A. Clippers	98-93	9-8	6-7	15-15	W1	Mashburn	25	Tarpley	10	Vaught	20	Vaught	7	14,957
31	1/12	R	L	Denver	78-94	9-8	6-8	15-16	L1	Jm/Jj	15	Tarpley	9	Rogers	16	Mutombo	12	17,171
32	1/14	H	L	Miami	77-84	9-9	6-8	15-17	L2	Mashburn	17	Kidd	10	Willis	27	Willis	15	17,502
33	1/15	R	W	San Antonio	108-103	9-9	7-8	16-17	W1	Jackson	37	Williams	12	Robinson	43	Robinson	17	16,019
34	1/18	H	L	Orlando	97-108	9-10	7-8	16-18	L1	Mashburn	29	Jones	19	O'Neal	42	O'Neal	10	17,502
35	1/20	H	L	New York	93-106	9-11	7-8	16-19	L2	Jackson	31	Jones	11	Ewing	36	Ewing	12	17,502
36	1/21	H	L	Seattle	91-117	9-12	7-8	16-20	L3	Jackson	25	Pj/Jj/Ds	7	Payton	22	Schrempf	9	17,502
37	1/23	R	L	Utah	111-116	9-12	7-9	16-21	L4	Jackson	34	Williams	10	Malone	28	Malone	11	19,911
38	1/24	R	L	Sacramento (20t)	109-110	9-12	7-10	16-22	L5	Mashburn	35	Williams	13	Richmond	32	Polynice	17	17,317
39	1/27	H	L	Minnesota	94-102	9-13	7-10	16-23	L6	Jackson	24	Mashburn	10	Laettner	21	Laettner	7	17,352
40	1/28	H	L	Sacramento	84-87	9-14	7-10	16-24	L7	Mashburn	21	Jones	17	Grant	23	Grant	11	17,502
41	1/31	R	L	Milwaukee	105-107	9-14	7-11	16-25	L8	Jackson	26	Williams	18	Robinson	38	Baker	13	15,398
42	2/1	R	W	Minnesota	104-83	9-14	8-11	17-25	W1	Mashburn	32	Jones	20	Laettner	26	Laettner	11	14,202
43	2/3	H	L	San Antonio	103-114	9-15	8-11	17-26	L1	Jackson	22	Jones	8	Robinson	20	Rodman	20	17,502
44	2/4	H	W	Utah	119-98	10-15	8-11	18-26	W1	Jackson	30	Pj/Lw	15	Malone	22	Malone	10	17,051
45	2/7	H	L	Phoenix	113-114	10-16	8-11	18-27	L1	Mashburn	35	Williams	16	Barkley	28	Green	8	17,502
46	2/8	R	L	Orlando	92-110	10-16	8-12	18-28	L2	Jones	14	Pj/Td	9	Hardaway	20	O'Neal	10	16,010
47	2/14	H	W	Portland	95-90	11-16	8-12	19-28	W1	Mashburn	27	Williams	12	Strickland	25	Williams	12	14,184
48	2/17	H	L	Atlanta	90-110	11-17	8-12	19-29	L1	Jj/Jm	27	Jones	12	Blaylock	24	Long	12	17,502
49	2/21	R	W	Washington	102-97	11-17	9-12	20-29	W1	Jackson	44	Williams	14	Howard	30	Howard	9	16,053
50	2/23	R	L	Atlanta	92-110	11-17	9-13	20-30	L1	Harris	16	Jones	14	Blaylock	26	Long	11	9,631
51	2/24	R	L	New Jersey	104-114	11-17	9-14	20-31	L2	Mashburn	32	Jones	11	Coleman	23	Williams	14	20,049
52	2/26	R	L	Indiana	92-100	11-17	9-15	20-32	L3	Mashburn	27	Williams	13	Smits	28	D. Davis	8	16,783
53	2/28	H	W	Houston	102-101	12-17	9-15	21-32	W1	Mashburn	22	Williams	13	Drexler	24	Brown	10	17,502
54	3/2	H	W	Cleveland	90-84	13-17	9-15	22-32	W2	Jk/Lh/Rt	18	Jones	15	Mills	16	Mc/Jw	8	12,194
55	3/4	H	L	Detroit	91-98	13-18	9-15	22-23	L1	Mashburn	22	Lw/Rt	9	Dumars	19	Miller	10	17,502
56	3/7	H	L	Denver	96-99	13-19	9-15	22-34	L2	Rt/Jm	26	Tarpley	12	Abdul-Rauf	29	Mutombo	16	14,954
57	3/8	R	L	Utah	87-114	13-19	9-16	22-35	L3	Mashburn	17	Lw/Rt	9	Ac/Jh	19	Keefe	11	19,911
58	3/11	R	L	Houston	102-109	13-19	9-17	22-36	L4	Mashburn	33	Jones	14	Drexler	36	Olajuwon	12	16,611
59	3/13	R	W	Golden State	130-125	13-19	10-17	23-36	W1	Kidd	30	Jones	13	Hardaway	30	Gatling	15	15,025
60	3/14	R	W	Sacramento	91-90	13-19	11-17	24-36	W2	Mashburn	27	Pj/Lw	12	Grant	27	Polynice	18	17,317
61	3/17	H	W	Philadelphia	103-101	14-19	11-17	25-36	W3	Mashburn	31	Williams	16	Weatherspoon	27	Weatherspoon	9	17,502
62	3/18	R	L	San Antonio	106-116	14-19	11-18	25-37	L1	Mashburn	29	Tarpley	13	Robinson	36	Rodman	14	35,888
63	3/20	R	W	Cleveland (20t)	102-100	14-19	12-18	26-37	W1	Mashburn	28	Jones	13	Hill	29	Cage	14	20,562
64	3/22	R	W	Minnesota	99-96	14-19	13-18	27-37	W2	Mashburn	25	Jones	16	Laettner	26	Laettner	12	14,496
65	3/23	R	W	Detroit	102-94	14-19	14-18	28-37	W3	Jones	21	Jones	18	Hill	32	Miller	11	15,861
66	3/25	H	W	Utah	117-110	15-19	14-18	29-37	W4	Mashburn	28	Williams	15	Malone	35	Malone	8	17,502
67	3/28	H	W	Milwaukee	114-93	16-19	14-18	30-37	W5	Mashburn	21	Tarpley	11	Robinson	21	Baker	16	16,138
68	3/30	R	W	Charlotte	125-107	16-19	15-18	31-37	W6	Rt/Pj	22	Jones	11	Hawkins	31	Hh/Am	9	23,698
69	3/31	R	L	New York	90-101	16-19	15-19	31-38	L1	Kidd	17	Jones	13	Ewing	18	Bonner	9	19,763
70	4/2	R	L	Boston	87-94	16-19	15-20	31-39	L2	Mashburn	30	Williams	12	Douglas	27	Radja	11	14,890
71	4/5	H	W	L.A. Lakers	130-111	17-19	15-20	32-39	W1	Mashburn	32	Williams	15	Van Exel	24	Divac	10	17,502
72	4/7	H	W	Minnesota	111-94	18-19	15-20	33-39	W2	Mashburn	31	Williams	16	Laettner	22	Laettner	9	17,502
73	4/8	H	L	Seattle	98-125	18-20	15-20	33-40	L1	Harris	31	Jones	9	Schrempf	22	Sk/Ej	12	17,502
74	4/10	H	L	Golden State	112-123	18-21	15-20	33-41	L2	Mashburn	29	Williams	19	Sprewell	30	Rozier	12	17,063
75	4/11	R	W	Houston (20t)	156-147	18-21	16-20	34-41	W1	Mashburn	42	Jones	21	Cd/Ks	29	Brown	14	16,431
76	4/13	R	L	Seattle	112-133	18-21	16-21	34-42	L1	Dumas	24	Davis	6	Payton	24	Kemp	19	15,900
77	4/15	R	W	Portland	102-90	18-21	17-21	35-42	W1	Mashburn	29	Pj/Lw/Rt	10	C. Robinson	25	Cr/Bw/Cd	7	12,888
78	4/16	R	L	L.A. Lakers	111-125	18-21	17-22	35-43	L1	Mashburn	26	Tarpley	18	Ceballos	33	Divac	13	17,505
79	4/18	H	W	L.A. Clippers	104-91	19-21	17-22	36-43	W1	Mashburn	20	Tarpley	14	Vaught	28	Vaught	17	17,502
80	4/20	H	L	San Antonio	111-112	19-22	17-22	36-44	L1	Tarpley	25	Kidd	12	Robinson	36	Robinson	13	17,502
81	4/21	R	L	Phoenix	99-110	19-22	17-23	36-45	L2	Ds/Jk	14	Tarpley	8	Barkley	22	Barkley	17	19,023
82	4/23	R	L	L.A. Clippers	102-124	19-22	17-24	36-46	L3	Kidd	25	Jones	12	Vaught	26	Vaught	21	16,021



1993-1994

TOP ROW L-R HEAD COACH QUINN BUCKNER, ASSISTANT COACH TOM NEWELL, LORENZO WILLIAMS, DOUG SMITH, DONALD HODGE, GREG DREILING, SEAN ROOKS, TERRY DAVIS, ASSISTANT COACH RANDY WITTMAN, ASSISTANT COACH GREG BALLARD, VICE PRESIDENT/ BASKETBALL OPERATIONS RICK SUND, CHIEF OPERATING OFFICER/GENERAL MANAGER NORM SONJU

BOTTOM ROW L-R EQUIPMENT MANAGER KERRY LEATH, RANDY WHITE, POPEYE JONES, LUCIOUS HARRIS, JAMAL MASHBURN, JIM JACKSON, TIM LEGLER, FAT LEVER, TONY CAMPBELL, MORLON WILEY, TRAINER DOUG ATKINSON. DID NOT FINISH THE SEASON IN DALLAS: CHUCKY BROWN, DEREK HARPER, DARREN MORNINGSTAR

SEASON NOTEBOOK

Won 13, lost 69 (sixth, Midwest)…Dallas won its final two games, four of its last seven and five of its last 11…Dallas was 0-13 in March (the first month in franchise history without a win) before rebounding to go 5-8 in April…the Mavericks were one of just two clubs with two players in the top 18 in scoring (the Clippers were the other) as Jim Jackson and Jamal Mashburn each averaged 19.2 ppg to tie for 18th in the NBA…Dallas set a club record with 767 steals, breaking the club record of 688 steals by the 1986-87 Midwest Division Championship club…Mashburn and Popeye Jones each participated in the Schick Rookie Game on All-Star Saturday…Jones' 7.5 rebounds per game was the highest rookie rebound average ever by a Maverick…Dallas allowed 103.8 ppg, down 10.7 ppg from their opponents' average in the previous season.

	G-S	Min	Avg	Fg-Att	Pct	3Fg-Att	Pct	Ft-Att	Pct	Off	Def	Reb	Avg	Ast	Avg	Pf-D	Stl	To	Blk	Pts	Avg	Hi
Jackson	82-82	3066	37.4	637-1432	.445	17-60	.283	285-347	.821	169	219	388	4.7	374	4.6	161-0	87	334	25	1576	19.2	37
Mashburn	79-73	2896	36.7	561-1382	.406	85-299	.284	306-438	.699	107	246	353	4.5	266	3.4	205-0	89	245	14	1513	19.2	37
Rooks	47-28	1255	26.7	193-393	.491	0-1	.000	150-210	.714	84	175	259	5.5	49	1.0	109-0	21	80	44	536	11.4	26
Campbell (Tot)	63-14	1214	19.3	227-512	.443	7-28	.250	94-120	.783	76	110	186	3.0	82	1.3	134-1	50	84	15	555	8.8	22
Campbell (Dal)	41-3	835	20.4	164-384	.427	6-25	.240	64-83	.771	48	78	126	3.1	51	1.2	75-0	30	55	14	398	9.7	22
Smith	79-42	1684	21.3	295-678	.435	2-9	.222	106-127	.835	114	235	349	4.4	119	1.5	287-3	82	93	38	698	8.8	36
Legler	79-0	1322	16.7	231-528	.438	52-139	.374	142-169	.840	36	92	128	1.6	120	1.5	133-0	52	60	13	656	8.3	25
Lever	81-54	1947	24.0	227-557	.408	26-74	.351	75-98	.765	83	200	283	3.5	213	2.6	155-1	159	88	15	555	6.9	16
White	18-3	320	17.8	45-112	.402	6-20	.300	19-33	.576	30	53	83	4.6	11	0.6	46-0	10	18	10	115	6.4	17
Jones	81-47	1773	21.9	195-407	.479	0-1	.000	78-107	.729	299	306	605	7.5	99	1.2	246-2	61	94	31	468	5.8	16
Harris	77-0	1165	15.1	162-385	.421	7-33	.212	87-119	.731	45	112	157	2.0	106	1.4	117-0	49	78	10	418	5.4	20
Davis	15-5	286	19.1	24-59	.407	0-0	—	8-12	.667	30	44	74	4.9	6	0.4	27-0	9	5	1	56	3.7	10
Williams (Tot)	38-11	716	18.8	49-110	.445	0-0	—	12-28	.429	95	122	217	5.7	25	0.7	92-0	18	22	46	110	2.9	11
Williams (Dal)	34-11	678	19.9	48-103	.466	0-0	—	12-28	.429	92	117	209	6.1	23	0.7	87-0	15	21	41	108	3.2	11
Hodge	50-0	428	18.6	46-101	.455	0-0	—	44-52	.846	46	49	95	1.9	32	0.6	66-1	15	30	13	136	2.7	12
Dreiling	54-19	685	12.7	52-104	.500	1-1	1.000	27-38	.711	47	123	170	3.1	31	0.6	159-5	16	43	24	132	2.4	9
Wiley (Tot)	16-0	158	19.9	9-29	.310	3-10	.300	0-0	—	0	10	10	0.6	23	1.4	21-0	15	17	0	21	1.3	5
Wiley (Dal)	12-0	124	10.3	6-21	.286	2-6	.333	0-0	—	0	6	6	0.5	16	1.3	17-0	13	11	0	14	1.2	5
Harper*	28-28	893	31.9	130-342	.380	37-105	.352	28-50	.560	10	45	55	2.0	98	3.5	46-0	45	54	4	325	11.6	33
Morningstar*	22-15	363	16.5	38-81	.469	0-0	—	18-30	.600	31	49	80	3.6	15	0.7	69-1	14	19	2	94	4.3	11
Brown*	1-0	10	10.0	1-1	1.000	0-0	—	1-1	1.000	0	1	1	1.0	0	0.0	2-0	0	0	0	3	3.0	3
MAVERICKS	82	19730		3055-7070	.432	241-773	.312	1450-1942	.747	1271	2150	3421	41.7	1629	19.9	2007-13	767	1393	299	7801	95.1	116
OPPONENTS	82	19730		3212-6508	.494	249-688	.362	1841-2498	.737	1101	2503	3604	44.0	1970	24.0	1649-7	782	1428	507	8514	103.8	126

1993-94 SEASON STATISTICS & RESULTS

No	Date	H-R	W-L	Opponent	Score Dal-Opp	Home Record	Road Record	Total Record	Sk	Dallas Hi Scorer	Pt	Dallas Hi Rebr	Rb	Dallas Hi Scorer	Pt	Opponent Hi Rebr	Rb	Attend
1	11/5	R	L	Utah	86-102	0-0	0-1	0-1	L1	Mashburn	22	Hodge	10	K. Malone	29	K. Malone	11	19,911
2	11/6	H	L	Golden State	89- 93	0-1	0-1	0-2	L2	Jackson	20	Mashburn	9	Sprewell	23	Grayer	10	13,195
3	11/9	H	L	New Jersey	80- 86	0-2	0-1	0-3	L3	Jackson	23	Jones	17	Coleman	28	Coleman	9	11,561
4	11/12	R	W	Minnesota	115- 99	0-2	1-1	1-3	W1	Mashburn	36	Jones	6	Laettner	26	Laettner	7	18,346
5	11/13	H	L	Utah	100-101	0-3	1-1	1-4	L1	Jm/Lh	20	Jones	13	J. Malone	25	K. Malone	10	13,187
6	11/16	H	L	New York	90-103	0-4	1-1	1-5	L2	Jackson	21	Mashburn	6	Starks	18	Ewing	12	12,918
7	11/18	R	L	L.A. Clippers	84- 88	0-4	1-2	1-6	L3	Jackson	18	Jones	12	Harper	28	Rh/Lv	9	8,362
8	11/19	R	L	Seattle	87-116	0-4	1-3	1-7	L4	Mashburn	24	Jones	9	Kemp	24	Kemp	9	14,253
9	11/21	R	L	Portland	90-103	0-4	1-4	1-8	L5	Mashburn	21	Dm/Pj	9	Drexler	20	C. Robinson	11	12,888
10	11/23	H	L	L.A. Clippers	98-105	0-5	1-4	1-9	L6	Mashburn	20	Jm/Pj/Ds	8	Harper	32	Vaught	11	12,290
11	11/26	H	L	Chicago	85-108	0-6	1-4	1-10	L7	Mashburn	21	Jones	7	Armstrong	26	Grant	13	17,502
12	11/27	R	L	San Antonio	80-104	0-6	1-5	1-11	L8	Jm/Tl/Sr	14	Rooks	9	Robinson	28	Rodman	20	18,066
13	11/30	R	L	Golden State	91-103	0-6	1-6	1-12	L9	Mashburn	26	Jackson	9	Sprewell	23	Houston	7	15,025
14	12/1	R	L	L.A. Lakers	91-124	0-6	1-7	1-13	L10	Jackson	16	Jones	10	Campbell	18	Divac	8	10,319
15	12/3	H	L	Milwaukee	106-107	0-7	1-7	1-14	L11	Mashburn	28	Mashburn	8	Brickowski	30	Aa/Kn	7	11,690
16	12/5	R	L	Denver	110-115	0-7	1-8	1-15	L12	Mashburn	28	Jones	8	Abdul-Rauf	22	Mutombo	23	13,991
17	12/7	H	L	Miami	101-106	0-8	1-8	1-16	L13	Harper	33	Jones	13	Rice	29	Seikaly	12	10,784
18	12/9	H	L	Seattle	93-125	0-9	1-8	1-17	L14	Dh/Jj	20	Jones	9	Gill	23	Schrempf	8	13,112
19	12/11	H	L	Phoenix	103-114	0-10	1-8	1-18	L15	Mashburn	25	Mashburn	13	K. Johnson	25	Barkley	13	17,502
20	12/14	H	L	Portland (Ot)	93-100	0-11	1-8	1-19	L16	Harper	21	Jones	18	Drexler	25	Williams	16	10,144
21	12/16	H	L	San Antonio	89-103	0-12	1-8	1-20	L17	Jackson	18	Rooks	8	Robinson	30	Rodman	18	11,146
22	12/18	R	L	Houston	93-104	0-12	1-9	1-21	L18	Mashburn	30	Jones	10	Olajuwon	28	Thorpe	15	15,798
23	12/20	R	L	New York	92-101	0-12	1-10	1-22	L19	Harper	16	Rooks	10	Ewing	21	Oakley	11	19,763
24	12/22	R	L	Milwaukee	86- 96	0-12	1-11	1-23	L20	Mashburn	29	Jm/Ds	8	Day	21	Norman	13	15,032
25	12/23	R	W	Minnesota	93- 89	0-12	2-11	2-23	W1	Jackson	28	Mashburn	13	Williams	33	Laettner	7	17,940
26	12/28	H	L	Denver	85- 97	0-13	2-11	2-24	L1	Rooks	25	Jones	16	Stith	21	Mutombo	12	14,136
27	1/2	R	L	Sacramento	116-119	0-13	2-12	2-25	L2	Mashburn	30	Jones	7	Simmons	25	Simmons	10	17,317
28	1/3	R	L	Utah	85-115	0-13	2-13	2-26	L3	Jackson	23	Mashburn	9	Chambers	20	Spencer	10	19,911
29	1/5	H	L	Houston	102-114	0-14	2-13	2-27	L4	Mashburn	37	Jones	11	Olajuwon	37	Olajuwon	14	11,721
30	1/7	H	L	Philadelphia	93-103	0-15	2-13	2-28	L5	Jackson	23	Davis	9	Barros	26	Weatherspoon	14	11,848
31	1/8	R	L	Chicago	81-100	0-15	2-14	2-29	L6	Jackson	25	Smith	9	Pippen	20	Grant	11	18,392
32	1/12	H	L	Minnesota	85-103	0-16	2-14	2-30	L7	Jackson	24	Pj/Sr	8	Dw/Ir	23	Tf/Ll	9	10,550
33	1/14	R	L	Atlanta	96-113	0-16	2-15	2-31	L8	Legler	21	Jones	9	Willis	26	Willis	9	11,217
34	1/15	H	L	San Antonio	87-104	0-17	2-15	2-32	L9	Mashburn	26	Rooks	8	Dr/Tc	20	Rodman	19	14,061
35	1/18	R	L	Phoenix	103-113	0-17	2-16	2-33	L10	Rooks	21	Ds/Pj	9	Majerle	27	Miller	11	19,023
36	1/19	H	L	Boston	84- 89	0-18	2-16	2-34	L11	Jackson	27	Jones	13	Parish	17	Parish	10	11,161
37	1/21	H	L	Seattle	87- 91	0-19	2-16	2-35	L12	Jackson	29	Jones	12	Schrempf	22	Kemp	12	14,101
38	1/22	R	L	San Antonio	83-103	0-19	2-17	2-36	L13	Legler	13	Jones	8	Robinson	23	Rodman	32	19,003
39	1/24	R	L	Boston	102-110	0-19	2-18	2-37	L14	Mashburn	27	Sr/Fl	10	Fox	22	McDaniel	11	14,890
40	1/26	R	L	Philadelphia	90-104	0-19	2-19	2-38	L15	Mashburn	20	Davis	8	Barros	22	Weatherspoon	10	6,845
41	1/27	R	L	Washington	95- 98	0-19	2-20	2-39	L16	Jackson	21	Jackson	8	Gugliotta	23	Gugliotta	10	13,116
42	1/29	H	W	Sacramento	108-101	1-19	2-20	3-39	W1	Jackson	24	White	14	Richmond	34	Wilson	10	12,157
43	1/31	H	L	Atlanta	85- 90	1-20	2-20	3-40	L1	Smith	22	Davis	10	Wilkins	24	Willis	16	10,420
44	2/2	R	W	Minnesota	92- 88	1-20	3-20	4-40	W1	Mashburn	26	Mashburn	9	Rider	22	Laettner	9	17,665
45	2/4	H	L	L.A. Lakers	87- 95	1-21	3-20	4-41	L1	Mashburn	22	Mashburn	11	Lynch	26	Divac	19	15,482
46	2/6	R	L	Denver	89- 99	1-21	3-21	4-42	L2	Mashburn	17	4 Tied	6	Ellis	21	Mutombo	14	15,389
47	2/8	H	W	Minnesota (Ot)	108-105	2-21	3-21	5-42	W1	Jm/Jj	24	Rw/Pj	8	West	24	Maxey	14	10,705
48	2/10	H	W	Washington	87- 77	3-21	3-21	6-42	W2	Mashburn	16	Jackson	8	Gugliotta	18	Gugliotta	13	10,176
49	2/15	H	L	Portland	103-106	3-22	3-21	6-43	L1	Mashburn	26	Jones	12	Drexler	26	Williams	16	10,852
50	2/17	H	L	Indiana	73- 84	3-23	3-21	6-44	L2	Mashburn	17	Jones	11	Miller	22	D. Davis	16	10,322
51	2/19	H	L	Detroit	96-105	3-24	3-21	6-45	L3	Jm/Jj	18	Jones	13	Dumars	40	Anderson	17	16,102
52	2/21	R	W	Detroit	98- 88	3-24	4-21	7-45	W1	Mashburn	23	Jones	11	Mills	25	Mills	13	16,427
53	2/22	R	L	Indiana	101-107	3-24	4-22	7-46	L1	Jackson	23	Jones	7	Smits	27	Smits	11	12,587
54	2/24	R	W	Charlotte	115-110	3-24	5-22	8-46	W1	Mashburn	37	Jones	7	Johnson	23	Johnson	10	23,698
55	2/26	R	L	Cleveland	99-110	3-24	5-23	8-47	L1	Mashburn	25	Williams	11	Hill	24	Hill	12	19,372
56	2/27	R	L	New Jersey	90-117	3-24	5-24	8-48	L2	Mashburn	32	Mashburn	10	Morris	27	Coleman	10	12,344
57	3/3	H	L	Orlando	94-107	3-25	5-24	8-49	L3	Jackson	21	Jm/Dh	5	O'Neal	43	O'Neal	16	17,502
58	3/5	H	L	Utah	90-103	3-26	5-24	8-50	L4	Mashburn	22	Williams	13	K. Malone	34	K. Malone	13	14,144
59	3/8	H	L	L.A. Clippers	110-116	3-27	5-24	8-51	L5	Jackson	31	Williams	9	Harper	36	Outlaw	9	10,784
60	3/10	R	L	L.A. Lakers	101-106	3-27	5-25	8-52	L6	Jackson	21	Jones	12	Divac	22	Divac	17	11,149
61	3/11	R	L	L.A. Clippers	96-106	3-27	5-26	8-53	L7	Jackson	37	Jackson	12	Wilkins	31	Harper	10	10,226
62	3/13	H	L	Houston	93-100	3-28	5-26	8-54	L8	Jackson	30	Lever	10	Maxwell	27	Thorpe	15	12,525
63	3/16	R	L	Orlando	98-100	3-28	5-27	8-55	L9	Mashburn	34	Williams	10	O'Neal	34	O'Neal	21	15,291
64	3/17	R	L	Miami	98-115	3-28	5-28	8-56	L10	Jackson	25	Williams	9	Seikaly	28	Seikaly	14	14,920
65	3/19	H	L	Golden State	107-116	3-29	5-28	8-57	L11	Jackson	31	Williams	10	Sprewell	24	Gatling	15	16,101
66	3/23	H	L	L.A. Lakers	109-112	3-30	5-28	8-58	L12	Smith	36	Smith	7	Van Exel	28	Campbell	13	12,484
67	3/25	R	L	Phoenix	94- 99	3-30	5-29	8-59	L13	Jackson	31	Smith	9	K. Johnson	28	Barkley	14	19,023
68	3/26	R	L	Denver	101-112	3-30	5-30	8-60	L14	Jackson	20	Smith	11	Mutombo	27	Mutombo	19	17,171
69	3/29	H	L	San Antonio	92-117	3-31	5-30	8-61	L15	Mashburn	24	Rooks	9	Robinson	37	Rodman	20	13,174
70	4/1	H	L	Charlotte	104-106	3-32	5-30	8-62	L16	Sr/Jj	19	Jones	11	Mourning	25	Mourning	13	15,307
71	4/2	H	L	Cleveland	88- 95	3-33	5-30	8-63	L17	Smith	23	Jackson	10	Price	24	Williams	18	11,505
72	4/5	R	W	Sacramento	88- 80	3-33	6-30	9-63	W1	Smith	18	Rooks	10	Richmond	22	Polynice	16	17,317
73	4/7	R	L	Utah	82- 99	3-33	6-31	9-64	L1	Jm/Sr	14	Williams	9	K. Malone	25	Spencer	14	19,911
74	4/8	R	L	Seattle	93-111	3-33	6-32	9-65	L2	Mashburn	27	Williams	7	Payton	22	Kemp	13	14,551
75	4/11	R	L	Golden State	108-122	3-33	6-33	9-66	L3	Jackson	25	Ds/Sr	7	Sprewell	33	Owens	11	15,025
76	4/12	R	W	Portland	108-107	3-33	7-33	10-66	W1	Jackson	24	Jones	14	Drexler	29	Cr/Cd	8	12,888
77	4/15	H	W	Denver	99- 97	4-33	7-33	11-66	W2	Rooks	24	Jones	14	Ellis	23	Le/Dm	11	12,048
78	4/16	H	L	Sacramento	98-106	4-34	7-33	11-67	L1	Jackson	20	Jones	13	Tisdale	32	Polynice	10	12,376
79	4/18	H	L	Phoenix	97-106	4-35	7-33	11-68	L2	Jackson	30	Jm/Jj	8	Barkley	28	Green	14	13,931
80	4/21	R	L	Houston	100-126	4-35	7-34	11-69	L3	Jackson	14	Williams	9	Olajuwon	21	Olajuwon	14	14,081
81	4/22	H	W	Houston	107- 95	5-35	7-34	12-69	W1	Mashburn	28	Rooks	10	Ot/Ks	19	Thorpe	15	13,865
82	4/24	H	W	Minnesota	116-102	6-35	7-34	13-69	W2	Campbell	22	Fl/Ds	9	Rider	25	Brown	9	11,843

1992-1993

TOP ROW L-R HEAD COACH GAR HEARD, ASSISTANT COACH CLIFFORD RAY, RANDY WHITE, DOUG SMITH, DONALD HODGE, SEAN ROOKS, TERRY DAVIS, RADISAV CURCIC, DEXTER CAMBRIDGE, ASSISTANT COACH BRAD DAVIS, VICE PRESIDENT/BASKETBALL OPERATIONS RICK SUND, CHIEF OPERATING OFFICER/GM NORM SONJU
BOTTOM ROW L-R EQUIPMENT MANAGER KERRY LEATH, WALTER BOND, FAT LEVER, TIM LEGLER, DEREK HARPER, JIM JACKSON, MORLON WILEY, BRIAN HOWARD, MIKE IUZZOLINO, TRAINER DOUG ATKINSON. DID NOT FINISH THE SEASON IN DALLAS: STEPHEN BARDO, TRACY MOORE, WALTER PALMER, LAMONT STROTHERS

SEASON NOTEBOOK

Won 11, lost 71 (sixth, Midwest)…their worst record ever (previous mark was 15-67 in the 1980-81 charter season)…the Mavericks were 7-14 over their final 21 games…Dallas started the season 0-29 on the road, but rallied to win four of their last 12 games away from Reunion…Jim Jackson joined Shaquille O'Neal and Alonzo Mourning as the only rookies with streaks of seven or more consecutive games with 20-plus points…overall, six of Dallas' 11 wins came against clubs that finished the season with winning records…on March 4, the Mavericks introduced 10-year NBA veteran Quinn Buckner as head coach beginning at the end of the 1992-93 season…Gar Heard served as interim coach following the dismissal of Richie Adubato on January 13…the Mavericks used a club-record 28 starting lineups (breaking the club record of 18 in 1991-92).

	G-S	Min	Avg	Fg-Att	Pct	3Fg-Att	Pct	Ft-Att	Pct	Off	Def	Reb	Avg	Ast	Avg	Pf-D	Stl	To	Blk	Pts	Avg	Hi
Harper	62-60	2108	34.0	393-939	.419	101-257	.393	239-316	.756	42	81	123	2.0	334	5.4	145-1	80	136	16	1126	18.2	35
Jackson	28-28	938	33.5	184-466	.395	21-73	.288	68-92	.739	42	80	122	4.4	131	4.7	80-0	40	115	11	457	16.3	32
Rooks	72-68	2087	29.0	368-747	.493	0-2	.000	234-389	.602	196	340	536	7.4	95	1.3	204-2	38	160	81	970	13.5	26
Davis	75-74	2462	32.8	393-863	.455	2-8	.250	167-281	.594	259	442	701	9.3	68	0.9	199-3	36	160	28	955	12.7	35
Smith	61-42	1524	25.0	289-666	.434	0-4	.000	56-74	.757	96	232	328	5.4	104	1.7	280-12	48	115	52	634	10.4	27
White	64-20	1433	22.4	235-540	.435	10-42	.238	138-184	.750	154	216	370	5.8	49	0.8	226-4	63	108	45	618	9.7	31
Legler (Tot)	33-0	635	19.2	105-241	.436	22-65	.338	57-71	.803	25	34	59	1.8	46	1.4	63-0	24	28	6	289	8.8	20
Legler (Dal)	30-0	630	21.0	104-238	.437	22-65	.338	57-71	.803	25	33	58	1.9	46	1.5	63-0	24	28	6	287	9.6	20
Iuzzolino	70-23	1769	25.3	221-478	.462	54-144	.375	114-149	.765	31	109	140	2.0	328	4.7	101-0	49	129	6	610	8.7	23
Bond	74-38	1578	21.3	227-565	.402	7-42	.167	129-167	.772	52	144	196	2.6	122	1.6	223-3	75	112	18	590	8.0	25
Cambridge	53-13	885	16.7	151-312	.484	0-4	.000	68-99	.687	88	79	167	3.2	58	1.1	128-1	24	63	6	370	7.0	16
Howard	68-22	1295	19.0	183-414	.442	1-7	.143	72-94	.766	66	146	212	3.1	67	1.0	217-8	55	68	34	439	6.5	18
Hodge	79-8	1267	16.0	161-400	.403	0-0	—	71-104	.683	93	201	294	3.7	75	0.9	204-2	33	90	37	393	5.0	14
Wiley (Tot)	58-15	995	17.2	96-254	.378	54-154	.351	17-26	.654	29	62	91	1.6	181	3.1	127-2	65	80	3	263	4.5	15
Wiley (Dal)	33-13	641	19.4	70-173	.405	39-103	.379	12-18	.667	20	36	56	1.7	100	3.0	78-2	39	51	1	191	5.8	15
Curcic*	20-0	166	8.3	16-41	.390	0-0	—	26-36	.722	17	32	49	2.5	12	0.6	30-0	7	8	2	58	2.9	11
Moore*	39-1	510	13.1	103-249	.414	23-67	.343	53-61	.869	23	29	52	1.3	47	1.2	54-0	21	32	4	282	7.2	20
Strothers*	9-0	138	15.3	20-61	.328	2-13	.154	8-10	.800	8	6	14	1.6	13	1.4	13-0	8	15	0	50	5.6	10
Palmer*	20-0	124	6.2	27-57	.474	0-0	—	6-9	.667	12	32	44	2.2	5	0.3	29-0	1	10	5	60	3.0	18
Bardo*	23-0	175	7.6	19-62	.306	1-6	.167	12-17	.706	10	27	37	1.6	29	1.3	28-0	8	17	3	51	2.2	6
Mavericks	82	-	240.6	3164-7271	.435	283-837	.338	1530-2171	.705	1234	2265	3499	42.7	1683	20.5	2302-38	649	1459	355	8141	99.3	128
Opponents	82	-	240.6	3401-6783	.501	234-653	.358	2351-3071	.766	1063	2740	3803	46.4	2047	25.0	1861-81	802	1273	520	9387	114.5	139

1992-93 SEASON STATISTICS & RESULTS

No	Date	H-R	W-L	Opponent	Score Dal-Opp	Home Record	Road Record	Total Record	Sk	Dallas Hi Scorer	Pt	Dallas Hi Rebr	Rb	Dallas Hi Scorer	Pt	Opponent Hi Rebr	Rb	Attend
1	11/7	H	L	Utah	106-122	0-1	0-0	0-1	L1	Harper	26	Iuzzolino	6	K. Malone	31	Benoit	14	12,514
2	11/10	R	L	Minnesota	104-118	0-1	0-1	0-2	L2	Bond	25	Ds/Doh/Tm	6	Person	24	Laettner	12	18,202
3	11/11	H	L	Milwaukee	116-124	0-2	0-1	0-3	L3	Harper	21	Davis	11	Edwards	31	Avent/Fb	8	11,276
4	11/14	H	W	Atlanta	113-105	1-2	0-1	1-3	W1	Davis	35	Davis	17	Wilkins	32	Dw/Kw	14	13,488
5	11/17	R	L	Charlotte	111-134	1-2	0-2	1-4	L1	Smith	17	Sr/Rw	9	Johnson	21	Mourning	14	23,698
6	11/19	R	L	San Antonio	95-123	1-2	0-3	1-5	L2	Harper	24	Td/Sr/Wb/Dh	5	Elliott	26	Green	9	16,057
7	11/21	H	L	Cleveland	108-119	1-3	0-3	1-6	L3	Harper	25	Davis	10	Ln/Mp	26	Lm/Jw	7	13,805
8	11/25	H	L	L.A. Clippers	112-130	1-4	0-3	1-7	L4	Rooks	22	Davis	9	Manning	31	Norman	9	11,433
9	11/27	H	L	Seattle	104-127	1-5	0-3	1-8	L5	Harper	21	Davis	14	Payton	31	Kemp	16	13,257
10	11/29	R	L	L.A. Lakers	85-114	1-5	0-4	1-9	L6	Tm/Bh	14	Davis	12	Divac	20	Green	14	13,855
11	12/1	R	L	Utah	101-116	1-5	0-5	1-10	L7	Td/Tm	20	Palmer	11	K. Malone	27	K. Malone	13	19,452
12	12/3	R	L	Seattle	108-125	1-5	0-6	1-11	L8	Moore	20	Smith	9	Kemp	17	Kemp	8	7,949
13	12/5	H	L	Houston	96-117	1-6	0-6	1-12	L9	Harper	23	Td/Bh	7	Olajuwon	26	Thorpe	8	14,096
14	12/8	H	L	Miami	112-126	1-7	0-6	1-13	L10	Harper	27	Rooks	12	Long	21	Seikaly	13	11,201
15	12/10	H	L	Minnesota	88-111	1-8	0-6	1-14	L11	Davis	21	Davis	12	Person	26	Longley	9	11,124
16	12/12	H	L	San Antonio	91-113	1-9	0-6	1-15	L12	Harper	25	Rooks	16	Robinson	22	Reid	15	13,903
17	12/16	H	W	L.A. Lakers	102-95	2-9	0-6	2-15	W1	Rooks	22	Sr/Bh	9	Threatt	23	Divac	9	13,358
18	12/18	R	L	San Antonio	101-122	2-9	0-7	2-16	L1	Harper	23	Td/Rw	12	Elliott	41	Smith	12	16,057
19	12/19	R	L	Houston	93-112	2-9	0-8	2-17	L2	Smith	27	Davis	11	Ot/Ho	18	Olajuwon	12	11,426
20	12/22	R	L	L.A. Clippers	94-108	2-9	0-9	2-18	L3	Td/Dh	20	Davis	11	Harper	25	M. Jackson	12	9,137
21	12/23	R	L	Golden State	97-111	2-9	0-10	2-19	L4	Harper	25	Smith	11	Hardaway	23	Hill	15	15,025
22	12/26	H	L	Golden State	96-110	2-10	0-10	2-20	L5	Bond	20	Smith	11	Hardaway	31	Hill	13	13,155
23	12/29	R	L	Sacramento	81-139	2-10	0-11	2-21	L6	White	15	Bond	7	Bonner	23	Bonner	11	17,317
24	12/30	R	L	Portland	92-111	2-10	0-12	2-22	L7	Smith	20	Davis	9	Porter	20	Williams	12	12,888
25	1/2	R	L	Minnesota	71-103	2-10	0-13	2-23	L8	Bond	16	Smith	12	Laettner	26	McCann	10	18,106
26	1/5	H	L	Portland	95-109	2-11	0-13	2-24	L9	Davis	22	Davis	14	Kersey	17	Bryant	10	12,227
27	1/7	H	L	Phoenix	107-111	2-12	0-13	2-25	L10	Harper	31	Rooks	11	Barkley	32	Barkley	14	13,760
28	1/9	H	L	Utah	102-126	2-13	0-13	2-26	L11	Iuzzolino	18	White	8	J. Malone	27	K. Malone	13	12,969
29	1/11	H	L	Charlotte	113-132	2-14	0-13	2-27	L12	Rooks	20	Davis	9	Johnson	24	Mourning	10	13,285
30	1/13	R	L	Detroit	96-112	2-14	0-14	2-28	L13	Davis	17	Davis	14	Thomas	20	Rodman	18	21,454
31	1/15	H	L	New York	93-107	2-15	0-14	2-29	L14	Harper	28	Davis	11	Rb/Js	18	Pe/Am	9	14,445
32	1/16	R	L	Denver	91-106	2-15	0-15	2-30	L15	Harper	35	Davis	10	Pack	19	Mutombo	16	14,568
33	1/19	H	W	Detroit	113-103	3-15	0-15	3-30	W1	Harper	26	Davis	18	Thomas	19	Laimbeer	14	11,498
34	1/21	H	L	Denver	94-110	3-16	0-15	3-31	L1	Moore	16	Davis	19	Jackson	24	Ellis	16	11,133
35	1/23	R	L	Orlando	106-127	3-16	0-16	3-32	L2	Harper	18	Td/Rw	8	O'Neal	38	O'Neal	13	15,151
36	1/24	R	L	Miami	106-122	3-16	0-17	3-33	L3	Harper	24	Davis	12	Rice	31	Seikaly	12	15,008
37	1/26	H	L	Chicago	88-123	3-17	0-17	3-34	L4	Moore	13	White	7	Sp/Sk	19	Sp/Sk	11	17,502
38	1/29	H	L	Sacramento	120-130	3-18	0-17	3-35	L5	Harper	28	Davis	17	Simmons	35	Rambis	10	11,410
39	1/30	R	L	Phoenix	105-126	3-18	0-18	3-36	L6	White	30	Davis	17	Majerle	30	Barkley	14	19,023
40	2/1	H	L	New Jersey	96-115	3-19	0-18	3-37	L7	Rooks	21	Td/Sr	12	Coleman	27	Bowie	9	10,452
41	2/3	H	L	Houston	102-119	3-20	0-18	3-38	L8	Harper	27	Davis	16	Olajuwon	30	Olajuwon	18	10,771
42	2/5	H	W	Indiana	105-104	4-20	0-18	4-38	W1	Rooks	26	Davis	16	Miller	30	Schrempf	16	11,715
43	2/6	R	L	Denver	93-111	4-20	0-19	4-39	L1	White	15	Smith	10	Williams	23	Mutombo	11	13,546
44	2/8	R	L	L.A. Lakers (Ot)	100-108	4-20	0-20	4-40	L2	Harper	23	Davis	14	Scott	26	Perkins	17	14,202
45	2/10	H	L	Washington	102-110	4-21	0-20	4-41	L3	Harper	23	White	14	Adams	29	Gugliotta	10	10,661
46	2/12	H	L	Boston	100-109	4-22	0-20	4-42	L4	Davis	21	Rooks	13	Abdelnaby	24	Parish	15	15,548
47	2/13	H	L	Philadelphia	96-119	4-23	0-20	4-43	L5	White	20	Rooks	10	Hornacek	20	Tp/Al	10	13,408
48	2/16	R	L	New York	87-117	4-23	0-21	4-44	L6	Rooks	23	Rooks	7	Davis	18	Co/Hw	10	19,763
49	2/17	R	L	Cleveland	97-124	4-23	0-22	4-45	L7	Rooks	19	Sr/Dc	8	Brandon	20	Williams	12	17,083
50	2/24	H	L	Denver	92-113	4-24	0-22	4-46	L8	Harper	23	Davis	11	Le/Cj	23	Mutombo	13	10,780
51	2/26	R	L	Minnesota	89-99	4-24	0-23	4-47	L9	Harper	23	Davis	11	West	21	Laettner	15	18,011
52	2/28	R	L	Indiana	96-110	4-24	0-24	4-48	L10	Harper	26	Rooks	9	Miller	31	Schrempf	17	11,560
53	3/2	R	L	Milwaukee	86-120	4-24	0-25	4-49	L11	Rooks	14	White	9	Brickowski	17	Strong	11	13,794
54	3/3	R	L	Chicago	97-125	4-24	0-26	4-50	L12	Davis	24	Davis	7	Pippen	24	Williams	8	18,062
55	3/5	H	L	Houston	86-105	4-25	0-26	4-51	L13	Td/Hodge	13	Davis	11	Olajuwon	24	Olajuwon	11	14,450
56	3/6	H	L	Phoenix	102-109	4-26	0-26	4-52	L14	Harper	27	White	10	K. Johnson	28	Barkley	15	17,502
57	3/9	R	L	San Antonio	84-119	4-26	0-27	4-53	L15	Sr/Wb	14	Rooks	7	Robinson	19	Reid	9	16,057
58	3/10	H	L	Portland	96-124	4-27	0-27	4-54	L16	White	31	Rooks	8	Porter	24	Duckworth	15	11,822
59	3/12	R	L	Phoenix	98-116	4-27	0-28	4-55	L17	Davis	23	Davis	11	Barkley	24	Cb/Cc	9	19,023
60	3/13	R	L	Sacramento	94-122	4-27	0-29	4-56	L18	Davis	21	Smith	7	Simmons	24	Williams	10	17,317
61	3/15	H	L	Utah	96-109	4-28	0-29	4-57	L19	Smith	22	Smith	12	K. Malone	36	K. Malone	8	14,852
62	3/17	H	W	Orlando	102-96	5-28	0-29	5-57	W1	Jackson	17	Davis	10	Anderson	25	O'Neal	12	17,502
63	3/19	R	W	Philadelphia	89-87	5-28	1-29	6-57	W2	Davis	24	Davis	10	Hawkins	26	Weatherspoon	8	9,427
64	3/21	R	L	New Jersey	84-106	5-28	1-30	6-58	L1	Rooks	17	Rooks	9	Petrovic	21	Bowie	8	11,487
65	3/23	R	L	Atlanta	107-125	5-28	1-31	6-59	L2	Rooks	23	Rooks	12	Wilkins	28	Willis	12	7,602
66	3/24	R	W	Washington	101-98	5-28	2-31	7-59	W1	Jackson	27	Dc/Jj	8	Chapman	22	Gugliotta	12	6,241
67	3/26	R	L	Boston	97-106	5-28	2-32	7-60	L1	Rooks	18	Davis	11	Parish	20	Parish	10	14,890
68	3/28	H	L	San Antonio	107-114	5-29	2-32	7-61	L2	Legler	19	Davis	6	Robinson	31	Dr/Ls	7	17,336
69	3/31	H	L	Seattle	96-103	5-30	2-32	7-62	L3	Smith	26	Hodge	13	Pierce	23	Cage	10	14,101
70	4/2	H	L	Golden State	93-134	5-31	2-32	7-63	L4	Jackson	18	Jackson	10	Owens	29	Bh/Bo	11	16,722
71	4/4	R	L	L.A. Clippers	115-119	5-31	2-23	7-64	L5	Smith	22	Rooks	9	Norman	26	Norman	7	12,021
72	4/6	R	W	Seattle	109-107	5-31	3-33	8-64	W1	Jackson	18	Davis	8	Pierce	20	Cage	9	13,503
73	4/8	R	L	Portland	107-126	5-31	3-34	8-65	L1	Cambridge	16	Davis	8	Robinson	21	Williams	9	12,888
74	4/10	R	L	Golden State	94-100	5-31	3-35	8-66	L2	Davis	22	Davis	19	Sprewell	26	Alexander	14	15,025
75	4/12	R	L	Utah	94-107	5-31	3-36	8-67	L3	Rooks	20	Davis	11	K. Malone	27	K. Malone	13	19,916
76	4/14	H	L	L.A. Lakers	99-112	5-32	3-36	8-68	L4	Jj/Rw	20	Rooks	18	Threatt	22	Divac	12	16,064
77	4/16	H	W	Denver	99-86	6-32	3-36	9-68	W1	Jackson	20	Rooks	14	Mutombo	21	Mutombo	13	13,964
78	4/17	H	L	Sacramento (Ot)	107-108	6-33	3-36	9-69	L1	Harper	23	Td/Sr	11	Webb	24	Bonner	13	15,973
79	4/20	H	L	L.A. Clippers	98-107	6-34	3-36	9-70	L2	Jackson	21	Davis	19	Harper	22	Norman	10	12,760
80	4/21	R	L	Denver	112-137	6-34	3-37	9-71	L3	Jackson	29	Davis	10	Le/Cj	21	Mutombo	13	16,490
81	4/23	H	W	Minnesota	103-100	7-34	3-37	10-71	W1	Jackson	32	Davis	14	Williams	31	Williams	9	17,502
82	4/24	R	W	Houston	128-123	7-34	4-37	11-71	W2	Jackson	23	Davis	10	Smith	23	Olajuwon	15	16,611



1991-1992

TOP ROW L-R HEAD COACH RICHIE ADUBATO, ASSISTANT COACH BOB ZUFFELATO, ASSISTANT COACH GAR HEARD, DOUG SMITH, TERRY DAVIS, DONALD HODGE, HERB WILLIAMS, BRIAN QUINNETT, RANDY WHITE, SPECIAL ASSIGNMENT COACH CLIFFORD RAY, VICE PRESIDENT/BASKETBALL OPERATIONS RICK SUND, CHIEF OPERATING OFFICER/GM NORM SONJU
BOTTOM ROW L-R EQUIPMENT MANAGER DOUG BAKER, TRACY MOORE, BRIAN HOWARD, FAT LEVER, ROLANDO BLACKMAN, DEREK HARPER, BRAD DAVIS, RODNEY MCCRAY, MIKE IUZZOLINO, TRAINER DOUG ATKINSON

SEASON NOTEBOOK

Won 22, lost 60 (fifth, Midwest)…the Mavericks started three rookies (Mike Iuzzolino, Doug Smith and Donald Hodge) in each of the final 21 games…there were two games (April 8-9) when four rookies started, a franchise first…the Mavericks lost a club-record-tying 15 straight games from March 1 to 26 and a club-record 26 straight road games from Dec. 26 through April 9…Dallas was held under 90 points a club-record 19 times (was 14 in 1990-91) and failed to shoot at least .400 a club-record 19 times (was eight in 1989-90)…seven times the Mavericks committed fewer than 10 turnovers in a game, including a season-low 5 turnovers Nov. 12 vs. Houston – tying as the fewest turnovers by any team in the NBA in 1991-92…the Mavericks set club lows in scoring (97.6 ppg) and field goal shooting (43.9%).

	G-S	Min	Avg	Fg-Att	Pct	3Fg-Att	Pct	Ft-Att	Pct	Off	Def	Reb	Avg	Ast	Avg	Pf-D	Stl	To	Blk	Pts	Avg	Hi
Blackman	75-74	2527	33.7	535-1161	.461	65-169	.385	239-266	.898	78	161	239	3.2	204	2.7	134-0	50	153	22	1374	18.3	31
Harper	65-64	2252	34.6	448-1011	.443	58-186	.312	198-261	.759	49	121	170	2.6	373	5.7	150-0	101	154	17	1152	17.7	38
Williams	75-26	2040	27.2	367-851	.431	1-6	.167	124-171	.725	106	348	454	6.1	94	1.3	189-2	35	114	98	859	11.5	26
Lever	31-5	884	28.5	135-349	.387	17-52	.327	60-80	.750	56	105	161	5.2	107	3.5	73-0	46	36	12	347	11.2	32
T. Davis	68-67	2149	31.6	256-531	.482	0-5	.000	181-285	.635	228	444	672	9.9	57	0.8	202-1	26	117	29	693	10.2	20
Iuzzolino	52-21	1280	24.6	160-355	.451	59-136	.434	107-128	.836	27	71	98	1.9	194	3.7	79-0	33	92	1	486	9.3	23
McCray	75-48	2106	28.1	271-622	.436	25-85	.294	110-153	.719	149	319	46	6.2	219	2.9	180-2	48	115	30	677	9.0	24
Smith	76-32	1707	22.5	291-702	.415	0-11	.000	89-121	.736	129	262	391	5.1	129	1.7	259-5	62	97	34	671	8.8	26
Moore	42-2	782	18.6	130-325	.400	30-84	.357	65-78	.833	31	51	82	2.0	48	1.1	97-0	32	44	4	355	8.5	19
Hodge	51-27	1058	20.7	163-328	.497	0-0	–	100-150	.667	118	157	275	5.4	39	0.8	128-2	25	75	23	426	8.4	24
White	65-12	1021	15.7	145-382	.380	4-27	.148	124-162	.765	96	140	236	3.6	31	0.5	157-1	31	68	22	418	6.4	20
Donaldson	44-32	994	22.6	107-227	.471	0-0	–	59-84	.702	97	173	270	6.1	31	0.7	86-0	8	41	44	273	6.2	15
Howard	27-0	318	11.8	54-104	.519	1-2	.500	22-31	.710	17	34	51	1.9	14	0.5	55-2	11	15	8	131	4.9	14
Quinnett (Tot)	39-0	326	18.4	43-124	.347	13-41	.317	16-26	.615	16	35	51	1.3	12	0.3	32-0	16	16	8	115	2.9	14
Quinnett (Dal)	15-0	136	19.1	15-51	.294	3-15	.200	8-12	.667	7	20	27	1.8	5	0.3	11-0	9	8	2	41	2.7	8
B. Davis	33-0	429	13.0	38-86	.442	5-18	.278	11-15	.733	4	29	33	1.0	66	2.0	57-0	11	27	3	92	2.8	8
Garrick (Tot)*	40-5	549	13.7	59-143	.413	1-4	.250	18-26	.692	12	44	56	1.4	98	2.5	54-0	36	44	4	137	3.4	13
Garrick (Dal)*	6-0	63	10.5	4-17	.235	0-1	.000	2-2	1.000	2	4	6	1.0	17	2.8	7-0	8	4	0	10	1.7	4
Vianna*	1-0	9	19.0	1-2	.500	0-0	–	0-0	–	0	0	0	0.0	2	2.0	3-0	0	1	0	2	2.0	2
Mavericks	82	19755	-	3120-7104	.439	268-797	.336	1499-1999	.750	1194	2439	3633	44.3	1630	19.9	1867-15	536	1202	349	8007	97.6	141
Opponents	82	19755	-	3314-7051	.470	183-599	.306	1823-2368	.770	1157	2631	3788	46.2	1936	23.6	1735-19	723	1054	456	8634	105.3	143

1991-92 SEASON STATISTICS & RESULTS

No	Date	H-R	W-L	Opponent	Score Dal-Opp	Home Record	Road Record	Total Record	Sk	Dallas Hi Scorer	Pt	Dallas Hi Rebr	Rb	Dallas Hi Scorer	Pt	Opponent Hi Rebr	Rb	Attend
1	11/1	R	L	San Antonio	99-140	0-0	0-1	0-1	L1	Lever	17	Rm/Td	5	Robinson	24	Cummings	16	16,057
2	11/2	H	L	L.A. Lakers (Ot)	113-114	0-1	0-1	0-2	L2	Blackman	25	T. Davis	15	Worthy	30	Threatt	10	17,502
3	11/5	H	L	Cleveland	101-112	0-2	0-1	0-3	L3	Blackman	23	McCray	13	Nance	29	Daugherty	12	14,019
4	11/6	R	W	Minnesota	97-94	0-2	1-1	1-3	W1	Harper	26	T. Davis	14	West	14	Spencer	9	19,006
5	11/8	R	L	Chicago	92-108	0-2	1-2	1-4	L1	Harper	15	T. Davis	9	Jordan	26	Sp/Hg	10	18,120
6	11/9	R	L	Milwaukee	95-111	0-2	1-3	1-5	L2	Blackman	28	T. Davis	10	Humphries	24	Malone	11	15,175
7	11/12	H	L	Houston	92-98	0-3	1-3	1-6	L3	Blackman	30	Williams	13	Maxwell	28	Thorpe	11	14,658
8	11/14	H	W	L.A. Clippers	95-88	1-3	1-3	2-6	W1	Blackman	30	Td/Hw	12	Manning	27	Vaught	11	14,168
9	11/16	H	W	Phoenix	91-88	2-3	1-3	3-6	W2	Blackman	22	T. Davis	12	Hornacek	21	Lang	10	17,364
10	11/19	R	W	Denver	96-93	2-3	2-3	4-6	W3	Blackman	18	Td/Fl	7	Williams	18	Mutombo	18	7,382
11	11/20	H	L	New York	89-92	2-4	2-3	4-7	L1	Blackman	25	T. Davis	9	Ewing	27	Pe/Co	13	15,608
12	11/23	H	W	Utah (Ot)	121-109	3-4	2-3	5-7	W1	Lever	32	Rm/Rb	9	K. Malone	33	K. Malone	13	17,333
13	11/27	H	W	Indiana	113-106	4-4	2-3	6-7	W2	McCray	20	Williams	9	M. Williams	27	Smits	10	14,713
14	11/29	H	L	New Jersey	91-97	4-5	2-3	6-8	L1	Harper	26	T. Davis	12	Petrovic	24	Morris	11	16,121
15	11/30	H	W	Minnesota	79-78	5-5	2-3	7-8	W1	Smith	17	Donaldson	15	Glass	23	Gg/Tb	7	16,155
16	12/3	H	L	Atlanta	99-103	5-6	2-3	7-9	L1	Harper	24	McCray	12	Willis	29	Willis	31	15,080
17	12/5	R	L	Golden State	107-117	5-6	2-4	7-10	L2	Harper	26	White	9	Cm/Th	27	Hill	8	15,025
18	12/7	R	L	Seattle	101-104	5-6	2-5	7-11	L3	Blackman	28	Davis	12	Pierce	27	Cage	14	12,313
19	12/8	R	L	L.A. Lakers	88-103	5-6	2-6	7-12	L4	Harper	20	T. Davis	7	Bs/Acg	16	Perkins	11	15,988
20	12/10	H	W	Miami	114-110	6-6	2-6	8-12	W1	Blackman	31	T. Davis	19	Burton	23	Seikaly	14	14,239
21	12/11	R	W	Charlotte	106-103	6-6	3-6	9-12	W2	Harper	35	Donaldson	16	Johnson	24	Gattison	18	23,698
22	12/13	R	L	Indiana	108-124	6-6	3-7	9-13	L1	Harper	18	T. Davis	9	Person	32	Smits	13	9,832
23	12/14	R	W	Cleveland	99-97	6-6	4-7	10-13	W1	Blackman	26	T. Davis	13	Daugherty	24	Daugherty	15	13,057
24	12/17	H	L	San Antonio	87-98	6-7	4-7	10-14	L1	Rb/Dh	21	Williams	11	Robinson	22	Dr/Wa	12	15,125
25	12/20	H	L	Washington	99-107	6-8	4-7	10-15	L2	Williams	22	McCray	14	Ellison	31	Ellison	16	14,491
26	12/21	H	W	Sacramento	109-85	7-8	4-7	11-15	W1	Harper	22	Td/Jd	11	Simmons	16	Tisdale	10	15,134
27	12/23	R	W	Houston	105-85	7-8	5-7	12-15	W2	Dh/Rb	27	Smith	10	Olajuwon	21	Thorpe	14	15,508
28	12/26	R	L	Portland	88-113	7-8	5-8	12-16	L1	McCray	15	Hw/Fl	7	Drexler	20	Williams	12	12,888
29	12/28	R	L	Phoenix	103-121	7-8	5-9	12-17	L2	Blackman	22	Williams	12	Johnson	26	Lang	12	14,496
30	1/3	H	L	Detroit	96-106	7-9	5-9	12-18	L3	Harper	24	T. Davis	16	Thomas	20	Rodman	20	17,502
31	1/4	R	L	Utah	78-113	7-9	5-10	12-19	L4	Smith	16	Smith	7	K. Malone	26	Brown	14	19,911
32	1/7	H	L	L.A. Lakers	80-104	7-10	5-10	12-20	L5	Williams	19	McCray	10	Teagle	19	Perkins	13	17,083
33	1/9	R	L	Atlanta	108-124	7-10	5-11	12-21	L6	Harper	24	T. Davis	12	Wilkins	32	Willis	13	9,743
34	1/10	H	L	Seattle	82-94	7-11	5-11	12-22	L7	Harper	27	T. Davis	14	Johnson	19	Kemp	13	15,361
35	1/13	R	L	Detroit	81-84	7-11	5-12	12-23	L8	Blackman	15	T. Davis	21	Woolridge	15	Rodman	21	21,454
36	1/14	R	L	New Jersey	88-97	7-11	5-13	12-24	L9	Harper	28	T. Davis	16	Coleman	20	Sb/Cd	9	7,165
37	1/16	H	L	Denver	90-101	7-12	5-13	12-25	L10	Harper	24	T. Davis	13	Garland	25	Mutombo	14	15,506
38	1/18	H	L	Golden State	141-143	7-13	5-13	12-26	L11	Harper	38	T. Davis	11	Mullin	29	Cm/Bo/Th	8	17,502
39	1/22	H	W	Milwaukee	118-116	8-13	5-13	13-26	W1	Smith	26	Smith	9	Ellis	23	Malone	11	14,299
40	1/24	R	L	Orlando	103-121	8-13	5-14	13-27	L1	Harper	19	T. Davis	13	Anderson	32	Anderson	12	15,151
41	1/25	R	L	Miami	101-103	8-13	5-15	13-28	L2	Harper	24	Td/Jd	10	Rice	33	Ke/Gl	9	15,008
42	1/29	H	L	San Antonio	93-108	8-14	5-15	13-29	L3	White	20	White	12	Anderson	21	Robinson	12	15,218
43	1/31	H	L	Chicago	92-107	8-15	5-15	13-30	L4	Blackman	20	T. Davis	12	Jordan	25	Jordan	10	17,502
44	2/1	H	L	Utah	90-104	8-16	5-15	13-31	L5	T. Davis	19	T. Davis	11	K. Malone	26	K. Malone	11	16,392
45	2/3	R	L	Sacramento	95-99	8-16	5-16	13-32	L6	Blackman	23	T. Davis	13	Richmond	22	Causwell	11	17,014
46	2/4	R	L	L.A. Clippers	80-97	8-16	5-17	13-33	L7	Williams	17	T. Davis	10	Norman	19	Harper	11	9,487
47	2/6	H	L	Portland	98-103	8-17	5-17	13-34	L8	Blackman	26	T. Davis	16	Drexler	32	Williams	15	15,707
48	2/12	H	W	Boston	108-100	9-17	5-17	14-34	W1	Dh/Hw	23	Harper	9	Lewis	24	Picnkney	14	17,502
49	2/14	R	L	Denver	85-105	9-17	5-18	14-35	L1	Williams	20	Williams	10	R. Williams	22	Mutombo	19	12,223
50	2/15	H	W	Houston	103-99	10-17	5-18	15-35	W1	Blackman	31	Williams	10	Maxwell	25	Thorpe	13	17,247
51	2/18	H	L	Philadelphia	90-94	10-18	5-18	15-36	L1	T. Davis	17	T. Davis	14	Barkley	28	Barkley	15	15,676
52	2/19	R	L	Utah	98-118	10-18	5-19	15-37	L2	T. Davis	14	White	8	K. Malone	23	K. Malone	9	19,911
53	2/21	H	W	Minnesota	109-94	11-18	5-19	16-37	W1	Moore	19	T. Davis	14	Richardson	17	Mitchell	10	16,009
54	2/24	H	L	Golden State	131-138	11-19	5-19	16-38	L1	Iuzzolino	22	Td/Ds	8	Mullin	29	Hill	14	14,828
55	2/26	R	L	Minnesota	105-106	11-19	5-20	16-39	L2	Blackman	22	T. Davis	9	Glass	31	Campbell	8	18,173
56	2/28	H	W	Phoenix	115-107	12-19	5-20	17-39	W1	Harper	20	Smith	11	Majerle	20	West	9	17,148
57	3/1	R	L	Boston	91-101	12-19	5-21	17-40	L1	Hodge	19	Hodge	11	Bird	26	Bird	13	14,890
58	3/3	R	L	New York	83-102	12-19	5-22	17-41	L2	Blackman	16	Td/Dh	9	Js/Xm	18	McDaniel	11	16,083
59	3/5	R	L	Washington	109-119	12-19	5-23	17-42	L3	Harper	30	Td/Hw	9	Eackles	23	Ellison	10	6,165
60	3/6	R	L	Philadelphia	86-88	12-19	5-24	17-43	L4	Blackman	22	T. Davis	13	Barkley	24	Barkley	15	16,812
61	3/8	H	L	San Antonio	81-93	12-20	5-24	17-44	L5	Hodge	19	T. Davis	14	Robinson	18	Robinson	13	16,335
62	3/10	R	L	Houston	93-116	12-20	5-25	17-45	L6	Williams	16	Hodge	10	Maxwell	19	Olajuwon	11	14,002
63	3/11	H	L	Charlotte	105-120	12-21	5-25	17-46	L7	Iuzzolino	23	Ds/Hw	6	Gill	26	Johnson	18	15,727
64	3/13	R	L	L.A. Clippers	97-105	12-21	5-26	17-47	L8	Iuzzolino	21	T. Davis	18	Harper	23	Harper	12	11,955
65	3/15	R	L	Seattle	100-109	12-21	5-27	17-48	L9	Blackman	25	T. Davis	10	Pierce	23	Kemp	15	12,163
66	3/17	R	L	Phoenix	81-92	12-21	5-28	17-49	L10	T. Davis	16	T. Davis	15	Johnson	18	West	10	14,496
67	3/18	H	L	L.A. Clippers	86-117	12-22	5-28	17-50	L11	Iuzzolino	22	T. Davis	11	Manning	23	Cs/Lv	6	15,363
68	3/20	H	L	Sacramento	96-125	12-23	5-28	17-51	L12	Rb/Mi	20	McCray	11	Richmond	21	Simmons	13	16,118
69	3/22	H	L	Seattle	105-113	12-24	5-28	17-52	L13	Blackman	30	Rm/Hodge	9	Johnson	31	Kemp	17	14,345
70	3/24	R	L	Portland	83-109	12-24	5-29	17-53	L14	Smith	15	Smith	10	Porter	19	Jk/Bw	9	12,888
71	3/26	R	L	L.A. Lakers	92-115	12-24	5-30	17-54	L15	Iuzzolino	19	Dh/Hw	6	Teagle	28	Divac	11	17,324
72	3/29	H	W	Denver	105-98	13-24	5-30	18-54	W1	Blackman	22	Smith	14	Ml/Mm	19	Anderson	12	16,203
73	4/1	H	W	Orlando	102-89	14-24	5-30	19-54	W2	Iuzzolino	20	McCray	15	Anderson	25	Kite	9	15,140
74	4/3	H	L	Minnesota	95-104	14-25	5-30	19-55	L1	Williams	26	Rm/Ds	7	Richardson	22	Tb/Fs	9	15,795
75	4/5	R	L	Sacramento	89-103	14-25	5-31	19-56	L2	Hodge	24	Hodge	14	Simmons	23	Simmons	19	17,014
76	4/8	R	L	Golden State	91-110	14-25	5-32	19-57	L3	Mi/Hw	14	McCray	15	Mullin	29	Hill	12	15,025
77	4/9	R	L	Utah	90-113	14-25	5-33	19-58	L4	Williams	20	White	9	K. Malone	28	K. Malone	11	19,911
78	4/11	R	W	Houston	99-92	14-25	6-33	20-58	W1	Blackman	30	McCray	13	Floyd	22	Ot/Ho	13	14,501
79	4/14	R	L	San Antonio	108-120	14-25	6-34	20-59	L1	Blackman	20	McCray	14	Elliott	26	Cummings	12	16,057
80	4/15	H	L	Portland	94-100	14-26	6-34	20-60	L2	Blackman	18	Rm/Hodge	11	Williams	20	Williams	10	15,021
81	4/17	H	W	Houston	109-106	15-26	6-34	21-60	W1	Williams	24	Williams	8	Olajuwon	33	Olajuwon	13	17,502
82	4/19	R	W	Denver	104-92	15-26	7-34	22-60	W2	Iuzzolino	21	Hodge	10	Williams	21	Anderson	17	13,141



1990-1991

TOP ROW L-R HEAD COACH RICHIE ADUBATO, ASSISTANT COACH BOB ZUFFELATO, ASSISTANT COACH GAR HEARD, ROY TARPLEY, JOHN SHASKY, JAMES DONALDSON, JIM GRANDHOLM, HERB WILLIAMS, RANDY WHITE, SPECIAL ASSIGNMENT COACH CLIFFORD RAY, VICE PRESIDENT/BASKETBALL OPERATIONS RICK SUND, CHIEF OPERATING OFFICER/GM NORM SONJU
BOTTOM ROW L-R EQUIPMENT MANAGER KERRY LEATH, KELVIN UPSHAW, ALEX ENGLISH, ROLANDO BLACKMAN, FAT LEVER, DEREK HARPER, BRAD DAVIS, RODNEY MCCRAY, STEVE ALFORD, TRAINER DOUG ATKINSON

SEASON NOTEBOOK

Won 28, lost 54 (sixth, Midwest)…the Mavericks had averaged over 48 wins the previous four seasons…Dallas, which got off to a 4-1 start before losing Roy Tarpley and Fat Lever for the season due to right knee injuries, dropped 53 of its final 77 games, including 13 of the final 16 games…39 times Dallas was without the services of three or more players, including five games in which four or more players were sidelined…Dallas came back seven times from deficits of 12+ points to win, including twice from 16 points down…the Mavericks were 15-16 in games decided by six points or less, including 9-6 in games decided by three points or less…the Mavericks were 21-21 when scoring 100+ points and 7-33 when held under 100 points.

	G-S	Min	Avg	Fg-Att	Pct	3fg-Att	Pct	Ft-Att	Pct	Off	Def	Reb	Avg	Ast	Avg	Pf-D	Stl	To	Blk	Pts	Avg	Hi
Tarpley	5-5	171	34.2	43-79	.544	0-1	.000	16-18	.889	16	39	55	11.0	12	2.4	20-0	6	13	9	102	20.4	29
Blackman	80-80	2965	37.1	634-1316	.482	40-114	.351	282-326	.865	63	193	256	3.2	301	3.8	153-0	69	159	19	1590	19.9	37
Harper	77-77	2879	37.4	572-1226	.467	89-246	.362	286-391	.731	59	174	233	3.0	548	7.1	222-1	147	177	14	1519	19.7	34
Williams	60-36	1832	30.5	332-655	.507	0-4	.000	83-130	.638	86	271	357	6.0	95	1.6	197-3	30	113	88	747	12.5	31
McCray	74-68	2561	34.6	336-679	.495	13-39	.333	159-198	.803	153	407	560	7.6	259	3.5	203-3	70	129	51	844	11.4	23
Donaldson	82-82	2800	34.1	327-615	.532	0-0	—	165-229	.721	201	526	727	8.9	69	0.8	181-0	34	146	93	819	10.0	25
English	79-26	1748	22.1	322-734	.439	0-1	.000	119-140	.850	108	146	254	3.2	105	1.3	141-0	40	101	25	763	9.7	27
White	79-29	1901	24.1	265-665	.398	6-37	.162	159-225	.707	173	331	504	6.4	63	0.8	308-6	81	131	44	695	8.8	24
Lever	4-0	86	21.5	9-23	.391	0-3	.000	11-14	.786	3	12	15	3.8	12	3.0	5-0	6	10	3	29	7.3	13
Upshaw	48-1	514	10.7	104-231	.450	7-29	.241	55-64	.859	20	35	55	1.1	86	1.8	77-0	28	39	5	270	5.6	19
Davis	80-6	1426	17.8	159-373	.426	22-85	.259	91-118	.771	13	105	118	1.5	230	2.9	212-1	45	77	17	431	5.4	15
Alford	34-0	236	6.9	59-117	.504	7-23	.304	26-31	.839	10	14	24	0.7	22	0.6	11-0	8	16	1	151	4.4	15
Grandholm	26-0	168	6.5	30-58	.517	9-17	.529	10-21	.476	20	30	50	1.9	8	0.3	33-0	2	11	8	79	3.0	10
Shasky	57-0	510	8.9	51-116	.440	0-0	—	48-79	.606	58	76	134	2.4	11	0.2	75-0	14	27	20	150	2.6	13
Wright*	3-0	8	2.7	2-3	.667	0-1	.000	2-2	1.000	1	1	2	0.7	0	0.0	2-0	1	0	0	6	2.0	4
Mavericks	82	19805	-	3245-6890	.471	193-600	.322	1512-1986	.761	984	2360	3344	40.8	1821	22.2	1840-14	581	1186	397	8195	99.9	140
Opponents	82	19805	-	3346-6945	.482	178-583	.305	1700-2296	.740	1116	2489	3605	44.0	2025	24.7	1778-10	650	1147	400	8570	104.5	135

1990-91 SEASON STATISTICS & RESULTS

No	Date	H-R	W-L	Score Opponent	Home Dal-Opp	Road Record	Total Record	Record	Dallas Sk	Hi Scorer	Dallas Pt	Hi Rebr	Dallas Rb	Hi Scorer	Opponent Pt	Hi Rebr	Rb	Attend
1	11/2	R	L	Minnesota	85-98	0-0	0-1	0-1	L1	Blackman	21	Tarpley	15	Campbell	24	Corbin	9	19,006
2	11/3	H	W	Denver	140-110	1-0	0-1	1-1	W1	Tarpley	25	Tarpley	13	Woolridge	21	Rasmussen	11	17,007
3	11/6	R	W	New York	96-91	1-0	1-1	2-1	W2	Tarpley	29	Tarpley	10	Ewing	26	Oakley	18	14,056
4	11/7	R	W	Philadelphia	104-101	1-0	2-1	3-1	W3	Tarpley	26	Tarpley	11	Hawkins	25	Gminski	9	10,525
5	11/9	H	W	Orlando	111-99	2-0	2-1	4-1	W4	Blackman	34	McCray	10	Anderson	29	Kite	10	16,760
6	11/13	R	L	Orlando	103-109	2-0	2-2	4-2	L1	Blackman	36	Williams	7	Catledge	30	Smith	8	14,588
7	11/14	R	L	Miami	93-105	2-0	2-3	4-3	L2	Harper	30	Hw/Rm	8	Seikaly	30	Seikaly	21	15,008
8	11/16	H	W	L.A. Lakers	99-86	3-0	2-3	5-3	W1	Harper	19	Donaldson	14	Scott	23	Johnson	8	17,007
9	11/20	H	L	Minnesota (Ot)	91-92	3-1	2-3	5-4	L1	Blackman	32	Jd/Rw	9	Campbell	28	Corbin	16	15,975
10	11/23	H	L	San Antonio	104-107	3-2	2-3	5-5	L2	Blackman	30	Rw/Jd	7	Robinson	32	Robinson	13	17,007
11	11/24	H	L	Utah	74-85	3-3	2-3	5-6	L3	Blackman	21	Hw/Jd	10	K. Malone	27	Km/Me	9	17,007
12	11/28	H	W	L.A. Clippers	107-88	4-3	2-3	6-6	W1	Blackman	30	Donaldson	9	Smith	24	Smith	9	15,790
13	12/1	R	L	San Antonio	97-109	4-3	2-4	6-7	L1	Harper	18	Js/Rm	7	Robinson	23	Cummings	13	15,908
14	12/4	R	L	Sacramento	83-103	4-3	2-5	6-8	L2	Harper	20	Donaldson	13	Carr	31	Tisdale	8	17,014
15	12/5	R	L	L.A. Clippers	89-93	4-3	2-6	6-9	L3	English	18	Rw/Jd	15	Smith	24	Benjamin	17	10,636
16	12/7	H	L	Boston	104-112	4-4	2-6	6-10	L4	Blackman	35	McCray	13	Parish	26	Parish	14	17,007
17	12/8	H	L	Houston	107-113	4-5	2-6	6-11	L5	Rb/Dh	30	McCray	8	Thorpe	28	Thorpe	16	17,007
18	12/12	R	W	L.A. Lakers (Ot)	112-97	4-5	3-6	7-11	W1	Rb/Dh	22	Donaldson	15	Worthy	28	Perkins	11	16,086
19	12/14	R	L	Portland	104-106	4-5	3-7	7-12	L1	Blackman	26	White	11	Drexler	29	Williams	12	12,884
20	12/15	R	L	Seattle	105-106	4-5	3-8	7-13	L2	Blackman	28	McCray	9	Kemp	22	Cage	8	10,009
21	12/18	H	L	Phoenix	95-114	4-6	3-8	7-14	L3	McCray	19	White	13	Majerle	24	McDaniel	11	17,007
22	12/21	H	W	Milwaukee	103-89	5-6	3-8	8-14	W1	Blackman	27	Donaldson	11	Pierce	20	Robertson	9	17,007
23	12/22	R	W	Denver	119-110	5-6	4-8	9-14	W2	Blackman	31	McCray	13	Adams	27	Rasmussen	13	8,595
24	12/26	R	L	Phoenix	88-115	5-6	4-9	9-15	L1	Harper	19	White	8	Chambers	24	Chambers	12	14,487
25	12/27	R	L	Utah	102-110	5-6	4-10	9-16	L2	Harper	32	McCray	9	K. Malone	35	Km/Tb	11	12,616
26	12/29	H	W	Sacramento	90-79	6-6	4-10	10-16	W1	Harper	26	Donaldson	14	Carr	17	Carr	9	17,007
27	1/2	R	L	Minnesota	95-115	6-6	4-11	10-17	L1	Harper	29	McCray	10	Campbell	32	Spencer	16	19,006
28	1/3	R	L	Milwaukee	87-97	6-6	4-12	10-18	L2	Harper	21	McCray	9	Pierce	28	Robertson	9	15,671
29	1/6	R	L	Boston	110-127	6-6	4-13	10-19	L3	Blackman	27	Ae/Rm	7	Gamble	23	Parish	9	14,890
30	1/7	R	W	New Jersey (Ot)	88-87	6-6	5-13	11-19	W1	English	27	English	12	Bowie	27	Bowie	14	9,055
31	1/9	H	W	Portland	109-99	7-6	5-13	12-19	W2	Rb/Ae	24	Donaldson	15	Drexler	22	Williams	15	17,007
32	1/11	H	L	Utah	99-110	7-7	5-13	12-20	L1	Harper	33	McCray	13	K. Malone	38	K. Malone	16	17,007
33	1/12	H	L	Orlando	103-127	7-8	5-13	12-21	L2	Blackman	29	Rm/Jd	7	Sv/Na	24	Catledge	9	17,007
34	1/14	H	L	Detroit	81-89	7-9	5-13	12-22	L3	Harper	21	White	14	Johnson	19	Rodman	15	17,007
35	1/16	R	L	San Antonio	94-100	7-9	5-14	12-23	L4	Harper	27	Jd/Rm	10	Robinson	30	Cummings	11	15,908
36	1/18	H	L	L.A. Clippers (Ot)	112-119	7-10	5-14	12-24	L5	Rb/Jd	25	Donaldson	18	Benjamin	27	Benjamin	11	16,718
37	1/19	H	W	Charlotte	110-95	8-10	5-14	13-24	W1	English	23	Donaldson	14	Newman	40	Gminski	12	16,425
38	1/23	H	L	Cleveland	85-99	8-11	5-14	13-25	L1	McCray	16	Rm/Rw	10	Ln/Bd	21	Daugherty	12	16,210
39	1/25	R	L	Detroit	82-84	8-11	5-15	13-26	L2	Blackman	23	White	13	Johnson	21	Rodman	17	21,454
40	1/26	R	W	Washington	99-96	8-11	6-15	14-26	W1	English	22	Donaldson	17	King	27	Jones	11	11,013
41	1/29	H	W	Seattle	117-112	9-11	6-15	15-26	W2	White	24	McCray	10	Mckey	24	Polynice	6	15,820
42	2/1	H	L	Chicago	90-101	9-12	6-15	15-27	L1	Blackman	24	Donaldson	10	Jordan	31	Pippen	14	17,007
43	2/5	H	W	Indiana	114-109	10-12	6-15	16-27	W1	Harper	24	White	12	Miller	26	Dreiling	7	16,351
44	2/7	H	W	Golden State	102-101	11-12	6-15	17-27	W2	Harper	20	Donaldson	15	Richmond	34	Lister	7	16,101
45	2/12	R	L	Charlotte	92-100	11-12	6-16	17-28	L1	Blackman	22	McCray	12	Newman	21	Gminski	14	23,901
46	2/13	R	L	Cleveland	93-95	11-12	6-17	17-29	L2	Blackman	28	Donaldson	12	Daugherty	23	Daugherty	13	11,522
47	2/15	H	W	Washington	121-96	12-12	6-17	18-29	W1	Blackman	28	Donaldson	16	King	14	Ellison	10	17,007
48	2/16	H	W	San Antonio	96-94	13-12	6-17	19-29	W2	Blackman	37	White	15	Robinson	34	Robinson	19	17,007
49	2/18	R	W	Golden State	107-101	13-12	7-17	20-29	W3	Dh/Ae	24	Williams	7	Mullin	33	Hardaway	7	15, 025
50	2/19	R	L	Portland	100-107	13-12	7-18	20-30	L1	Harper	32	McCray	11	Porter	23	Bw/Cr	10	12,884
51	2/21	H	L	L.A. Lakers	92-106	13-13	7-18	20-31	L2	Harper	24	McCray	12	Johnson	21	Johnson	10	17,007
52	2/23	R	L	Atlanta	107-122	13-13	7-19	20-32	L3	English	19	Donaldson	9	Wilkins	31	Wilkins	14	12,376
53	2/26	R	L	Minnesota	94-100	13-13	7-20	20-33	L4	Harper	25	Williams	8	Corbin	31	Corbin	11	19,006
54	2/27	R	W	Indiana	108-104	13-13	8-20	21-33	W1	Ae/Rb	21	White	10	Person	24	Schrempf	8	8,749
55	3/1	R	L	Chicago	86-109	13-13	8-21	21-34	L1	Blackman	19	Williams	10	Jordan	29	Jordan	11	18,676
56	3/2	H	L	Miami	103-109	13-14	8-21	21-35	L2	Blackman	19	Williams	9	Douglas	25	Long	10	17,007
57	3/4	H	W	New Jersey	102-100	14-14	8-21	22-35	W1	Dh/Rb	21	Donaldson	15	Coleman	24	Coleman	12	15,770
58	3/6	H	L	Philadelphia	92-97	14-15	8-21	22-36	L1	Williams	22	McCray	10	Barkley	33	Mahorn	15	17,007
59	3/7	R	L	Houston	90-122	14-15	8-22	22-37	L2	McCray	18	Shasky	8	Thorpe	24	Ao/Ls	8	14,012
60	3/10	R	L	Denver	110-124	14-15	8-23	22-38	L3	Williams	25	McCray	13	Ow/Ma	31	Williams	9	11,520
61	3/13	H	W	Seattle	98-96	15-15	8-23	23-38	W1	Harper	18	White	8	Kemp	24	Kemp	13	15,813
62	3/15	H	L	Atlanta	117-127	15-16	8-23	23-39	L1	Williams	27	Williams	12	Battle	28	Malone	14	17,007
63	3/16	H	L	Golden State	105-117	15-17	8-23	23-40	L2	Williams	20	White	11	Richmond	36	Mullin	10	17,007
64	3/18	H	W	Sacramento	104-86	16-17	8-23	24-40	W1	Blackman	31	McCray	18	Simmons	19	Simmons	10	15,827
65	3/20	H	L	Phoenix	96-110	16-18	8-23	24-41	L1	Williams	30	Donaldson	11	McDaniel	24	West	10	17,007
66	3/22	H	W	New York (Ot)	104-102	17-18	8-23	25-41	W1	Harper	27	Donaldson	12	Ewing	29	Oakley	18	17,004
67	3/23	R	L	Orlando	93-105	17-18	8-24	25-42	L1	English	19	Donaldson	8	Reynolds	26	Anderson	10	15,077
68	3/27	H	L	Orlando	85-97	17-19	8-24	25-43	L2	Blackman	20	Donaldson	10	Reynolds	20	Kite	16	16,473
69	3/29	R	L	L.A. Clippers	96-105	17-19	8-25	25-44	L3	Blackman	24	Williams	9	Smith	22	Dm/Op	8	12,320
70	3/30	R	L	Seattle	102-115	17-19	8-26	25-45	L4	Williams	31	Donaldson	10	Kemp	23	Benjamin	7	11,756
71	4/2	H	W	Denver	133-126	18-19	8-26	26-45	W1	Harper	24	Donaldson	12	Adams	37	Anderson	11	16,105
72	4/3	R	L	Houston	86-102	18-19	8-27	26-46	L1	Blackman	20	Donaldson	8	Maxwell	27	Olajuwon	22	16,611
73	4/5	H	L	Utah	87-93	18-20	8-27	26-47	L2	Williams	19	Donaldson	15	K. Malone	31	K. Malone	19	16,777
74	4/7	H	L	Portland	92-110	18-21	8-27	26-48	L3	Williams	19	Donaldson	12	Robinson	22	Williams	11	16,620
75	4/9	R	L	Sacramento	104-113	18-21	8-28	26-49	L4	Blackman	26	Donaldson	14	Simmons	35	Causwell	12	17,014
76	4/10	R	L	Utah	91-97	18-21	8-29	26-50	L5	Harper	34	Donaldson	12	K. Malone	26	Eaton	9	12,616
77	4/12	R	L	Phoenix	91-103	18-21	8-30	26-51	L6	Harper	24	Williams	8	Hornacek	28	Rambis	12	14,487
78	4/13	R	L	Golden State	114-132	18-21	8-31	26-52	L7	Harper	20	White	10	Marciulionis	19	Tolbert	10	15,025
79	4/15	R	L	L.A. Lakers	106-112	18-21	8-32	26-53	L8	Harper	29	Williams	11	Worthy	23	Johnson	9	17,505
80	4/17	H	W	Minnesota	102-100	19-21	8-32	27-53	W1	Rw/Dh	17	White	9	Campbell	27	Spencer	12	16,224
81	4/19	H	W	Houston	113-107	20-21	8-32	28-53	W2	Harper	19	White	12	Maxwell	28	Olajuwon	26	17,007
82	4/21	R	L	San Antonio	101-135	20-21	8-33	28-54	L1	Dh/Rb	18	Donaldson	9	Massenburg	19	Cummings	14	15,908

1989-1990

TOP ROW L-R HEAD COACH RICHIE ADUBATO, ASSISTANT COACH GAR HEARD, BOB MCCANN, ADRIAN DANTLEY, HERB WILLIAMS, ROY TARPLEY, JAMES DONALDSON, BILL WENNINGTON, SAM PERKINS, SPECIAL ASSIGNMENT COACH CLIFFORD RAY, VICE PRESIDENT/ BASKETBALL OPERATIONS RICK SUND, CHIEF OPERATING OFFICER/GM NORM SONJU
BOTTOM ROW L-R ASSISTANT TRAINER/EQUIPMENT MANAGER KYLE LEATH, DEREK HARPER, ANTHONY JONES, STEVE ALFORD, RANDY WHITE, ROLANDO BLACKMAN, BRAD DAVIS, TRAINER DOUG ATKINSON

SEASON NOTEBOOK

Won 47, lost 35 (third, Midwest)…after missing the playoffs the previous season for the first time since 1982-83, the Mavericks returned to postseason action…Dallas was swept, 3-0, in the first-round by the eventual Western Conference Champion Portland Trail Blazers…on Nov. 29, Richie Adubato replaced John MacLeod as head coach (Dallas was 5-6 under MacLeod) and guided Dallas to a 42-29 (.592) record the rest of the way…the Mavericks won 19 of their final 22 at home and broke even (10-10) in their final 20 road games…Dallas held a club-record 35 opponents under 100 points and a club-record 12 opponents under 90 points…Dallas was 12-27 when held under 100 points, but 35-8 when scoring 100+ points…Dallas won a club-record 15 games when trailing after three periods.

	G-S	Min	Avg	Fg-Att	Pct	3Fg-Att	Pct	Ft-Att	Pct	Off	Def	Reb	Avg	Ast	Avg	Pf-D	Stl	To	Blk	Pts	Avg	Hi
Blackman	80-80	2934	36.7	626-1256	.498	13-43	.302	287-340	.844	88	192	280	3.5	289	3.6	128-0	77	174	21	1552	19.4	35
Harper	82-82	3007	36.7	567-1161	.488	89-240	.371	250-315	.794	54	190	244	3.0	609	7.4	224-1	187	207	26	1473	18.0	42
Tarpley	45-35	1648	36.6	314-696	.451	0-6	.000	130-172	.756	189	400	589	13.1	67	1.5	160-0	79	117	70	758	16.8	27
Perkins	76-70	2668	35.1	435-883	.493	6-28	.214	330-424	.778	209	363	572	7.5	175	2.3	225-4	88	148	64	1206	15.9	45
Dantley	45-45	1300	28.9	231-484	.477	0-2	.000	200-254	.787	78	94	172	3.8	80	1.8	99-0	20	75	7	662	14.7	30
Donaldson	73-73	2265	31.0	258-479	.539	0-0	—	149-213	.700	155	475	630	8.6	57	0.8	129-0	22	119	47	665	9.1	21
Williams	81-19	2199	27.1	295-665	.444	2-9	.222	108-159	.679	76	315	391	4.8	119	1.5	243-4	51	106	106	700	8.6	21
Davis	73-2	1292	17.7	179-365	.490	35-104	.337	77-100	.770	12	81	93	1.3	242	3.3	151-2	47	86	9	470	6.4	25
Wennington	60-2	814	13.6	105-234	.449	0-4	.000	60-75	.800	64	134	198	3.3	41	0.7	144-2	20	50	21	270	4.5	14
White	55-2	707	12.9	93-252	.369	1-14	.071	50-89	.562	78	95	173	3.1	21	0.4	124-0	24	47	6	237	4.3	18
Alford	41-0	302	7.4	63-138	.457	7-22	.318	35-37	.946	2	23	25	0.6	39	1.0	22-0	15	16	3	168	4.1	16
Jones	66-0	650	9.8	72-194	.371	4-13	.308	47-69	.681	33	49	82	1.2	29	0.4	77-0	32	42	16	195	3.0	13
McCann	10-0	62	6.2	7-21	.333	0-0	—	12-14	.857	4	8	12	1.2	6	0.6	7-0	2	6	2	26	2.6	8
Upshaw*	3-0	4	1.3	1-3	.333	0-1	.000	0-0	—	0	0	0	0.0	0	0.0	0-0	0	0	0	2	0.7	2
Wade*	1-0	3	3.0	0-0	—	0-0	—	0-0	—	0	0	0	0.0	2	2.0	0-0	0	0	0	0	0.0	0
Mavericks	82	19855	-	3246-6831	.475	157-486	.323	1735-2261	.767	1042	2419	3461	42.2	1776	21.7	1733-13	664	1228	398	8384	102.2	140
Opponents	82	19855	-	3288-7013	.469	175-587	.298	1627-2161	.753	1142	2398	3540	43.2	1961	23.9	1832-17	649	1236	388	8378	102.2	144

1989-90 SEASON STATISTICS & RESULTS

No	Date	H-R	W-L	Opponent	Score Dal-Opp	Home Record	Road Record	Total Record	Sk	Dallas Hi Scorer	Pt	Dallas Hi Rebr	Rb	Opponent Hi Scorer	Pt	Attend
1	11/3	H	L	L.A. Lakers	98-102	0-1	0- 0	0- 1	L1	Tarpley	23	Tarpley	17	Worthy	22	17,007
2	11/7	R	L	Sacramento	94-96	0-1	0-1	0-2	L2	Blackman	22	Tarpley	22	McCray	20	17,014
3	11/8	R	W	L.A. Clippers	123-99	0-1	1-1	1-2	W1	Tarpley	20	Rt/Jd	12	Norman	27	7,021
4	11/10	H	L	Portland	91-99	0-2	1-1	1-3	L1	Blackman	27	Tarpley	16	Duckworth	24	17,007
5	11/12	R	L	L.A. Lakers	98-107	0-2	1-2	1-4	L2	Dantley	18	Tarpley	14	Jw/Ej	22	17,505
6	11/14	R	W	Seattle (Ot)	113-109	0-2	2-2	2-4	W1	Ad/Rt	26	Tarpley	20	McDaniel	31	9,880
7	11/17	H	W	L.A. Clippers	122-105	1-2	2-2	3-4	W2	Hw/Rb	19	Perkins	12	Norman	25	16,983
8	11/18	H	W	Miami	100-99	2-2	2-2	4-4	W3	Harper	24	Perkins	14	Sundvold	15	17,007
9	11/21	R	L	Denver	95-111	2-2	2-3	4-5	L1	Blackman	21	Sp/Jd	9	English	18	8,570
10	11/24	H	W	Minnesota	99-89	3-2	2-3	5-5	W1	Blackman	23	Bw/Rw	8	Campbell	24	17,007
11	11/25	H	L	Seattle	70-117	3-3	2-3	5-6	L1	Blackman	22	Donaldson	9	McDaniel	22	17,007
12	11/29	H	W	Charlotte	102-83	4-3	2-3	6-6	W1	Blackman	22	Williams	13	Tripucka	19	15,780
13	11/30	R	L	San Antonio	89-93	4-3	2-4	6-7	L1	Rb/Dh	20	Ad/Sp	8	Cummings	20	12,110
14	12/2	R	W	Houston	106-103	4-3	3-4	7-7	W1	Harper	27	Williams	12	Olajuwon	33	15,997
15	12/5	H	W	Golden State	107-88	5-3	3-4	8-7	W2	Harper	27	Donaldson	16	Mullin	27	16,457
16	12/7	R	L	Utah	97-107	5-3	3-5	8-8	L1	Harper	24	Donaldson	8	Malone	31	12,616
17	12/8	H	L	San Antonio	93-99	5-4	3-5	8-9	L2	Williams	21	Perkins	14	Robinson	29	17,007
18	12/12	R	L	Chicago	97-105	5-4	3-6	8-10	L3	Blackman	16	White	8	Jordan	41	17,611
19	12/13	R	W	Minnesota	90-87	5-4	4-6	9-10	W1	Dantley	21	Perkins	10	Tc/Bl	19	20,187
20	12/15	R	W	Philadelphia	95-88	5-4	5-6	10-10	W2	Blackman	28	Perkins	9	Gminski	26	12,911
21	12/16	R	L	Washington	108-112	5-4	5-7	10-11	L1	Dantley	22	Donaldson	8	King	31	7,310
22	12/19	R	L	Charlotte	97-102	5-4	5-8	10-12	L2	Perkins	24	Sp/Hw	11	Chapman	27	23,901
23	12/20	R	W	New Jersey	84-78	5-4	6-8	11-12	W1	Sp/Rb	19	Perkins	11	Hopson	17	7,010
24	12/22	H	W	L.A. Clippers	101-92	6-4	6-6	12-12	W2	Blackman	31	Perkins	14	Harper	23	16,911
25	12/23	H	W	Sacramento	102-95	7-4	6-8	13-12	W3	Blackman	27	Donaldson	18	Ainge	23	16,127
26	12/27	H	W	Atlanta	114-101	8-4	6-8	14-12	W4	Harper	25	Donaldson	14	Wilkins	16	17,007
27	12/29	H	L	Portland (3Ot)	140-144	8-5	6-8	14-13	L1	Harper	42	Donaldson	27	Drexler	32	17,007
28	12/30	H	W	Denver (Ot)	116-109	9-5	6-8	15-13	W1	Blackman	29	Donaldson	16	Lever	26	17,007
29	1/2	H	W	Indiana	110-106	10-5	6-8	16-13	W2	Blackman	29	Donaldson	15	Miller	36	16,173
30	1/4	R	L	Phoenix	102-119	10-5	6-9	16-14	L1	Blackman	23	Donaldson	11	Chambers	35	14,487
31	1/5	H	L	Philadelphia	79-104	10-6	6-9	16-15	L2	Perkins	19	Donaldson	10	Dawkins	21	17,007
32	1/8	H	W	Seattle	110-96	11-6	6-9	17-15	W1	Blackman	21	Sp/Dh	11	McDaniel	19	16,561
33	1/10	R	L	Golden State	119-123	11-6	6-10	17-16	L1	Blackman	30	Perkins	8	Teagle	28	15,025
34	1/11	R	L	Seattle	87-98	11-6	6-11	17-17	L2	Blackman	30	Donaldson	19	Ellis	29	9,397
35	1/13	H	L	Utah	99-109	11-7	6-11	17-18	L3	Dantley	30	Bw/Jd	9	Malone	42	17,007
36	1/15	R	L	Denver	90-101	11-7	6-12	17-19	L4	Harper	26	Rw/Jd	10	English	29	9,256
37	1/17	H	L	Phoenix	83-108	11-8	6-12	17-20	L5	Jd/Rb	17	Donaldson	11	Chambers	26	17,007
38	1/19	H	W	New York	117-103	12-8	6-12	18-20	W1	Dh/Bd	25	Donaldson	11	Ewing	38	17,007
39	1/20	H	W	Cleveland (Ot)	105-96	12-8	6-12	19-20	W2	Harper	28	Donaldson	13	J. Williams	23	17,007
40	1/23	H	W	Washington	129-105	14-8	6-12	20-20	W3	Dantley	24	Jd/Bw	10	Malone	18	16,203
41	1/26	H	W	Sacramento	106-93	15-8	6-12	21-20	W4	Perkins	19	Donaldson	11	McCray	22	17,007
42	1/27	R	W	Houston	99-92	15-8	7-12	22-20	W5	Harper	21	Donaldson	13	Olajuwon	32	16,611
43	1/29	H	W	New Jersey	106-88	16-8	7-12	23-20	W6	Tarpley	23	Donaldson	11	Bowie	13	16,151
44	1/31	H	W	Houston	98-91	17-8	7-12	24-20	W7	Harper	21	Tarpley	12	Thorpe	29	17,007
45	2/2	R	L	Utah	92-105	17-8	7-13	24-21	L1	Blackman	23	Rt/Sp	9	Malone	30	12,616
46	2/3	R	L	Portland	100-131	17-8	7-14	24-22	L2	Perkins	24	Tarpley	16	Williams	24	12,884
47	2/6	R	W	Sacramento	100-90	17-8	8-14	25-22	W1	Dh/Rb	20	Sp/Rt	11	Tisdale	18	17,014
48	2/8	H	W	Minnesota	90-77	18-8	8-14	26-22	W2	Blackman	21	Tarpley	10	Tc/Tm	17	17,007
49	2/13	H	W	San Antonio	103-96	19-8	8-14	27-22	W3	Harper	22	Tarpley	17	Cummings	22	17,007
50	2/17	H	W	Orlando	135-108	20-8	8-14	28-22	W4	Tarpley	18	Rt/Jd/Rw	8	Catledge	22	17,007
51	2/18	R	W	Cleveland	96-87	20-8	9-14	29-22	W5	Perkins	24	Donaldson	12	Nance	20	16,369
52	2/22	R	L	Milwaukee	97-109	20-8	9-15	29-23	L1	Tarpley	26	Tarpley	17	Pierce	33	15,136
53	2/23	R	W	Indiana	102-91	20-8	10-15	30-23	W1	Perkins	24	Tarpley	13	Smits	21	12,837
54	2/25	R	W	Minnesota	87-82	20-8	11-15	31-23	W2	Tarpley	26	Tarpley	16	Murphy	16	24,141
55	2/27	R	L	New York	87-110	20-8	11-16	31-24	L1	Tarpley	22	Tarpley	8	Ewing	21	17,093
56	2/28	R	L	Boston	96-111	20-8	11-17	31-25	L2	Harper	30	Tarpley	14	Bird	31	14,890
57	3/2	H	W	Phoenix	108-102	21-8	11-17	32-25	W1	Perkins	27	White	12	Tc/Kj	28	17,007
58	3/3	R	L	Denver	89-106	21-8	11-18	32-26	L1	Perkins	16	Wennington	7	English	24	12,207
59	3/7	H	L	L.A. Lakers	91-103	21-9	11-18	32-27	L2	Harper	24	Tarpley	18	Worthy	24	17,007
60	3/10	R	L	Houston	95-105	21-9	11-19	32-28	L3	Harper	27	Tarpley	18	Olajuwon	25	16,611
61	3/14	H	W	Boston	113-102	22-9	11-19	33-28	W1	Perkins	30	Tarpley	13	Mchale	30	17,007
62	3/16	H	W	Denver	104-97	23-9	11-19	34-26	W2	Harper	26	Tarpley	18	Davis	24	17,007
63	3/18	R	L	Detroit	84-114	23-9	11-20	34-29	L1	Perkins	18	Tarpley	9	Je/Bl	16	21,454
64	3/19	R	W	Atlanta	117-110	23-9	12-20	35-29	W1	Tarpley	24	Tarpley	14	Wilkins	32	12,357
65	3/22	R	W	Orlando	116-106	23-9	13-20	36-29	W2	Blackman	32	Tarpley	15	Ss/Na	22	15,077
66	3/23	R	W	Miami	106-103	23-9	14-20	37-29	W3	Harper	34	Donaldson	12	Frank	24	15,000
67	3/25	H	W	Detroit (Ot)	98-96	24-9	14-20	38-29	W4	Blackman	23	Rt/Sp	9	Thomas	22	17,007
68	3/27	H	W	Golden State	118-108	25-9	14-20	39-29	W5	Blackman	25	Tarpley	17	Richmond	32	17,007
69	3/29	R	W	San Antonio	109-105	25-9	15-20	40-29	W6	Blackman	28	Tarpley	13	Robinson	33	15,335
70	3/30	H	L	Minnesota	82-84	25-10	15-20	40-30	L1	Harper	22	Tarpley	16	Campbell	23	17,007
71	4/1	H	W	Milwaukee	86-72	26-10	15-20	41-30	W1	Tarpley	24	Tarpley	25	Roberts	13	17,007
72	4/3	R	L	Phoenix	111-117	26-10	15-21	41-31	L1	Blackman	22	Tarpley	8	Chambers	34	14,487
73	4/4	H	W	San Antonio	104-98	27-10	15-21	42-31	W1	Blackman	28	Tarpley	18	Robinson	32	17,007
74	4/7	H	L	Chicago	108-109	27-11	15-21	42-32	L1	Harper	28	Donaldson	13	Jordan	43	17,007
75	4/9	R	L	L.A. Lakers	106-113	27-11	15-22	42-33	L2	Blackman	19	Perkins	11	Johnson	38	17,505
76	4/10	R	L	L.A. Clippers	90-98	27-11	15-23	42-34	L3	Harper	30	Tarpley	16	Garrick	17	13,391
77	4/12	R	W	Golden State	140-133	27-11	16-23	43-34	W1	Perkins	45	Tarpley	15	Hardaway	26	15,025
78	4/13	R	L	Portland	92-124	27-11	16-24	43-35	L1	Hw/Dh	16	Tarpley	9	Kd/Cd	22	12,884
79	4/17	H	W	Utah	97-96	28-11	16-24	44-35	W1	Harper	24	Tarpley	11	Malone	39	17,007
80	4/19	R	W	Charlotte	111-102	28-11	17-24	45-35	W2	Blackman	21	Tarpley	10	Gilliam	20	23,901
81	4/20	H	W	Houston	121-120	29-11	17-24	46-35	W3	Harper	26	Tarpley	10	Floyd	35	17,007
82	4/22	H	W	Charlotte	118-107	30-11	17-24	47-35	W4	Perkins	17	Wennington	8	Tripucka	24	17,007



1988-1989

TOP ROW L-R HEAD COACH JOHN MACLEOD, ASSISTANT COACH RICHIE ADUBATO, SPECIAL ASSIGNMENT COACH CLIFFORD RAY, HERB WILLIAMS, UWE BLAB, JAMES DONALDSON, BILL WENNINGTON, SAM PERKINS, ASSISTANT COACH GAR HEARD, VP/BASKETBALL OPERATIONS RICK SUND, CHIEF OPERATING OFFICER/GM NORM SONJU
BOTTOM ROW L-R EQUIPMENT MANAGER KYLE LEATH, DEREK HARPER, ANTHONY JONES, TERRY TYLER, ADRIAN DANTLEY, ROLANDO BLACKMAN, MORLON WILEY, BRAD DAVIS, TRAINER DOUG ATKINSON [NOT PICTURED: ROY TARPLEY]

SEASON NOTEBOOK

Won 38, lost 44 (fourth, Midwest)…the Mavericks' playoff hopes were eliminated on the last night of the season with a Portland victory over Sacramento…that game was the final game of the NBA's regular season schedule…Dallas dressed a full complement of 12 players in just 23 of 82 games and only three times in the final 36 games (the period after the Feb. 15 Aguirre/Dantley trade)…the Mavericks started the season 9-3 and owned the best record in the Western Conference when they stood 17-9 on Dec. 29 (the latest point in any season for the Mavericks ever to have the best record in the conference)…overall Dallas was: 17-32 during Roy Tarpley's suspension, 26-37 in all games without Tarpley, 13-23 after the Aguirre/Dantley trade, 7-17 after Donaldson's knee injury and 9-21 in all games without Donaldson.

	G-S	Min	Avg	Fg-Att	Pct	3Fg-Att	Pct	Ft-Att	Pct	Off	Def	Reb	Avg	Ast	Avg	Pf-D	Stl	To	Blk	Pts	Avg	Hi
Dantley (Tot)	73-67	2422	33.2	470-954	.493	0-1	.000	460-568	.810	117	200	317	4.3	171	2.3	186-1	43	163	13	1400	19.2	35
Dantley (Dal)	31-25	1081	34.9	212-459	.462	0-1	.000	204-263	.776	64	89	153	4.9	78	2.5	87-0	20	82	7	628	20.3	34
Blackman	78-78	2946	37.8	594-1249	.476	30-85	.353	316-370	.854	70	203	273	3.5	288	3.7	137-0	65	165	20	1534	19.7	37
Harper	81-81	2968	36.6	538-1127	.477	99-278	.356	229-284	.806	46	182	228	2.8	570	7.0	219-3	172	205	41	1404	17.3	38
Tarpley	19-6	591	31.1	131-242	.541	0-1	.000	66-96	.688	77	141	218	11.5	17	0.9	70-2	28	45	30	328	17.3	35
Perkins	78-77	2860	36.7	445-959	.464	7-38	.184	274-329	.833	235	453	688	8.8	127	1.6	224-1	76	141	92	1171	15.0	30
Williams (Tot)	76-66	2470	32.5	322-739	.436	0-5	.000	133-194	.686	135	458	593	7.8	124	1.6	236-5	46	149	134	777	10.2	25
Williams (Dal)	30-20	903	30.1	78-197	.396	0-2	.000	43-68	.632	48	149	197	6.6	36	1.2	80-2	15	41	54	199	6.6	15
Donaldson	53-53	1746	32.9	193-337	.573	0-0	—	95-124	.766	158	412	570	10.8	38	0.7	111-0	24	83	81	481	9.1	21
Davis	78-4	1395	17.9	183-379	.483	32-102	.314	99-123	.805	14	94	108	1.4	242	3.1	151-0	48	92	18	497	6.4	17
Tyler	70-11	1057	15.1	169-360	.469	1-9	.111	47-62	.758	74	135	209	3.0	40	0.6	90-0	24	51	39	386	5.5	20
Wennington	65-9	1074	16.5	119-275	.433	1-9	.111	61-82	.744	82	204	286	4.4	46	0.7	211-3	16	54	35	300	4.6	21
Jones (Tot)	33-0	196	5.9	29-79	.367	4-16	.250	14-16	.875	14	14	28	0.8	17	0.5	20-0	11	5	3	76	2.3	8
Jones (Dal)	25-0	131	5.2	24-64	.375	4-15	.267	12-14	.857	10	10	20	0.8	13	0.5	13-0	9	4	2	64	2.6	8
Wiley	51-1	408	8.0	46-114	.404	6-24	.250	13-16	.813	13	34	47	0.9	76	1.5	61-0	25	34	6	111	2.2	10
Blab	37-0	208	5.6	24-52	.462	0-0	—	20-25	.800	11	33	44	1.2	12	0.3	36-0	3	14	13	68	1.8	10
Aguirre*	44-44	1529	34.8	373-829	.450	29-99	.293	178-244	.730	90	145	235	5.3	189	4.3	128-0	29	140	29	953	21.7	41
Schrempf*	37-1	845	22.8	112-263	.426	2-16	.125	127-161	.789	56	110	166	4.5	86	2.3	118-3	24	56	9	353	9.5	24
Alford*	9-0	38	4.2	3-11	.273	0-2	.000	1-2	.500	0	3	3	0.3	9	1.0	3-0	1	1	0	7	0.8	4
Mavericks	82	19780	-	3244-6917	.469	211-681	.310	1785-2263	.789	1048	2397	3445	42.0	1867	22.8	1739-14	579	1233	476	8484	103.5	131
Opponents	82	19780	-	3422-7304	.469	166-515	.322	1573-2090	.753	1231	2500	3731	45.5	2133	26.0	1869-11	660	1175	388	8583	104.7	134

1988-89 SEASON STATISTICS & RESULTS

No	Date	H-R	W-L	Opponent	Score Dal-Opp	Home Record	Road Record	Total Record	Sk	Dallas Hi Scorer	Pt	Dallas Hi Rebr	Rb	Opponent Hi Scorer	Pt	Attend
1	11/4	H	L	L.A. Lakers	113-116	0-1	0-0	0-1	L1	Blackman	34	Donaldson	9	Worthy	25	17,007
2	11/5	R	W	Houston (Ot)	114-113	0-1	1-0	1-1	W1	Sp/Dh	25	Donaldson	12	Olajuwon	33	16,611
3	11/8	H	W	Miami	92-88	1-1	1-0	2-1	W2	Blackman	20	Tarpley	12	Edwards	21	16,129
4	11/9	R	L	Phoenix	103-111	1-1	1-1	2-2	L1	Tarpley	35	Tarpley	17	E. Johnson	37	9, 241
5	11/11	H	W	San Antonio	115-102	2-1	1-1	3-2	W1	Harper	25	Perkins	10	Cook	19	17,007
6	11/12	H	W	Sacramento	111-71	3-1	1-1	4-2	W2	Aguirre	22	Donaldson	14	Pinckney	15	17,007
7	11/15	H	L	Detroit	99-108	3-2	1-1	4-3	L1	Aguirre	37	Donaldson	10	Laimbeer	23	17,007
8	11/17	H	W	Charlotte	105-93	4-2	1-1	5-3	W1	Aguirre	26	Perkins	13	Tripucka	15	16,512
9	11/19	R	W	Seattle	112-106	4-2	2-1	6-3	W2	Aguirre	29	Donaldson	15	McDaniel	31	11,608
10	11/23	H	W	Denver	125-106	5-2	2-1	7-3	W3	Perkins	30	Donaldson	17	English	30	17,007
11	11/25	H	W	Atlanta	100-95	6-2	2-1	8-3	W4	Harper	28	Donaldson	13	Wilkins	26	17,007
12	11/26	H	W	Utah	113-93	7-2	2-1	9-3	W5	Harper	29	Aguirre	10	Malone	25	17,007
13	11/30	H	L	Houston	89-101	7-3	2-1	9-4	L1	Blackman	26	Donaldson	10	Chievous	25	17,007
14	12/2	H	L	New York	101-104	7-4	2-1	9-5	L2	Aguirre	24	Perkins	12	Ewing	23	17,007
15	12/3	H	L	Chicago	100-113	7-5	2-1	9-6	L3	Aguirre	23	Donaldson	10	Jordan	39	17,007
16	12/7	H	W	Seattle	102-98	8-5	2-1	10-6	W1	Harper	31	Perkins	9	Ellis	26	17,007
17	12/9	R	W	Utah	97-89	8-5	3-1	11-6	W2	Blackman	22	Perkins	11	Malone	29	12,444
18	12/10	H	L	Cleveland	98-102	8-6	3-1	11-7	L1	Blackman	25	Donaldson	14	Price	22	17,007
19	12/13	H	W	Golden State	117-111	9-6	3-1	12-7	W1	Aguirre	32	Tarpley	10	Richmond	31	17,007
20	12/16	R	W	Charlotte	107-88	9-6	4-1	13-7	W2	Aguirre	24	Perkins	14	Tripucka	21	23,388
21	12/17	R	W	Miami	104-87	9-6	5-1	14-7	W3	Perkins	16	Perkins	10	Sparrow	16	15,008
22	12/20	R	W	Philadelphia	108-102	9-6	6-1	15-7	W4	Perkins	25	Perkins	9	Barkley	35	12,784
23	12/21	R	L	New Jersey (Ot)	120-122	9-6	6-2	15-8	L1	Aguirre	26	Tarpley	14	Rh/Bw	24	10,113
24	12/23	R	L	Milwaukee	101-113	9-6	6-3	15-9	L2	Blackman	21	Donaldson	12	Cummings	30	18,633
25	12/27	H	W	San Antonio	110-101	10-6	6-3	16-9	W1	Aguirre	33	Tarpley	16	Robertson	25	17,007
26	12/29	H	W	Boston	131-115	11-6	6-3	17-9	W2	Blackman	32	Perkins	14	Mchale	29	17,007
27	1/3	R	L	Sacramento	98-123	11-6	6-4	17-10	L1	Blackman	20	Tarpley	10	Petersen	25	16,517
28	1/6	R	L	Phoenix	111-120	11-6	6-5	17-11	L2	Blackman	26	Donaldson	13	Chambers	31	14,471
29	1/7	R	L	Denver	94-115	11-6	6-6	17-12	L3	Schrempf	16	Donaldson	11	Davis	24	17,022
30	1/9	H	L	Philadelphia	103-121	11-7	6-6	17-13	L4	Harper	38	Perkins	11	Barkley	26	17,007
31	1/11	R	L	Golden State	106-107	11-7	6-7	17-14	L5	Aguirre	41	Donaldson	12	Mullin	35	12,341
32	1/12	R	L	Seattle	95-130	11-7	6-8	17-15	L6	Schrempf	24	Donaldson	8	Ellis	36	14,290
33	1/14	R	L	Houston	98-110	11-7	6-9	17-16	L7	Aguirre	23	Donaldson	10	Olajuwon	29	16,611
34	1/15	H	W	Portland	111-108	12-7	6-9	18-16	W1	Blackman	24	Schrempf	12	Drexler	25	17,007
35	1/18	H	W	Denver	102-92	13-7	6-9	19-16	W2	Aguirre	26	Donaldson	13	Schayes	20	17,007
36	1/20	R	L	L.A. Lakers	99-115	13-7	6-10	19-17	L1	Harper	25	Donaldson	9	Johnson	30	17,505
37	1/24	R	L	Chicago	91-109	13-7	6-11	19-18	L2	Ma/Rb	22	Donaldson	9	Jordan	24	17,566
38	1/25	H	W	L.A. Clippers	117-98	14-7	6-11	20-18	W1	Aguirre	24	Donaldson	13	Dailey	22	17,007
39	1/27	H	W	San Antonio	126-82	15-7	6-11	21-18	W2	Aguirre	35	Aguirre	10	Fb/Cn	16	17,007
40	1/29	H	L	L.A. Lakers	93-118	15-8	6-11	21-19	L1	Aguirre	16	Perkins	10	Green	25	17,007
41	1/31	H	L	Utah	84-99	15-9	6-11	21-20	L2	Harper	25	Donaldson	17	Stockton	30	17,007
42	2/3	H	W	Phoenix	121-117	16-9	6-11	22-20	W1	Aguirre	36	Sp/Jd	13	Chambers	27	17,007
43	2/6	R	W	L.A. Clippers	129-111	16-9	7-11	23-20	W2	Perkins	25	Donaldson	10	Smith	23	9,377
44	2/7	R	L	Portland	125-134	16-9	7-12	23-21	L1	Blackman	37	Sp/Jd	10	Kersey	33	12,848
45	2/9	R	W	Utah	94-87	16-9	8-12	24-21	W1	Aguirre	32	Perkins	11	Malone	30	12,444
46	2/14	H	W	L.A. Clippers	117-98	17-9	8-12	25-21	W2	Aguirre	29	Donaldson	16	Smith	20	17,007
47	2/16	H	W	Miami	93-80	18-9	8-12	26-21	W3	Blackman	17	Donaldson	22	Edwards	16	17,007
48	2/18	H	L	Houston	94-105	18-10	8-12	26-22	L1	Blackman	23	Donaldson	19	Olajuwon	29	17,007
49	2/20	R	W	San Antonio	105-93	18-10	9-12	27-22	W1	Blackman	37	Donaldson	21	Brickowski	24	9,326
50	2/22	R	L	Denver	106-109	18-10	9-13	27-23	L1	Blackman	33	Perkins	12	Davis	20	11,667
51	2/24	H	L	Golden State	92-127	18-11	9-13	27-24	L2	Blackman	23	Tyler	12	Mullin	34	17,007
52	2/25	H	W	Washington	127-93	19-11	9-13	28-24	W1	Dantley	32	Perkins	17	J. Williams	22	17,007
53	2/27	R	L	Atlanta	83-105	19-11	9-14	28-25	L1	Blackman	22	Williams	11	Wilkins	20	16,305
54	2/28	R	W	Miami (Ot)	111-110	19-11	10-14	29-25	W1	Blackman	27	Sp/Hw	10	Long	24	14,779
55	3/3	R	L	Boston	106-107	19-11	10-15	29-26	L1	Harper	24	Sp/Hw	10	Parish	27	14,890
56	3/4	R	L	Washington	105-119	19-11	10-16	29-27	L2	Dantley	29	Perkins	10	Malone	28	9,411
57	3/6	H	W	New Jersey	105-99	20-11	10-16	30-27	W1	Harper	28	Donaldson	22	Hinson	23	17,007
58	3/8	H	W	Portland	99-92	21-11	10-16	31-27	W2	Dantley	23	Perkins	17	Drexler	23	17,007
59	3/10	R	L	Houston	87-96	21-11	10-17	31-28	L1	Blackman	24	Williams	12	Olajuwon	29	16,611
60	3/11	R	L	San Antonio	90-97	21-11	10-18	31-29	L2	Blackman	24	Perkins	14	W. Anderson	20	12,748
61	3/13	H	L	Milwaukee	95-111	21-12	10-18	31-30	L3	Dantley	18	Williams	12	Cummings	25	17,007
62	3/15	R	L	Golden State	100-113	21-12	10-19	31-31	L4	Ad/Sp	23	Perkins	8	Mullin	32	15,025
63	3/17	R	L	L.A. Lakers	103-106	21-12	10-20	31-32	L5	Perkins	25	Dantley	10	M. Johnson	31	17,505
64	3/18	R	L	Sacramento	90-100	21-12	10-21	31-33	L6	Dantley	30	Perkins	14	K. Smith	23	16,517
65	3/20	R	L	Portland	91-112	21-12	10-22	31-34	L7	Dantley	24	Perkins	11	Drexler	29	12,880
66	3/22	R	L	L.A. Clippers	112-116	21-12	10-23	31-35	L8	Blackman	24	Perkins	11	Benjamin	23	9,721
67	3/24	H	L	Denver	105-114	21-13	10-23	31-36	L9	Dantley	30	Perkins	8	English	18	17,007
68	3/27	R	L	Detroit	77-90	21-13	10-24	31-37	L10	Blackman	23	Perkins	9	Thomas	30	21,454
69	3/28	R	L	Cleveland	90-102	21-13	10-25	31-38	L11	Harper	20	Wennington	10	Harper	26	19,184
70	3/30	R	L	New York	98-99	21-13	10-26	31-39	L12	Perkins	21	Perkins	9	Ewing	26	18,533
71	3/31	R	W	Indiana	105-102	21-13	11-26	32-39	W1	Harper	29	Williams	9	Person	24	11,318
72	4/2	H	W	Miami	98-96	22-13	11-26	33-39	W2	Dantley	25	Hw/Sp	11	Edwards	27	16,846
73	4/4	R	L	Utah	80-95	22-13	11-27	33-40	L1	Dantley	25	Perkins	6	Malone	22	12,444
74	4/7	H	W	Sacramento	115-102	23-13	11-27	34-40	W1	Harper	34	Wennington	8	Berry	23	16,723
75	4/8	H	L	Seattle	90-114	23-14	11-27	34-41	L1	Wennington	21	Perkins	13	Ellis	34	17,007
76	4/10	H	L	Indiana	103-110	23-15	11-27	34-42	L2	Dantley	26	Perkins	15	Miller	25	18,750
77	4/12	H	L	Phoenix	94-109	23-16	11-27	34-43	L3	Dantley	17	Tarpley	13	Hornacek	21	16,851
78	4/14	R	W	San Antonio	118-110	23-16	12-27	35-43	W1	Dantley	34	Tarpley	10	Robertson	24	10,720
79	4/16	H	L	Houston (Ot)	112-114	23-17	12-27	35-44	L1	Tarpley	28	Tarpley	14	Olajuwon	34	17,007
80	4/18	R	W	Miami	103-99	23-17	13-27	36-44	W1	Ad/Dh	23	Williams	8	Edwards	25	15,008
81	4/21	H	W	Utah	91-88	24-17	13-27	37-44	W2	Tarpley	33	Tarpley	17	Stockton	19	17,007
82	4/23	R	W	Denver	113-96	24-17	14-27	38-44	W3	Blackman	21	Tarpley	20	Lever	33	13,547

1987-1988

TOP ROW L-R HEAD COACH JOHN MACLEOD, ASSISTANT COACH RICHIE ADUBATO, SPECIAL ASSIGNMENT COACH CLIFFORD RAY, ROY TARPLEY, UWE BLAB, JAMES DONALDSON, BILL WENNINGTON, SAM PERKINS, ASSISTANT COACH GAR HEARD, VP/BASKETBALL OPERATIONS RICK SUND, CHIEF OPERATING OFFICER/GM NORM SONJU
BOTTOM ROW L-R EQUIPMENT MANAGER KYLE LEATH, MARK AGUIRRE, STEVE ALFORD, BRAD DAVIS, ROLANDO BLACKMAN, JIM FARMER, DEREK HARPER, DETLEF SCHREMPF, TRAINER DOUG ATKINSON

SEASON NOTEBOOK

Won 53, lost 29 (second, Midwest)…advanced to the conference finals for the first time in club history, losing to the eventual World Champion Lakers in Dallas' first-ever 7-game series…ousted Houston and Denver in the first two rounds of the playoffs, winning four road games in the process…the Denver series was the first ever won by Dallas without the benefit of home court advantage…in his first year as head coach, John MacLeod became the eighth man in NBA history to inherit a 50-win team, and post 50+ wins…he also became the eighth coach to reach the 600-win milestone (Jan. 13)…Aguirre and Donaldson both played in the All-Star Game in Chicago…Roy Tarpley won the NBA Sixth Man of the Year Award…Tarpley ranked seventh in the NBA in rebounding…Dallas was the only NBA team to use just 12 players.

	G-S	Min	Avg	Fg-Att	Pct	3fg-Att	Pct	Ft-Att	Pct	Off	Def	Reb	Avg	Ast	Avg	Pf-D	Stl	To	Blk	Pts	Avg	Hi
Aguirre	77-77	2610	33.9	746-1571	.475	52-172	.302	388-504	.770	182	252	434	5.6	278	3.6	223-1	70	203	57	1932	25.1	38
Blackman	71-69	2580	36.3	497-1050	.473	0-5	.000	331-379	.873	82	164	246	3.5	262	3.7	112-0	64	144	18	1325	18.7	32
Harper	82-82	3032	37.0	536-1167	.459	60-192	.313	261-344	.759	71	175	246	3.0	634	7.7	164-0	168	190	35	1393	17.0	35
Perkins	75-75	2499	33.3	394-876	.450	5-30	.167	273-332	.822	201	400	601	8.0	118	1.6	227-2	74	119	54	1066	14.2	26
Tarpley	81-9	2307	28.5	444-888	.500	0-5	.000	205-277	.740	360	599	959	11.8	86	1.1	313-8	103	172	86	1093	13.5	29
Schrempf	82-4	1587	19.4	246-539	.456	5-32	.156	201-266	.756	102	177	279	3.4	159	1.9	189-0	42	108	32	698	8.5	22
Davis	75-12	1480	19.7	208-415	.501	30-74	.405	91-108	.843	18	84	102	1.4	303	4.0	149-0	51	91	18	537	7.2	25
Donaldson	81-81	2523	31.1	212-380	.558	0-0	—	147-189	.778	247	508	755	9.3	66	0.8	175-2	40	113	104	571	7.0	20
Blab	73-1	658	9.0	58-132	.439	0-0	—	46-65	.708	52	82	134	1.8	35	0.5	108-1	8	49	29	162	2.2	12
Alford	28-0	197	7.0	21-55	.382	1-8	.125	16-17	.941	3	20	23	0.8	23	0.8	23-0	17	12	3	59	2.1	10
Wennington	30-0	125	4.2	25-49	.510	1-2	.500	12-19	.632	14	25	39	1.3	4	0.1	33-0	5	9	9	63	2.1	10
Farmer	30-0	157	5.2	26-69	.377	0-6	.000	9-10	.900	9	9	18	0.6	16	0.5	18-0	3	22	1	61	2.0	8
Mavericks	82	19755	-	3413-7191	.475	154-526	.293	1980-2510	.789	1341	2495	3836	46.8	1984	24.2	1734-14	645	1257	446	8960	109.3	135
Opponents	82	19755	-	3468-7385	.470	167-517	.323	1499-1957	.766	1200	2233	3433	41.9	2240	27.3	1997-20	612	1228	436	8602	104.9	133

1987-88 SEASON STATISTICS & RESULTS

No	Date	H-R	W-L	Score Opponent	Home Dal-Opp	Road Record	Total Record	Record	Dallas Sk	Hi Scorer	Dallas Pt	Hi Rebr	Opponent Rb	Hi Scorer	Pt	Attend
1	11/6	H	W	Utah	95- 93	1-0	0-0	1-0	W1	Aguirre	31	Donaldson	13	Malone	25	17,007
2	11/7	R	L	San Antonio	106-130	1-0	0-1	1-1	L1	Aguirre	29	Donaldson	8	Robertson	30	14,172
3	11/10	R	W	Seattle	117-101	1-0	1-1	2-1	W1	Aguirre	25	Aguirre	8	Ellis	28	10,447
4	11/11	R	L	Utah	92-121	1-0	1-2	2-2	L1	Aguirre	21	Tarpley	14	Malone	32	12,212
5	11/13	H	L	Seattle	95-103	1-1	1-2	2-3	L2	Rb/Sp	19	Donaldson	9	Ellis	22	17,007
6	11/14	H	W	Portland	127-116	2-1	1-2	3-3	W1	Ma/Dh	35	Tarpley	17	Vandeweghe	26	17,007
7	11/18	H	W	L.A. Clippers	97-87	3-1	1-2	4-3	W2	Aguirre	31	Tarpley	16	Cage	24	16,785
8	11/20	R	L	L.A. Lakers	116-119	3-1	1-3	4-4	L1	Aguirre	35	Blackman	7	Scott	25	17,505
9	11/21	R	W	Sacramento	103-96	3-1	2-3	5-4	W1	Harper	27	Donaldson	13	Smith	25	10,333
10	11/25	H	W	Detroit	113-107	4-1	2-3	6-4	W2	Blackman	30	Perkins	12	Dumars	19	17,007
11	11/27	H	W	Chicago	94-93	5-1	2-3	7-4	W3	Aguirre	26	Tarpley	10	Jordan	25	17,007
12	11/28	R	L	Denver	98-106	5-1	2-4	7-5	L1	Blackman	28	Tarpley	18	English	25	13,400
13	12/4	H	W	Golden State	116-95	6-1	2-4	8-5	W1	Aguirre	28	Schrempf	14	Carroll	25	17,007
14	12/5	H	W	Denver	109-96	7-1	2-4	9-5	W2	Aguirre	35	Aguirre	11	Ae/Jv	16	17,007
15	12/9	H	W	Sacramento	125-98	8-1	2-4	10-5	W3	Aguirre	28	Sp/Rt	8	Thorpe	18	16,393
16	12/11	H	W	Phoenix (Ot)	108-104	9-1	2-4	11-5	W4	Aguirre	28	Donaldson	20	Edwards	32	17,007
17	12/13	R	W	Milwaukee	113-99	9-1	3-4	12-5	W5	Perkins	21	Donaldson	9	Tc/Js	19	11,052
18	12/15	R	L	Cleveland	93-106	9-1	3-5	12-6	L1	Harper	21	Donaldson	12	Daugherty	21	6,852
19	12/16	R	W	New Jersey (Ot)	109-105	9-1	4-5	13-6	W1	Aguirre	31	Ma/Jd	10	Gminski	24	9,877
20	12/18	R	L	Detroit	112-117	9-1	4-6	13-7	L1	Aguirre	35	Donaldson	12	Dantley	28	19,426
21	12/19	R	L	Philadelphia	90-95	9-1	4-7	13-8	L2	Blackman	25	Donaldson	15	Barkley	23	12,477
22	12/22	R	W	Chicago	111-100	9-1	5-7	14-8	W1	Aguirre	32	Donaldson	18	Jordan	28	18,103
23	12/23	R	W	Indiana	110-109	9-1	6-7	15-8	W2	Aguirre	36	Perkins	11	Person	31	14,242
24	12/26	H	W	Houston	105-100	10-1	6-7	16-8	W3	Harper	27	Sp/Jd	12	Olajuwon	24	17,007
25	12/29	H	W	Sacramento	126-117	11-1	6-7	17-8	W4	Aguirre	31	Tarpley	14	Thorpe	25	17,007
26	1/2	R	W	San Antonio	116-109	11-1	7-7	18-8	W5	Aguirre	23	Jd/Tarp	10	Berry	28	12,426
27	1/4	R	L	Houston	107-117	11-1	7-8	18-9	L1	Aguirre	31	Donaldson	11	Olajuwon	31	16,611
28	1/6	R	L	L.A. Lakers	89-103	11-1	7-9	18-10	L2	Aguirre	29	Donaldson	12	Scott	28	17,505
29	1/7	R	W	Phoenix	105-91	11-1	8-9	19-10	W1	Harper	27	Tarpley	12	Davis	25	11,473
30	1/9	R	W	Golden State	115-99	11-1	9-9	20-10	W2	Aguirre	33	Tarpley	19	Sampson	21	12,907
31	1/13	H	W	Indiana	110-108	12-1	9-9	21-10	W3	Aguirre	35	Tarpley	23	Long	26	17,007
32	1/16	H	L	Atlanta	98-101	12-2	9-9	21-11	L1	Aguirre	32	Tarpley	8	Wilkins	34	17,007
33	1/18	R	W	L.A. Clippers	99-87	12-2	10-9	22-11	W1	Aguirre	26	Tarpley	13	Dailey	27	6,936
34	1/19	R	W	Portland	120-116	12-2	11-9	23-11	W2	Aguirre	34	Donaldson	10	Drexler	27	12,666
35	1/22	H	W	L.A. Clippers	110-87	13-2	11-9	24-11	W3	Aguirre	19	Tarpley	19	Woodson	22	17,007
36	1/23	H	W	Milwaukee	113-97	14-2	11-9	25-11	W4	Aguirre	35	Rt/Jd	14	Pressey	22	17,007
37	1/26	H	W	San Antonio	128-111	15-2	11-9	26-11	W5	Aguirre	24	Jd/Rt	10	Robertson	21	17,007
38	1/27	R	W	Phoenix	121-102	15-2	12-9	27-11	W6	Aguirre	28	Donaldson	14	Johnson	24	10,592
39	1/29	H	W	Seattle	117-109	16-2	12-9	28-11	W7	Aguirre	29	Donaldson	10	Ellis	35	17,007
40	1/30	H	L	Houston	92-108	16-3	12-9	28-12	L1	Dh/Rb	16	Perkins	19	Olajuwon	29	17,007
41	2/1	H	L	New Jersey	103-108	16-4	12-9	28-13	L2	Aguirre	32	Perkins	13	Williams	23	16,703
42	2/3	R	L	Denver	105-115	16-4	12-10	28-14	L3	Aguirre	27	Donaldson	15	English	26	10,667
43	2/4	R	L	Sacramento	101-118	16-4	12-11	28-15	L4	Aguirre	35	Perkins	11	Theus	23	10,333
44	2/9	H	W	Utah	124-93	17-4	12-11	29-15	W1	Harper	21	Tarpley	13	Malone	18	17,007
45	2/10	R	L	Utah	80-93	17-4	12-12	29-16	L1	Blackman	18	Tarpley	17	Bailey	24	12,444
46	2/12	H	L	Boston	104-105	17-5	12-12	29-17	L2	Aguirre	38	Tarpley	14	Bird	39	17,007
47	2/14	R	W	L.A. Clippers	110-100	17-5	13-12	30-17	W1	Aguirre	25	Tarpley	15	Cage	20	6,535
48	2/15	R	W	Seattle (Ot)	128-122	17-5	14-12	31-17	W2	Blackman	28	Donaldson	13	Chambers	29	13,492
49	2/17	H	W	Washington	123-108	18-5	14-12	32-17	W3	Aguirre	35	Tarpley	19	Williams	22	17,007
50	2/19	H	W	Golden State	113-100	19-5	14-12	33-17	W4	Rb/Ma	27	Tarpley	15	Teagle	24	17,007
51	2/22	H	W	Phoenix	114-107	20-5	14-12	34-17	W5	Tarpley	27	Tarpley	23	Davis	22	17,007
52	2/24	H	W	Cleveland	93-89	21-5	14-12	35-17	W6	Blackman	26	Tarpley	9	West	16	17,007
53	2/25	R	W	Houston	108-106	21-5	15-12	36-17	W7	Blackman	29	Tarpley	16	Floyd	22	16,611
54	2/27	H	W	Philadelphia	100-91	22-5	15-12	37-17	W8	Ma/Sp	17	Tarpley	19	Gminski	21	17,007
55	2/29	H	W	Denver	123-96	23-5	15-12	38-17	W9	Aguirre	23	Tarpley	21	Schayes	21	17,007
56	3/2	H	W	Sacramento	115-90	24-5	15-12	39-17	W10	Ma/Rt	18	Tarpley	13	McGee	17	17,007
57	3/4	H	W	Houston	118-110	25-5	15-12	40-17	W11	Harper	27	Perkins	14	Ad/Ps	22	17,007
58	3/6	H	L	L.A. Lakers	97-108	25-6	15-12	40-18	L1	Aguirre	27	Perkins	10	Scott	28	17,007
59	3/8	H	L	Portland	110-112	25-7	15-12	40-19	L2	Aguirre	21	Rt/Sp	10	Kersey	33	17,007
60	3/12	R	W	L.A. Lakers	110-101	25-7	16-12	41-19	W1	Aguirre	21	Tarpley	21	Scott	35	17,505
61	3/14	H	W	Golden State	121-101	26-7	16-12	42-19	W2	Aguirre	20	Tarpley	16	Garland	18	17,007
62	3/16	R	L	Utah	105-120	26-7	16-13	42-20	L1	Aguirre	29	Perkins	10	Malone	29	12,444
63	3/18	R	W	L.A. Clippers	106-98	26-7	17-13	43-20	W1	Tarpley	25	Tarpley	21	Woodson	20	12,036
64	3/20	R	L	Portland	99-105	26-7	17-14	43-21	L1	Blackman	31	Tarpley	12	Drexler	21	12,666
65	3/22	H	W	New York	124-105	27-7	17-14	44-21	W1	Tarpley	29	Tarpley	24	Newman	28	17,007
66	3/25	H	W	Portland	106-101	28-7	17-14	45-21	W2	Tarpley	25	Donaldson	14	Jk/Cd	21	17,007
67	3/26	H	W	San Antonio	131-112	29-7	17-14	46-21	W3	Blackman	30	Tarpley	16	Dawkins	26	17,007
68	3/28	R	L	New York	106-114	29-7	17-15	46-22	L1	Aguirre	36	Tarpley	14	Wilkins	28	12,635
69	3/29	R	L	Atlanta	106-120	29-7	17-16	46-23	L2	Harper	25	Tarpley	19	Wilkins	40	14,583
70	4/1	R	L	Washington	103-118	29-7	17-17	46-24	L3	Aguirre	38	Donaldson	11	Malone	27	13,783
71	4/3	R	L	Boston	101-110	29-7	17-18	46-25	L4	Tarpley	22	Tarpley	15	Bird	32	14,890
72	4/6	H	W	Phoenix	119-93	30-7	17-18	47-25	W1	Blackman	32	Donaldson	9	E. Johnson	20	16,452
73	4/8	H	W	Utah	118-95	31-7	17-18	48-25	W2	Blackman	21	Tarpley	16	Stockton	15	17,007
74	4/9	H	W	Denver	135-109	32-7	17-18	49-25	W3	Harper	35	Donaldson	13	Schayes	21	17,007
75	4/12	R	W	Sacramento	104-96	32-7	18-18	50-25	W4	Blackman	32	Tarpley	13	Theus	25	10,333
76	4/13	R	L	Golden State	110-112	32-7	18-19	50-26	L1	Harper	25	Donaldson	12	Mullin	24	8,120
77	4/15	R	L	Seattle	88-115	32-7	18-20	50-27	L2	Aguirre	24	Donaldson	13	Lister	19	12,576
78	4/17	R	L	Denver	122-133	32-7	18-21	50-28	L3	Blackman	31	Rt/Jd	11	English	31	17,022
79	4/19	R	W	Houston	104-96	32-7	19-21	51-28	W1	Blackman	27	Ma/Sp	12	Olajuwon	33	16,611
80	4/20	H	L	L.A. Lakers	107-114	32-8	19-21	51-29	L1	Tarpley	24	Tarpley	13	Scott	31	17,007
81	4/22	H	W	San Antonio	127-96	33-8	19-21	52-29	W1	Aguirre	26	Tarpley	12	Robertson	20	17,007
82	4/24	R	W	San Antonio	119-109	33-8	20-21	53-29	W2	Tarpley	27	Tarpley	13	Anderson	26	7,287

1986-1987

TOP ROW L-R HEAD COACH DICK MOTTA, ASSISTANT COACH RICHIE ADUBATO, ROY TARPLEY, UWE BLAB, JAMES DONALDSON, BILL WENNINGTON, SAM PERKINS, DIRECTOR OF PLAYER PERSONNEL RICK SUND, GENERAL MANAGER NORM SONJU
BOTTOM ROW L-R EQUIPMENT MANAGER KYLE LEATH, MARK AGUIRRE, AL WOOD, BRAD DAVIS, ROLANDO BLACKMAN, DENNIS NUTT, DEREK HARPER, DETLEF SCHREMPF, TRAINER DOUG ATKINSON

SEASON NOTEBOOK

Won 55, lost 27 (first, Midwest)…Dallas finished with the league's fourth-best record…the season was full of milestones: most wins (at the time), first division title (won by 11 games, the biggest margin in the Midwest since 1980-81), winningest March ever (12-4), first 4-1 road trip, first-ever wins in Philadelphia and Milwaukee…club never lost more than two in a row in regular season, but dropped three straight in playoffs to Seattle after setting 11 records in a 151-129 Game One win…for the first time two Mavericks (Aguirre, Blackman) played in the All-Star Game…for the fifth straight year Dallas committed the fewest turnovers in the NBA (14.7)…club best 35-6 at home…for the third straight year Dallas led the NBA in 3-pointers made and attempted with then-NBA-record totals of 231-of-653…James Donaldson shattered the club rebound record averaging 11.9 per game, best in the West and among NBA centers…Dallas' defense improved from 21st in the NBA the previous season to 14th (110.4 ppg).

	G-S	Min	Avg	Fg-Att	Pct	3Fg-Att	Pct	Ft-Att	Pct	Off	Def	Reb	Avg	Ast	Avg	Pf-D	Stl	To	Blk	Pts	Avg	Hi
Aguirre	80-80	2663	33.3	787-1590	.495	53-150	.353	429-557	.770	181	246	427	5.3	254	3.2	243-4	84	217	30	2056	25.7	43
Blackman	80-80	2758	34.5	626-1264	.495	5-15	.333	419-474	.884	96	182	278	3.5	266	3.3	142-0	64	174	21	1676	21.0	41
Harper	77-76	2556	33.2	497-993	.501	76-212	.358	160-234	.684	51	148	199	2.6	609	7.9	195-0	167	138	25	1230	16.0	31
Perkins	80-80	2687	33.6	461-957	.482	19-54	.352	245-296	.828	197	419	616	7.7	146	1.8	269-6	109	132	77	1186	14.8	29
Donaldson	82-82	3028	36.9	311-531	.586	0-0	—	267-329	.812	295	678	973	11.9	63	0.8	191-0	51	104	136	889	10.8	23
Schrempf	81-5	1711	21.1	265-561	.472	33-69	.478	193-260	.742	87	216	303	3.7	161	2.0	224-2	50	110	16	756	9.3	19
Tarpley	75-1	1405	18.7	233-499	.467	1-3	.333	94-139	.676	180	353	533	7.1	52	0.7	232-3	56	101	79	561	7.5	20
Davis	82-6	1582	19.3	199-436	.456	32-106	.302	147-171	.860	27	87	114	1.4	373	4.5	159-0	63	114	10	577	7.0	24
Wood	54-0	657	12.2	121-310	.390	7-25	.280	109-139	.784	39	55	94	1.7	34	0.6	83-0	19	34	11	358	6.6	25
Wennington	58-0	560	9.7	56-132	.424	0-2	.000	45-60	.750	53	76	129	2.2	24	0.4	95-0	13	39	10	157	2.7	10
Nutt	25-0	91	3.6	16-40	.400	5-17	.294	20-22	.909	1	7	8	0.3	16	0.6	6-0	7	10	0	57	2.3	11
Blab	30-0	160	5.3	20-51	.392	0-0	—	13-28	.464	11	25	36	1.2	13	0.4	33-0	4	15	9	53	1.8	7
Jackson*	8-0	22	2.8	2-9	.222	0-0	—	7-8	.875	1	2	3	0.4	6	0.8	1-0	1	5	0	11	1.4	3
Mavericks	82	19880	-	3594-7373	.487	231-653	.354	2148-2717	.791	1219	2494	3713	45.3	2017	24.6	1873-15	688	1205	424	9567	116.7	147
Opponents	82	19880	-	3586-7503	.478	128-434	.295	1750-2293	.763	1254	2386	3640	44.4	2304	28.1	2136-26	571	1332	421	9050	110.4	144

1986-87 SEASON STATISTICS & RESULTS

No	Date	H-R	W-L	Opponent	Score Dal-Opp	Home Record	Road Record	Total Record	Sk	Dallas Hi Scorer	Pt	Dallas Hi Rebr	Rb	Opponent Hi Scorer	Pt	Attend
1	10/31	H	W	Utah	103-77	1-0	0-0	1-0	W1	Aguirre	18	Donaldson	12	Malone	12	16,692
2	11/1	R	L	San Antonio	105-108	1-0	0-1	1-1	L1	Aguirre	29	Perkins	9	Mitchell	23	13,340
3	11/4	H	W	L.A. Clippers	118-86	2-0	0-1	2-1	W1	Rb/Aguirre	20	Donaldson	11	Johnson	21	16,421
4	11/6	R	W	Seattle	147-124	2-0	1-1	3-1	W2	Wood	25	Donaldson	8	McDaniel	28	8,363
5	11/7	R	L	Portland (Ot)	113-120	2-0	1-2	3-2	L1	Aguirre	32	Perkins	13	Vandeweghe	36	12,666
6	11/11	R	L	Utah	103-104	2-0	1-3	3-3	L2	Blackman	23	Perkins/Jd	9	Malone	23	10,516
7	11/12	H	W	Houston	114-85	3-0	1-3	4-3	W1	Blackman	31	Perkins/Jd	10	Olajuwon	32	17,007
8	11/14	R	L	Denver	138-142	3-0	1-4	4-4	L1	Blackman	24	Donaldson	13	Hanzlik	33	11,707
9	11/15	H	W	Cleveland	111-96	4-0	1-4	5-4	W1	Aguirre	25	Schrempf	13	Harper	22	17,007
10	11/18	H	L	L.A. Lakers	110-114	4-1	1-4	5-5	L1	Aguirre	26	Donaldson	16	Johnson	29	17,007
11	11/20	R	W	L.A. Clippers	113-108	4-1	2-4	6-5	W1	Aguirre	31	Donaldson	10	Maxwell	19	5,312
12	11/21	R	W	Phoenix (Ot)	130-122	4-1	3-4	7-5	W2	Blackman	31	Donaldson	15	Davis	32	10,182
13	11/26	H	W	Sacramento	129-117	5-1	3-4	8-5	W3	Aguirre	29	Donaldson	14	Johnson	26	16,954
14	11/28	H	W	New Jersey	119-94	6-1	3-4	9-5	W4	Aguirre	26	Donaldson	13	King	13	17,007
15	11/29	H	W	Utah	118-107	7-1	3-4	10-5	W5	Blackman	26	Donaldson	15	Malone	23	17,007
16	12/2	R	W	Sacramento	127-124	7-1	4-4	11-5	W6	Aguirre	32	Donaldson	8	Thorpe	30	10,333
17	12/5	R	L	L.A. Lakers	104-112	7-1	4-5	11-6	L1	Donaldson	20	Perkins	12	Johnson	27	15,896
18	12/6	R	W	Golden State	109-104	7-1	5-5	12-6	W1	Blackman	22	Perkins/Tarp	10	Floyd	41	11,509
19	12/10	H	W	Portland	130-129	8-1	5-5	13-6	W2	Aguirre	27	Donaldson	18	Vandeweghe	31	17,007
20	12/11	R	L	Utah	99-103	8-1	5-6	13-7	L1	Aguirre	32	Aguir/Perk	9	Tripucka	18	12,212
21	12/13	R	W	Seattle	126-109	8-1	6-6	14-7	W1	Blackman	32	Perkins/Jd	13	Ellis/Cha	24	9,789
22	12/14	R	L	Portland	100-134	8-1	6-7	14-8	L1	Aguirre	23	Donaldson	8	Drexler	22	12,666
23	12/16	H	W	San Antonio	101-98	9-1	6-7	15-8	W1	Aguirre	26	Donaldson	12	Robertson	22	17,007
24	12/19	H	W	Denver	141-118	10-1	6-7	16-8	W2	Aguirre	33	Donaldson	22	English	23	17,007
25	12/20	H	W	L.A. Lakers	130-119	11-1	6-7	17-8	W3	Blackman	39	Donaldson	12	Johnson	34	17,007
26	12/23	R	L	Phoenix	119-120	11-1	6-8	17-9	L1	Aguirre	32	Donaldson	16	Gattison	29	10,123
27	12/26	R	W	Denver	123-121	11-1	7-8	18-9	W1	Aguirre	32	Donaldson	16	English	36	13,826
28	12/27	H	W	Phoenix	123-97	12-1	7-8	19-9	W2	Blackman	28	Donaldson	11	Pinck/Sand	13	17,007
29	1/2	H	W	Seattle	117-107	13-1	7-8	20-9	W3	Aguirre	27	Donaldson	20	Ellis	28	17,007
30	1/3	R	W	San Antonio	106-89	13-1	8-8	21-9	W4	Schrempf	19	Schrempf	11	Berry	14	12,858
31	1/5	H	L	Indiana	135-144	13-2	8-8	21-10	L1	Aguirre	38	Donaldson	15	Tis/Stipo	27	17,007
32	1/7	H	W	San Antonio	108-103	14-2	8-8	22-10	W1	Aguirre	27	Donaldson	16	Robertson	25	17,007
33	1/9	H	L	Denver	113-116	14-3	8-8	22-11	L1	Aguirre	33	Perkins	16	English	26	17,007
34	1/10	R	L	Houston	96-106	14-3	8-9	22-12	L2	Aguirre	23	Perkins	14	Olajuwon	25	16,016
35	1/13	R	W	New York	108-103	14-3	9-9	23-12	W1	Blackman	41	Perkins	15	Ewing	32	12,024
36	1/14	R	L	Boston	108-117	14-3	9-10	23-13	L1	Perkins	29	Donaldson	21	Bird/Mcha	25	14,890
37	1/16	R	W	Milwaukee (Ot)	124-122	14-3	10-10	24-13	W1	Aguirre	27	Jd/Perkins	12	Cummings	39	11,052
38	1/17	R	L	Indiana (2 Ot)	115-119	14-3	10-11	24-14	L1	Perkins	27	Donaldson	12	Long	29	15,405
39	1/21	H	W	New York	113-93	15-3	10-11	25-14	W1	Aguirre	27	Donaldson	12	Ewing	27	17,007
40	1/24	H	W	L.A. Lakers	132-117	16-3	10-11	26-14	W2	Aguirre	35	Perkins	12	Johnson	25	17,007
41	1/27	H	L	Washington	113-118	16-4	10-11	26-15	L1	Aguirre/Rb	22	Donaldson	13	M&J Malone	23	17,007
42	1/29	R	W	Denver	132-102	16-4	11-11	27-15	W1	Aguirre	36	Tarpley	12	Lever	24	11,325
43	1/30	H	W	Milwaukee	133-117	17-4	11-11	28-15	W2	Harp/Aguir	28	Tarpley	20	Lucas	21	17,007
44	2/1	R	L	Portland	117-133	17-4	11-12	28-16	L1	Aguirre	36	Donaldson	12	Vandeweghe	38	12,666
45	2/2	R	W	L.A. Lakers	103-99	17-4	12-12	29-16	W1	Aguirre	27	Donaldson	13	Scott	21	17,505
46	2/4	H	W	Seattle	124-94	18-4	12-12	30-16	W2	Aguirre	23	Donaldson	14	Chambers	19	17,007
47	2/10	H	W	Portland	135-115	19-4	12-12	31-16	W3	Aguirre	34	Donaldson	12	Johnson	27	17,007
48	2/12	R	L	Sacramento	125-129	19-4	12-13	31-17	L1	Aguirre	40	Donaldson	15	Theus	24	10,333
49	2/14	H	W	L.A. Clippers	138-107	20-4	12-13	32-17	W1	Aguirre	39	Donaldson	19	Dailey	21	17,007
50	2/16	R	L	Houston	100-105	20-4	12-14	32-18	L1	Perkins	23	Donaldson	17	Olajuwon	36	16,016
51	2/18	H	L	Boston	96-113	20-5	12-14	32-19	L2	Aguirre	29	Tarpley	10	Mchale	28	17,007
52	2/20	H	W	San Antonio	122-107	21-5	12-14	33-19	W1	Aguirre	41	Perkins	18	Sundvold	24	17,007
53	2/21	H	W	Golden State (Ot)	122-111	22-5	12-14	34-19	W2	Aguirre	29	Tarpley	12	Carroll	33	17,007
54	2/23	R	W	Golden State	121-95	22-5	13-14	35-19	W3	Blackman	25	Blackman	10	Floyd	24	10,609
55	2/25	H	W	Sacramento	108-101	23-5	13-14	36-19	W4	Blackman	35	Donaldson	18	Theus	18	17,007
56	2/27	H	W	Philadelphia	123-110	24-5	13-14	37-19	W5	Aguirre	30	Perkins	12	Mccormick	26	17,007
57	2/28	R	L	San Antonio	98-123	24-5	13-15	37-20	L1	Rb/Tarpley	16	Tarpley	9	Robertson	30	10,919
58	3/2	H	W	Phoenix	135-112	25-5	13-15	38-20	W1	Blackman	25	Donaldson	11	Nance	25	17,007
59	3/4	H	W	Denver	115-107	26-5	13-15	39-20	W2	Aguirre	38	Donaldson	16	English	37	17,007
60	3/6	R	L	Detroit	115-125	26-5	13-16	39-21	L1	Aguirre	25	Donaldson	20	Johnson	28	23,912
61	3/8	R	L	Chicago (Ot)	105-115	26-5	13-17	39-22	L2	Blackman	28	Perkins/Tarp	12	Jordan	33	17,855
62	3/11	H	W	Seattle	130-117	27-5	13-17	40-22	W1	Aguirre	26	Donaldson	12	Tc/Xm/De	21	17,007
63	3/13	H	L	Atlanta	105-113	27-6	13-17	40-23	L1	Aguirre	32	Jd/Tarpley	12	Wilkins	32	17,007
64	3/14	H	W	Houston	118-109	28-6	13-17	41-23	W1	Aguirre	30	Donaldson	21	Olajuwon	30	17,007
65	3/17	H	W	Chicago	114-96	29-6	13-17	42-23	W2	Aguirre	31	Perkins	15	Oakley	23	17,007
66	3/19	R	W	Sacramento	105-104	29-6	14-17	43-23	W3	Aguirre	28	Donaldson	12	Theus	18	10,333
67	3/21	H	W	Detroit	122-118	30-6	14-17	44-23	W4	Blackman	26	Donaldson	16	Thomas	24	17,007
68	3/23	R	W	Philadelphia	103-100	30-6	15-17	45-23	W5	Blackman	38	Rb/Tarpley	8	Barkley	24	17,201
69	3/24	R	W	New Jersey	119-107	30-6	16-17	46-23	W6	Aguirre	43	Donaldson	11	Woolridge	29	9,625
70	3/26	R	L	Atlanta	112-120	30-6	16-18	46-24	L1	Aguirre	31	Tarpley	13	Wilkins	35	14,480
71	3/28	R	W	Washington	114-107	30-6	17-18	47-24	W1	Aguirre	28	Tarpley	9	M. Malone	26	11,427
72	3/29	R	W	Cleveland	101-98	30-6	18-18	48-24	W2	Blackman	38	Tarpley	14	Daugherty	19	10,233
73	3/31	H	W	L.A. Clippers	118-102	31-6	18-18	49-24	W3	Aguirre	36	Donaldson	15	White	23	17,007
74	4/3	H	W	Golden State	136-116	32-6	18-18	50-24	W4	Blackman	33	Tarpley	14	Higgins	22	17,007
75	4/4	H	W	Utah	121-107	33-6	18-18	51-24	W5	Aguirre	28	Donaldson	14	Scurry	20	17,007
76	4/6	R	L	Phoenix (Ot)	110-118	33-6	18-19	51-25	L1	Blackman	33	Donaldson	13	Nance	28	9,752
77	4/8	R	L	Utah	90-103	33-6	18-20	51-26	L2	Blackman	22	Tarpley	18	Malone	26	12,212
78	4/9	R	W	Golden State	125-100	33-6	19-20	52-26	W1	Blackman	21	Tarpley	9	Teagle	14	10,106
79	4/11	R	W	L.A. Clippers	129-100	33-6	20-20	53-26	W2	Aguir/Tarp	20	Donaldson	17	Fields	18	6,120
80	4/15	H	W	Houston	113-107	34-6	20-20	54-26	W3	Harper	31	Donaldson	15	Olajuwon	24	17,007
81	4/17	R	L	Houston	99-121	34-6	20-21	54-27	L1	Harper	28	Perkins	10	Olajuwon	29	16,279
82	4/18	H	W	Sacramento	125-121	35-6	20-21	55-27	W1	Aguirre	24	Donaldson	12	Johnson	30	17,007

1985-1986

TOP ROW L-R HEAD COACH DICK MOTTA, ASSISTANT COACH BOB WEISS, CHARLIE SITTON, UWE BLAB, JAMES DONALDSON, BILL WENNINGTON, SAM PERKINS, DETLEF SCHREMPF, DIRECTOR OF PLAYER PERSONNEL RICK SUND, GENERAL MANAGER NORM SONJU

BOTTOM ROW L-R EQUIPMENT MANAGER KYLE LEATH, BRAD DAVIS, ROLANDO BLACKMAN, JAY VINCENT, MARK AGUIRRE, DALE ELLIS, DEREK HARPER, HAROLD KEELING, TRAINER DOUG ATKINSON. DID NOT FINISH THE SEASON IN DALLAS: WALLACE BRYANT, KURT NIMPHIUS

SEASON NOTEBOOK

Won 44, lost 38 (third, Midwest)…eliminated Utah in the first-round of the playoffs 3-1, then lost to the Lakers 4-2 in the conference semifinals…the Mavericks fell short in its bid to become just the fourth team in NBA history to improve its record in five consecutive seasons…Dallas averaged 115.3 ppg, second to the Lakers, but allowed 114.2 ppg – 21st in defense…the Mavericks averaged 15.7 turnovers, the fewest in the NBA for the fourth straight year…for the second straight year Dallas led the NBA in 3-pointers made and attempted with 141-of-446…Dallas was the only team to place two scorers in the top 15: Aguirre 12th (22.6) and Blackman 15th (21.5)…Blackman made his second straight All-Star game appearance, this time before the Reunion faithful.

	G-S	Min	Avg	Fg-Att	Pct	3Fg-Att	Pct	Ft-Att	Pct	Off	Def	Reb	Avg	Ast	Avg	Pf-D	Stl	To	Blk	Pts	Avg	Hi
Aguirre	74-73	2501	33.8	668-1327	.503	16-56	.286	318-451	.705	117	268	445	6.0	339	4.6	229-6	62	252	14	1670	22.6	42
Blackman	82-81	2787	34.0	677-1318	.514	4-29	.138	404-483	.836	88	203	291	3.5	271	3.3	138-0	79	189	25	1762	21.5	46
Perkins	80-79	2626	32.8	458-910	.503	11-33	.333	307-377	.814	195	490	685	8.6	153	1.9	212-2	75	145	94	1234	15.4	32
Vincent	80-3	1994	24.9	442-919	.481	0-3	.000	222-274	.810	107	261	368	4.6	180	2.3	193-2	66	145	21	1106	13.8	31
Harper	79-39	2150	27.2	390-730	.534	12-51	.235	171-229	.747	75	151	226	2.9	416	5.3	166-1	153	144	22	963	12.2	26
Davis	82-43	1971	24.0	267-502	.532	32-89	.360	198-228	.868	26	120	146	1.8	467	5.7	174-2	57	110	15	764	9.3	23
Donaldson (Tot)	83-78	2680	32.3	256-459	.558	0-0	—	204-254	.803	171	624	795	9.6	96	1.2	189-0	28	123	139	716	8.6	20
Donaldson (Dal)	69-64	2241	32.5	213-375	.568	0-0	—	147-184	.799	143	521	664	9.6	84	1.2	156-0	23	85	110	573	8.3	20
Ellis	72-1	1086	15.1	193-470	.411	63-173	.364	59-82	.720	86	82	168	2.3	37	0.5	78-0	40	38	9	508	7.1	28
Schrempf	64-12	969	15.1	142-315	.451	3-7	.429	110-152	.724	70	128	198	3.1	88	1.4	166-1	23	84	10	397	6.2	23
Wennington	56-3	562	10.0	72-153	.471	0-4	.000	45-62	.726	32	100	132	2.4	21	0.4	83-0	11	21	23	189	3.4	15
Blab	48-0	409	8.5	44-94	.468	0-0	—	36-67	.537	25	66	91	1.9	17	0.4	65-0	3	28	12	124	2.6	14
Keeling	20-0	75	3.8	17-39	.436	0-0	—	10-14	.714	3	3	6	0.3	10	0.5	9-0	7	7	0	44	2.2	7
Nimphius*	13-4	280	21.5	37-72	.514	0-1	.000	17-29	.586	23	37	60	4.6	14	1.1	38-1	3	13	12	91	7.0	20
Bryant*	9-8	154	17.1	11-30	.367	0-0	—	6-11	.545	9	24	33	3.7	11	1.2	26-2	3	7	2	28	3.1	7
Mavericks	82	19805	-	3631-7254	.501	141-446	.316	2050-2643	.776	1059	2454	3513	42.8	2108	25.7	1733-17	605	1289	369	9453	115.3	139
Opponents	82	19805	-	3864-7689	.503	90-311	.289	1545-2049	.754	1219	2469	3688	45.0	2381	29.0	2196-33	617	1279	423	9363	114.2	142

1985-86 SEASON STATISTICS & RESULTS

No	Date	H-R	W-L	Opponent	Score Dal-Opp	Home Record	Road Record	Total Record	Sk	Dallas Hi Scorer	Pt	Dallas Hi Rebr	Rb	Opponent Hi Scorer	Pt	Attend
1	10/26	H	W	Seattle	101-95	1-0	0-0	1-0	W1	Vincent	23	Perkins	15	Chambers	26	17,007
2	10/29	H	L	L.A. Lakers	115-133	1-1	0-0	1-1	L1	Aguirre	25	Nimphius	8	Worthy	21	17,007
3	11/1	R	L	San Antonio	107-116	1-1	0-1	1-2	L2	Blackman	29	Perkins	9	Mitchell	24	7,064
4	11/2	H	W	Sacramento	119-113	2-1	0-1	2-2	W1	Aguirre	42	Perkins	11	Thorpe	24	16,373
5	11/6	H	L	Portland	109-111	2-2	0-1	2-3	L1	Aguirre	29	Perkins	8	Drexler	28	16,455
6	11/7	R	L	Denver	99-131	2-2	0-2	2-4	L2	Harper	23	Perkins	12	English	30	12,616
7	11/9	H	L	Houston	110-115	2-3	0-2	2-5	L3	Blackman	24	Aguirre	15	Lucas	25	17,007
8	11/12	R	L	Seattle	90-109	2-3	0-3	2-6	L4	Aguirre	26	Aguirre	9	Chambers	26	6,078
9	11/13	R	W	Utah	115-100	2-3	1-3	3-6	W1	Blackman	37	Perkins	7	Dantley	17	9,430
10	11/15	H	W	New Jersey	110-98	3-3	1-3	4-6	W2	Blackman	31	Perkins	16	King	25	17,007
11	11/16	R	L	Houston	117-122	3-3	1-4	4-7	L1	Vincent	29	Perkins	10	Olajuwon	23	15,726
12	11/19	H	W	Phoenix	123-119	4-3	1-4	5-7	W1	Aguirre	36	Ma/Sp	9	Davis	34	16,344
13	11/23	H	W	Indiana	117-104	5-3	1-4	6-7	W2	Aguirre	25	Aguirre	13	Hw/Ss	18	17,007
14	11/26	H	W	Washington	112-99	6-3	1-4	7-7	W3	Harper	21	Donaldson	11	Jr/Jm	20	17,007
15	11/29	H	W	Sacramento	113-111	7-3	1-4	8-7	W4	Ma/Sp	27	Donaldson	10	Theus	23	17,007
16	11/30	H	W	L.A. Clippers	124-115	8-3	1-4	9-7	W5	Aguirre	35	Perkins	10	Nixon	24	17,007
17	12/3	R	W	Golden State	107-100	8-3	2-4	10-7	W6	Aguirre	21	Donaldson	12	Short	25	7,332
18	12/5	H	L	San Antonio	116-120	8-4	2-4	10-8	L1	Aguirre	27	Perkins	11	Gilmore	25	16,897
19	12/7	H	W	Golden State	120-110	9-4	2-4	11-8	W1	Aguirre	20	Sp/Jv	7	Jc/Ef	29	17,007
20	12/8	R	L	L.A. Lakers	119-125	9-4	2-5	11-9	L1	Aguirre	32	Donaldson	10	Scott	30	15,810
21	12/10	R	L	L.A. Clippers	118-120	9-4	2-6	11-10	L2	Blackman	30	Donaldson	13	Johnson	30	5,394
22	12/12	R	L	Houston	120-123	9-4	2-7	11-11	L3	Perkins	31	Perkins	20	Olajuwon	27	12,497
23	12/14	H	W	Denver	127-100	10-4	2-7	12-11	W1	Sp/Ds	23	Donaldson	22	Natt	23	17,007
24	12/18	R	L	Boston	117-137	10-4	2-8	12-12	L1	Blackman	21	Sp/Ds	9	Bird	35	14,890
25	12/19	R	W	Atlanta	120-108	10-4	3-8	13-12	W1	Blackman	31	Perkins	14	Wilkins	29	5,867
26	12/21	R	L	Milwaukee	107-132	10-4	3-9	13-13	L1	Blackman	27	Vincent	10	Cummings	25	10,486
27	12/22	R	L	Cleveland	105-119	10-4	3-10	13-14	L2	Schrempf	17	Perkins	8	Free	32	9,056
28	12/26	R	W	Phoenix	105-98	10-4	4-10	14-14	W1	Aguirre	24	Vincent	9	Nance	33	11,134
29	12/27	H	L	Portland (Ot)	133-142	10-5	4-10	14-15	L1	Perkins	26	Donaldson	10	Vandeweghe	30	17,007
30	1/4	H	W	Utah	119-106	11-5	4-10	15-15	W1	Aguirre	30	Perkins	13	Bailey	19	17,007
31	1/7	R	L	Denver	110-132	11-5	4-11	15-16	L1	Aguirre	22	Blab	10	English	33	9,858
32	1/10	H	W	Phoenix	117-104	12-5	4-11	16-16	W1	Aguirre	26	Blackman	11	Nance/Tho	17	17,007
33	1/11	H	W	Golden St. (Ot)	127-123	13-5	4-11	17-16	W2	Perkins	32	Donaldson	12	Short	44	17,007
34	1/13	R	W	Seattle	90-89	13-5	5-11	18-16	W3	Perkins	17	Aguirre	12	Sikma	23	5,755
35	1/15	H	L	New York	112-116	13-6	5-11	18-17	L1	Blackman	29	Perkins	13	Ewing	25	17,007
36	1/17	R	L	Utah	112-139	13-6	5-12	18-18	L2	Blackman	18	Wennington	6	Dantley	31	12,466
37	1/19	H	W	Houston	131-96	14-6	5-12	19-18	W1	Blackman	29	Perkins	11	Olajuwon	31	17,007
38	1/21	R	L	Sacramento	110-119	14-6	5-13	19-19	L1	Blackman	23	Perkins	11	Johnson	27	10,333
39	1/22	H	L	L.A. Clippers	118-131	14-7	5-13	19-20	L2	Harper	26	Donaldson	13	Johnson	22	16,141
40	1/24	H	L	Detroit	120-129	14-8	5-13	19-21	L3	Aguirre	35	Ma/Dh	7	Tripucka	32	17,007
41	1/25	R	W	San Antonio	123-107	14-8	6-13	20-21	W1	Aguirre	30	Donaldson	7	Robertson	23	9,599
42	1/27	H	W	Chicago	124-116	15-8	6-13	21-21	W2	Blackman	33	Perkins	8	Gervin	45	16,498
43	1/29	H	W	San Antonio	126-114	16-8	6-13	22-21	W3	Blackman	25	Donaldson	11	Ar/Mm	20	16,649
44	1/31	H	W	Cleveland	107-91	17-8	6-13	23-21	W4	Donaldson	17	Donaldson	11	Hinson	17	17,007
45	2/2	H	W	Utah	100-97	18-8	6-13	24-21	W5	Vincent	20	Perkins	14	Dantley	19	16,651
46	2/4	R	L	L.A. Lakers	102-110	18-8	6-14	24-22	L1	Sp/Rb	18	Donaldson	8	Aj/Mm	21	16,275
47	2/6	R	W	Portland	115-111	18-8	7-14	25-22	W1	Aguirre	29	Donaldson	14	Vandeweghe	22	12,666
48	2/11	R	W	San Antonio	121-107	18-8	8-14	26-22	W2	Blackman	31	Sp/Jd	8	Mitchell	27	6,858
49	2/12	H	W	Denver	117-110	19-8	8-14	27-22	W3	Blackman	25	Donaldson	14	Ae/Ds	19	17,007
50	2/14	R	L	Detroit	110-119	19-8	8-15	27-23	L1	Aguirre	27	Blab	7	Johnson	22	13,384
51	2/16	R	W	Chicago	120-114	19-8	9-15	28-23	W1	Blackman	28	Perkins	6	Oakley	28	12,222
52	2/17	R	W	New Jersey	126-124	19-8	10-15	29-23	W2	Blackman	42	Perkins	11	King	29	13,559
53	2/19	H	L	Milwaukee	107-124	19-9	10-15	29-24	L1	Blackman	26	Ma/Jd	8	Pressey	26	17,007
54	2/21	H	L	Houston	104-111	19-10	10-15	29-25	L2	Aguirre	28	Donaldson	18	Sampson	38	17,007
55	2/22	R	L	Denver	106-113	19-10	10-16	29-26	L3	Harper	19	Donaldson	12	Hanzlik	21	17,022
56	2/24	R	L	Houston	105-110	19-10	10-17	29-27	L4	Vincent	31	Vincent	13	Sampson	28	15,851
57	2/26	H	L	L.A. Lakers	116-119	19-11	10-17	29-28	L5	Aguirre	28	Donaldson	8	Abdul-Jabbar	25	17,007
58	2/28	H	L	Philadelphia	120-123	19-12	10-17	29-29	L6	Aguirre	34	Ma/Sp	10	Barkley	35	17,007
59	3/1	H	W	Golden State	119-110	20-12	10-17	30-29	W1	Aguirre	40	Donaldson	12	Ps/Jbc	21	17,007
60	3/3	R	W	Phoenix (2Ot)	139-138	20-12	11-17	31-29	W2	Aguirre	42	Perkins	11	Davis	31	10,135
61	3/6	R	W	L.A. Clippers	131-113	20-12	12-17	32-29	W3	Aguirre	28	Donaldson	18	Maxwell	18	8,188
62	3/7	R	L	Portland	114-125	20-12	12-18	32-30	L1	Aguirre	30	Donaldson	12	Vandeweghe	34	12,666
63	3/9	R	W	Sacramento	117-102	20-12	13-18	33-30	W1	Blackman	27	Donaldson	12	Thorpe	16	10,333
64	3/10	H	W	Boston	116-115	21-12	13-18	34-30	W2	Blackman	32	Donaldson	11	Bird	50	17,007
65	3/12	H	L	Sacramento (Ot)	120-127	21-13	13-18	34-31	L1	Blackman	46	Donaldson	16	Theus	32	16,890
66	3/14	H	W	Portland	129-118	22-13	13-18	35-31	W1	Aguirre	35	Donaldson	14	Drexler	41	17,007
67	3/15	H	W	Utah	108-98	23-13	13-18	36-31	W2	Harper	24	Donaldson	16	Dantley	16	17,007
68	3/18	H	W	San Antonio	120-113	24-13	13-18	37-31	W3	Ellis	28	Donaldson	10	Mitchell	37	16,937
69	3/20	R	W	Utah	114-107	24-13	14-18	38-31	W4	Blackman	35	Donaldson	9	Dantley	29	11,474
70	3/21	H	L	Atlanta	103-107	24-14	14-18	38-32	L1	Blackman	23	Donaldson	14	Wilkins	28	17,007
71	3/24	R	W	Indiana	126-120	24-14	15-18	39-32	W1	Aguirre	25	Ma/Jd	11	Anderson	28	14,353
72	3/26	R	L	Washington	112-120	24-14	15-19	39-33	L1	Blackman	27	Perkins	13	Robinson	21	7,582
73	3/27	R	W	New York	110-105	24-14	16-19	40-33	W1	Aguirre	38	Sp/Jd	11	Bannister	35	11,660
74	3/30	R	L	Philadelphia	113-114	24-14	16-20	40-34	L1	Blackman	24	Schrempf	14	Barkley	32	9,194
75	4/1	H	W	Phoenix	128-98	25-14	16-20	41-34	W1	Perkins	25	Donaldson	10	Nance	26	17,007
76	4/3	H	W	Denver	115-114	26-14	16-20	42-34	W2	Blackman	25	Donaldson	21	English	28	17,007
77	4/5	H	L	Seattle	109-111	26-15	16-20	42-35	L1	Aguirre	28	Donaldson	14	McDaniel	19	17,007
78	4/7	R	L	Sacramento	115-122	26-15	16-21	42-36	L2	Aguirre	24	Donaldson	10	Theus	19	10,333
79	4/8	R	L	Golden State	115-129	26-15	16-22	42-37	L3	Harper	23	Donaldson	9	Floyd	29	5,452
80	4/10	R	W	Seattle	115-109	26-15	17-22	43-37	W1	Ma/Rb	19	Donaldson	6	Pope	16	10,445
81	4/12	R	L	L.A. Clippers	108-115	26-15	17-23	43-38	L1	Vincent	20	Ds/Jd	10	Johnson	30	9,894
82	4/13	R	W	L.A. Lakers	127-104	26-15	18-23	44-38	W1	Vincent	19	Wennington	10	Scott	24	17,505

1984-1985

TOP ROW L-R HEAD COACH DICK MOTTA, GENERAL MANAGER NORM SONJU, JAY VINCENT, SAM PERKINS, WALLACE BRYANT, KURT NIMPHIUS, CHARLIE SITTON, DIRECTOR OF PLAYER PERSONNEL RICK SUND, ASSISTANT COACH BOB WEISS
BOTTOM ROW L-R EQUIPMENT MANAGER KYLE LEATH, BRAD DAVIS, ROLANDO BLACKMAN, DALE ELLIS, MARK AGUIRRE, TOM SLUBY, DEREK HARPER, TRAINER DOUG ATKINSON. DID NOT FINISH SEASON IN DALLAS: HOWARD CARTER

SEASON NOTEBOOK

Won 44, lost 38 (third, Midwest)…Dallas became just the 10th team in league history to improve on its record in at least four straight seasons…it was a "streakless" year – the longest winning streak was four straight and the longest losing streak was three in a row…for the third straight year, the Mavericks made the fewest turnovers in the NBA, this time with a then-NBA-record low of 14.4 per game…Sam Perkins made the All-Rookie Team…Dallas was 30-1 when outshooting the opponent…Dallas was the NBA's healthiest team, losing only six player-games to injury…the Mavericks carried just 11 players for most of the season…after going 31-10 at home the previous season, Dallas was 24-17 in 1984-85…11 of those losses were by 10 or more points…Dallas became the first team to have four players make at least 20 3-pointers (Brad Davis, Dale Ellis, Mark Aguirre and Derek Harper).

	G-S	Min	Avg	Fg-Att	Pct	3Fg-Att	Pct	Ft-Att	Pct	Off	Def	Reb	Avg	Ast	Avg	Pf-D	Stl	To	Blk	Pts	Avg	Hi
Aguirre	80-79	2699	33.7	794-1569	.506	27-85	.318	440-580	.759	188	289	477	6.0	249	3.1	250-3	60	253	24	2055	25.7	49
Blackman	81-80	2834	35.0	625-1230	.508	6-20	.300	342-413	.828	107	193	300	3.7	289	3.6	96-0	61	162	16	1598	19.7	36
Vincent	79-47	2543	32.2	545-1138	.479	0-4	.000	351-420	.836	185	519	704	8.9	169	2.1	226-0	48	170	22	1441	18.2	39
Perkins	82-42	2317	28.3	347-736	.471	9-36	.250	200-244	.820	189	416	605	7.4	135	1.6	236-1	63	102	63	903	11.0	29
Davis	82-82	2539	31.0	310-614	.505	47-115	.409	158-178	.888	39	154	193	2.4	581	7.1	219-1	91	123	10	825	10.1	19
Harper	82-1	2218	27.0	329-633	.520	21-61	.344	111-154	.721	47	152	199	2.4	360	4.4	194-1	144	123	37	790	9.6	22
Ellis	72-4	1314	18.3	274-603	.454	42-109	.385	77-104	.740	100	138	238	3.3	56	0.8	131-1	46	58	7	667	9.3	29
Nimphius	82-40	2010	24.5	196-434	.452	0-6	.000	108-140	.771	136	272	408	5.0	183	2.2	262-4	30	95	126	500	6.1	16
Bryant	56-35	860	15.4	67-148	.453	0-0	—	30-44	.682	74	167	241	4.3	84	1.5	110-1	21	46	24	164	2.9	14
Sluby	31-0	151	4.9	30-58	.517	0-2	.000	13-21	.619	5	7	12	0.4	16	0.5	18-0	3	11	0	73	2.4	8
Sitton	43-0	304	7.1	39-94	.415	0-2	.000	13-25	.520	24	36	60	1.4	26	0.6	50-0	7	19	6	91	2.1	8
Carter*	11-0	66	6.0	4-23	.174	0-3	.000	1-1	1.000	1	2	3	0.3	4	0.4	4-0	1	8	0	9	0.8	3
Mavericks	82	19855	-	3560-7280	.489	152-443	.343	1844-2324	.793	1095	2345	3440	42.0	2152	26.2	1796-12	575	1183	335	9116	111.2	149
Opponents	82	19855	-	3626-7200	.504	98-318	.308	1588-2080	.763	1062	2470	3532	43.1	2113	25.8	2066-17	572	1340	430	8938	109.0	141

1984-85 SEASON STATISTICS & RESULTS

No	Date	H-R	W-L	Opponent	Score Dal-Opp	Home Record	Road Record	Total Record	Sk	Dallas Hi Scorer	Pt	Dallas Hi Rebr	Rb	Opponent Hi Scorer	Pt	Attend
1	10/27	H	L	Houston	111-121	0-1	0-0	0-1	L1	Aguirre	30	Aguirre	9	Olajuwon	24	17,007
2	10/28	H	W	L.A. Lakers	107-96	1-1	0-0	1-1	W1	Aguirre	31	Vincent	10	Abdul-Jabbar	20	17,007
3	10/30	R	L	Houston	84-106	1-1	0-1	1-2	L1	Aguirre	24	Vincent	9	Lloyd	23	16,016
4	10/31	R	W	Indiana	101-100	1-1	1-1	2-2	W1	Blackman	28	Vincent	17	Stipanovich	19	10,633
5	11/2	R	L	Philadelphia	103-107	1-1	1-2	2-3	L1	Aguirre	30	Vincent	14	Malone	26	17,098
6	11/3	H	L	Phoenix	93-105	1-2	1-2	2-4	L2	Aguirre	21	Aguirre/Vincent	10	Adams	18	16,657
7	11/6	H	W	New York	107-104	2-2	1-2	3-4	W1	Vincent	33	Nimphius	11	King	31	15,385
8	11/8	H	W	Atlanta (Ot)	112-105	3-2	1-2	4-4	W2	Aguir/Black	30	Vincent	14	Williams	22	14,219
9	11/10	H	W	Seattle	106-102	4-2	1-2	5-4	W3	Vincent	23	Perkins	10	Sikma	23	17,007
10	11/12	R	L	Utah	97-123	4-2	1-3	5-5	L1	Perkins	19	Blackman	7	Dantley	32	7,731
11	11/13	R	W	Portland	101-94	4-2	2-3	6-5	W1	Aguirre	21	Vincent	15	M. Thomp/Pax	25	12,666
12	11/15	R	L	Golden State	112-117	4-2	2-4	6-6	L1	Aguirre	33	Vincent	12	Short	40	4,625
13	11/17	H	L	Detroit	110-124	4-3	2-4	6-7	L2	Aguirre	30	Vincent	6	Trip/Thomas	24	17,007
14	11/20	H	W	Milwaukee	109-108	5-3	2-4	7-7	W1	Aguirre	24	Vincent	9	Moncrief	33	16,511
15	11/24	H	W	Houston	113-95	6-3	2-4	8-7	W2	Blackman	26	Vincent	17	Sampson	21	17,007
16	11/27	H	L	Boston	99-114	6-4	2-4	8-8	L1	Vincent	27	Vincent	15	Bird	40	17,007
17	11/29	R	L	San Antonio	116-124	6-4	2-5	8-9	L2	Ellis	29	Ellis	7	Gervin	30	7,069
18	11/30	H	W	Seattle	108-98	7-4	2-5	9-9	W1	Aguirre	26	Vincent	11	Chambers	31	16,725
19	12/5	H	L	L.A. Clippers	106-110	7-5	2-5	9-10	L1	Blackman	25	Vincent/Nimphius	8	Nixon	29	14,882
20	12/6	R	W	New York	112-83	7-5	3-5	10-10	W1	Black/Harper	18	Vincent	10	Orr	28	8,282
21	12/8	R	L	Chicago	97-99	7-5	3-6	10-11	L1	Aguirre	24	Vincent	13	Woolridge	30	13,167
22	12/12	H	W	Kansas City	116-107	8-5	3-6	11-11	W1	Aguirre	27	Vincent	11	E. Johnson	25	14,226
23	12/14	H	W	San Antonio	119-102	9-5	3-6	12-11	W2	Blackman	27	Vincent	16	Gervin	17	16,537
24	12/15	R	L	Houston	115-117	9-5	3-7	12-12	L1	Vincent	32	Vincent	9	Sampson	38	12,345
25	12/18	R	L	Milwaukee	96-110	9-5	3-8	12-13	L2	Blackman	24	Vincent	13	Cummings	29	8,671
26	12/21	R	L	Denver	93-116	9-5	3-9	12-14	L3	Aguirre	19	Vincent	7	Natt	24	7,538
27	12/22	R	W	Utah	113-96	9-5	4-9	13-14	W1	Aguirre	28	Vincent	13	Dantley	25	8,014
28	12/26	H	W	L.A. Clippers	124-118	10-5	4-9	14-14	W2	Aguirre	31	Vincent	13	Nixon	20	16,859
29	12/28	R	W	Phoenix	125-111	10-5	5-9	15-14	W3	Vincent	39	Aguirre	13	Edwards	20	13,534
30	12/29	H	L	Utah	97-99	10-6	5-9	15-15	L1	Aguirre	27	Vincent	13	Dantley	30	17,007
31	1/3	R	L	San Antonio	115-116	10-6	5-10	15-16	L2	Aguirre	22	Vincent	9	Gervin	33	7,068
32	1/5	H	W	Kansas City	135-107	11-6	5-10	16-16	W1	Aguirre	25	Perkins	12	Johnson	25	17,007
33	1/7	R	W	Seattle	102-84	11-6	6-10	17-16	W2	Davis/Black	19	Aguirre	12	Chambers	24	6,054
34	1/8	R	W	Portland	108-102	11-6	7-10	18-16	W3	Aguirre	27	Perkins	8	Paxson	29	12,666
35	1/10	R	W	Kansas City (Ot)	117-110	11-6	8-10	19-16	W4	Blackman	26	Nimphius	10	Woodson	29	4,997
36	1/11	H	L	L.A. Lakers	102-121	11-7	8-10	19-17	L1	Aguirre	28	Aguirre	8	Abdul-Jabbar	30	17,007
37	1/13	H	W	Portland	124-101	12-7	8-10	20-17	W1	Ellis	27	Nimphius	15	M. Thompson	24	17,007
38	1/15	R	W	Golden State	149-104	12-7	9-10	21-17	W2	Aguirre	25	Vincent	13	Short	33	6,247
39	1/16	R	L	Phoenix	95-98	12-7	9-11	21-18	L1	Aguirre	27	Vincent	10	Lucas	28	10,420
40	1/18	R	L	L.A. Lakers	92-110	12-7	9-12	21-19	L2	Aguirre	22	Vincent/Bryant	7	Worthy	19	17,505
41	1/19	R	W	L.A. Clippers	101-100	12-7	10-12	22-19	W1	Blackman	26	Vincent/Perkins	10	Nixon	39	9,028
42	1/23	H	W	San Antonio	122-100	13-7	10-12	23-19	W2	Blackman	27	Vincent	9	Gervin	28	17,007
43	1/24	R	L	Washington	92-93	13-7	10-13	23-20	L1	Aguirre	28	Vincent	15	Gus Williams	31	5,112
44	1/26	H	L	New Jersey	93-103	13-8	10-13	23-21	L2	Aguirre	38	Vincent	11	Richardson	24	17,007
45	1/28	H	W	Philadelphia	111-109	14-8	10-13	24-21	W1	Aguirre	49	Aguirre	9	Erving/Malone	26	17,007
46	1/31	R	L	Denver	110-121	14-8	10-14	24-22	L1	Blackman	28	Vincent	9	English	40	8,160
47	2/1	H	L	Utah	109-121	14-9	10-14	24-23	L2	Aguirre	38	Vincent	17	Griffith	30	17,007
48	2/3	H	W	Denver	114-106	15-9	10-14	25-23	W1	Vincent	24	Perkins	16	English	20	16,828
49	2/5	R	W	Atlanta (@ N.O.)	112-103	15-9	11-14	26-23	W2	Vincent	28	Perkins	8	Wilkins	36	3,127
50	2/6	H	W	Golden State	129-103	16-9	11-14	27-23	W3	Blackman	27	Nimphius	6	Smith	18	16,663
51	2/12	R	W	Cleveland	131-112	16-9	12-14	28-23	W4	Blackman	35	Nimphius/Aguirre	7	Free	26	3,557
52	2/13	R	L	Detroit	119-124	16-9	12-15	28-24	L1	Aguirre	40	Vincent	17	Tyler	25	10,183
53	2/15	H	L	Phoenix	103-126	16-10	12-15	28-25	L2	Aguirre	25	Vincent/Perkins	10	Nance	23	17,007
54	2/19	R	W	Houston	124-115	16-10	13-15	29-25	W1	Perkins	28	Vincent/Perkins	9	McCray	22	12,943
55	2/20	H	W	Portland	104-98	17-10	13-15	30-25	W2	Blackman	36	Bryant	9	Drexler	19	16,793
56	2/22	H	W	Washington	110-101	18-10	13-15	31-25	W3	Aguirre	45	Vincent/Nimphius	8	Malone	20	17,007
57	2/23	R	W	Kansas City	121-98	18-10	14-15	32-25	W4	Blackman	27	Nimphius	13	Woodson	27	6,193
58	2/26	H	L	Utah	96-103	18-11	14-15	32-26	L1	Blackman	23	Bryant	17	Griffith	31	16,778
59	3/1	H	L	Denver (Ot)	140-141	18-12	14-15	32-27	L2	Aguirre	46	Perkins	14	Evans	38	17,007
60	3/2	H	L	L.A. Lakers	106-125	18-13	14-15	32-28	L3	Aguirre	33	Perkins	11	Abdul-Jabbar	25	17,007
61	3/4	R	W	Phoenix	107-99	18-13	15-15	33-28	W1	Aguirre	27	Aguirre	10	Jones	27	11,255
62	3/5	H	W	Indiana	108-102	19-13	15-15	34-28	W2	Blackman	27	Perkins	12	Kellogg	22	16,481
63	3/8	R	L	Boston	122-133	19-13	15-16	34-29	L1	Vincent	35	Vincent/Bryant	8	Bird	32	14,890
64	3/10	R	W	New Jersey	126-113	19-13	16-16	35-29	W1	Aguirre	32	Aguir/Perk/Vinc	6	Dawkins	26	13,009
65	3/11	H	W	Seattle	103-100	20-13	16-16	36-29	W2	Aguirre	29	Aguirre	12	Chambers	26	16,794
66	3/13	H	W	Kansas City	118-100	21-13	16-16	37-29	W3	Aguirre	32	Bryant	13	Theus	25	16,963
67	3/15	H	W	Denver	127-108	22-13	16-16	38-29	W4	Aguirre	22	Perkins	10	Evans	16	17,007
68	3/16	H	L	Cleveland (Ot)	128-135	22-14	16-16	38-30	L1	Perkins	29	Perkins	16	Free	30	17,007
69	3/18	R	L	Denver	111-113	22-14	16-17	38-31	L2	Aguirre	30	Blackman	8	Natt	29	12,966
70	3/19	H	W	San Antonio	96-89	23-14	16-17	39-31	W1	Vincent	35	Vincent	10	Gervin	22	17,007
71	3/22	R	W	San Antonio	123-114	23-14	17-17	40-31	W2	Aguirre	35	Vincent	15	Gervin/Banks	20	12,015
72	3/23	H	L	Chicago	97-107	23-15	17-17	40-32	L1	Aguirre	32	Perkins	8	Johnson	31	17,007
73	3/26	H	W	Golden State	134-107	24-15	17-17	41-32	W1	Aguirre	27	Perk/Bry/Vinc	7	Floyd/Conner	21	16,997
74	3/27	R	L	Utah	101-116	24-15	17-18	41-33	L1	Aguirre	33	Perkins	9	Griffith	30	9,025
75	3/29	R	L	L.A. Lakers	115-120	24-15	17-19	41-34	L2	Aguirre	28	Perkins	10	Johnson	23	15,683
76	4/2	R	W	Golden State	127-121	24-15	18-19	42-34	W1	Aguirre	41	Bryant	12	Short	33	5,113
77	4/5	H	L	L.A. Clippers (Ot)	122-126	24-16	18-19	42-35	L1	Aguirre	32	Perkins	9	Smith	33	17,007
78	4/6	H	L	Houston (2 Ot)	127-139	24-17	18-19	42-36	L2	Vincent	23	Bryant	12	Lucas/Lloyd	28	17,007
79	4/9	R	L	Kansas City	105-117	24-17	18-20	42-37	L3	Aguirre	28	Aguirre	8	Woodson	27	3,862
80	4/11	R	W	Seattle (@ Tac)	124-80	24-17	19-20	43-37	W1	Aguirre	30	Perkins	13	Wood	22	4,272
81	4/12	R	L	Portland	111-131	24-17	19-21	43-38	L1	Vincent	21	Bryant/Vincent	9	Vandeweghe	38	12,666
82	4/14	R	W	L.A. Clippers	96-92	24-17	20-21	44-38	W1	Blackman	26	Vincent	12	Nixon/Bridge	20	10,649



1983-1984

TOP ROW L-R HEAD COACH DICK MOTTA, GENERAL MANAGER NORM SONJU, BILL GARNETT, KURT NIMPHIUS, MARK WEST, PAT CUMMINGS, JAY VINCENT, ROLANDO BLACKMAN, DIRECTOR OF PLAYER PERSONNEL RICK SUND, ASSISTANT COACH BOB WEISS
BOTTOM ROW L-R EQUIPMENT MANAGER KEITH GRANT, DALE ELLIS, DEREK HARPER, ROGER PHEGLEY, MARK AGUIRRE, JIM SPANARKEL, ELSTON TURNER, BRAD DAVIS, TRAINER DOUG ATKINSON

SEASON NOTEBOOK

Won 43, lost 39 (second, Midwest)…first winning season and first postseason action…the Mavericks took three of five from Seattle to win the club's first playoff series…Dallas lost to eventual runner-up Los Angeles 4-1 in the best-of-7 Western Conference semifinals…won first 11 at home…Mark Aguirre (29.5) was second in scoring while Rolando Blackman (22.4) finished 13th…Aguirre became the first Maverick to play in the All-Star Game…for the second straight year Dallas committed the fewest turnovers in the NBA (15.9)…Aguirre was NBA Player of the Week for Nov. 26 and Player of the Month for January…Aguirre and Blackman combined to score 65-plus points on nine occasions with Dallas winning seven of those games.

	G-S	Min	Avg	Fg-Att	Pct	3Fg-Att	Pct	Ft-Att	Pct	Off	Def	Reb	Avg	Ast	Avg	Pf-D	Stl	To	Blk	Pts	Avg	Hi
Aguirre	79-79	2900	36.7	925-1765	.524	15-56	.268	465-621	.749	161	308	469	5.9	358	4.5	246-5	80	285	22	2330	29.5	46
Blackman	81-81	3025	37.3	721-1320	.546	1-11	.091	372-458	.812	124	249	373	4.6	288	3.6	127-0	56	169	37	1815	22.4	43
Cummings	80-80	2492	31.2	452-915	.494	0-2	.000	141-190	.742	151	507	658	8.2	158	2.0	282-2	64	146	23	1045	13.1	28
Davis	81-81	2665	32.9	345-651	.530	7-38	.184	199-238	.836	41	146	187	2.3	561	6.9	218-4	94	166	13	896	11.1	24
Vincent	61-5	1421	23.3	252-579	.435	0-1	.000	168-215	.781	81	166	247	4.0	114	1.9	159-1	30	113	10	672	11.0	33
Ellis	67-2	1059	15.8	225-493	.456	12-29	.414	87-121	.719	106	144	250	3.7	56	0.8	118-0	41	78	9	549	8.2	31
Nimphius	82-46	2284	27.9	272-523	.520	1-4	.250	101-162	.623	182	331	513	6.3	176	2.1	283-5	41	98	144	646	7.9	24
Harper	82-1	1712	20.9	200-451	.443	3-26	.115	66-98	.673	53	119	172	2.1	239	2.9	143-0	95	111	21	469	5.7	19
Garnett	80-34	1529	19.1	141-299	.472	0-2	.000	129-176	.733	123	208	331	4.1	128	1.6	217-4	44	68	66	411	5.1	13
Spanarkel	7-0	54	7.7	7-16	.438	1-2	.500	9-13	.692	5	2	7	1.0	5	0.7	8-0	6	4	0	24	3.4	8
Turner	47-1	536	11.4	54-150	.360	1-9	.111	28-34	.824	42	51	93	2.0	59	1.3	40-0	26	29	0	137	2.9	12
Phegley (Tot)	13-0	87	6.7	11-35	.314	2-5	.400	4-4	1.000	2	9	11	0.8	11	0.8	11-0	1	6	0	28	2.2	9
Phegley (Dal)	10-0	76	7.6	9-31	.290	1-4	.250	2-2	1.000	2	7	9	0.9	9	0.9	10-0	1	5	0	21	2.1	9
West	34-0	202	5.9	15-42	.357	0-0	.000	7-22	.318	19	27	46	1.4	13	0.4	55-0	1	12	15	37	1.1	6
Mavericks	82	19955	-	3618-7235	.500	42-184	.228	1774-2350	.755	1090	2265	3355	40.9	2164	26.4	1906-21	579	1303	360	9052	110.4	133
Opponents	82	19955	-	3633-7282	.499	63-222	.284	1688-2198	.768	1180	2346	3526	43.0	2131	26.0	2213-23	632	1386	417	9017	110.0	141

1983-84 SEASON STATISTICS & RESULTS

No	Date	H-R	W-L	Opponent	Score Dal-Opp	Home Record	Road Record	Total Record	Sk	Dallas Hi Scorer	Pt	Dallas Hi Rebr	Rb	Opponent Hi Scorer	Pt	Attend
1	10/29	H	W	Phoenix	120-103	1- 0	0-0	1-0	W1	Blackman	27	Aguirre	9	Macy	17	11,019
2	10/30	R	L	San Antonio	101-123	1-0	0-1	1-1	L1	Ellis	16	Kn/Ma	8	Gervin	35	8,219
3	11/1	R	W	Denver	130-124	1-0	1-1	2-1	W1	Aguirre	39	Cummings	12	Vandeweghe	28	7,864
4	11/2	H	W	Portland	123-117	2-0	1-1	3-1	W2	Aguirre	28	Aguirre	11	Paxson	23	9,197
5	11/4	R	L	Cleveland	84-105	2-0	1-2	3-2	L1	Aguirre	20	Ellis	10	Free	40	3,426
6	11/5	H	W	L.A. Lakers	107-102	3-0	1-2	4-2	W1	Aguirre	33	Aguirre	11	Abdul-Jabbar	16	17,007
7	11/9	R	L	L.A. Lakers	106-120	3-0	1-3	4-3	L1	Blackman	24	Ellis	12	Abdul-Jabbar	24	14,341
8	11/11	H	W	San Antonio	112-105	4-0	1-3	5-3	W1	Aguirre	32	Aguirre	8	Gilmore	23	13,010
9	11/12	R	L	Houston	98-100	4-0	1-4	5-4	L1	Aguirre	31	Garnett	9	Sampson	23	13,059
10	11/17	H	W	New Jersey	115-113	5-0	1-4	6-4	W1	Vincent	33	Cummings	14	King	25	10,170
11	11/19	H	W	Phoenix	116-107	6-0	1-4	7-4	W2	Cummings	25	Ellis	11	Davis	27	14,710
12	11/22	H	W	San Antonio	118-117	7-0	1-4	8-4	W3	Aguirre	32	Ma/Pc	9	Moore	21	11,220
13	11/25	H	W	Kansas City	98-96	8-0	1-4	9-4	W4	Aguirre	28	Blackman	10	S. Johnson	24	13,873
14	11/26	H	W	Golden State	115-109	9-0	1-4	10-4	W5	Aguirre	26	Cummings	9	Short	25	12,190
15	11/30	H	W	Houston	113-102	10-0	1-4	11-4	W6	Aguirre	39	Blackman	11	Sampson	22	16,538
16	12/2	R	W	L.A. Lakers	133-118	10-0	2-4	12-4	W7	Aguirre	42	Cummings	11	Wilkes	21	16,044
17	12/3	H	W	Chicago	110-100	11-0	2-4	13-4	W8	Aguirre	32	Ma/Kn	7	Qd/Rt	21	15,201
18	12/6	R	L	Kansas City	103-112	11-0	2-5	13-5	L1	Aguirre	38	Aguirre	11	Olberding	26	6,033
19	12/7	H	L	Washington	112-114	11-1	2-5	13-6	L2	Aguirre	30	Garnett	8	Ruland	35	10,663
20	12/9	R	L	Seattle	124-132	11-1	2-6	13-7	L3	Aguirre	29	Blackman	8	Sikma	26	9,114
21	12/10	R	W	Golden State (Ot)	126-123	11-1	3-6	14-7	W1	Aguirre	40	Ma/Rb	9	Carroll	27	8,281
22	12/11	R	L	San Diego	116-118	11-1	3-7	14-8	L1	Aguirre	40	Cummings	12	Nixon	35	3,152
23	12/14	H	W	Indiana	117-109	12-1	3-7	15-8	W1	Aguirre	30	Cummings	11	Kellogg	25	10,239
24	12/16	R	L	Milwaukee	105-110	12-1	3-8	15-9	L1	Aguirre	30	Aguirre	11	Lanier	25	9,876
25	12/17	R	L	Chicago	84-102	12-1	3-9	15-10	L2	Aguirre	20	West	6	Dailey	20	8,912
26	12/20	R	L	Detroit	104-116	12-1	3-10	15-11	L3	Aguirre	34	Ma/De	6	Long	27	7,553
27	12/22	R	L	New Jersey	98-101	12-1	3-11	15-12	L4	Aguirre	35	Cummings	9	A. King	19	10,536
28	12/27	R	L	Atlanta	109-112	12-1	3-12	15-13	L5	Aguirre	32	Pc/Kn	9	Wilkins	23	6,159
29	12/28	H	W	San Diego	109-92	13-1	3-12	16-13	W1	Aguirre	30	Nimphius	12	Cummings	28	12,454
30	12/30	H	L	Boston (Ot)	109-114	13-2	3-12	16-14	L1	Blackman	34	Cummings	11	Bird	36	17,007
31	1/3	R	W	Houston	119-117	13-2	4-12	17-14	W1	Aguirre	37	Ma/Pc	10	Sampson	27	9,174
32	1/4	H	W	Seattle	105-102	14-2	4-12	18-14	W2	Aguirre	29	Nimphius	9	Wood	25	11,315
33	1/6	R	W	San Diego	123-106	14-2	5-12	19-14	W3	Aguirre	38	Cummings	10	Kelser	37	5,402
34	1/7	R	L	Denver	117-141	14-2	5-13	19-15	L1	Aguirre	31	Kn/Jv	9	English	28	11,865
35	1/10	R	L	Kansas City	102-112	14-2	5-14	19-16	L2	Aguirre	24	Nimphius	15	Woodson	27	5,608
36	1/11	H	W	Utah	117-102	15-2	5-14	20-16	W1	Aguirre	41	Nimphius	14	Dantley	22	12,308
37	1/13	H	W	Portland	113-110	16-2	5-14	21-16	W2	Blackman	26	Cummings	18	Paxson	24	17,007
38	1/15	H	W	Denver	126-107	17-2	5-14	22-16	W3	Aguirre	25	Cummings	12	Vandeweghe	24	16,039
39	1/17	R	L	Portland	114-121	17-2	5-15	22-17	L1	Blackman	37	Nimphius	8	Natt	31	12,666
40	1/18	R	L	Seattle (@ Tac)	107-114	17-2	5-16	22-18	L2	Aguirre	25	Cummings	8	Gw/Js	24	13,684
41	1/20	H	L	Utah	113-120	17-3	5-16	22-19	L3	Aguirre	33	Cummings	14	Dantley	46	16,919
42	1/21	R	W	Indiana	118-111	17-3	6-16	23-19	W1	Blackman	32	Aguirre	10	Williams	30	8,844
43	1/24	R	W	Utah (@ L.V.)	123-115	17-3	7-16	24-19	W2	Aguirre	32	Cummings	12	Griffith	28	7,752
44	1/25	H	W	Golden State (Ot)	112-110	18-3	7-16	25-19	W3	Aguirre	31	Cummings	10	Short	26	11,774
45	2/1	H	L	New York	98-105	18-4	7-16	25-20	L1	Aguirre	27	Nimphius	14	King	50	14,209
46	2/2	R	L	Houston	107-123	18-4	7-17	25-21	L2	Blackman	25	Ma/Pc	5	Sampson	34	11,345
47	2/3	H	L	Denver	111-114	18-5	7-17	25-22	L3	Aguirre	28	Cummings	13	Vandeweghe	34	15,292
48	2/5	R	L	Seattle	96-104	18-5	7-18	25-23	L4	Aguirre	37	4 Players	7	Sikma	32	8,483
49	2/7	R	L	Portland	85-101	18-5	7-19	25-24	L5	Aguirre	42	Rb/Mw	6	Carr	23	12,666
50	2/8	R	W	Denver	120-114	18-5	8-19	26-24	W1	Blackman	27	Blackman	11	Vandeweghe	41	8,844
51	2/10	H	W	Kansas City	115-96	19-5	8-19	27-24	W2	Aguirre	30	Ellis	10	E. Johnson	29	13,854
52	2/11	R	L	Phoenix	89-108	19-5	8-20	27-25	L1	Aguirre	27	Pc/Bg	8	Edwards	25	11,611
53	2/15	H	W	Philadelphia (2 Ot)	119-116	20-5	8-20	28-25	W1	Aguirre	33	Kn/Pc	8	Toney	29	17,007
54	2/17	H	W	Phoenix	129-123	21-5	8-20	29-25	W2	Aguirre	42	Cummings	7	Edwards	29	12,882
55	2/18	H	L	Detroit	115-120	21-6	8-20	29-26	L1	Aguirre	38	Ellis	10	Kt/It	26	17,007
56	2/22	H	W	Houston	112-106	22-6	8-20	30-26	W1	Blackman	33	Cummings	11	Lloyd	24	14,319
57	2/24	H	L	Milwaukee	88-95	22-7	8-20	30-27	L1	Blackman	27	Cummings	7	Moncrief	18	17,007
58	2/25	R	W	Utah	97-95	22-7	9-20	31-27	W1	Aguirre	28	Cummings	8	Dantley	36	12,678
59	2/28	R	W	San Antonio	116-104	22-7	10-20	32-27	W2	Aguirre	33	Cummings	14	Mitchell	44	7,583
60	2/29	H	L	Seattle (2 Ot)	124-127	22-8	10-20	32-28	L1	Aguirre	39	Vincent	10	Williams	25	13,166
61	3/2	H	W	Kansas City	108-94	23-8	10-20	33-28	W1	Aguirre	28	Aguirre	8	Johnson	17	13,010
62	3/3	R	L	Kansas City	103-105	23-8	10-21	33-29	L1	Aguirre	26	Cummings	8	Johnson	30	8,776
63	3/7	H	W	Cleveland	115-103	24-8	10-21	34-29	W1	Blackman	22	Cummings	7	Robinson	14	11,558
64	3/9	H	L	L. A. Lakers (2 Ot)	120-121	24-9	10-21	34-30	L1	Aguirre	38	Cummings	13	Abdul-Jabbar	32	17,007
65	3/10	H	W	Golden State	120-103	25-9	10-21	35-30	W1	Blackman	43	Nimphius	12	Carroll	23	16,436
66	3/13	R	L	San Antonio (2 Ot)	131-137	25-9	10-22	35-31	L1	Aguirre	29	Ma/Pc	10	Gervin	34	8,315
67	3/14	H	W	San Diego	105-101	26-9	10-22	36-31	W1	Aguirre	27	Nimphius	10	Nixon	28	13,444
68	3/17	R	L	Utah	103-118	26-9	10-23	36-32	L1	Blackman	29	Cummings	11	Dantley	40	12,699
69	3/21	H	W	Atlanta	102-101	27-9	10-23	37-32	W1	Blackman	30	Cummings	9	Roundfield	20	17,007
70	3/23	H	W	Houston	116-104	28-9	10-23	38-32	W2	Aguirre	28	Cummings	8	Sampson	20	17,007
71	3/24	H	W	Denver	119-101	29-9	10-23	39-32	W3	Aguirre	46	Pc/De	8	English	31	17,007
72	3/27	R	L	New York	88-97	29-9	10-24	39-33	L1	Aguirre	27	Ma/Pc	9	Cartwright	38	11,348
73	3/28	R	L	Boston	107-114	29-9	10-25	39-34	L2	Aguirre	28	Cummings	14	Bird	23	14,890
74	3/30	R	L	Philadelphia	110-118	29-9	10-26	39-35	L3	Aguirre	26	Bg/Pc	10	Erving	29	15,111
75	4/1	R	L	Washington	98-102	29-9	10-27	39-36	L4	Aguirre	35	Cummings	11	Ruland	29	6,117
76	4/3	H	L	Portland	88-91	29-10	10-27	39-37	L5	Aguirre	23	Ellis	11	Paxson	22	14,468
77	4/6	H	W	San Antonio	131-118	30-10	10-27	40-37	W1	Blackman	32	Kn/Pc	10	Mitchell	35	14,575
78	4/7	H	W	Utah	109-100	31-10	10-27	41-37	W2	Blackman	32	Garnett	9	Dantley	35	17,007
79	4/10	R	W	San Diego	116-114	32-10	10-27	42-37	W3	Aguirre	34	Cummings	14	Nixon	25	4,262
80	4/12	R	L	Phoenix	118-119	32-10	10-28	42-38	L1	Aguirre	34	Cummings	8	Adams	25	9,576
81	4/13	R	W	L.A. Lakers	104-103	32-10	11-28	43-38	W1	Ma/Jv	20	Cummings	16	Abdul-Jabbar	32	14,685
82	4/15	R	L	Golden State	96-98	32-10	11-29	43-39	L1	Ellis	31	Turner	8	Short	17	6,733



1982-1983

TOP ROW L-R HEAD COACH DICK MOTTA, GENERAL MANAGER NORM SONJU, CORNY THOMPSON, BILL GARNETT, KURT NIMPHIUS, PAT CUMMINGS, JAY VINCENT, DIRECTOR OF PLAYER PERSONNEL RICK SUND, ASSISTANT COACH BOB WEISS

BOTTOM ROW L-R EQUIPMENT MANAGER KEITH GRANT, KELVIN RANSEY, JIM SPANARKEL, MARK AGUIRRE, ALLAN BRISTOW, ROLANDO BLACKMAN, ELSTON TURNER, BRAD DAVIS, TRAINER DOUG ATKINSON. DID NOT FINISH THE SEASON IN DALLAS: SCOTT LLOYD

SEASON NOTEBOOK

Won 38, lost 44 (fourth, Midwest)…10-game increase in wins over 1981-82 represented the third-best improvement in the league…Aguirre (24.4 ppg) was sixth-best in the NBA…Davis was one of six players to place among the top 10 in three different statistical categories…he finished eighth in field goal percentage (57.2%), 10th in assists (7.2 apg) and sixth in free throw percentage (84.5%)…Dallas experienced a 25% jump in attendance over the previous season…Dick Motta became the fifth NBA coach to log 600 career wins on January 18th at Golden State…Dallas was just 1-30 when trailing after three quarters of play.

	G-S	Min	Avg	Fg-Att	Pct	3Fg-Att	Pct	Ft-Att	Pct	Off	Def	Reb	Avg	Ast	Avg	Pf-D	Stl	To	Blk	Pts	Avg	Hi
Aguirre	81-75	2784	34.4	767-1589	.483	16-76	.211	429-589	.728	191	317	508	6.3	332	4.1	247-5	80	261	26	1979	24.4	44
Vincent	81-73	2726	33.7	622-1272	.489	0-3	.000	269-343	.784	217	375	592	7.3	212	2.6	295-4	70	188	45	1513	18.7	32
Blackman	75-62	2349	31.3	513-1042	.492	3-15	.200	297-381	.780	108	185	293	3.9	185	2.5	116-0	37	118	29	1326	17.7	38
Cummings	81-71	2317	28.6	433-878	.493	0-1	.000	148-196	.755	225	443	668	8.2	144	1.8	296-9	57	162	35	1014	12.5	27
Davis	79-78	2323	29.4	359-628	.572	11-43	.256	186-220	.845	34	164	198	2.5	565	7.2	176-2	80	143	11	915	11.6	21
Ransey	76-4	1607	21.1	343-746	.460	2-16	.125	152-199	.764	44	103	147	1.9	280	3.7	109-1	58	129	4	840	11.1	35
Garnett	75-13	1411	18.8	170-319	.533	0-3	.000	129-174	.741	141	265	406	5.4	103	1.4	245-3	48	81	70	469	6.3	15
Spanarkel	48-4	722	15.0	91-197	.462	2-10	.200	88-113	.779	27	57	84	1.8	78	1.6	59-0	27	55	3	272	5.7	18
Nimphius	81-12	1515	18.7	174-355	.490	1-1	1.000	77-140	.550	157	247	404	5.0	115	1.4	287-11	24	66	111	426	5.3	20
Turner	59-16	879	14.9	96-238	.403	2-3	.667	20-30	.667	68	84	152	2.6	88	1.5	75-0	47	59	0	214	3.6	14
Bristow	37-0	371	10.0	44-99	.444	6-13	.462	10-14	.714	24	35	59	1.6	70	1.9	46-0	6	31	1	104	2.8	10
Thompson	44-2	520	11.8	43-137	.314	0-0	.000	36-46	.783	41	79	120	2.7	34	0.8	92-0	12	31	7	122	2.8	9
Lloyd*	15-0	206	13.7	19-50	.380	0-0	.000	11-17	.647	19	27	46	3.1	21	1.4	24-0	6	6	6	49	3.3	12
Mavericks	82	19730	-	3674-7550	.487	43-185	.232	1852-2462	.752	1296	2381	3677	44.8	2227	27.2	2067-35	552	1348	348	9243	112.7	149
Opponents	82	19730	-	3758-7481	.502	53-202	.262	1708-2347	.728	1217	2433	3650	44.5	2291	27.9	2227-39	607	1383	562	9277	113.1	140

1982-83 SEASON STATISTICS & RESULTS

No	Date	H-R	W-L	Opponent	Score Dal-Opp	Home Record	Road Record	Total Record	Sk	Dallas Hi Scorer	Pt	Dallas Hi Rebr	Rb	Opponent Hi Scorer	Pt	Attend
1	10/29	R	W	Denver	125-117	0-0	1-0	1-0	W1	Blackman	26	Cummings	8	Vandeweghe	32	12,099
2	10/30	H	L	Utah	123-128	0-1	1-0	1-1	L1	Aguirre	30	Pc/Jv	7	Dantley	36	9,203
3	11/2	R	W	Houston	113-103	0-1	2-0	2-1	W1	Rb/Jv	19	Bristow	6	C. Jones	21	8,491
4	11/3	H	W	Houston	102-101	1-1	2-0	3-1	W2	Aguirre	20	Cummings	8	Brant	20	7,798
5	11/5	R	W	Kansas City	118-113	1-1	3-0	4-1	W3	Blackman	23	Garnett	11	S. Johnson	26	7,357
6	11/6	H	L	Phoenix	100-112	1-2	3-0	4-2	L1	Cummings	20	Cummings	16	Johnson	22	12,780
7	11/10	H	L	Seattle	91-94	1-3	3-0	4-3	L2	Vincent	19	Cummings	11	Williams	24	9,813
8	11/12	R	L	Boston	110-118	1-3	3-1	4-4	L3	Ma/Rb	21	Nimphius	6	Bird	26	(C)15,320
9	11/13	H	L	Denver	130-140	1-4	3-1	4-5	L4	Aguirre	28	Sl/Kr	8	English	40	10,283
10	11/17	H	W	L.A. Lakers	118-117	2-4	3-1	5-5	W1	Blackman	24	Cummings	17	Abdul-Jabbar	22	(C) 17,134
11	11/20	H	L	Kansas City	120-127	2-5	3-1	5-6	L1	Aguirre	33	Cummings	13	Drew	27	9,911
12	11/24	H	W	Chicago	133-127	3-5	3-1	6-6	W1	Blackman	27	Ma/Jv	9	Woolridge	34	9,594
13	11/27	H	L	San Antonio	106-107	3-6	3-1	6-7	L1	Cummings	22	Cummings	9	Gervin	45	15,517
14	11/30	R	W	Denver	140-129	3-6	4-1	7-7	W1	Aguirre	37	Garnett	11	English	34	8,799
15	12/2	H	W	Golden State	110-100	4-6	4-1	8-7	W2	Aguirre	27	Blackman	7	Short	40	7,678
16	12/4	H	L	Washington	105-115	4-7	4-1	8-8	L1	Aguirre	30	Blackman	9	Ballard	25	10,842
17	12/7	R	L	San Antonio	92-106	4-7	4-2	8-9	L2	Aguirre	27	Cummings	10	Gervin	26	7,940
18	12/8	H	W	Seattle	110-94	5-7	4-2	9-9	W1	Blackman	26	Cummings	11	Sikma	21	10,063
19	12/10	R	W	Detroit	122-121	5-7	5-2	10-9	W2	Vincent	30	Garnett	15	Laimbeer	24	8,113
20	12/11	H	W	San Diego	124-118	6-7	5-2	11-9	W3	Blackman	27	Cummings	12	Brooks	25	9,139
21	12/14	R	L	Golden State	113-122	6-7	5-3	11-10	L1	Blackman	31	Pc/Jv	12	Short	33	5,737
22	12/16	R	L	Seattle	93-103	6-7	5-4	11-11	L2	Vincent	21	Cummings	15	Thompson	18	9,116
23	12/18	R	L	Portland	105-108	6-7	5-5	11-12	L3	Aguirre	26	Garnett	8	Natt	22	(C) 12,666
24	12/19	R	L	L.A. Lakers	108-110	6-7	5-6	11-13	L4	Aguirre	20	Garnett	15	Abdul-Jabbar	33	14,094
25	12/21	R	W	San Diego	121-118	6-7	6-6	12-13	W1	Aguirre	28	Cummings	9	Chambers	28	2,436
26	12/23	R	L	Phoenix	106-125	6-7	6-7	12-14	L1	Aguirre	29	Nimphius	8	Lucas	33	10,261
27	12/29	H	L	Philadelphia (Ot)	116-126	6-8	6-7	12-15	L2	Aguirre	34	Vincent	15	Malone	32	(C) 17,134
28	12/30	R	L	Milwaukee	99-111	6-8	6-8	12-16	L3	Vincent	19	Vincent	8	Johnson	32	(C) 11,052
29	1/1	R	L	New Jersey	105-111	6-8	6-9	12-17	L4	Aguirre	25	Jv/Pc	9	Johnson	21	10,157
30	1/4	R	L	Washington	84-92	6-8	6-10	12-18	L5	Aguirre	21	Vincent	9	Mahorn	23	6,648
31	1/5	H	W	San Antonio	136-131	7-8	6-10	13-18	W1	Blackman	38	Vincent	10	Gilmore	26	10,008
32	1/7	R	L	Atlanta	102-110	7-8	6-11	13-19	L1	Aguirre	28	Cummings	11	Roundfield	32	4,953
33	1/8	H	L	Boston	110-114	7-9	6-11	13-20	L2	Aguirre	32	Vincent	10	Lb/Rp	28	(C) 17,134
34	1/11	R	L	San Antonio	101-109	7-9	6-12	13-21	L3	Aguirre	33	Ma/Pc	10	Banks	26	8,224
35	1/12	H	W	San Diego	112-110	8-9	6-12	14-21	W1	Aguirre	35	Vincent	8	Cummings	23	8,019
36	1/14	H	W	Denver	149-139	9-9	6-12	15-21	W2	Blackman	31	Cummings	12	English	34	11,015
37	1/15	R	L	Utah	105-107	9-9	6-13	15-22	L1	Aguirre	32	Aguirre	10	Griffith	32	7,541
38	1/18	R	W	Golden State	112-102	9-9	7-13	16-22	W1	Aguirre	30	Cummings	12	Short	30	6,163
39	1/20	H	W	Portland	121-112	10-9	7-13	17-22	W2	Vincent	32	Vincent	10	Natt	34	9,028
40	1/22	H	W	Utah	126-88	11-9	7-13	18-22	W3	Vincent	21	Garnett	18	Eaves	18	11,436
41	1/25	R	W	Indiana	134-126	11-9	8-13	19-22	W4	Aguirre	43	Cummings	11	Carter	42	2,994
42	1/26	R	W	Kansas City	125-115	11-9	9-13	20-22	W5	Aguirre	35	Aguirre	11	Ld/Mw	20	5,156
43	1/28	H	L	New Jersey	110-115	11-10	9-13	20-23	L1	Ransey	35	Vincent	11	Williams	22	14,371
44	1/29	H	W	Houston	119-113	12-10	9-13	21-23	W1	Blackman	23	Cummings	14	Leavell	29	12,033
45	2/2	H	W	L.A. Lakers	122-120	13-10	9-13	22-23	W2	Aguirre	31	Vincent	15	Abdul-Jabbar	34	(C) 17,134
46	2/4	H	L	New York	101-120	13-11	9-13	22-24	L1	Aguirre	26	Ma/Jv/Bd	5	Cartwright	27	13,110
47	2/6	R	W	Portland	112-105	13-11	10-13	23-24	W1	Aguirre	44	Nimphius	9	Paxson	27	(C) 12,666
48	2/8	R	W	Phoenix	112-100	13-11	11-13	24-24	W2	Aguirre	28	Ma/Kn	10	W. Davis	21	11,037
49	2/9	H	W	Detroit	122-113	14-11	11-13	25-24	W3	Vincent	29	Cummings	13	Tripucka	35	11,464
50	2/16	R	L	Cleveland	96-99	14-11	11-14	25-25	L1	Aguirre	29	Vincent	12	Cr/Free	23	3,587
51	2/17	H	L	L.A. Lakers	110-127	14-12	11-14	25-26	L2	Aguirre	22	Vincent	9	Abdul-Jabbar	32	(C) 17,134
52	2/19	H	W	Atlanta	122-100	15-12	11-14	26-26	W1	Blackman	33	Aguirre	13	Roundfield	15	13,818
53	2/20	R	L	Chicago	111-124	15-12	11-15	26-27	L1	Aguirre	30	Cummings	10	Theus	25	9,144
54	2/22	R	L	New York	106-108	15-12	11-16	26-28	L2	Ma/Jv	25	Vincent	8	Cartwright	20	7,638
55	2/23	R	L	Philadelphia	101-133	15-12	11-17	26-29	L3	Aguirre	30	Pc/Kn	9	Erving	24	14,223
56	2/25	H	W	Portland	133-117	16-12	11-17	27-29	W1	Aguirre	27	Garnett	11	Carr	19	11,794
57	2/26	H	W	Kansas City	118-107	17-12	11-17	28-29	W2	Vincent	23	Ma/Et	9	Woodson	28	14,039
58	3/1	R	W	Houston	123-115	17-12	12-17	29-29	W3	Vincent	27	Vincent	11	Teagle	24	7,346
59	3/2	H	W	Seattle	108-105	18-12	12-17	30-29	W4	Vincent	24	Cummings	20	Williams	38	11,194
60	3/4	H	L	Milwaukee	102-108	18-13	12-17	30-30	L1	Aguirre	35	Vincent	9	Moncrief	31	(C) 17,134
61	3/5	H	L	Cleveland	91-98	18-14	12-17	30-31	L2	Vincent	18	Vincent	17	Free	25	11,358
62	3/8	H	W	Phoenix	120-99	19-14	12-17	31-31	W1	Vincent	22	Aguirre	11	Nance	18	9,529
63	3/9	R	L	Kansas City	113-129	19-14	12-18	31-32	L1	Aguirre	37	Cummings	10	E. Johnson	29	11,556
64	3/11	R	L	Utah	110-119	19-14	12-19	31-33	L2	Aguirre	30	Aguirre	9	Griffith	22	10,338
65	3/13	H	W	San Diego	111-102	20-14	12-19	32-33	W1	Vincent	23	Aguirre	9	Chambers	23	10,976
66	3/15	R	W	Houston	123-110	20-14	13-19	33-33	W2	Aguirre	29	Garnett	13	Leavell	22	7,030
67	3/17	H	W	Indiana	120-105	21-14	13-19	34-33	W3	Blackman	24	Pc/Rb	11	Knight	27	10,236
68	3/19	R	L	Phoenix (Ot)	112-115	21-14	13-20	34-34	L1	Vincent	30	Aguirre	13	W. Davis	24	13,181
69	3/20	R	L	L.A. Lakers	110-117	21-14	13-21	34-35	L2	Aguirre	33	Vincent	15	Abdul-Jabbar	33	(C) 17,505
70	3/22	H	W	Golden State	111-102	22-14	13-21	35-35	W1	Blackman	25	Cummings	13	Carroll	34	9,978
71	3/24	R	W	San Diego	118-113	22-14	14-21	36-35	W2	Blackman	23	Ma/Rb	6	Cummings	26	3,103
72	3/26	H	L	Kansas City	111-114	22-15	14-21	36-36	L1	Ransey	23	Aguirre	11	Drew	25	14,574
73	3/29	R	L	Golden State	106-109	22-15	14-22	36-37	L2	Aguirre	31	Vincent	8	Carroll	28	5,972
74	3/30	R	L	Utah	103-117	22-15	14-23	36-38	L3	Aguirre	13	Nimphius	15	Green	27	8,581
75	4/1	R	L	Seattle	95-101	22-15	14-24	36-39	L4	Cummings	27	Cummings	10	Williams	28	12,782
76	4/2	R	L	Portland	98-110	22-15	14-25	36-40	L5	Vincent	24	Cummings	10	Natt	27	(C) 12,666
77	4/6	H	L	Houston	99-101	22-16	14-25	36-41	L6	Aguirre	26	Aguirre	13	C. Jones	25	8,485
78	4/8	H	L	Denver	115-132	22-17	14-25	36-42	L7	Ransey	19	Nimphius	11	English	29	10,878
79	4/9	R	W	San Antonio	122-111	22-17	15-25	37-42	W1	Aguirre	27	Ma/Jv	8	Mitchell	32	10,639
80	4/13	H	W	Utah	106-99	23-17	15-25	38-42	W2	Aguirre	19	Pc/Jv/Kn	8	Griffith	28	9,932
81	4/15	R	L	Denver	126-137	23-17	15-26	38-43	L1	Aguirre	31	Cummings	11	Vandeweghe	35	15,039
82	4/16	H	L	San Antonio	120-132	23-18	15-26	38-44	L2	Aguirre	28	Cummings	13	Gervin	40	14,453



1981-1982

TOP ROW L-R GENERAL MANAGER NORM SONJU, CLARENCE KEA, SCOTT LLOYD, KURT NIMPHIUS, WAYNE COOPER, TOM LAGARDE, ALLAN BRISTOW, JAY VINCENT, HEAD COACH DICK MOTTA
MIDDLE ROW L-R DIRECTOR OF PLAYER PERSONNEL RICK SUND, TRAINER DOUG ATKINSON, JIM SPANARKEL, ELSTON TURNER, ROLANDO BLACKMAN, MARK AGUIRRE, EQUIPMENT MANAGER KEITH GRANT, ASSISTANT COACH BOB WEISS
BOTTOM ROW BRAD DAVIS. DID NOT FINISH THE SEASON IN DALLAS: OLIVER MACK

SEASON NOTEBOOK

Won 28, lost 54 (fifth, Midwest)…13-game increase in wins over 1980-81 represented fourth-largest improvement in the league…Vincent was 15th in the NBA in scoring and a unanimous First Team All-Rookie squad choice by the NBA coaches…Aguirre, Blackman and Turner all received All-Rookie Team votes…49 of 82 games (60%) were decided by eight points or less…Vincent became the first Maverick to win an NBA Player of the Week award on Feb. 15…the Mavericks had a 22% increase in attendance over their inaugural season…Brad Davis started all 82 games.

	G-S	Min	Avg	Fg-Att	Pct	3fg-Att	Pct	Ft-Att	Pct	Off	Def	Reb	Avg	Ast	Avg	Pf-D	Stl	To	Blk	Pts	Avg	Hi
Vincent	81-62	2626	32.4	719-1448	.497	1-4	.250	293-409	.716	182	383	565	7.0	176	2.2	308-8	89	194	22	1732	21.4	41
Aguirre	51-20	1468	28.8	381-820	.465	25-71	.352	168-247	.680	89	160	249	4.9	164	3.2	152-0	37	135	22	955	18.7	42
Blackman	82-16	1979	24.1	439-855	.513	1-4	.250	212-276	.768	97	157	254	3.1	105	1.3	122-0	46	113	30	1091	13.3	27
Davis	82-82	2614	31.9	397-771	.515	14-49	.286	185-230	.804	35	191	226	2.8	509	6.2	218-5	73	159	6	993	12.1	32
Spanarkel	82-1	1755	21.4	270-564	.479	8-24	.333	279-327	.853	99	111	210	2.6	206	2.5	140-0	86	111	9	827	10.1	24
Cooper	76-38	1818	23.9	281-669	.420	1-8	.125	119-160	.744	200	350	550	7.2	115	1.5	285-10	37	88	106	682	9.0	22
Turner	80-62	1996	25.0	282-639	.441	0-4	.000	97-138	.703	143	158	301	3.8	189	2.4	182-1	75	116	2	661	8.3	19
Bristow	82-54	2035	24.8	218-499	.437	3-18	.167	134-164	.817	119	220	339	4.1	448	5.5	222-2	65	165	6	573	7.0	16
LaGarde	47-28	909	19.3	113-269	.420	0-2	.000	86-166	.518	63	147	210	4.5	49	1.0	138-3	17	82	17	312	6.6	18
Nimphius	63-27	1085	17.2	137-297	.461	0-0	—	63-108	.583	92	203	295	4.7	61	1.0	190-5	17	56	82	337	5.3	20
Lloyd	74-17	1047	14.1	108-285	.379	2-4	.500	69-91	.758	60	103	163	2.2	67	0.9	175-6	15	59	7	287	3.9	15
Kea	35-0	248	7.1	26-49	.531	0-0	—	29-42	.690	26	35	61	1.7	14	0.4	55-0	4	16	3	81	2.3	10
Mack*	13-3	150	11.5	19-59	.322	0-2	.000	6-8	.750	8	10	18	1.4	14	1.1	6-0	5	4	1	44	3.4	12
Mavericks	82	19730	-	3390-7224	.469	55-190	.289	1740-2366	.735	1213	2228	3441	42.0	2117	25.8	2193-40	566	1317	313	8575	104.6	133
Opponents	82	19730	-	3530-6953	.508	31-138	.225	1847-2491	.741	1108	2361	3469	42.3	1984	24.2	2243-23	643	1370	509	8938	109.0	139

1981-82 SEASON STATISTICS & RESULTS

No	Date	H-R	W-L	Score Opponent	Home Dal-Opp	Road Record	Total Record	Record	Dallas Sk	Hi Scorer	Dallas Pt	Hi Rebr	Opponent Rb	Hi Scorer	Pt	Attend
1	10/30	R	L	Utah	89-105	0-0	0-1	0-1	L1	Aguirre	19	Aguirre	11	Dantley	39	6,709
2	10/31	H	W	Kansas City	95-89	1-0	0-1	1-1	W1	Aguirre	14	Cooper	11	Drew	16	7,865
3	11/3	H	L	Cleveland	110-125	1-1	0-1	1-2	L1	Aguirre	27	Lloyd	8	Mitchell	33	6,981
4	11/5	R	L	Phoenix	93-121	1-1	0-2	1-3	L2	Blackman	19	Cooper	8	Macy	20	10,173
5	11/6	H	L	New York	95-104	1-2	0-2	1-4	L3	Blackman	21	Tl/Sl	7	Russell	29	9,708
6	11/8	R	L	L.A. Lakers	111-121	1-2	0-3	1-5	L4	Aguirre	23	LaGarde	11	Johnson	24	9,870
7	11/10	R	L	Portland	95-117	1-2	0-4	1-6	L5	Aguirre	17	Nimphius	8	Paxson	21	12,666
8	11/11	R	L	Seattle	79-107	1-2	0-5	1-7	L6	Aguirre	25	Jv/Tl	7	Shelton	18	10,148
9	11/14	H	L	Golden State	112-118	1-3	0-5	1-8	L7	Aguirre	42	Ma/Wc	8	Free	27	9,540
10	11/17	H	L	San Antonio	105-112	1-4	0-5	1-9	L8	Aguirre	24	Ma/Wc	7	Gervin	38	7,858
11	11/20	H	L	Seattle	89-90	1-5	0-5	1-10	L9	Aguirre	22	LaGarde	14	Williams	22	8,059
12	11/21	H	L	Phoenix	88-110	1-6	0-5	1-11	L10	Aguirre	20	LaGarde	11	Robinson	27	8,268
13	11/24	H	L	L.A. Lakers	110-125	1-7	0-5	1-12	L11	Vincent	20	Vincent	13	Abdul-Jabbar	25	14,266
14	11/25	R	L	Denver	133-139	1-7	0-6	1-13	L12	Aguirre	31	LaGarde	8	English	25	8,533
15	11/28	H	W	New Jersey	111-107	2-7	0-6	2-13	W1	Spanarkel	20	LaGarde	10	Birdsong	37	9,287
16	12/2	R	L	Utah	103-114	2-7	0-7	2-14	L1	Aguirre	34	LaGarde	10	Dantley	36	5,257
17	12/3	R	L	San Diego	111-113	2-7	0-8	2-15	L2	Aguirre	36	Tl/Ma	7	P. Smith	24	3,293
18	12/5	H	W	Denver	109-105	3-7	0-8	3-15	W1	Aguirre	26	Turner	8	English	32	7,620
19	12/8	H	W	Utah	128-103	4-7	0-8	4-15	W2	Aguirre	24	Nimphius	10	Dantley	34	6,895
20	12/9	R	L	Kansas City (Ot)	109-113	4-7	0-9	4-16	L1	Blackman	23	Aguirre	10	Robinson	25	6,564
21	12/11	H	L	San Antonio	99-101	4-8	0-9	4-17	L2	Vincent	24	Vincent	6	Brewer	25	7,788
22	12/12	R	L	Houston	97-101	4-8	0-10	4-18	L3	Vincent	29	Vincent	7	Malone	25	8,139
23	12/15	R	W	Washington	107-102	4-8	1-10	5-18	W1	Vincent	31	Vincent	13	Ruland	22	3,618
24	12/16	R	L	Boston	92-109	4-8	1-11	5-19	L1	Vincent	27	LaGarde	9	Bird	30	15,320
25	12/18	H	L	Houston	93-112	4-9	1-11	5-20	L2	Vincent	29	Ja/Ab	8	Malone	23	7,232
26	12/19	H	W	Portland	102-95	5-9	1-11	6-20	W1	Vincent	24	Nimphius	12	Ransey	25	6,564
27	12/22	H	L	Detroit	98-106	5-10	1-11	6-21	L1	Blackman	24	Vincent	10	Tripucka	27	7,978
28	12/26	H	L	Denver	117-124	5-11	1-11	6-22	L2	Vincent	33	Jv/Kn/Wc	8	English	31	9,580
29	12/29	H	W	Kansas City	104-92	6-11	1-11	7-22	W1	Vincent	41	Nimphius	11	Woodson	25	9,231
30	1/2	R	L	Golden State	100-119	6-11	1-12	7-23	L1	Vincent	26	Nimphius	9	Short	35	7,401
31	1/6	R	L	Seattle	100-107	6-11	1-13	7-24	L2	Jv/Bd	18	Vincent	8	Sikma	25	10,533
32	1/7	R	W	San Diego	113-112	6-11	2-13	8-24	W1	Spanarkel	24	Cooper	9	Brooks	21	3,977
33	1/9	H	W	Phoenix	105-101	7-11	2-13	9-24	W2	Vincent	19	Cooper	8	Johnson	22	10,238
34	1/12	R	L	San Antonio	109-127	7-11	2-14	9-25	L1	Blackman	25	Turner	8	Mm/Gb	23	6,823
35	1/13	H	L	San Diego	102-105	7-12	2-14	9-26	L2	Jv/Rb	25	Jv/Wc	8	Smith	20	6,116
36	1/15	R	L	Denver	113-128	7-12	2-15	9-27	L3	Vincent	22	Ab/Wc	8	Vandeweghe	24	7,990
37	1/16	H	L	Portland	103-110	7-13	2-15	9-28	L4	Vincent	27	Nimphius	12	Ransey	24	8,289
38	1/20	H	W	Milwaukee	109-104	8-13	2-15	10-28	W1	Vincent	21	Nimphius	11	Winters	20	10,058
39	1/21	R	W	Kansas City	110-94	8-13	3-15	11-28	W2	Vincent	23	Turner	11	Woodson	18	8,085
40	1/23	H	W	Utah	122-110	9-13	3-15	12-28	W3	Vincent	34	Bristow	10	Dantley	24	10,532
41	1/26	R	W	Atlanta	90-88	9-13	4-15	13-28	W4	Vincent	30	Bristow	10	Drew	27	5,132
42	1/27	H	L	Philadelphia	86-99	9-14	4-15	13-29	L1	Vincent	29	Nimphius	12	Toney	22	(C) 17,134
43	2/2	R	L	San Antonio	98-103	9-14	4-16	13-30	L2	Vincent	23	Nimphius	12	Gervin	32	7,017
44	2/3	H	L	San Diego	106-113	9-15	4-16	13-31	L3	Vincent	25	Cooper	19	Bryant	32	6,601
45	2/5	R	L	Milwaukee	92-117	9-15	4-17	13-32	L4	Blackman	17	Blackman	7	Bw/Sm	19	11,052
46	2/6	R	W	Indiana	95-89	9-15	5-17	14-32	W1	Vincent	32	Cooper	16	Williams	14	6,680
47	2/10	H	L	Washington	102-119	9-16	5-17	14-33	L1	Vincent	29	Cooper	12	Ruland	27	7,019
48	2/12	H	W	Seattle	103-100	10-16	5-17	15-33	W1	Vincent	38	Vincent	16	Sikma	30	11,030
49	2/14	R	W	New Jersey	111-109	10-16	6-17	16-33	W2	Vincent	30	Cooper	11	Elmore	25	14,808
50	2/16	R	W	New York	112-110	10-16	7-17	17-33	W3	Vincent	40	Vincent	10	Richardson	29	7,861
51	2/17	R	L	Philadelphia	109-114	10-16	7-18	17-34	L1	Blackman	23	Cooper	11	Erving	26	10,004
52	2/20	R	L	Cleveland	109-116	10-16	7-19	17-35	L2	Vincent	28	Cooper	12	Robinson	34	5,510
53	2/21	R	W	Chicago	113-97	10-16	8-19	18-35	W1	Davis	32	Davis	7	Theus	22	10,687
54	2/23	R	L	Houston	95-105	10-16	8-20	18-36	L1	Vincent	23	Cooper	12	Malone	34	9,823
55	2/25	H	L	Golden State	104-106	10-17	8-20	18-37	L2	Vincent	23	Cooper	13	Free	31	7,547
56	2/27	H	W	Houston (Ot)	108-105	11-17	8-20	19-37	W1	Vincent	23	Jv/Rb	9	Malone	44	16,715
57	3/2	H	L	Boston	97-101	11-18	8-20	19-38	L1	Vincent	31	Ab/Wc	8	Parish	27	(C) 17,134
58	3/4	R	L	Golden State	98-104	11-18	8-21	19-39	L2	Vincent	21	Cooper	12	King	37	8,645
59	3/5	R	L	Seattle	97-98	11-18	8-22	19-40	L3	Vincent	18	Lloyd	8	Williams	38	20,232
60	3/7	H	L	Indiana	106-108	11-19	8-22	19-41	L4	Vincent	23	Vincent	10	Knight	34	8,225
61	3/8	R	W	San Antonio	121-113	11-19	9-22	20-41	W1	Vincent	34	Vincent	10	Gervin	38	8,284
62	3/10	H	W	Portland	104-102	12-19	9-22	21-41	W2	Vincent	23	Cooper	13	Bates	23	8,285
63	3/13	R	W	San Diego	126-118	12-19	10-22	22-41	W3	Vincent	33	Nimphius	10	Brooks	32	3,938
64	3/14	R	L	L.A. Lakers	116-138	12-19	10-23	22-42	L1	Blackman	25	Vincent	7	Abdul-Jabbar	28	13,609
65	3/17	H	L	Chicago	92-102	12-20	10-23	22-43	L2	Jv/Bd/Ma	13	Vincent	13	Lester	27	8,292
66	3/19	H	L	L.A. Lakers	106-112	12-21	10-23	22-44	L3	Vincent	22	Vincent	13	Abdul-Jabbar	23	(C) 17,134
67	3/21	R	L	Portland	101-109	12-21	10-24	22-45	L4	Aguirre	19	Cooper	10	Ransey	24	12,666
68	3/23	R	W	L.A. Lakers	118-116	12-21	11-24	23-45	W1	Aguirre	23	Vincent	10	Abdul-Jabbar	32	13,516
69	3/24	R	L	Phoenix	96-104	12-21	11-25	23-46	L1	Vincent	23	Cooper	13	D. Johnson	22	11,046
70	3/26	H	W	Kansas City	96-87	13-21	11-25	24-46	W1	Vincent	23	Vincent	13	Woodson	21	7,876
71	3/27	H	L	Atlanta	85-96	13-22	11-25	24-47	L1	Vincent	20	Cooper	17	Ej/Drew	21	9,267
72	3/30	R	L	Houston	95-99	13-22	11-26	24-48	L2	Spanarkel	21	Cooper	9	Malone	38	10,864
73	3/31	H	L	Denver	119-120	13-23	11-26	24-49	L3	Vincent	31	Cooper	10	English	27	7,932
74	4/1	R	W	Detroit	121-120	13-23	12-26	25-49	W1	Vincent	37	Cooper	9	Tripucka	25	8,162
75	4/3	H	L	Golden State	102-107	13-24	12-26	25-50	L1	Vincent	22	Jv/Wc	10	Free	30	9,295
76	4/6	R	L	Utah	114-129	13-24	12-27	25-51	L2	Vincent	25	Vincent	14	Dantley	40	5,934
77	4/7	H	W	Utah	123-109	14-24	12-27	26-51	W1	Vincent	31	Cooper	14	Griffith	27	7,039
78	4/9	H	W	Phoenix	105-100	15-24	12-27	27-51	W2	Vincent	20	Vincent	11	Macy	28	9,673
79	4/11	H	W	Houston	109-97	16-24	12-27	28-51	W3	Vincent	24	Cooper	16	Malone	26	11,049
80	4/14	R	L	Kansas City	95-114	16-24	12-28	28-52	L1	Jv/Rb	16	Vincent	9	R. Johnson	20	5,144
81	4/16	H	L	San Antonio	106-118	16-25	12-28	28-53	L2	Aguirre	24	Cooper	11	Gervin	35	13,092
82	4/17	R	L	Denver	124-130	16-25	12-29	28-54	L3	Vincent	26	Ma/Jv	9	Di/Ae	32	17,009



1980-1981

TOP ROW L-R GENERAL MANAGER NORM SONJU, HEAD COACH DICK MOTTA, TRAINER DOUG ATKINSON, OLIVER MACK, JIM SPANARKEL, MARTY BYRNES, BRAD DAVIS, CHAD KINCH, EQUIPMENT MANAGER KEITH GRANT, ASSISTANT COACH BOB WEISS

BOTTOM ROW L-R STAN PIETKIEWICZ, TOM LAGARDE, ABDUL JEELANI, BILL ROBINZINE, SCOTT LLOYD, CLARENCE KEA. DID NOT FINISH THE SEASON IN DALLAS: DARRELL ALLUMS, WINFORD BOYNES, AUSTIN CARR, MONTI DAVIS, RALPH DROLLINGER, TERRY DUEROD, JOE HASSETT, GEOFF HUSTON, RICHARD WASHINGTON, JEROME WHITEHEAD

SEASON NOTEBOOK

Won 15, lost 67 (sixth, Midwest)…Spanarkel (14.4 points) and LaGarde (8.1 rebounds) were statistical leaders and the only players to see action in all 82 games…Abdul Jeelani scored the first points in club history…47 of the Mavericks' 82 games were decided by 10 or fewer points…Dallas set an NBA home attendance record for an expansion team.

	G-S	Min	Avg	Fg-Att	Pct	3Fg-Att	Pct	Ft-Att	Pct	Off	Def	Reb	Avg	Ast	Avg	Pf-D	Stl	To	Blk	Pts	Avg	Hi
Spanarkel	82-49	2317	28.3	404-866	.467	1-10	.100	375-423	.887	142	155	297	3.6	232	2.8	230-3	117	172	20	1184	14.4	28
LaGarde	82-82	2670	32.6	417-888	.470	0-0	—	288-444	.649	177	488	665	8.1	237	2.9	293-6	35	206	45	1122	13.7	26
Robinzine (Tot)	78-1	2016	25.8	392-826	.475	1-6	.167	218-281	.776	168	365	533	6.8	118	1.5	275-6	75	187	9	1003	12.9	26
Robinzine (Dal)	70-1	1932	27.6	378-794	.476	1-6	.167	213-273	.780	164	356	520	7.4	113	1.6	256-5	71	177	9	970	13.9	26
B. Davis	56-26	1686	30.1	230-410	.561	3-17	.176	163-204	.799	29	122	151	2.7	385	6.9	156-2	52	123	11	626	11.2	31
Mack (Tot)	65-57	1682	25.9	279-606	.460	0-9	.000	80-125	.640	92	138	230	3.5	163	2.5	117-0	56	70	7	638	9.8	28
Mack (Dal)	62-57	1666	26.9	278-600	.463	0-9	.000	79-123	.642	92	137	229	3.7	162	2.6	114-0	55	70	7	635	10.2	28
Lloyd	72-70	2186	30.4	245-547	.448	0-2	.000	147-205	.717	161	293	454	6.3	159	2.2	269-8	34	145	25	637	8.8	28
Jeelani	66-12	1108	16.8	187-440	.425	0-1	.000	179-220	.814	83	147	230	3.5	65	1.0	123-2	44	87	31	553	8.4	31
Bymes	72-18	1360	18.9	216-451	.479	9-20	.450	120-157	.764	74	103	177	2.5	113	1.6	126-0	29	61	17	561	7.8	25
Kea	16-0	199	12.4	37-81	.457	0-1	.000	43-62	.694	28	39	67	4.2	5	0.3	44-2	6	16	1	117	7.3	22
Ptkwcz (Tot)	42-0	461	11.0	57-138	.413	19-48	.396	11-14	.786	13	29	42	1.0	77	1.8	28-0	15	22	2	144	3.4	10
Ptkwcz (Dal)	36-0	431	12.0	55-133	.414	19-48	.396	11-14	.786	13	28	41	1.1	75	2.1	26-0	15	17	2	140	3.9	10
Kinch (Tot)	41-1	353	8.6	52-141	.369	0-0	—	14-18	.778	7	26	33	0.8	45	1.1	33-0	11	30	6	118	2.9	10
Kinch (Dal)	12-0	106	8.8	14-45	.311	0-0	—	10-13	.769	0	9	9	0.8	10	0.8	9-0	2	8	1	38	3.2	7
Huston*	56-56	1892	33.8	385-789	.488	1-4	.250	128-185	.692	33	66	99	1.8	277	4.9	113-1	45	148	6	899	16.1	29
Washington*	11-7	307	27.9	51-117	.436	0-0	—	17-23	.739	25	59	84	7.6	16	1.5	37-0	5	21	7	119	10.8	24
Duerod*	18-8	337	18.7	74-161	.460	2-6	.333	18-27	.667	15	24	39	2.2	30	1.7	19-0	12	25	4	168	9.3	22
Hassett*	17-0	280	16.5	59-142	.415	10-40	.250	10-13	.769	11	14	25	1.5	18	1.1	21-0	5	11	0	138	8.1	15
Boynes*	44-17	757	17.2	121-313	.387	0-0	—	45-55	.818	24	51	75	1.7	37	0.8	79-1	23	69	16	287	6.5	22
Whitehead*	7-4	118	16.9	16-38	.421	0-0	—	5-11	.455	8	20	28	4.0	2	0.3	16-0	4	11	1	37	5.3	14
Allums*	22-3	276	12.5	23-67	.343	0-1	.000	13-22	.591	19	46	65	3.0	25	1.1	51-2	5	23	8	59	2.7	11
Drollinger*	6-0	67	11.2	7-14	.500	0-0	—	1-4	.250	5	14	19	3.2	14	2.3	16-0	1	13	2	15	2.5	8
Carr*	8-0	77	9.6	7-28	.250	0-0	—	2-4	.500	4	5	9	1.1	9	1.1	10-0	1	9	0	16	2.0	5
M. Davis*	1-0	8	8.0	0-4	.000	0-0	—	1-5	.200	2	1	3	3.0	0	—	0-0	0	0	1	1	1.0	1
Mavericks	82	19780	241.2	3204-6928	.462	46-165	.279	1868-2487	.751	1109	2177	3286	40.1	1984	24.2	2008-32	561	1412	214	8322	101.5	132
Opponents	82	19780	241.2	3622-7060	.513	36-137	.263	1731-2297	.754	1173	2498	3671	44.8	2098	25.6	2187-31	713	1420	480	9011	109.9	144

1980-81 SEASON STATISTICS & RESULTS

No	Date	H-R	W-L	Opponent	Score Dal-Opp	Home Record	Road Record	Total Record	Sk	Dallas Hi Scorer	Pt	Dallas Hi Rebr	Rb	Opponent Hi Scorer	Pt	Attend
1	10/11	H	W	San Antonio	103-92	1-0	0-0	1-0	W1	Boynes	21	LaGarde	14	Gervin	33	10,373
2	10/14	H	L	Seattle	83-85	1-1	0-0	1-1	L1	Huston	19	LaGarde	11	Westphal	24	7,004
3	10/15	R	L	Denver	98-133	1-1	0-1	1-2	L2	Spanarkel	15	Whitehead	10	English	26	6,658
4	10/17	H	L	Kansas City	91-103	1-2	0-1	1-3	L3	Huston	28	Spanarkel	9	Wedman	25	7,017
5	10/18	R	L	San Antonio	96-110	1-2	0-2	1-4	L4	LaGarde	16	LaGarde	9	Gervin	20	9,542
6	10/21	R	L	Phoenix	99-111	1-2	0-3	1-5	L5	Byrnes	16	Washington	11	Johnson	21	10,507
7	10/22	R	W	Seattle	107-102	1-2	1-3	2-5	W1	Washington	24	Washington	9	Sikma	34	14,125
8	10/24	R	L	Portland	105-120	1-2	1-4	2-6	L1	Boynes	18	Tl/Aj	7	Thompson	22	12,666
9	10/25	R	L	Golden State	79-86	1-2	1-5	2-7	L2	Spanarkel	16	LaGarde	11	Carroll	21	6,570
10	10/28	H	L	Utah	96-104	1-3	1-5	2-8	L3	Huston	26	Washington	11	Griffith	33	5,720
11	10/29	R	L	Houston	103-109	1-3	1-6	2-9	L4	Spanarkel	19	Aj/Rw/Tl/Gh/Da	4	Malone	38	6,123
12	10/31	R	L	Utah	122-144	1-3	1-7	2-10	L5	Huston	24	LaGarde	9	Dantley	50	5,703
13	11/4	H	L	San Diego	102-116	1-4	1-7	2-11	L6	LaGarde	23	LaGarde	12	Taylor	31	5,431
14	11/6	R	L	Washington	95-116	1-4	1-8	2-12	L7	Duerod	22	LaGarde	9	Hayes	26	6,285
15	11/7	H	L	L.A. Lakers	102-126	1-5	1-8	2-13	L8	Td/Gh	16	Byrnes/Lloyd	8	Johnson	32	17,481
16	11/8	R	L	Detroit	73-101	1-5	1-9	2-14	L9	Gh/Br	14	LaGarde	10	Long	23	4,584
17	11/11	H	L	Houston	94-105	1-6	1-9	2-15	L10	Robinzine	18	LaGarde	13	Murphy	23	5,472
18	11/14	H	W	Portland	113-106	2-6	1-9	3-15	W1	Tl/Gh/Td/Br	19	LaGarde	14	Natt	19	6,103
19	11/16	R	L	L.A. Lakers	102-110	2-6	1-10	3-16	L1	Gh/Js	28	Sl/Js	8	Johnson	24	9,893
20	11/18	H	L	Phoenix	91-102	2-7	1-10	3-17	L2	Huston	19	Lloyd	13	Robinson	24	6,015
21	11/21	H	L	Seattle	91-101	2-8	1-10	3-18	L3	Huston	20	Tl/Br	9	Bailey	22	6,514
22	11/23	R	L	Portland	96-116	2-8	1-11	3-19	L4	Huston	23	LaGarde	9	Owens/Paxson	20	12,666
23	11/25	H	L	Philadelphia	92-108	2-9	1-11	3-20	L5	Spanarkel	20	Robinzine	10	Erving	31	13,527
24	11/28	H	L	Denver (Ot)	117-119	2-10	1-11	3-21	L6	LaGarde	22	Lloyd	16	Thompson	38	7,713
25	11/29	R	L	Houston	90-115	2-10	1-12	3-22	L7	Jeelani	24	Lloyd	9	Murphy	24	8,123
26	12/2	H	L	Cleveland	102-109	2-11	1-12	3-23	L8	Br/Js	18	LaGarde	13	Mitchell	22	5,117
27	12/5	R	L	Boston	87-97	2-11	1-13	3-24	L9	Robinzine	24	LaGarde	12	Parish	20	14,351
28	12/6	R	L	Atlanta	104-110	2-11	1-14	3-25	L10	LaGarde	26	LaGarde	8	Collins	25	7,347
29	12/9	H	L	L.A. Lakers	92-103	2-12	1-14	3-26	L11	Huston	19	LaGarde	12	Abdul-Jabbar	29	9,313
30	12/10	R	L	Denver	107-116	2-12	1-15	3-27	L12	Huston	27	Tl/Br	11	English	27	7,768
31	12/12	H	W	San Diego (Ot)	112-109	3-12	1-15	4-27	W1	Spanarkel	22	LaGarde	10	Williams	31	6,457
32	12/13	R	L	Kansas City	107-114	3-12	1-16	4-28	L1	LaGarde	22	LaGarde	9	Birdsong	33	5,378
33	12/16	H	L	San Antonio	83-89	3-13	1-16	4-29	L2	Huston	17	Robinzine	12	Gervin	27	6,140
34	12/17	R	L	Phoenix	102-115	3-13	1-17	4-30	L3	Spanarkel	25	Spanarkel	8	Robinson	29	10,297
35	12/18	R	L	San Diego	92-102	3-13	1-18	4-31	L4	Robinzine	23	Robinzine	13	Williams	32	7,167
36	12/20	H	L	Golden State	98-101	3-14	1-18	4-32	L5	Huston	20	Tl/Br	10	Free	31	5,848
37	12/23	H	L	Utah	96-101	3-15	1-18	4-33	L6	Robinzine	23	Lloyd	11	Dantley	30	5,736
38	12/26	H	W	Denver	119-111	4-15	1-18	5-33	W1	Jeelani	20	Lloyd	16	Thompson	34	8,293
39	12/27	R	L	Milwaukee	96-112	4-15	1-19	5-34	L1	Robinzine	16	Tl/Br	6	Sm/Jb	17	11,052
40	12/29	R	L	Cleveland	100-112	4-15	1-20	5-35	L2	Robinzine	23	Robinzine	14	Mitchell	29	3,884
41	12/30	R	L	New York	98-100	4-15	1-21	5-36	L3	Spanarkel	26	LaGarde	17	Cartwright	21	10,559
42	1/2	H	L	Houston (Ot)	120-124	4-16	1-21	5-37	L4	Huston	29	LaGarde	9	Malone	40	7,872
43	1/5	R	L	Seattle	89-103	4-16	1-22	5-38	L5	Huston	21	Robinzine	10	Westphal	27	12,210
44	1/7	R	W	Golden State	111-109	4-16	2-22	6-38	W1	Huston	24	Robinzine	14	Free	27	7,246
45	1/8	R	L	Utah	97-99	4-16	2-23	6-39	L1	LaGarde	24	Robinzine	12	Dantley	40	7,239
46	1/10	H	L	Washington	94-106	4-17	2-23	6-40	L2	Js/Gh	20	Robinzine	18	Porter	25	8,021
47	1/13	H	W	Chicago	112-106	5-17	2-23	7-40	W1	Robinzine	26	Robinzine	8	Greenwood	26	5,771
48	1/16	H	W	New York	118-110	6-17	2-23	8-40	W2	Huston	24	Robinzine	12	Cartwright	24	10,473
49	1/18	R	L	San Diego	109-115	6-17	2-24	8-41	L1	LaGarde	18	Lloyd	11	Smith	22	3,980
50	1/20	H	L	Kansas City	91-104	6-18	2-24	8-42	L2	Robinzine	25	LaGarde	16	Ford	24	5,899
51	1/23	R	L	Chicago	98-106	6-18	2-25	8-43	L3	Mack	22	LaGarde	12	Theus	18	7,836
52	1/24	R	L	Indiana	89-107	6-18	2-26	8-44	L4	LaGarde	15	Sl/Br/Aj	6	McGinnis	19	12,636
53	1/27	H	L	New Jersey	100-112	6-19	2-26	8-45	L5	LaGarde	22	Robinzine	10	Robinson	28	5,727
54	2/3	H	L	Kansas City	100-121	6-20	2-26	8-46	L6	Huston	23	LaGarde	13	Ford	30	5,335
55	2/4	R	L	Houston	68-116	6-20	2-27	8-47	L7	Robinzine	14	Tl/Br	6	Bw/Mm	21	8,353
56	2/6	H	L	Atlanta	98-100	6-21	2-27	8-48	L8	Robinzine	16	Lloyd	8	Johnson	32	6,882
57	2/8	R	L	San Antonio	98-102	6-21	2-28	8-49	L9	Js/Sl/Br	15	Robinzine	10	Silas/Gervin	27	8,918
58	2/10	H	L	Detroit	95-101	6-22	2-28	8-50	L10	Spanarkel	23	Robinzine	15	Tyler	20	5,047
59	2/11	R	L	Phoenix	97-119	6-22	2-29	8-51	L11	LaGarde	20	Tl/Sl	7	Robinson	27	10,357
60	2/14	H	L	San Antonio	99-107	6-23	2-29	8-52	L12	Spanarkel	22	Lloyd	7	Gervin	28	9,826
61	2/15	R	L	Los Angeles	99-107	6-23	2-30	8-53	L13	Mack	19	Kea	13	Abdul-Jabbar	35	11,920
62	2/17	H	L	Milwaukee	106-114	6-24	2-30	8-54	L14	Davis	24	Mack	9	Johnson	20	7,068
63	2/20	R	L	Philadelphia	109-117	6-24	2-31	8-55	L15	Mack	19	Robinzine	8	Erving	18	10,642
64	2/22	R	W	New Jersey	132-109	6-24	3-31	9-55	W1	Mack	28	Lloyd	11	Mn/Cr	24	7,849
65	2/24	H	L	Seattle	84-120	6-25	3-31	9-56	L1	Spanarkel	15	LaGarde	14	Brown	22	6,525
66	2/26	R	L	Kansas City	102-105	6-25	3-32	9-57	L2	Kea	19	LaGarde	12	Wedman	30	8,701
67	2/27	H	L	Indiana	111-118	6-26	3-32	9-58	L3	Mack	26	Kea	10	Davis	19	7,359
68	3/1	H	W	San Diego	99-91	7-26	3-32	10-58	W1	Mack	24	Sl/Om	8	Smith	27	4,858
69	3/3	H	L	Boston	105-117	7-27	3-32	10-59	L1	Davis	31	LaGarde	8	Bird	22	15,593
70	3/6	R	L	Golden State	109-115	7-27	3-33	10-60	L2	LaGarde	22	Robinzine	9	King	28	8,694
71	3/8	R	L	San Antonio	108-133	7-27	3-34	10-61	L3	Kea	22	Kea	10	Silas	19	8,251
72	3/10	H	W	Phoenix	107-103	8-27	3-34	11-61	W1	Spanarkel	25	LaGarde	14	Johnson	27	6,469
73	3/12	H	W	Golden State	120-118	9-27	3-34	12-61	W2	Spanarkel	26	Robinzine	11	Short	45	5,380
74	3/15	R	L	Portland	110-135	9-27	3-35	12-62	L1	Jeelani	31	Jeelani	6	Bates	35	12,666
75	3/17	H	L	L.A. Lakers	109-114	9-28	3-35	12-63	L2	Robinzine	26	LaGarde	15	Abdul-Jabbar	28	17,828
76	3/18	R	L	Utah	113-120	9-28	3-36	12-64	L3	Byrnes/Davis	25	Lloyd	8	Dantley	48	5,248
77	3/20	H	W	Denver	126-125	10-28	3-36	13-64	W1	Mb/Br	22	Robinzine	15	Thompson	28	6,359
78	3/21	H	W	Utah	105-95	11-28	3-36	14-64	W2	Br/Bd	20	Robinzine	13	Dantley	28	7,416
79	3/24	H	L	Houston (Ot)	111-114	11-29	3-36	14-65	L1	Tl/Bd	19	LaGarde	11	Reid	32	7,162
80	3/25	R	W	Denver	126-115	11-29	4-36	15-65	W1	Davis	25	Jeelani	11	English	29	14,035
81	3/27	H	L	Portland	109-123	11-30	4-36	15-66	L1	Lloyd	28	LaGarde	9	Thompson	29	11,203
82	3/29	R	L	Kansas City	104-113	11-30	4-37	15-67	L2	Byrnes	24	Lloyd	5	Wedman	27	7,171

ROSTER BY NUMBERS

00
ERIC MONTROSS
JAVALE MCGEE
BRANDON WILLIAMS*

0
MARK STRICKLAND*
SHAWN MARION
JOSH RICHARDSON
STERLING BROWN
JUSTIN HOLIDAY
DANTE EXUM

1
RODNEY MCCRAY
SCOTT BROOKS
STEVIN SMITH
DONNELL HARVEY
RAWLE MARSHALL
RYAN HOLLINS
GREG BUCKNER*
JARED CUNNINGHAM
SAMUEL DALEMBERT
RICKY LEDO*
AMAR'E STOUDEMIRE
JUSTIN ANDERSON
DENNIS SMITH JR.
COURTNEY LEE
TYRELL TERRY
THEO PINSON
JADEN HARDY*

2
STEVE ALFORD*
ALEX ENGLISH
OLIVER MILLER
RODRICK RHODES
MARK BRYANT
DARRICK MARTIN
JOHNNY NEWMAN
KEITH VAN HORN
JASON KIDD*
RAYMOND FELTON
QUINN COOK
TYLER BEY
EUGENE OMORUYI
ISAIAH THOMAS
KYRIE IRVING*
FACUNDO CAMPAZZO
DERECK LIVELY II

3
JAMIE WATSON
KEVIN OLLIE
RICK HUGHES
VERNON MAXWELL
CHARLIE BELL
TRAVIS BEST
RODRIGUE BEAUBOIS
SHANE LARKIN
CHARLIE VILLANUEVA
JONATHAN GIBSON
NERLENS NOEL
DARYL MACON
ANTONIUS CLEVELAND*
TREY BURKE*
JADEN HARDY*
GRANT WILLIAMS
ALEX FUDGE

4
AL WOOD
ADRIAN DANTLEY
STEVE ALFORD*
CHEROKEE PARKS
MICHAEL FINLEY
SHAWNE WILLIAMS
CARON BUTLER
KELENNA AZUBUIKE
DARREN COLLISON

4
GREG SMITH
QUINCY ACY

5
KELVIN UPSHAW
TOM GARRICK
JASON KIDD*
SASHA DANILOVIC
JUWAN HOWARD
AVERY JOHNSON*
JOSH HOWARD
BERNARD JAMES*
JOSE JUAN BAREA*
MOSES WRIGHT
TYLER DORSEY

6
WINFORD BOYNES
MYRON JACKSON
CHUCKY BROWN
KHALID REEVES
DANNY MANNING
AVERY JOHNSON*
MARQUIS DANIELS
EDDIE JONES
QUINTON ROSS
TYSON CHANDLER
TROY MURPHY
DEREK FISHER
ANDREW BOGUT
MANNY HARRIS
JOHNATHAN MOTLEY
DEANDRE JORDAN
KRISTAPS PORZINGIS

7
TOM SLUBY
BOB MCCANN
TONY DUMAS
DENNIS SCOTT
ADRIAN GRIFFIN*
TONY DELK
DESAGANA DIOP
TIM THOMAS
SASHA PAVLOVIC
LAMAR ODOM
JUSTIN DENTMON
RICKY LEDO*
AL-FAROUQ AMINU
DWIGHT POWELL*

8
COURTNEY ALEXANDER
ANTOINE WALKER
ANTHONY JOHNSON
GERALD GREEN
ALEXIS AJINCA
CHRIS WRIGHT
JOSE CALDERON
DWIGHT POWELL*
DERON WILLIAMS
GIAN CLAVELL
KYLE COLLINSWORTH
JOSH GREEN

9
HOWARD EISLEY
TARIQ ABDUL-WAHAD
YI JIANLIAN
JAE CROWDER
RAJON RONDO
NICOLAS BRUSSINO
AARON HARRISON
MICHAEL KIDD-GILCHRIST
MOSES BROWN
AJ LAWSON

10
JOE HASSETT
MARK WADE
LAMONT STROTHERS
DAVID WOOD
SAM CASSELL
TIM HARDAWAY
DARRELL ARMSTRONG
TYRONN LUE
JOSH AKOGNON
DORIAN FINNEY-SMITH
TIM HARDAWAY JR.*

11
ABDUL JEELANI
CHRIS ANSTEY
DAMON JONES
RAJA BELL
JOSE JUAN BAREA*
MONTA ELLIS
JAVALE MCGEE
YOGI FERRELL
TIM HARDAWAY JR.*
KYRIE IRVING*

12
DEREK HARPER#
JOHN JENKINS

13
MIKE IUZZOLINO*
MARTIN MÜÜRSEPP*
STEVE NASH
DOUG CHRISTIE
MAURICE AGER
MATT CARROLL
COREY BREWER
DELONTE WEST
MIKE JAMES
JOSH MCROBERTS
JALEN BRUNSON
MARKIEFF MORRIS
GREG BROWN III

14
KELVIN RANSEY
DALE ELLIS
ROBERT PACK
EDUARDO NAJERA
JAMEER NELSON
DEANDRE LIGGINS
NATE HINTON
DEXTER DENNIS

15
BRAD DAVIS#

16
WANG ZHIZHI
PEJA STOJAKOVIC
JAMES JOHNSON

17
OLIVER MACK
ANTOINE RIGAUDEAU
CHRIS DOUGLAS-ROBERTS
JEFF WITHEY
J.J. REDICK

18
HOT ROD WILLIAMS
OLIVIER-MAXENCE PROSPER*

19
TONY CAMPBELL
JARROD UTHOFF

20
GEOFF HUSTON
BILL GARNETT
MORLON WILEY
TRACY MOORE
ERICK STRICKLAND

NICK FAZEKAS
JAMAAL MAGLOIRE
DOMINIQUE JONES
DEVIN HARRIS*
A.J. HAMMONS
DOUG MCDERMOTT
BRANDON KNIGHT
RICHAUN HOLMES

21
CHAD KINCH
ROGER PHEGLEY
DENNIS NUTT
JIM FARMER
ANTHONY JONES
FAT LEVER
GEORGE MCCLOUD
SHAWN RESPERT
GREG BUCKNER
ADAM HARRINGTON
DANNY FORTSON
DAN DICKAU
POPS MENSAH-BONSU
ANTOINE WRIGHT
STEVE NOVAK
WAYNE ELLINGTON
JEREMY EVANS
JALEN JONES
FRANK NTILIKINA
DANIEL GAFFORD

22
ROLANDO BLACKMAN#

23
ALLAN BRISTOW
BILL WENNINGTON
BRIAN QUINNETT
STEPHEN BARDO
TIM LEGLER
CEDRIC CEBALLOS
TRENTON HASSELL
ANTHONY MORROW
WESLEY MATTHEWS
TREY BURKE*
JOSH REAVES
CARLIK JONES
MCKINLEY WRIGHT IV

24
MARK AGUIRRE
JIM JACKSON
HUBERT DAVIS
PAVEL PODKOLZIN
RICHARD JEFFERSON

25
TOM LAGARDE
CORNY THOMPSON
CHRIS GATLING
ERICK DAMPIER
VINCE CARTER
CHANDLER PARSONS
WES IWUNDU
REGGIE BULLOCK
P.J. WASHINGTON JR.

26
RAY SPALDING
SPENCER DINWIDDIE

27
ZAZA PACHULIA

28
DJ MBENGA
IAN MAHINMI

30
DEXTER CAMBRIDGE
LUCIOUS HARRIS
MARK STRICKLAND*
MALIK ALLEN
DAHNTAY JONES
SETH CURRY
JAQUORI MCLAUGHLIN
CHRIS SILVA

31
RICHARD WASHINGTON
JAY VINCENT
JOAO VIANNA
WALTER PALMER
MARTIN MÜÜRSEPP*
ED O'BANNON
BILL CURLEY
NICK VAN EXEL
JASON TERRY

32
DARRELL ALLUMS
HOWARD CARTER
DETLEF SCHREMPF
HERB WILLIAMS
JAMAL MASHBURN
CHRISTIAN LAETTNER
BRANDON BASS
SEAN WILLIAMS
O.J. MAYO
SCOTTY HOPSON
JAMEEL WARNEY
TREY BURKE*
MARQUESE CHRISS

33
JIM SPANARKEL*
ELSTON TURNER
UWE BLAB
RANDY WHITE*
JASON SASSER
STACEY KING
GARY TRENT
ANTAWN JAMISON
JOSH POWELL
JAMES SINGLETON
BRENDAN HAYWOOD
GAL MEKEL
WILLIE CAULEY-STEIN

34
AUSTIN CARR
JIM SPANARKEL*
HOWARD WRIGHT
DOUG SMITH
MAMADOU N'DIAYE
BRANDAN WRIGHT
DEVIN HARRIS*
KEMBA WALKER

35
DONALD HODGE
BUBBA WELLS
LOY VAUGHT
BRIAN CARDINAL
CHRIS KAMAN
CHRISTIAN WOOD

37
KOSTAS ANTETOKOUNMPO

40
KURT NIMPHIUS
JAMES DONALDSON
WALTER BOND
GREG DREILING*
LOREN MEYER
KURT THOMAS
BRUNO SUNDOV
DEVEAN GEORGE
HARRISON BARNES

41
SAM PERKINS*
TERRY TYLER
BRIAN HOWARD
DIRK NOWITZKI#

42
TERRY DUEROD
PAT CUMMINGS
ROY TARPLEY
EVAN ESCHMEYER
SCOTT WILLIAMS
JERRY STACKHOUSE
ELTON BRAND
DAVID LEE
BEN BENTIL
MAXI KLEBER

43
MONTI DAVIS
STAN PIETKIEWICZ
WAYNE COOPER
HAROLD KEELING
TERRY DAVIS
RANDELL JACKSON
WALT WILLIAMS
KRIS HUMPHRIES

44
SCOTT LLOYD
SAM PERKINS*
RADISAV CURCIC
LORENZO WILLIAMS
FRED ROBERTS
SHAWN BRADLEY
ADRIAN GRIFFIN*
AUSTIN CROSHERE
ANTONIUS CLEVELAND*
JUSTIN JACKSON
NICOLÒ MELLI
CHARLIE BROWN JR.
DAVIS BERTANS

45
MARTY BYRNES
MARK WEST
SEAN ROOKS
A.C. GREEN
RAEF LAFRENTZ
KEVIN WILLIS
DEJUAN BLAIR
RYAN BROEKHOFF

50
JIM GRANDHOLM
DARREN MORNINGSTAR
REGGIE SLATER
GREG DREILING*
ERIC RILEY
ALAN HENDERSON
SALAH MEJRI

51
ADRIAN CALDWELL
BOBAN MARJANOVIĆ

52
RALPH DROLLINGER
CHARLIE SITTON
RANDY WHITE*
SAMAKI WALKER
CALVIN BOOTH
EDDY CURRY

53
CLARENCE KEA

54
BILL ROBINZINE
JEROME WHITEHEAD
POPEYE JONES
OBINNA EKEZIE

55
WALLACE BRYANT
JOHN SHASKY
MIKE IUZZOLINO*
JUWAN HOWARD
BERNARD JAMES*
PIERRE JACKSON
DELON WRIGHT
DERRICK JONES JR.

70
DENNIS RODMAN

77
LUKA DONČIĆ

COLLEGIATE BREAKDOWN

ALABAMA	1
ARKANSAS	2
ARKANSAS-LITTLE ROCK	2
ARIZONA	5
ARIZONA STATE	4
AUBURN	4
AUGSBURG (MINN.)	1
AUSTIN-PEAY	2
BAYLOR	3
BOSTON COLLEGE	3
BRADLEY	1
BRIGHAM YOUNG	3
CALIFORNIA	1
CAL-IRVINE	1
CAL STATE-FULLERTON	2
CENTRAL MICHIGAN	1
CHARLOTTE	1
CHRISTOPHER NEWPORT (VA.)	1
CINCINNATI	3
CLEMSON	1
COLLEGE OF CHARLESTON	1
COLORADO	4
COLORADO STATE	1
CONNECTICUT	5
CREIGHTON	1
DARTMOUTH	1
DAYTON	1
DEPAUL	2
DETROIT	2
DUKE	10
DUQUESNE	1
EAST CAROLINA	1
FAYETTEVILLE STATE	1
FLORIDA	6
FLORIDA INTERNATIONAL	1
FLORIDA STATE	4
FRESNO STATE	2
GEORGE WASHINGTON	1
GEORGETOWN	1
GEORGIA TECH	4
GONZAGA	1
HOUSTON	2
ILLINOIS	3
INDIANA	4
IOWA	1
IOWA STATE	1
KANSAS	6
KANSAS STATE	2
KENTUCKY	12
LAMAR	2
LASALLE	1
LONG BEACH STATE	2
LOUISIANA STATE	2
LOUISIANA TECH	1
LOUISVILLE	4
MARQUETTE	4
MARYLAND	3
MEMPHIS	2
MIAMI (FLA.)	1
MICHIGAN	7
MICHIGAN STATE	5
MINNESOTA	3
MISSISSIPPI	1
MISSISSIPPI STATE	1
MISSOURI	1
MISSOURI-KANSAS CITY	1
MOREHEAD STATE (KY.)	1
MURRAY STATE	2
NEBRASKA	2
NEVADA-LAS VEGAS	4
NEVADA-RENO	4
NEW ORLEANS	1
NEW MEXICO STATE	1
NORTH CAROLINA	17
NORTH CAROLINA STATE	4
NORTHEASTERN	1
NORTHWESTERN	1
NOTRE DAME	5
OAKLAND (MICH.)	1
OHIO	1
OHIO STATE	4
OKLAHOMA	2
OLD DOMINION	2
OREGON	2
OREGON STATE	3
PENN STATE	2
PEPPERDINE	1
PITTSBURGH	2
PROVIDENCE	4
PURDUE	2
RHODE ISLAND	2
RICHMOND	1
ST. FRANCIS (PA.)	1
ST. JOHN'S	1
ST. JOSEPH'S	3
SAN FRANCISCO	2
SAN JOSE STATE	1
SANTA CLARA	2
SETON HALL	3
SOUTH CAROLINA	4
SOUTH FLORIDA	2
SE MISSOURI STATE	1
SE OKLAHOMA STATE	1
SOUTHERN	1
SOUTHERN CALIFORNIA	1
SOUTHERN METHODIST	2
STANFORD	3
STETSON	1
STONY BROOK	1
SYRACUSE	1
TEMPLE	3
TENNESSEE	3
TENNESSEE STATE	1
TEXAS	1
TCU	2
TEXAS A&M	3
TEXAS-EL PASO	1
TEXAS TECH	2
THOMAS MORE	1
TULANE	1
TULSA	1
UCLA	8
UC SANTA BARBARA	1
USC	2
UTAH	4
VALPARAISO	1
VANDERBILT	1
VILLANOVA	3
VIRGINIA	1
VIRGINIA TECH	1
VIRGINIA UNION	1
WAKE FOREST	3
WASHINGTON	5
WASHINGTON STATE	2
WESTERN KENTUCKY	2
WISCONSIN	2
WISCONSIN-PARKSIDE	1
WYOMING	2

JOÃO VIANNA (BRAZIL), RADISAV CURCIC (SERBIA), MARTIN MÜÜRSEPP (ESTONIA), SASHA DANILOVIC (SERBIA), DIRK NOWITZKI (GERMANY), BRUNO SUNDOV (CROATIA), CHRIS ANSTEY (AUSTRALIA), WANG ZHIZHI (CHINA), ANTOINE RIGAUDEAU (FRANCE), DJ MBENGA (CONGO), PAVEL PODKOLZIN (RUSSIA), DESAGANA DIOP (OAK HILL ACADEMY HS), GERALD GREEN (GULF SHORES ACADEMY), DESHAWN STEVENSON (WASHINGTON UNION HS), RODRIGUE BEAUBOIS (GUADELOUPE), IAN MAHINMI (FRANCE), TYSON CHANDLER (DOMINGUEZ HS), ALEXIS AJINCA (FRANCE), SASHA PAVLOVIC (SERBIA), PEJA STOJAKOVIC (SERBIA), YI JIANLIAN (CHINA), EDDY CURRY (THORNWOOD HS), MONTA ELLIS (LANIER HS), JOSE CALDERON (SPAIN), AMAR'E STOUDEMIRE (CYPRESS CREEK HS), ZAZA PACHULIA (REPUBLIC OF GEORGIA), SALAH MEJRI (TUNISIA), NICOLAS BRUSSINO (ARGENTINA), MAXI KLEBER (GERMANY), LUKA DONČIĆ (SLOVENIA), KRISTAPS PORZINGIS (LATVIA), BOBAN MARJANOVIĆ (SERBIA), NICOLÒ MELLI (ITALY), DAVIS BERTANS (LATVIA), FRANK NTILIKINA (BELGIUM), FACUNDO CAMPAZZO (ARGENTINA) AND JADEN HARDY (G LEAGUE IGNITE DIDN'T PLAY COLLEGE BASKETBALL.

UPDATED THROUGH THE END OF THE 2022-23 SEASON

YEARLY STATISTICS

YEARLY STATISTICS, MAVERICKS TEAM STATS

	- FIELD GOALS -			- 3 PT. FIELD GOALS -			- FREE THROWS -			- REBOUNDS -										
	MADE	ATT.	PCT.	MADE	ATT.	PCT.	MADE	ATT.	PCT.	OFF.	DEF.	TOT.	AST.	PF	DQ	STL.	TO	BLK.	PTS	AVG
1980-81	3204	6928	.462	46	165	.279	1863	2487	.750	1109	2177	3286	1984	2008	32	561	1439	214	8322	101.5
1901-82	3390	7224	.469	55	190	.289	1740	2366	.735	1213	2228	3441	2117	2193	40	566	1317	313	8875	104.6
1982-83	3674	7550	.487	43	185	.232	1852	2462	.752	1296	2381	3677	2227	2067	35	552	1348	348	9243	112.7
1983-84	3618	7235	.500	42	184	.228	1774	2350	.755	1090	2265	3355	2164	1906	21	579	1303	360	9052	110.4
1984-85	3560	7280	.489	152	443	.343	1844	2324	.739	1095	2345	3440	2152	1796	12	575	1184	335	9116	111.2
1985-86	3631	7254	.501	141	446	.316	2050	2643	.776	1059	2454	3513	2108	1733	17	605	1289	369	9453	115.3
1986-87	3594	7373	.487	231	653	.354	2148	2717	.791	1219	2404	3713	2017	1873	15	688	1205	424	9567	116.7
1987-88	3413	7191	.475	154	526	.293	1980	2510	.789	1341	3594	3836	1984	1734	14	645	1257	446	8960	109.3
1988-89	3244	6917	.469	211	681	.310	1785	2263	.789	1048	2397	3445	1867	1739	14	579	1233	476	8484	103.5
1989-90	3246	6831	.475	157	486	.323	1735	2261	.767	1042	2419	3461	1771	1733	13	664	1228	398	8384	102.2
1990-91	3245	6890	.471	193	600	.322	1512	1986	.761	9984	2360	3344	1821	1840	14	581	1186	397	8195	99.9
1991-92	3120	7104	.439	268	797	.336	1499	1999	.750	1194	2439	3633	1630	1867	15	536	1202	349	8007	97.6
1992-93	3164	7271	.435	283	837	.338	1530	2171	.705	1234	2265	3499	1683	2302	38	649	1459	355	8141	99.3
1993-94	3055	7070	.432	241	773	.312	1450	1942	.747	1271	2150	3421	1629	2007	13	767	1393	299	7801	95.1
1994-95	3227	7342	.440	386	1200	.322	1622	2210	.734	1514	2433	3947	1941	1811	17	579	1345	348	8462	103.2
1995-96	3124	7431	.420	735	2039	.360	1426	1975	.722	1408	2379	3787	1913	1836	31	642	1270	342	8409	102.5
1996-97	2813	6452	.436	430	1316	.327	1375	1918	.717	1040	2262	3302	1663	1798	16	654	1324	351	7431	90.6
1997-98	2882	6754	.427	422	1183	.357	1308	1738	.753	1007	2281	3288	1535	1643	20	646	1182	466	7494	91.4
1998-99	1749	4033	.434	202	595	.339	881	1210	.728	645	1478	2123	921	1065	16	352	692	292	4581	91.6
1999-00	3195	7047	.453	519	1326	.391	1407	1751	.804	931	2444	3375	1810	1770	22	592	1124	416	8316	101.4
2000-01	3085	6716	.459	517	1357	.381	1552	1954	.794	831	2571	3402	1740	1907	18	618	1141	492	8239	100.5
2001-02	3200	6930	.462	621	1645	.378	1608	1994	.806	918	2568	3486	1811	1842	21	581	992	392	8629	105.2
2002-03	3161	6982	.453	636	1668	.381	1486	1793	.829	912	2544	3456	1838	1730	19	665	949	449	8444	103.0
2003-04	3322	7240	.459	507	1456	.348	1475	1854	.796	1173	2538	3712	1963	1609	16	656	1000	437	8626	105.2
2004-05	3058	6691	.457	463	1273	.364	1826	2314	.789	990	2530	3520	1610	1827	10	708	1102	461	8405	102.5
2005-06	2948	6374	.462	416	1113	.374	1818	2322	.783	1030	2431	3461	1472	1834	17	593	1112	488	8130	99.1
2006-07	3010	6442	.467	535	1404	.381	1646	2045	.805	920	2515	3435	1632	1837	14	560	1140	408	8201	100.0
2007-08	3025	6515	.464	494	1403	.352	1690	2075	.814	883	2643	3526	1720	1786	11	490	1037	402	8234	100.4
2008-09	3128	6770	.462	571	1632	.350	1516	1852	.819	909	2595	3504	1779	1600	12	591	1043	429	8343	101.7
2009-10	3140	6760	.464	558	1498	.372	1526	1870	.816	834	2586	3420	1917	1563	9	624	1059	449	8364	102.0
2010-11	3069	6463	.475	645	1768	.365	1437	1850	.777	780	2618	3398	1954	1575	7	557	1145	352	8220	100.2
2011-12	2398	5412	.443	497	1464	.339	1029	1334	.771	665	2157	2822	1380	1226	2	565	926	337	6322	95.8
2012-13	3182	6892	.462	606	1628	.372	1323	1669	.793	767	2670	3437	1906	1698	6	648	1144	454	8293	101.1
2013-14	3249	6858	.474	721	1877	.384	1378	1733	.795	840	2514	3354	1935	1636	4	704	1110	356	8597	104.8
2014-15	3255	7036	.463	732	2082	.352	1386	1843	.752	858	2608	3466	1846	1644	7	663	1062	371	8628	105.2
2015-16	3064	6900	.444	806	2342	.344	1454	1831	.794	751	2781	3532	1813	1595	4	560	1047	306	8388	102.3
2016-17	2968	6750	.440	878	2473	.355	1215	1516	.801	647	2516	3163	1705	1567	8	614	972	307	8029	97.9
2017-18	3128	7041	.444	967	2688	.360	1167	1530	.763	666	2717	3383	1858	1578	6	578	1008	310	8390	102.3
2018-19	3182	7122	.447	1022	3002	.340	1541	2076	.742	832	2884	3716	1918	1650	5	533	1167	351	8927	108.9
2019-20	3124	6772	.461	1136	3095	.367	1392	1787	.779	791	2729	3520	1849	1462	13	460	953	363	8778	117.0
2020-21	3958	6287	.470	994	2744	.362	1186	1524	.778	657	2463	3687	1647	1396	8	450	869	311	8096	112.4
2021-22	3222	6982	.461	1073	3063	.350	1341	1739	.771	759	2769	3528	1918	1612	6	552	1025	325	8858	108.0
2022-23	3283	6909	.475	1246	3362	.371	1554	2057	.755	625	2556	3181	1880	1697	8	514	1002	304	9366	114.2

YEARLY STATISTICS

YEARLY STATISTICS, OPPONENTS' TEAM STATS

	- FIELD GOALS -			- 3 PT. FIELD GOALS -			- FREE THROWS -			- REBOUNDS -										
	MADE	ATT.	PCT.	MADE	ATT.	PCT.	MADE	ATT.	PCT.	OFF.	DEF.	TOT.	AST.	PF	DQ	STL.	TO	BLK.	PTS	AVG
1980-81	3622	7060	.513	36	137	.263	1731	2297	.754	1173	2498	3671	2098	2187	31	713	1433	480	9011	109.9
1981-82	3530	6953	.508	31	138	.225	1847	2491	.741	1108	2361	3469	1984	2243	23	643	1370	509	8938	109.0
1982-83	3758	7481	.502	53	202	.262	1708	2347	.728	1217	2433	3650	2291	2227	39	607	1383	562	9277	113.1
1983-84	3633	7282	.499	63	222	.284	1688	2198	.768	1180	2346	3526	2131	2213	23	632	1386	417	9017	111.0
1984-85	3626	7200	.504	98	318	.308	1588	2080	.763	1062	2470	3532	2113	2066	17	572	1340	430	8938	109.0
1985-86	3864	7689	.503	90	311	.289	1545	2049	.754	1219	2469	3688	2381	2196	33	617	1279	423	9363	114.2
1986-87	3586	7503	.478	128	434	.295	1750	2293	.763	1254	2386	3640	2304	2136	26	571	1332	421	9050	110.4
1987-88	3468	7385	.470	167	517	.323	1499	1957	.766	1200	2233	3433	2240	1997	20	612	1228	436	8602	104.9
1988-89	3422	7304	.469	166	515	.322	1573	2090	.753	1231	2500	3731	2133	1869	11	660	1175	386	8583	104.7
1989-90	3288	7013	.469	175	587	.298	1627	2161	.753	1142	2398	3540	1961	1832	17	649	1236	388	8378	102.2
1990-91	3346	6945	.482	178	583	.305	1700	2296	.740	1116	2489	3605	2025	1778	10	650	1147	400	8570	104.5
1991-92	3314	7015	.470	183	599	.306	1823	2368	.770	1157	2631	3788	1936	1735	19	723	1054	456	8634	105.3
1992-93	3401	6783	.501	234	653	.358	2351	3071	.766	1063	2740	3803	2047	1861	8	802	1273	520	9387	114.5
1993-94	3212	6508	.494	249	688	.362	1841	2498	.737	1101	2503	3604	1970	1649	7	782	1428	507	8514	103.8
1994-95	3407	6982	.488	432	1181	.366	1454	1981	.734	1053	2379	3432	1991	1925	17	722	1250	502	8700	106.1
1995-96	3403	6921	.492	470	1193	.394	1535	2097	.732	1087	2726	3813	1978	1841	15	702	1348	531	8811	107.5
1996-97	2966	6469	.458	538	1444	.373	1482	1974	.751	1098	2428	3526	1794	1720	18	687	1284	433	7952	97.0
1997-98	3138	6819	.460	386	1130	.342	1333	1868	.714	1223	2644	3867	1882	1608	6	658	1240	374	7995	97.5
1998-99	1815	4037	.450	216	686	.315	855	1193	.717	660	1519	2179	1073	1042	4	361	699	244	4701	94.0
1999-00	3225	7053	.457	429	1244	.345	1484	2005	.740	1251	2719	3970	1901	1814	12	604	1318	416	8363	102.0
2000-01	2938	6693	.439	381	1140	.334	1631	2231	.731	1068	2623	3691	1778	1848	21	622	1273	379	7888	96.2
2001-02	3094	6851	.452	452	1293	.350	1640	2184	.751	1065	2600	3665	1865	1788	16	589	1155	377	8280	101.0
2002-03	2926	6687	.438	477	1401	.340	1477	2032	.727	1045	2682	3727	1781	1746	18	547	1316	322	7806	95.2
2003-04	3133	6824	.459	534	1471	.363	1462	1960	.746	1009	2562	3571	1937	1690	11	582	1242	382	8262	100.8
2004-05	2941	6712	.438	451	1366	.330	1601	2123	.754	1072	2467	3539	1714	1899	13	584	1278	399	7934	96.8
2005-06	2801	6319	.443	404	1120	.361	1626	2163	.752	935	2209	3144	1433	1958	13	536	1151	400	7632	93.1
2006-07	2790	6241	.447	375	1074	.349	1654	2216	.746	839	2286	3125	1471	1811	13	565	1190	312	7609	92.8
2007-08	2903	6551	.443	408	1168	.349	1648	2168	.760	882	2419	3301	1547	1739	12	536	999	357	7862	95.9
2008-09	3071	6752	.455	517	1379	.375	1522	1907	.798	884	2509	3393	1611	1645	9	589	1064	334	8181	99.8
2009-10	3107	6805	.457	525	1515	.347	1402	1849	.758	922	2592	3514	1659	1652	7	563	1195	337	8141	99.3
2010-11	2996	6656	.450	508	1480	.343	1373	1830	.750	880	2459	3339	1689	1650	16	623	1114	303	7873	96.0
2011-12	2347	5390	.435	473	1368	.346	1092	1456	.750	725	2173	2898	1351	1213	3	561	971	265	6259	94.8
2012-13	3067	6890	.445	642	1789	.359	1566	2079	.753	985	2752	3737	1805	1547	5	698	1202	340	8342	101.7
2013-14	3096	6673	.464	678	1888	.359	1530	2019	.758	943	2569	3512	1808	1633	7	635	1312	288	8400	102.4
2014-15	3117	6930	.450	741	2034	.364	1415	1879	.753	1006	2778	3784	1830	1816	13	602	1339	314	8390	102.3
2015-16	3144	6971	.451	743	2170	.342	1382	1873	.738	868	2887	3755	1800	1757	9	617	1142	363	8413	102.6
2016-17	3035	6477	.469	788	2074	.380	1411	1827	.772	727	2923	3650	1743	1591	6	535	1225	280	8269	100.8
2017-18	3219	6870	.469	874	2411	.363	1327	1754	.757	725	3026	3751	1929	1604	2	595	1126	368	8639	105.4
2018-19	3357	7315	.459	918	2667	.344	1400	1802	.777	836	2840	3676	2011	1905	13	643	1065	368	9032	110.1
2019-20	3143	6868	.458	919	2615	.351	1200	1578	.760	782	2625	3407	1794	1601	15	525	896	311	8405	112.1
2020-21	2885	6269	.460	925	2537	.365	1238	1621	.764	704	2460	3747	1631	1446	7	527	908	264	7933	110.2
2021-22	3198	7001	.457	895	2635	.340	1296	1689	.767	780	2799	3579	1925	1645	7	552	1025	300	8587	104.7
2022-23	3425	7065	.485	913	2596	.352	1597	2046	.781	830	2838	3668	2044	1789	9	522	1075	312	9360	114.1
2023-24	3535	7352	.481	1197	3242	.369	1397	1842	.758	797	2724	3521	2106	1500	2	563	1027	406	9664	117.9

YEARLY ROSTERS

1980 – 81
Coach Dick Motta (Record 15-67, Sixth)

No.	Player	G	PPG
32	Darrell Allums	22	2.7
6	Winford Boynes	44	6.5
45	Marty Byrnes	72	7.8
34	Austin Carr	8	2.0
15	Brad Davis	56	11.2
43	Monti Davis	1	1.0
52	Ralph Drollinger	6	2.5
42	Terry Duerod	18	9.3
10	Joe Hassett	17	8.1
20	Geoff Huston	56	16.1
11	Abdul Jeelani	66	8.4
53	Clarence Kea	16	7.3
21	Chad Kinch	12	3.2
25	Tom LaGarde	82	13.7
44	Scott Lloyd	72	8.8
17	Oliver Mack	62	10.2
43	Stan Pietkiewicz	36	3.9
54	Bill Robinzine	70	13.9
33/34	Jim Spanarkel	82	14.4
31	Richard Washington	11	10.8
54	Jerome Whitehead	7	5.3

1981 – 82
Coach Dick Motta (Record 28-54, Fifth)

No.	Player	G	PPG
24	Mark Aguirre	51	18.7
22	Rolando Blackman	82	13.3
23	Allan Bristow	82	7.0
43	Wayne Cooper	76	9.0
15	Brad Davis	82	12.1
53	Clarence Kea	35	2.3
25	Tom LaGarde	47	6.6
44	Scott Lloyd	74	3.9
17	Oliver Mack	13	3.4
40	Kurt Nimphius	63	5.3
34	Jim Spanarkel	82	10.1
33	Elston Turner	80	8.3
31	Jay Vincent	81	21.4

1982 – 83
Coach Dick Motta (Record 38-44, Fourth)

No.	Player	G	PPG
24	Mark Aguirre	81	24.4
22	Rolando Blackman	75	17.7
23	Allan Bristow	37	2.8
42	Pat Cummings	81	12.5
15	Brad Davis	79	11.6
20	Bill Garnett	75	6.3
44	Scott Lloyd	15	3.3
40	Kurt Nimphius	81	5.3
14	Kelvin Ransey	76	11.1
34	Jim Spanarkel	48	5.7
25	Corny Thompson	44	2.8
33	Elston Turner	59	3.6
31	Jay Vincent	81	18.7

1983 – 84
Coach Dick Motta (Record 43-39, Second)

No.	Player	G	PPG
24	Mark Aguirre	79	29.5
22	Rolando Blackman	81	22.4
42	Pat Cummings	80	13.1
15	Brad Davis	81	11.1
14	Dale Ellis	67	8.2
20	Bill Garnett	80	5.1
12	Derek Harper	82	5.7
40	Kurt Nimphius	82	7.9
21	Roger Phegley	10	2.1
34	Jim Spanarkel	7	3.4
33	Elston Turner	47	2.9
31	Jay Vincent	61	11.0
45	Mark West	34	1.1

1984 – 85
Coach Dick Motta (Record 44-38, Third)

No.	Player	G	PPG
24	Mark Aguirre	80	25.7
22	Rolando Blackman	81	19.7
55	Wallace Bryant	56	2.9
32	Howard Carter	11	0.8
15	Brad Davis	82	10.1
14	Dale Ellis	72	9.3
12	Derek Harper	82	9.6
40	Kurt Nimphius	82	6.1
41	Sam Perkins	82	11.0
52	Charlie Sitton	43	2.1
7	Tom Sluby	31	2.4
31	Jay Vincent	79	18.2

1985 – 86
Coach Dick Motta (Record 44-38, Third)

No.	Player	G	PPG
24	Mark Aguirre	74	22.6
33	Uwe Blab	48	2.6
22	Rolando Blackman	82	21.5
55	Wallace Bryant	9	3.1
15	Brad Davis	82	9.3
40	James Donaldson	69	8.3
14	Dale Ellis	72	7.1
12	Derek Harper	79	12.2
43	Harold Keeling	20	2.2
40	Kurt Nimphius	13	7.0
41	Sam Perkins	80	15.4
32	Detlef Schrempf	64	6.2
52	Charlie Sitton	Injured	
31	Jay Vincent	80	13.8
23	Bill Wennington	56	3.4

1986 – 87
Coach Dick Motta (Record 55-27, First)

No.	Player	G	PPG
24	Mark Aguirre	80	25.7
33	Uwe Blab	30	1.8
22	Rolando Blackman	80	21.0
15	Brad Davis	82	7.0
40	James Donaldson	82	10.8
12	Derek Harper	77	16.0
6	Myron Jackson	8	1.4
21	Dennis Nutt	25	2.3
41	Sam Perkins	80	14.8
32	Detlef Schrempf	81	9.3
42	Roy Tarpley	75	7.5
23	Bill Wennington	58	2.7
4	Al Wood	54	6.6

1987 – 88
Coach John MacLeod (Record 53-29, Second)

No.	Player	G	PPG
24	Mark Aguirre	77	25.1
2	Steve Alford	28	2.1
33	Uwe Blab	73	2.2
22	Rolando Blackman	71	18.7
15	Brad Davis	75	7.2
40	James Donaldson	81	7.0
21	Jim Farmer	30	2.0
12	Derek Harper	82	17.0
44	Sam Perkins	75	14.2
32	Detlef Schrempf	82	8.5
42	Roy Tarpley	81	13.5
23	Bill Wennington	30	2.1
4	Al Wood	0	0.0

1988 – 89
Coach John MacLeod (Record 38-44, Fourth)

No.	Player	G	PPG
24	Mark Aguirre	44	21.7
4	Steve Alford	9	0.8
33	Uwe Blab	37	1.8
22	Rolando Blackman	78	19.7
4	Adrian Dantley	31	20.3
15	Brad Davis	78	6.4
40	James Donaldson	53	9.1
12	Derek Harper	81	17.3
21	Anthony Jones	25	2.6
44	Sam Perkins	78	15.0
32	Detlef Schrempf	37	9.5
42	Roy Tarpley	29	17.3
41	Terry Tyler	70	5.5
23	Bill Wennington	65	4.6
20	Morlon Wiley	51	2.2
32	Herb Williams	30	6.6

1989 – 90
Coaches John MacLeod (5-6) and Richie Adubato (42-29) (Record 47-35, Third)

No.	Player	G	PPG
2	Steve Alford	41	4.1
22	Rolando Blackman	80	19.4
4	Adrian Dantley	45	14.7
15	Brad Davis	73	6.4
40	James Donaldson	73	9.1
12	Derek Harper	82	18.0
21	Anthony Jones	66	3.0
7	Bob McCann	10	2.6
44	Sam Perkins	76	15.9
42	Roy Tarpley	45	16.8
5	Kelvin Upshaw	3	0.7
10	Mark Wade	1	0.0
23	Bill Wennington	60	4.5
33	Randy White	55	4.3
32	Herb Williams	81	8.6

1990 – 91
Coach Richie Adubato (Record 28-54, Sixth)

No.	Player	G	PPG
4	Steve Alford	34	4.4
22	Rolando Blackman	80	19.9
15	Brad Davis	80	5.4
40	James Donaldson	82	10.0
2	Alex English	79	9.7
50	Jim Grandholm	26	3.0
12	Derek Harper	77	19.7
21	Fat Lever	4	7.3
1	Rodney McCray	74	11.4
55	John Shasky	57	2.6
42	Roy Tarpley	5	20.4
5	Kelvin Upshaw	48	5.6
33	Randy White	79	8.8
32	Herb Williams	60	12.5
34	Howard Wright	3	2.0

1991 – 92
Coach Richie Adubato (Record 22-60, Fifth)

No.	Player	G	PPG
22	Rolando Blackman	75	18.3
15	Brad Davis	33	2.8
43	Terry Davis	68	10.2
40	James Donaldson	44	6.2
5	Tom Garrick	6	1.7
12	Derek Harper	65	17.7
35	Donald Hodge	51	8.4
41	Brian Howard	27	4.9
55	Mike Iuzzolino	52	9.3
21	Fat Lever	31	11.2
1	Rodney McCray	75	9.0
20	Tracy Moore	42	8.5
23	Brian Quinnett	15	2.7
34	Doug Smith	76	8.8
31	Joao Vianna	1	2.0
33	Randy White	65	6.4
32	Herb Williams	75	11.5

1992 – 93
Coaches Richie Adubato (2-27) and Gar Heard (9-44) (Record 11-71, Sixth)

No.	Player	G	PPG
23	Stephen Bardo	23	2.2
40	Walter Bond	74	8.0
30	Dexter Cambridge	53	7.0
44	Radisav Curcic	20	2.9
43	Terry Davis	75	12.7
12	Derek Harper	62	18.2
35	Donald Hodge	79	5.0
41	Brian Howard	68	6.5
13	Mike Iuzzolino	70	8.7
24	Jim Jackson	28	16.3
23	Tim Legler	30	9.6
21	Fat Lever	Injured	
20	Tracy Moore	39	7.2
31	Walter Palmer	20	3.0
45	Sean Rooks	72	13.5
34	Doug Smith	61	10.4
10	Lamont Strothers	9	5.6
52	Randy White	64	9.7
20	Morlon Wiley	33	5.8

1993 – 94
Coach Quinn Buckner (Record 13-69, Sixth)

No.	Player	G	PPG
66	Chucky Brown	1	3.0
19	Tony Campbell	41	9.7
43	Terry Davis	15	3.7
40	Greg Dreiling	54	2.4
12	Derek Harper	28	11.6
30	Lucious Harris	77	5.4
35	Donald Hodge	50	2.7
24	Jim Jackson	82	19.2
54	Popeye Jones	81	5.8
23	Tim Legler	79	8.3
21	Fat Lever	81	6.9
32	Jamal Mashburn	79	19.2
50	Darren Morningstar	22	4.3
45	Sean Rooks	47	11.4
34	Doug Smith	79	8.8
33	Randy White	18	6.4
20	Morlon Wiley	12	1.2
44	Lorenzo Williams	34	3.2

1994 – 95
Coach Dick Motta (Record 36-46, Fifth)

No.	Player	G	PPG
11	Scott Brooks	31	7.9
43	Terry Davis	46	3.0
17	Tony Dumas	58	4.6
30	Lucious Harris	79	9.5
35	Donald Hodge	54	3.9
24	Jim Jackson	51	25.7
54	Popeye Jones	80	10.3
15	Jason Kidd	79	11.7
21	George McCloud	42	9.6
32	Jamal Mashburn	80	24.1
34	Doug Smith	63	5.1
42	Roy Tarpley	55	12.6
20	Morlon Wiley	38	3.4
44	Lorenzo Williams	82	4.0

1995 – 96
Coach Dick Motta (Record 26-56, T-Fifth)

No.	Player	G	PPG
1	Scott Brooks	69	5.1
43	Terry Davis	28	4.9
7	Tony Dumas	67	11.6
30	Lucious Harris	61	7.9
35	Donald Hodge	13	1.4
24	Jim Jackson	82	19.6
54	Popeye Jones	68	11.3
5	Jason Kidd	81	16.6
21	George McCloud	79	18.9
32	Jamal Mashburn	18	23.4
40	Loren Meyer	72	5.0
4	Cherokee Parks	64	3.9
50	Reggie Slater	3	3.7
44	Lorenzo Williams	65	3.0
10	David Wood	37	4.9

1996 – 97
Coach Jim Cleamons (Record 24-58, Fourth)

No.	Player	G	PPG
44	Shawn Bradley	33	14.6
10	Sam Cassell	16	12.3
5	Sasha Danilovic	13	16.6
50	Greg Dreiling	40	2.0
7	Tony Dumas	18	4.0
4	Michael Finley	56	16.0
25	Chris Gatling	44	19.1
45	A.C. Green	56	7.9
12	Derek Harper	75	10.0
24	Jim Jackson	46	15.5
5	Jason Kidd	22	9.9
33	Stacey King	6	2.0
32	Jamal Mashburn	37	10.6
21	George McCloud	41	13.7
40	Loren Meyer	19	4.1
2	Oliver Miller	42	4.3
00	Eric Montross	47	3.9
31/13	Martin Müürsepp	32	4.3
31	Ed O'Bannon	19	2.4
14	Robert Pack	20	11.5
6	Khalid Reeves	13	7.8
44	Fred Roberts	12	1.8
33	Jason Sasser	2	1.0
1	Stevin Smith	8	1.8
20	Erick Strickland	28	10.6
52	Samaki Walker	43	5.0
3	Jamie Watson	10	4.5

1997 – 98
Coaches Jim Cleamons (4-12) and Don Nelson (Record 16-50, Fifth)

No.	Player	G	PPG
11	Chris Anstey	41	5.9
44	Shawn Bradley	64	11.4
51	Adrian Caldwell	1	0.0
23	Cedric Ceballos	12	16.9
24	Hubert Davis	81	11.1
4	Michael Finley	82	21.5
45	A.C. Green	82	7.3
13	Martin Müürsepp	41	5.7
3	Kevin Ollie	16	2.9
14	Robert Pack	12	7.8
6	Khalid Reeves	82	8.7
21	Shawn Respert	10	8.2
50	Eric Riley	39	3.6
7	Dennis Scott	52	13.6
20	Erick Strickland	67	7.6
40	Kurt Thomas	5	7.4
52	Samaki Walker	41	8.9
35	Bubba Wells	39	3.3

1998 – 99
Coach Don Nelson (Record 19-31, Fifth)

No.	Player	G	PPG
11	Chris Anstey	41	3.3
44	Shawn Bradley	49	8.6
23	Cedric Ceballos	13	12.5
24	Hubert Davis	50	9.1
4	Michael Finley	50	20.2
45	A.C. Green	50	4.9
13	Steve Nash	40	7.9
41	Dirk Nowitzki	47	8.2
14	Robert Pack	25	8.9
20	Erick Strickland	33	7.5
40	Bruno Sundov	3	1.3
33	Gary Trent	45	16.0
52	Samaki Walker	39	5.9
18	Hot Rod Williams	25	1.2

1999 – 2000
Coach Don Nelson (Record 40-42, Fourth)

No.	Player	G	PPG
44	Shawn Bradley	77	8.4
21	Greg Buckner	48	5.7
23	Cedric Ceballos	69	16.6
24	Hubert Davis	79	7.4
4	Michael Finley	82	22.6
3	Rick Hughes	21	3.9
43	Randell Jackson	1	0.0
11	Damon Jones	42	3.9
13	Steve Nash	56	8.6
41	Dirk Nowitzki	82	17.5
14	Robert Pack	29	8.9
2	Rodrick Rhodes	1	0.0
70	Dennis Rodman	12	2.8
45	Sean Rooks	71	4.4
20	Erick Strickland	68	12.8
40	Bruno Sundov	14	1.9
33	Gary Trent	11	13.7
18	Hot Rod Williams	0	0.0

2000 – 01
Coach Don Nelson (Record 53-29, T-Second)

No.	Player	G	PPG
8	Courtney Alexander	38	4.2
52	Calvin Booth	15	7.5
44	Shawn Bradley	82	7.1
2	Mark Bryant	18	1.1
21	Greg Buckner	37	6.2
31	Bill Curley	5	0.6
24	Hubert Davis	51	7.3
9	Howard Eisley	82	9.0
54	Obinna Ekezie	4	0.0
4	Michael Finley	82	21.5
1	Donnell Harvey	18	1.2
5	Juwan Howard	27	17.8
32	Christian Laettner	53	7.5
3	Vernon Maxwell	19	4.3
14	Eduardo Najera	40	3.3
13	Steve Nash	70	15.6
41	Dirk Nowitzki	82	21.8
33	Gary Trent	33	4.0
35	Loy Vaught	37	3.1
16	Wang Zhizhi	5	4.8

2001 – 02
Coach Don Nelson (Record 57-25, Second)

No.	Player	G	PPG
9	Tariq Abdul-Wahad	4	0.0
3	Charlie Bell	2	0.0
44	Shawn Bradley	53	4.1
21	Greg Buckner	44	5.8
42	Evan Eschmeyer	31	2.0
4	Michael Finley	69	20.6
7	Adrian Griffin	58	7.2
10	Tim Hardaway	54	9.6
1	Donnell Harvey	18	2.1
5	Juwan Howard	53	12.9
5	Avery Johnson	17	3.2
45	Raef LaFrentz	27	10.8
6	Danny Manning	41	4.0
2	Darrick Martin	3	0.3
14	Eduardo Najera	62	6.5
13	Steve Nash	82	17.9
2	Johnny Newman	47	4.2
41	Dirk Nowitzki	76	23.4
31	Nick Van Exel	27	13.2
16	Wang Zhizhi	55	5.6

2002 – 03
Coach Don Nelson (Record 60-22, T-First)

No.	Player	G	PPG
9	Tariq Abdul-Wahad	14	4.1
11	Raja Bell	75	3.1
44	Shawn Bradley	81	6.7
42	Evan Eschmeyer	17	1.0
4	Michael Finley	69	19.3
7	Adrian Griffin	74	4.4
21	Adam Harrington	13	0.8
6	Avery Johnson	48	3.3
54	Popeye Jones	26	2.0
45	Raef LaFrentz	69	9.3
14	Eduardo Najera	48	6.7
13	Steve Nash	82	17.7
41	Dirk Nowitzki	80	25.1
17	Antoine Rigaudeau	11	1.5
0/30	Mark Strickland	4	1.0
31	Nick Van Exel	73	12.5
43	Walt Williams	66	5.5

2003 – 04
Coach Don Nelson (Record 52-30, Third)

No.	Player	G	PPG
9	Tariq Abdul-Wahad	0	Na
3	Travis Best	61	2.8
44	Shawn Bradley	66	3.3
6	Marquis Daniels	56	8.5
7	Tony Delk	33	6.0
4	Michael Finley	72	18.6
21	Danny Fortson	56	3.9
5	Josh Howard	67	8.6
33	Antawn Jamison	82	14.8
14	Eduardo Najera	58	3.0
13	Steve Nash	78	14.5
34	Mamadou N'diaye	3	0.0
41	Dirk Nowitzki	77	21.8
10	Jon Stefansson	0	N/A
8	Antoine Walker	82	14.0
42	Scott Williams	27	3.0

2004 – 05
Coaches Don Nelson (42-22) and Avery Johnson (16-2) (Record 58-24, Second)

No.	Player	G	PPG
9	Tariq Abdul-Wahad	0	N/A
10	Darrell Armstrong	52	2.3
52	Calvin Booth	34	2.4
44	Shawn Bradley	77	2.7
25	Erick Dampier	59	9.2
21	Dan Dickau	4	1.3
6	Marquis Daniels	60	9.1
4	Michael Finley	64	15.7
34	Devin Harris	76	5.7
50	Alan Henderson	78	3.5
5	Josh Howard	76	12.6
28	DJ Mbenga	15	1.0
41	Dirk Nowitzki	78	26.1
24	Pavel Podkolzin	5	0.2
42	Jerry Stackhouse	56	14.9
31	Jason Terry	80	12.4
2	Keith Van Horn	29	12.2

2005 – 06
Coach Avery Johnson (60-22, Second)

No.	Player	G	PPG
1	Rawle Marshall	23	3.1
2	Keith Van Horn	53	8.9
5	Josh Howard	59	15.6
6	Marquis Daniels	62	10.2
7	DeSagana Diop	81	2.3
10	Darrell Armstrong	62	2.1
13	Doug Christie	7	3.7
24	Pavel Podkolzin	1	3.0
25	Erick Dampier	82	5.7
28	DJ Mbenga	43	1.7
31	Jason Terry	80	17.1
33	Josh Powell	37	3.0
34	Devin Harris	56	9.9
41	Dirk Nowitzki	81	26.6
42	Jerry Stackhouse	55	13.0
44	Adrian Griffin	52	4.6

2006 – 07
Coach Avery Johnson (67-15, First)

No.	Player	G	PPG
1	Greg Buckner	76	4.0
5	Josh Howard	70	18.9
7	DeSagana Diop	81	2.3
8	Anthony Johnson	40	3.8
11	Jose Juan Barea	33	2.4
13	Maurice Ager	32	2.2
21	Pops Mensah-Bonsu	12	2.4
25	Erick Dampier	76	7.1
28	DJ Mbenga	21	0.8
31	Jason Terry	81	16.7
34	Devin Harris	80	10.2
40	Devean George	60	6.4
41	Dirk Nowitzki	78	24.6
42	Jerry Stackhouse	67	12.0
44	Austin Croshere	61	3.7
45	Kevin Willis	5	2.4

2007 – 08
Coach Avery Johnson (51-31, Fourth)

No.	Player	G	PPG
2	Jason Kidd	29	9.9
5	Josh Howard	76	19.9
6	Eddie Jones	47	3.7
7	DeSagana Diop	52	3.0
10	Tyronn Lue	17	3.8
11	Jose Juan Barea	44	4.3
13	Maurice Ager	12	1.3
20	Nick Fazekas	4	1.0
20	Jamaal Magloire	7	1.7
21	Antoine Wright	15	3.5
23	Trenton Hassell	37	2.1
25	Erick Dampier	72	6.1
30	Malik Allen	25	3.1
31	Jason Terry	82	15.5
32	Brandon Bass	79	8.3
34	Devin Harris	39	14.4
40	Devean George	53	3.7
41	Dirk Nowitzki	77	23.6
42	Jerry Stackhouse	58	10.7
55	Juwan Howard	50	1.1

2008 – 09
Coach Rick Carlisle (50-32, Third)

No.	Player	G	PPG
1	Ryan Hollins	27	2.9
2	Jason Kidd	81	9.0
4	Shawne Williams	15	2.8
5	Josh Howard	52	18.0
7	DeSagana Diop	34	1.6
8	Gerald Green	38	5.2
11	Jose Juan Barea	79	7.8
13	Matt Carroll	21	1.2
21	Antoine Wright	65	7.3
25	Erick Dampier	80	5.7
31	Jason Terry	74	19.6
32	Brandon Bass	81	8.5
33	James Singleton	62	5.1
40	Devean George	43	3.4
41	Dirk Nowitzki	81	25.9
42	Jerry Stackhouse	10	5.1

2009 – 10
Coach Rick Carlisle (55-27, First)

No.	Player	G	PPG
0	Shawn Marion	75	12.0
2	Jason Kidd	80	10.3
3	Rodrigue Beaubois	56	7.1
4	Caron Butler	27	15.2
5	Josh Howard	31	12.5
6	Quinton Ross	27	2.0
7	Tim Thomas	18	7.5
10	Von Wafer	0	N/A
11	Jose Juan Barea	78	7.6
13	Matt Carroll	25	1.8
14	Eduardo Najera	33	3.3
21	Nathan Jawai	0	N/A
25	Erick Dampier	55	6.0
31	Jason Terry	77	16.6
33	Brendan Haywood	28	8.1
33	James Singleton	25	2.4
41	Dirk Nowitzki	81	25.0
43	Kris Humphries	25	5.2
90	Drew Gooden	46	8.9
92	DeShawn Stevenson	24	2.0

2010 – 11
Coach Rick Carlisle (57-25, Second)

No.	Player	G	PPG
0	Shawn Marion	80	12.5
2	Jason Kidd	80	7.9
3	Rodrigue Beaubois	28	8.4
4	Caron Butler	29	15.0
6	Tyson Chandler	74	10.1
7	Sasha Pavlovic	10	4.1
8	Alexis Ajinca	10	2.9
11	Jose Juan Barea	81	9.5
13	Corey Brewer	13	5.3
16	Peja Stojakovic	25	8.6
20	Dominique Jones	18	2.3
21	Steve Novak	7	1.6
28	Ian Mahinmi	56	3.1
31	Jason Terry	82	15.8
33	Brendan Haywood	72	4.4
35	Brian Cardinal	56	2.6
41	Dirk Nowitzki	73	23.0
92	DeShawn Stevenson	72	5.3

2011 – 12
Coach Rick Carlisle (36-30, Third)

No.	Player	G	PPG
0	Shawn Marion	63	10.6
2	Jason Kidd	48	6.2
3	Rodrigue Beaubois	53	8.9
4	Kelenna Azubuike	3	2.3
7	Lamar Odom	50	6.6
9	Yi Jianlian	30	2.6
13	Delonte West	44	9.6
20	Dominique Jones	33	2.7
25	Vince Carter	61	10.1
28	Ian Mahinmi	61	5.8
31	Jason Terry	63	15.1
32	Sean Williams	8	3.6
33	Brendan Haywood	54	5.2
34	Brandan Wright	49	6.9
35	Brian Cardinal	44	1.0
41	Dirk Nowitzki	62	21.6

2012 – 13
Coach Rick Carlisle (41-41, Fourth)

No.	Player	G	PPG
0	Shawn Marion	67	12.1
1	Jared Cunningham	8	2.0
3	Rodrigue Beaubois	45	4.0
4	Darren Collison	81	12.0
5	Bernard James	46	2.8
6	Troy Murphy	14	4.6
6	Derek Fisher	9	8.6
7	Justin Dentmon	2	0.0
8	Chris Wright	3	0.7
9	Jae Crowder	78	5.0
10	Josh Akognon	3	1.7
13	Mike James	45	6.1
17	Chris Douglas-Roberts	6	2.8
20	Dominique Jones	29	4.0
23	Anthony Morrow	17	2.3
25	Vince Carter	81	13.4
30	Dahntay Jones	50	3.5
32	O.J. Mayo	82	15.3
34	Brandan Wright	64	8.5
35	Chris Kaman	66	10.5
41	Dirk Nowitzki	53	17.3
42	Elton Brand	72	7.2
52	Eddy Curry	2	4.5

2013 – 14
Coach Rick Carlisle (49-33, Fourth)

No.	Player	G	PPG
0	Shawn Marion	76	10.4
1	Samuel Dalembert	80	6.6
3	Shane Larkin	48	2.8
5	Bernard James	30	0.9
7	Ricky Ledo	11	1.7
8	Jose Calderon	81	11.4
9	Jae Crowder	78	4.6
11	Monta Ellis	82	19.0
20	Devin Harris	40	7.9
21	Wayne Ellington	45	3.2
25	Vince Carter	81	11.9
33	Gal Mekel	31	2.4
34	Brandan Wright	58	9.1
41	Dirk Nowitzki	80	21.7
45	DeJuan Blair	78	6.4

2014 – 15
Coach Rick Carlisle (50-32, Fourth)

No.	Player	G	PPG
1	Ricky Ledo	5	0.2
1	Amar'e Stoudemire	23	10.8
2	Raymond Felton	29	3.7
3	Charlie Villanueva	64	6.3
4	Greg Smith	42	1.9
5	Jose Juan Barea	77	7.5
6	Tyson Chandler	75	10.3
7	Al-Farouq Aminu	74	5.6
8	Dwight Powell	24	3.4
9	Jae Crowder	25	3.6
9	Rajon Rondo	46	9.3
11	Monta Ellis	80	18.9
14	Jameer Nelson	23	7.3
20	Devin Harris	76	8.8
24	Richard Jefferson	74	5.8
25	Chandler Parsons	66	15.7
34	Brandan Wright	27	8.8
41	Dirk Nowitzki	77	17.3
55	Bernard James	16	2.8

2015 – 16
Coach Rick Carlisle (42-40, T-Second)

No.	Player	G	PPG
1	Justin Anderson	55	3.8
2	Raymond Felton	80	9.5
3	Charlie Villanueva	62	5.1
5	Jose Juan Barea	74	10.9
7	Dwight Powell	69	5.8
8	Deron Williams	65	14.1
11	JaVale McGee	34	5.1
12	John Jenkins	21	3.3
21	Jeremy Evans	30	2.4
23	Wesley Matthews	78	12.5
25	Chandler Parsons	61	13.7
27	Zaza Pachulia	76	8.6
34	Devin Harris	64	7.6
41	Dirk Nowitzki	75	18.3
42	David Lee	25	8.5
50	Salah Mejri	34	3.7

2016 – 17
Coach Rick Carlisle (33-49, Fifth)

No.	Player	G	PPG
1	Justin Anderson	51	6.5
2	Quinn Cook	5	5.4
3	Jonathan Gibson	17	6.2
3	Nerlens Noel	22	8.5
4	Quincy Acy	6	2.2
5	Jose Juan Barea	35	10.9
6	Andrew Bogut	26	3.0
6	Manny Harris	4	2.0
7	Dwight Powell	77	6.7
8	Deron Williams	40	13.1
9	Nicolas Brussino	54	2.8
10	Dorian Finney-Smith	81	4.3
11	Yogi Ferrell	36	11.3
14	DeAndre Liggins	1	8.0
19	Jarrod Uthoff	9	4.4
20	A.J. Hammons	22	2.2
23	Wesley Matthews	73	13.5
30	Seth Curry	70	12.8
34	Devin Harris	65	6.7
40	Harrison Barnes	79	19.2
41	Dirk Nowitzki	54	14.2
42	Ben Bentil	3	0.0
50	Salah Mejri	73	2.9
55	Pierre Jackson	9	3.9

2017 – 18
Coach Rick Carlisle (24-58, Fourth)

No.	Player	G	PPG
1	Dennis Smith Jr.	69	15.2
3	Nerlens Noel	30	4.4
5	Jose Juan Barea	69	11.6
6	Johnathan Motley	11	8.7
7	Dwight Powell	79	8.5
8	Gian Clavell	7	2.9
8	Kyle Collinsworth	32	3.2
9	Aaron Harrison	9	6.7
10	Dorian Finney-Smith	21	5.9
11	Yogi Ferrell	82	10.2
13	Josh McRoberts	2	0.0
17	Jeff Withey	10	1.5
20	Doug McDermott	26	9.0
21	Jalen Jones	12	5.8
23	Wesley Matthews	63	12.7
30	Seth Curry	0	-
32	Scotty Hopson	1	1.0
32	Jameel Warney	3	5.7
34	Devin Harris	44	8.5
40	Harrison Barnes	77	18.9
41	Dirk Nowitzki	77	12.0
42	Maxi Kleber	72	5.4
44	Antonius Cleveland	13	0.8
50	Salah Mejri	61	3.5

2018 – 19
Coach Rick Carlisle (33-49, T-Third)

No.	Player	G	PPG
1	Dennis Smith Jr.	32	12.9
1	Courtney Lee	22	3.6
3	Daryl Macon	8	3.6
5	Jose Juan Barea	38	10.9
6	DeAndre Jordan	50	11.0
6	Kristaps Porzingis	0	-
7	Dwight Powell	77	10.6
10	Dorian Finney-Smith	81	7.5
11	Tim Hardaway Jr.	19	15.5
13	Jalen Brunson	73	9.3
23	Wesley Matthews	44	13.1
23	Trey Burke	25	9.7
26	Ray Spalding	1	0.0
34	Devin Harris	68	6.3
37	Kostas Antetokounmpo	2	1.0
40	Harrison Barnes	49	17.7
41	Dirk Nowitzki	51	7.3
42	Maxi Kleber	71	6.8
44	Justin Jackson	29	8.2
45	Ryan Broekhoff	42	4.0
50	Salah Mejri	36	3.9
77	Luka Dončić	72	21.2

2019 – 20
Coach Rick Carlisle (43-32, Second)

No.	Player	G	PPG
1	Courtney Lee	24	4.5
3	Antonius Cleveland	11	1.0
5	J.J. Barea	29	7.7
6	Kristaps Porzingis	57	20.4
7	Dwight Powell	40	9.4
9	Michael Kidd-Gilchrist	13	0.9
10	Dorian Finney-Smith	71	9.5
11	Tim Hardaway Jr.	71	15.8
13	Jalen Brunson	57	8.2
23	Josh Reaves	4	2.0
30	Seth Curry	64	12.4
32	Trey Burke	8	12.0
33	Willie Cauley-Stein	13	5.2
42	Maxi Kleber	74	9.1
44	Justin Jackson	65	5.5
51	Boban Marjanović	44	6.6
55	Delon Wright	73	6.9
77	Luka Dončić	61	28.8

2020 – 21
Coach Rick Carlisle (42-30, First)

No.	Player	G	PPG
0	Josh Richardson	59	12.1
1	Tyrell Terry	11	1.0
2	Tyler Bey	18	1.0
3	Trey Burke	62	6.6
6	Kristaps Porzingis	43	20.1
7	Dwight Powell	58	5.9
8	Josh Green	39	2.6
10	Dorian Finney-Smith	60	9.8
11	Tim Hardaway Jr.	70	16.6
13	Jalen Brunson	68	12.6
14	Nate Hinton	21	2.0
16	James Johnson	29	5.7
17	JJ Redick	13	4.4
25	Wes Iwundu	23	2.1
33	Willie Cauley-Stein	53	5.3
42	Maxi Kleber	50	7.1
44	Nicolò Melli	23	4.0
51	Boban Marjanović	44	6.6
77	Luka Dončić	61	28.8

2021 – 22
Coach Jason Kidd (52-30, Second)

No.	Player	G	PPG
0	Sterling Brown	49	3.3
1	Theo Pinson	19	2.5
2	Eugene Omoruyi	4	1.8
2	Isaiah Thomas	1	6.0
3	Trey Burke	42	5.1
5	Moses Wright	3	1.7
6	Kristaps Porzingis	34	19.2
7	Dwight Powell	82	8.7
8	Josh Green	67	4.8
9	Moses Brown	26	3.1
10	Dorian Finney-Smith	80	11.0
11	Tim Hardaway Jr.	42	14.2
13	Jalen Brunson	79	16.3
20	Brandon Knight	5	6.4
21	Frank Ntilikina	58	4.1
23	Carlik Jones	3	0.7
25	Reggie Bullock	68	8.6
26	Spencer Dinwiddie	23	15.8
30	JaQuori McLaughlin	4	0.0
32	Marquese Chriss	34	4.5
33	Willie Cauley-Stein	18	1.9
42	Maxi Kleber	59	7.0
44	Dāvis Bertāns	22	5.3
44	Charlie Brown Jr.	3	0.7
51	Boban Marjanović	23	4.3
77	Luka Dončić	65	28.4
94	George King	4	0.3

2022 – 23
Coach Jason Kidd (38-44, Third)

No.	Player	G	PPG
00	JaVale McGee	42	4.4
0	Justin Holiday	18	4.4
1	Theo Pinson	40	2.4
2	Facundo Campazzo	8	1.3
2	Kyrie Irving	20	27.0
3	Jaden Hardy	48	8.8
5	Tyler Dorsey	3	3.0
7	Dwight Powell	76	6.7
8	Josh Green	60	9.1
9	AJ Lawson	14	3.9
10	Dorian Finney-Smith	40	9.1
11	Tim Hardaway Jr.	71	14.4
13	Markieff Morris	8	4.5
21	Frank Ntilikina	47	2.9
23	McKinley Wright IV	27	4.2
25	Reggie Bullock	78	7.2
26	Spencer Dinwiddie	53	17.7
30	Chris Silva	1	2.0
34	Kemba Walker	9	8.0
35	Christian Wood	67	16.6
42	Maxi Kleber	37	5.9
44	Dāvis Bertāns	45	4.6
77	Luka Dončić	66	32.4

2023 – 24
Coach Jason Kidd (50-32, Fourth)

No.	Player	G	PPG
00	Brandon Williams	17	3.2
0	Dante Exum	55	7.8
1	Jaden Hardy	73	7.3
2	Dereck Lively II	55	8.8
3	Grant Williams	47	8.1
3	Alex Fudge	6	2.5
7	Dwight Powell	63	3.3
8	Josh Green	57	8.2
9	A.J. Lawson	42	3.2
10	Tim Hardaway Jr.	42	14.4
11	Kyrie Irving	79	25.6
13	Greg Brown III	6	2.5
17	Dexter Dennis	4	5.5
18	Olivier-Maxence Prosper	40	3.0
20	Richaun Holmes	23	3.4
21	Daniel Gafford	29	11.2
25	P.J. Washington Jr.	29	11.7
30	Seth Curry	36	4.3
42	Maxi Kleber	43	4.4
55	Derrick Jones Jr.	76	8.6
77	Luka Dončić	70	33.9
88	Markieff Morris	26	2.5

MAVERICKS OF THE PAST

ABDUL-WAHAD, TARIQ #9

6-6 GUARD/FORWARD • SAN JOSE STATE '95 • BORN 11/3/74 • TRADED BY DENVER WITH RAEF LAFRENTZ, AVERY JOHNSON AND NICK VAN EXEL TO DALLAS FOR JUWAN HOWARD, DONNELL HARVEY, TIM HARDAWAY AND A 2002 FIRST-ROUND PICK 2/21/02 • WAIVED 9/28/05

								- REBOUNDS -											
YEAR	GP-GS	MIN	AVG	FGM-FGA	PCT	FTM-FTA	PCT	OFF	DEF	TOT	AVG	AST	PF-D	STL	TO	BLK	PTS	AVG	HI
01-02	4-0	24	6.0	0-2	.000	0-1	.000	2	4	6	1.5	2	5-0	2	3	1	0	0.0	0
02-03	14-0	204	14.6	27-58	.466	3-6	.500	14	26	40	2.9	21	26-0	6	7	3	57	4.1	12
03-04						DID NOT PLAY - INJURED													
04-05						DID NOT PLAY - INJURED													
TOT	18-0	228	12.7	27-60	.450	3-7	.429	16	30	46	2.6	23	31-0	8	10	4	57	3.2	12

Three-point FG: '02-03, 0-1 (.000)

NBA PLAYOFF STATISTICS

YEAR	GP-GS	MIN	AVG	FGM-FGA	PCT	FTM-FTA	PCT	OFF	DEF	TOT	AVG	AST	PF-D	STL	TO	BLK	PTS	AVG	HI
02-03	8-0	79	9.9	9-30	.300	7-8	.875	11	11	22	2.8	7	6-0	0	1	0	25	3.1	10

Three-point FG: '02-03, 0-2 (.000)

ACY, QUINCY #4

6-7 FORWARD • BAYLOR • BORN 10/6/90 • FREE AGENT SIGNEE 7/20/16 • WAIVED 11/17/16

								- REBOUNDS -											
YEAR	GP-GS	MIN	AVG	FGM-FGA	PCT	FTM-FTA	PCT	OFF	DEF	TOT	AVG	AST	PF-D	STL	TO	BLK	PTS	AVG	HI
16-17	6-0	48	8.0	5-17	.294	2-3	.667	2	6	8	1.3	0	9-0	0	2	0	13	2.2	6

Three-point FG: 1-7 (.143).

AGER, MAURICE #13

6-5 GUARD • D-2006 1ST RND (28TH OVERALL) • MICHIGAN STATE '06 • BORN 2/9/84 • TRADED TO NEW JERSEY WITH DEVIN HARRIS, DESAGANA DIOP, KEITH VAN HORN, TRENTON HASSELL AND TWO FIRST-ROUND PICKS FOR JASON KIDD, MALIK ALLEN AND ANTOINE WRIGHT 2/19/08

								- REBOUNDS -											
YEAR	GP-GS	MIN	AVG	FGM-FGA	PCT	FTM-FTA	PCT	OFF	DEF	TOT	AVG	AST	PF-D	STL	TO	BLK	PTS	AVG	HI
06-07	32-1	215	6.7	22-70	.314	20-33	.606	1	20	21	0.6	7	27-0	4	15	3	69	2.2	20
07-08	12-3	77	6.4	5-27	.185	5-6	.833	1	3	4	0.4	4	11-0	0	3	1	15	1.3	5
TOT	44-4	292	6.6	27-97	.278	25-39	.641	2	23	25	0.6	11	38-0	4	18	4	84	1.9	20

Three-point FG: '06-07, 5-15 (.333); '07-08, 0-8 (.000). total, 5-23 (.217)

NBA PLAYOFF STATISTICS

YEAR	GP-GS	MIN	AVG	FGM-FGA	PCT	FTM-FTA	PCT	OFF	DEF	TOT	AVG	AST	PF-D	STL	TO	BLK	PTS	AVG	HI
06-07	3-0	24	8.0	5-9	.556	3-6	.500	1	2	3	1.0	0	3-0	0	0	0	15	5.0	10

Three-point FG: '06-07, 2-3 (.667)

AGUIRRE, MARK #24

6-6 FORWARD • D-1981 1ST RND (1ST OVERALL) • DEPAUL '82 • BORN 12/10/59 • TRADED TO DETROIT 2/15/89 FOR ADRIAN DANTLEY AND DETROIT'S 1991 FIRST-ROUND CHOICE

								- REBOUNDS -											
YEAR	GP-GS	MIN	AVG	FGM-FGA	PCT	FTM-FTA	PCT	OFF	DEF	TOT	AVG	AST	PF-D	STL	TO	BLK	PTS	AVG	HI
81-82	51-20	1468	28.8	381-820	.465	168-247	.680	89	160	249	4.9	164	152-0	37	135	22	955	18.7	42
82-83	81-75	2784	34.4	767-1589	.483	429-589	.728	191	317	508	6.3	332	247-5	80	261	26	1979	24.4	44
83-84	79-79	2900	36.7	925-1765	.524	465-621	.749	161	308	469	5.9	358	246-5	80	285	22	2330	29.5	46
84-85	80-79	2699	33.7	794-1569	.506	440-580	.759	188	289	477	6.0	249	250-3	60	253	24	2055	25.7	49
85-86	74-73	2501	33.8	668-1327	.503	318-451	.705	177	268	445	6.0	339	229-6	62	252	14	1670	22.6	42
86-87	80-80	2663	33.3	787-1590	.495	429-557	.770	181	246	427	5.3	254	243-4	84	217	30	2056	25.7	43
87-88	77-77	2610	33.9	746-1571	.475	388-504	.770	182	252	434	5.6	278	223-1	70	203	57	1932	25.1	38
88-89	44-44	1529	34.8	373-829	.450	178-244	.730	90	145	235	5.3	189	128-0	29	140	29	953	21.7	41
TOT	566-527	19154	33.8	5441-11060	.492	2815-3793	.742	1259	1985	3244	5.7	2163	1718-24	502	1746	224	13930	24.6	49

Three-point FG: '81-82, 25-71 (.352); '82-83, 16-76 (.211); '83-84, 15-56 (.268); '84-85, 27-85 (.318); '85-86, 16-56 (.286); '86-87, 53-150 (.353); '87-88, 52-172 (.302); '88-89, 29-99 (.293). Total, 233-765 (.305)

NBA PLAYOFF STATISTICS

YEAR	GP-GS	MIN	AVG	FGM-FGA	PCT	FTM-FTA	PCT	OFF	DEF	TOT	AVG	AST	PF-D	STL	TO	BLK	PTS	AVG	HI
83-84	10-9	350	35.0	88-184 .478	44-57	.772	21	55	76	7.6	32	34-2	5	27	5	220	22.0	34	
84-85	4-4	164	41.0	44-89	.494	27-32	.844	16	14	30	7.5	16	16-1	3	15	0	116	29.0	39
85-86	10-10	345	34.5	105-214	.491	35-55	.636	21	50	71	7.1	54	28-1	9	23	0	247	24.7	39
86-87	4-4	130	32.5	31-62	.500	23-30	.767	11	13	24	6.0	8	15-1	8	9	0	85	21.3	28
87-88	17-17	558	32.8	147-294	.500	60-86	.698	34	66	100	5.9	56	49-0	14	41	9	367	21.6	38
TOT	45-44	1547	34.4	415-843	.492	189-260	.727	103	198	301	6.7	166	142-5	39	115	14	1035	23.0	39

Three-point FG: '83-84, 0-5 (.000); '84-85, 1-2 (.500); '85-86, 2-6 (.333); '86-87, 0-4 (.000); '87-88, 13-34 (.382). Total, 16-51 (.314)

NBA ALL-STAR RECORD

YEAR	SITE	GP-GS	MIN	FGM-FGA	PCT	FTM-FTA	1PCT	OFF	DEF	TOT	AST	PF-D	ST	TO	BLK	PTS	AVG
1984	DEN	1-0	13	15-80	.625	3-40	1.750	1	0	1	2	2-0	1	2	1	13	13.0
1987	SEA	1-0	17	13-60	.500	2-30	1.667	1	1	2	1	1-0	0	2	0	9	9.0
1988	CHI	1-0	12	15-10	.500	3-30	1.000	0	1	1	1	3-0	1	3	0	14	14.0
TOT		3-0	42	13-24	.542	8-10	1.800	2	2	4	4	6-0	2	7	1	36	12.0

Three-point FG: '87, 1-2 (.500); '88, 1-3 (.333). Total, 2-5 (.400)

AJINCA, ALEXIS #8

7-2 CENTER • BORN 5/6/88 • ACQUIRED FROM CHARLOTTE, ALONG WITH TYSON CHANDLER, IN EXCHANGE FOR ERICK DAMPIER, MATT CARROLL, EDUARDO NAJERA AND CASH ON 7/13/10 • TRADED, ALONG WITH A SECOND-ROUND PICK AND CASH, TO TORONTO FOR THE RIGHTS TO GEORGIOS PRINTEZIS

								- REBOUNDS -											
YEAR	GP-GS	MIN	AVG	FGM-FGA	PCT	FTM-FTA	PCT	OFF	DEF	TOT	AVG	AST	PF-D	STL	TO	BLK	PTS	AVG	HI
10-11	10-2	75	7.5	12-32	.375	2-3	.667	5	12	17	1.7	2	13-0	3	1	5	29	2.9	7

Three-point FG: 3-7 (.429)

AKOGNON, JOSH #10

5-10 GUARD • CAL STATE FULLERTON • BORN 2/10/86 • SIGNED TO A10-DAY CONTRACT ON 4/3/13 • FREE AGENT SIGNEE 4/13/13 • WAIVED 7/22/13

								- REBOUNDS -											
YEAR	GP-GS	MIN	AVG	FGM-FGA	PCT	FTM-FTA	PCT	OFF	DEF	TOT	AVG	AST	PF-D	STL	TO	BLK	PTS	AVG	HI
12-13	3-0	9	3.0	2-4	.500	0-0	---	0	1	1	0.3	1	3-0	0	0	0	5	1.7	3

Three-point FG: 1-2 (.500)

ALEXANDER, COURTNEY #8

6-6 GUARD • FRESNO STATE '00 • BORN 4/27/77 • ACQUIRED FROM ORLANDO FOR DALLAS' 2001 FIRST-ROUND DRAFT PICK AND CASH 6/28/00 • TRADED WITH CHRISTIAN LAETTNER, LOY VAUGHT, HUBERT DAVIS, ETAN THOMAS AND CASH FOR JUWAN HOWARD, CALVIN BOOTH AND OBINNA EKEZIE 2/22/01

								- REBOUNDS -											
YEAR	GP-GS	MIN	AVG	FGM-FGA	PCT	FTM-FTA	PCT	OFF	DEF	TOT	AVG	AST	PF-D	STL	TO	BLK	PTS	AVG	HI
00-01	38-6	472	12.4	62-178	.348	33-45	.733	20	43	63	1.7	21	76-1	16	21	3	160	4.2	20

Three-point FG: 3-10 (.300)

ALFORD, STEVE #2 (1988-90), #4 (1989-91)

6-2 GUARD • D-1987 1ST RND (26TH OVERALL) • INDIANA '87 • BORN 11/23/64 • COMPLETED CONTRACT 5/1/91

								- REBOUNDS -											
YEAR	GP-GS	MIN	AVG	FGM-FGA	PCT	FTM-FTA	PCT	OFF	DEF	TOT	AVG	AST	PF-D	STL	TO	BLK	PTS	AVG	HI
87-88	28-0	197	7.0	21-55	.382	16-17	.941	3	20	23	0.8	23	23-0	17	12	3	59	2.1	10
88-98	9-0	38	4.2	3-11	.273	1-2	.500	0	3	3	0.3	9	3-0	1	1	0	7	0.8	4
89-90	41-0	301	7.4	63-138	.457	35-37	.946	2	23	25	0.6	15	22-0	15	16	3	22	4.1	16
90-91	34-0	236	6.9	59-117	.504	26-31	.839	10	14	24	0.7	8	11-0	8	16	1	11	4.4	15

Three-point FG: 87-88, 1-8 (.125); '88-89, 0-2 (.000); '89-90, 7-22 (.318); '90-91, 7-23 (.304); Total, 15-55 (.273).

ALLEN, MALIK #30

6-9 FORWARD/CENTER • VILLANOVA '00 • BORN 6/27/78 • ACQUIRED WITH JASON KIDD AND ANTOINE WRIGHT FROM NEW JERSEY FOR DEVIN HARRIS, DESAGANA DIOP, TRENTON HASSELL, MAURICE AGER, KEITH VAN HORN, TWO FIRST-ROUND PICKS 2/19/08 • COMPLETED CONTRACT 5/08

								- REBOUNDS -											
YEAR	GP-GS	MIN	AVG	FGM-FGA	PCT	FTM-FTA	PCT	OFF	DEF	TOT	AVG	AST	PF-D	STL	TO	BLK	PTS	AVG	HI
07-08	25-4	335	13.4	33-66	.500	11-12	.917	24	44	68	2.8	15	60-1	4	13	10	77	3.1	12

Three-point FG: None Attempted.

NBA PLAYOFF STATISTICS

YEAR	GP-GS	MIN	AVG	FGM-FGA	PCT	FTM-FTA	PCT	OFF	DEF	TOT	AVG	AST	PF-D	STL	TO	BLK	PTS	AVG	HI
07-08	3-0	18	6.0	0-1	.000	0-0	---	0	0	0	0.0	0	4-0	0	0	0	0	0.0	--

Three-point FG: None Attempted.

ALLUMS, DARRELL #32

6-9 FORWARD/CENTER • D-1980 5TH RND (103RD OVERALL) • UCLA '80 • BORN 9/12/58 • WAIVED 1/21/80

								- REBOUNDS -											
YEAR	GP-GS	MIN	AVG	FGM-FGA	PCT	FTM-FTA	PCT	OFF	DEF	TOT	AVG	AST	PF-D	STL	TO	BLK	PTS	AVG	HI
80-81	22-3	276	12.5	23-67	.343	13-22	.591	19	46	65	3.0	25	51-2	5	23	8	59	2.7	11

Three-point FG: 0-1 (.000)

AMINU, AL-FAROUQ #7

6-9 FORWARD • WAKE FOREST • BORN 9/21/90 • FREE AGENT SIGNEE 7/29/14 • DID NOT EXERCISE CONTRACT OPTION 6/30/15

								- REBOUNDS -											
YEAR	GP-GS	MIN	AVG	FGM-FGA	PCT	FTM-FTA	PCT	OFF	DEF	TOT	AVG	AST	PF-D	STL	TO	BLK	PTS	AVG	HI
14-15	74-3	1366	18.5	147-357	.412	84-118	.712	114	228	342	4.6	59	137-0	70	55	62	412	5.6	17

Three-point FG: 34-124 (.274).

NBA PLAYOFF STATISTICS

YEAR	GP-GS	MIN	AVG	FGM-FGA	PCT	FTM-FTA	PCT	OFF	DEF	TOT	AVG	AST	PF-D	STL	TO	BLK	PTS	AVG	HI
14-15	5-2	150	30.0	17-31	.548	15-19	.789	14	22	36	7.2	6	15-1	10	6	8	56	11.2	16

Three-point FG: 7-11 (.636).

ANDERSON, JUSTIN #1

6-6 GUARD/FORWARD • VIRGINIA • BORN 11/19/93 • D-2015 1ST RND (21ST OVERALL) • TRADED TO PHILADELPHIA WITH ANDREW BOGUT AND A 2017 PROTECTED FIRST-ROUND PICK FOR NERLENS NOEL 2/23/17

								- REBOUNDS -											
YEAR	GP-GS	MIN	AVG	FGM-FGA	PCT	FTM-FTA	PCT	OFF	DEF	TOT	AVG	AST	PF-D	STL	TO	BLK	PTS	AVG	HI
15-16	55-9	647	11.8	71-175	.406	44-55	.800	18	114	132	2.4	29	45-0	19	24	25	208	3.8	19
16-17	51-2	710	13.9	111-277	.401	70-88	.795	39	110	149	2.9	32	64-0	28	40	16	329	6.5	19
TOT	106-11	1357	12.8	182-452	.403	114-143	.797	57	224	281	2.7	61	109-0	47	64	41	537	5.1	19

Three-point FG: '15-16, 22-83 (.265); '16-17, 37-122 (.303). Total, 59-205 (.288)

NBA PLAYOFF STATISTICS

YEAR	GP-GS	MIN	AVG	FGM-FGA	PCT	FTM-FTA	PCT	OFF	DEF	TOT	AVG	AST	PF-D	STL	TO	BLK	PTS	AVG	HI
15-16	5-1	95	19.0	17-37	.459	9-14	.643	9	11	20	4.0	7	12-0	4	5	3	47	9.4	14

Three-point FG: 4-13 (.308)

ANSTEY, CHRIS #11

7-0 FORWARD • BORN 1/1/75 • AUSTRALIA • ACQUIRED FROM PORTLAND FOR THE RIGHTS TO KELVIN CATO AND CASH 6/25/97 • TRADED TO CHICAGO FOR THE BULLS' 2000 SECOND-ROUND DRAFT CHOICE 9/29/99

								- REBOUNDS -											
YEAR	GP-GS	MIN	AVG	FGM-FGA	PCT	FTM-FTA	PCT	OFF	DEF	TOT	AVG	AST	PF-D	STL	TO	BLK	PTS	AVG	HI
97-98	41-8	680	16.6	92-231	.398	53-74	.716	53	104	157	3.8	35	95-1	31	41	27	240	5.9	26
98-99	41-4	470	11.5	50-139	.360	34-48	.708	35	62	97	2.4	27	98-1	18	26	13	134	3.3	12
TOT	82-1	1150	14.0	142-370	.384	87-122	.713	88	166	254	3.1	62	193-2	49	67	40	374	4.6	26

Three-point FG: '97-98, 3-16 (.188); '98-99, 0-7 (.000). Total, 3-23 (.130)

ANTETOKOUNMPO, KOSTAS #37

6-10 FORWARD • DAYTON • BORN 11/20/97 • DRAFT RIGHTS ACQUIRED WITH THE DRAFT RIGHTS TO THE 56TH OVERALL PICK RAY SPALDING FROM PHILADELPHIA IN EXCHANGE FOR THE DRAFT RIGHTS TO THE 54TH OVERALL SELECTION SHAKE MILTON •WAIVED 7/19/19

								- REBOUNDS -											
YEAR	GP-GS	MIN	AVG	FGM-FGA	PCT	FTM-FTA	PCT	OFF	DEF	TOT	AVG	AST	PF-D	STL	TO	BLK	PTS	AVG	HI
18-19	2-0	11	5.3	0-3	.000	2-4	.500	0	1	1	0.5	0	0-0	2	1	0	2	1.0	1

Three-point FG: None Attempted.

ARMSTRONG, DARRELL #10

6-1 GUARD • FAYETTEVILLE STATE • BORN 6/22/68 • TRADED BY NEW ORLEANS TO DALLAS FOR DAN DICKAU AND A 2005 SECOND-ROUND PICK 12/3/04 • TRADED TO INDIANA WITH RAWLE MARSHALL AND JOSH POWELL FOR ANTHONY JOHNSON 6/24/06

								- REBOUNDS -											
YEAR	GP-GS	MIN	AVG	FGM-FGA	PCT	FTM-FTA	PCT	OFF	DEF	TOT	AVG	AST	PF-D	STL	TO	BLK	PTS	AVG	HI
04-05	52-7	576	11.1	36-118	.305	39-47	.830	19	48	67	2.2	113	62-1	30	39	6	122	2.3	7
05-06	62-2	622	10.0	43-128	.336	33-42	.786	18	63	81	1.4	86	71-0	27	58	3	130	2.1	12
TOT	114-9	1198	10.5	79-246	.321	72-89	.809	37	111	148	1.7	199	133-1	57	97	9	252	2.2	12

Three-point FG: '04-05, 11-41 (.268); '05-06,11-48 (.229). Total, 22-89 (.247)

NBA PLAYOFF STATISTICS

YEAR	GP-GS	MIN	AVG	FGM-FGA	PCT	FTM-FTA	PCT	OFF	DEF	TOT	AVG	AST	PF-D	STL	TO	BLK	PTS	AVG	HI
04-05	9-0	66	7.3	8-16	.500	0-0	.000	3	1	4	1.0	9	9-0	3	2	2	18	2.0	9
05-06	11-0	47	4.3	3-15	.200	2-2	1.000	1	6	7	0.2	2	9-0	3	1	1	8	0.7	2
TOT	20-0	113	5.7	11-31	.355	2-2	1.000	4	7	11	0.6	11	18-0	6	3	3	26	1.3	9

Three-point FG: 2005, 2-8 (.250); 2006, 0-7 (.000). Total, 2-15 (.133)

AZUBUIKE, KELENNA #4

6-5 GUARD/FORWARD • KENTUCKY • BORN 12/16/83 • FREE AGENT SIGNEE 3/23/12 • TRADED TO CLEVELAND WITH THE DRAFT RIGHTS TO TYLER ZELLER (17TH OVERALL PICK) IN EXCHANGE FOR THE DRAFT RIGHTS TO JARED CUNNINGHAM (24TH OVERALL PICK), BERNARD JAMES (33RD OVERALL SELECTION) AND JAE CROWDER (34TH OVERALL PICK) 6/28/12

								- REBOUNDS -											
YEAR	GP-GS	MIN	AVG	FGM-FGA	PCT	FTM-FTA	PCT	OFF	DEF	TOT	AVG	AST	PF-D	STL	TO	BLK	PTS	AVG	HI
11-12	3-0	18	2.3	3-8	.375	0-0	---	0	0	0	0.0	0	1-0	1	4	0	7	2.3	7

Three-point FG: 1-3 (.333)

NBA PLAYOFF STATISTICS

YEAR	GP-GS	MIN	AVG	FGM-FGA	PCT	FTM-FTA	PCT	OFF	DEF	TOT	AVG	AST	PF-D	STL	TO	BLK	PTS	AVG	HI
11-12	1-0	5	3.0	1-3	.333	0-0	---	1	0	1	1.0	0	0-0	1	1	0	3	3.0	3

Three-point FG: 1-1 (1.000)

BARDO, STEPHEN #23

6-5 GUARD • ILLINOIS '90 • BORN 4/5/68 • FREE AGENT SIGNEE 10/7/92 • WAIVED 1/6/93

								- REBOUNDS -											
YEAR	GP-GS	MIN	AVG	FGM-FGA	PCT	FTM-FTA	PCT	OFF	DEF	TOT	AVG	AST	PF-D	STL	TO	BLK	PTS	AVG	HI
92-93	23-0	175	7.6	19-62	.306	12-17	.706	10	27	37	1.6	29	28-0	8	17	3	51	2.2	6

Three-point FG: 1-6 (.167)

BAREA, JOSE JUAN #11 (2006-10), #5 (2014-20)

5-10 GUARD • NORTHEASTERN • BORN 2/27/83 • ROOKIE FREE AGENT SIGNEE 8/11/06 • RE-SIGNED 7/9/08 • COMPLETED CONTRACT 6/30/11 • RETURNED TO DALLAS AS FREE AGENT SIGNEE 10/29/14 • RE-SIGNED 7/16/15 • RE-SIGNED 8/19/19 • RE-SIGNED 12/1/20 • WAIVED 12/10/20

								- REBOUNDS -											
YEAR	GP-GS	MIN	AVG	FGM-FGA	PCT	FTM-FTA	PCT	OFF	DEF	TOT	AVG	AST	PF-D	STL	TO	BLK	PTS	AVG	HI
06-07	33-1	191	5.8	28-78	.359	16-24	.667	7	18	25	0.8	24	19-0	1	14	1	78	2.4	16
07-08	44-9	460	10.5	71-170	.418	28-35	.800	4	43	47	1.1	58	48-0	14	35	1	191	4.3	25
08-09	79-15	1600	20.3	246-557	.442	70-93	.753	36	141	177	2.2	269	121-1	37	105	5	617	7.8	26
09-10	78-18	1546	19.8	232-527	.440	76-90	.844	17	129	146	1.9	258	119-1	35	102	6	596	7.6	23
10-11	81-2	1669	20.6	285-649	.439	133-157	.847	29	130	159	2.0	317	136-1	30	136	1	769	9.5	29
14-15	77-10	1362	17.7	225-536	.420	76-94	.809	23	111	134	1.7	263	104-0	33	70	1	580	7.5	22
15-16	74-16	1667	22.5	317-711	.446	74-96	.771	26	126	152	2.1	302	110-0	26	113	2	808	10.9	32
16-17	35-6	771	22.0	142-343	.414	44-51	.863	9	75	84	2.4	193	30-0	14	63	1	381	10.9	17
17-18	69-11	1603	23.2	303-690	.439	80-102	.784	15	186	201	2.9	434	83-0	35	143	3	801	11.6	23
18-19	38-0	752	19.8	161-385	.418	55-78	.705	13	82	95	2.5	211	50-0	22	72	1	415	10.9	23
19-20	29-6	450	15.5	85-207	.411	20-22	.909	10	43	53	1.8	112	27-0	5	38	2	222	7.7	24
TOT	637-93	12071	18.9	2095-4853	.424	672-842	.798	189	1084	1273	2.0	2441	847-3	252	891	24	5458	8.6	32

Three-point FG: '06-07, 6-21 (.286); '07-08, 21-54 (.389); '08-09, 55-154 (.357); '09-10, 56-157 (.357); ; '10-11, 66-189 (.349); '14-15, 54-167 (.323); '15-16, 100-260 (.385); '16-17, 53-148 (.358); '17-18, 115-313 (.367); '18-19, 38-128 (.297). Total, 596-1676 (.356)

NBA PLAYOFF STATISTICS

YEAR	GP-GS	MIN	AVG	FGM-FGA	PCT	FTM-FTA	PCT	OFF	DEF	TOT	AVG	AST	PF-D	STL	TO	BLK	PTS	AVG	HI
06-07	2-0	4	2.0	0-0	—	0-2	.000	0	0	0	0.0	0	0-0	0	0	0	0	0.0	0
07-08	1-0	5	5.0	3-4	.750	0-0	—	0	0	0	0.0	1	1-0	0	0	0	8	8.0	8
08-09	10-4	221	22.1	31-71	.437	9-13	.692	3	17	20	2.0	34	13-0	3	6	0	76	7.6	13
09-10	6-0	105	17.5	15-37	.405	1-3	.333	4	8	12	2.0	15	13-1	2	10	1	35	5.8	14
09-10	21-3	390	18.6	72-172	.419	27-34	.794	8	31	39	1.9	71	28-0	6	23	0	187	8.9	22
14-15	5-2	154	30.8	25-57	.439	5-6	.833	5	19	24	4.8	37	17-0	4	14	0	59	11.8	17
15-16	4-2	100	25.0	11-34	.324	2-2	1.000	0	6	6	1.5	20	8-0	0	11	0	25	6.3	15
19-20	1-0	5	5.0	0-1	.000	3-3	1.000	0	0	0	0.0	0	1-0	0	1	0	3	3.0	3
TOT	50-11	984	19.7	157-376	.418	47-63	.746	20	81	101	2.0	178	81-1	15	65	1	393	7.9	22

Three-point FG: '06-07, None Attempted; '07-08, 2-2 (1.000); '08-09, 5-16 (.313); '09-10, 4-10 (.400); '10-11, 16-50 (.320); '14-15, 4-16 (.250); '15-16, 1-8 (.125); '19-20, None Attempted. Total, 32-102 (.314)

BARNES, HARRISON #40

6-8 FORWARD • NORTH CAROLINA • BORN 7/6/90 • FREE AGENT SIGNEE 7/8/16 • TRADED TO SACRAMENTO IN EXCHANGE FOR JUSTIN JACKSON AND ZACH RANDOLPH 2/7/19

								- REBOUNDS -											
YEAR	GP-GS	MIN	AVG	FGM-FGA	PCT	FTM-FTA	PCT	OFF	DEF	TOT	AVG	AST	PF-D	STL	TO	BLK	PTS	AVG	HI
16-17	79-79	2804	35.5	599-1280	.468	242-281	.861	93	301	394	5.0	116	128-0	65	102	15	1518	19.2	34
17-18	77-77	2635	34.2	537-1208	.445	259-313	.827	77	391	468	6.1	152	94-0	49	118	14	1452	18.9	31
18-19	49-49	1584	32.3	290-717	.404	165-198	.833	36	171	207	4.2	62	79-0	33	68	11	866	17.7	30
TOT	205-205	7021	34.2	1426-3205	.445	666-792	.841	206	863	1069	5.2	330	301-0	147	288	40	3836	18.7	34

Three-point FG: '16-17, 78-222, (.351); '17-18, 119-333, (.357); '18-19, 121-311 (.389). Total, 318-866 (.367)

BASS, BRANDON #32

6-8 FORWARD/CENTER • LSU '05 • BORN 4/30/85 • FREE AGENT SIGNEE 7/26/07 • COMPLETED CONTRACT 5/1/09

								- REBOUNDS -											
YEAR	GP-GS	MIN	AVG	FGM-FGA	PCT	FTM-FTA	PCT	OFF	DEF	TOT	AVG	AST	PF-D	STL	TO	BLK	PTS	AVG	HI
07-08	79-1	1557	19.7	246-493	.499	162-197	.822	120	227	347	4.4	58	150-0	22	82	48	654	8.3	21
08-09	81-0	1574	19.4	252-508	.496	182-210	.867	129	238	367	4.5	43	140-0	27	86	55	686	8.5	20

Three-point FG: None Attempted.

NBA PLAYOFF STATISTICS

YEAR	GP-GS	MIN	AVG	FGM-FGA	PCT	FTM-FTA	PCT	OFF	DEF	TOT	AVG	AST	PF-D	STL	TO	BLK	PTS	AVG	HI
07-08	5-0	133	26.6	17-36	.472	24-25	.960	20	14	34	6.8	2	12-0	3	3	3	58	11.6	19
08-09	10-0	192	19.2	33-60	.550	28-31	.903	13	28	41	4.1	7	22-0	7	4	4	94	9.4	17

Three-point FG: '07-08, 0-1 (.000).

BEAUBOIS, RODRIGUE #3

6-2 GUARD • GUADELOUPE • BORN 2/24/88 • ACQUIRED WITH A SECOND-ROUND PICK FROM OKLAHOMA CITY IN EXCHANGE FOR B.J. MULLENS • COMPLETED CONTRACT 6/30/13

								- REBOUNDS -											
YEAR	GP-GS	MIN	AVG	FGM-FGA	PCT	FTM-FTA	PCT	OFF	DEF	TOT	AVG	AST	PF-D	STL	TO	BLK	PTS	AVG	HI
09-10	56-16	702	12.5	155-299	.518	42-52	.808	12	66	78	1.4	74	84-1	29	54	12	397	7.1	40
10-11	28-26	498	17.8	94-223	.422	23-30	.767	7	45	52	1.9	64	76-0	20	47	8	236	8.4	18
11-12	53-12	1152	21.7	188-445	.422	58-69	.841	19	132	151	2.8	152	98-0	56	70	28	472	8.9	25
12-13	45-0	553	12.3	65-176	.369	30-38	.789	9	48	57	1.3	84	54-0	19	33	4	181	4.0	19
TOT	182-54	2905	16.0	502-1143	.439	153-189	.810	47	291	338	1.9	374	312-1	124	204	52	1286	7.1	40

Three-point FG: '09-10, 45-110 (.409); '10-11,25-83 (.301); '11-12, 38-132 (.288); '12-13, 21-72 (.292). Total, 129-397 (.325)

NBA PLAYOFF STATISTICS

YEAR	GP-GS	MIN	AVG	FGM-FGA	PCT	FTM-FTA	PCT	OFF	DEF	TOT	AVG	AST	PF-D	STL	TO	BLK	PTS	AVG	HI
09-10	4-0	31	7.8	9-19	.474	1-3	.333	2	4	6	1.5	4	5-0	0	3	0	21	5.3	16
11-12	2-0	12	6.0	0-2	.000	0-0	—	0	1	1	0.5	2	1-0	0	1	0	0	0.0	0
TOT	6-0	43	7.2	9-21	.429	1-3	.333	2	5	7	1.2	6	6-0	0	4	0	21	3.5	16

Three-point FG: 2010, 2-6 (.474); 2012, 0-1 (.000). Total, 2-7 (.286)

BELL, CHARLIE #3

6-3 GUARD • MICHIGAN STATE '01 • BORN 3/12/79 • FREE AGENT SIGNEE 1/12/02 • WAIVED 2/21/02

								- REBOUNDS -											
YEAR	GP-GS	MIN	AVG	FGM-FGA	PCT	FTM-FTA	PCT	OFF	DEF	TOT	AVG	AST	PF-D	STL	TO	BLK	PTS	AVG	HI
01-02	2-0	2	1.0	0-0	.000	0-0	.000	0	1	1	0.5	0	0-0	0	0	0	0	0.0	0

Three-point FG: None Attempted.

BELL, RAJA #11

6-5 GUARD • FLORIDA INTERNATIONAL '99 • BORN 9/19/76 • FREE AGENT SIGNEE 10/1/02 • COMPLETED CONTRACT 6/30/03

								- REBOUNDS -											
YEAR	GP-GS	MIN	AVG	FGM-FGA	PCT	FTM-FTA	PCT	OFF	DEF	TOT	AVG	AST	PF-D	STL	TO	BLK	PTS	AVG	HI
02-03	75-32	1173	15.6	93-211	.411	23-34	.676	47	98	145	1.9	57	134-1	52	43	8	230	3.1	13

Three-point FG: 3-10 (.300)

NBA PLAYOFF STATISTICS

YEAR	GP-GS	MIN	AVG	FGM-FGA	PCT	FTM-FTA	PCT	OFF	DEF	TOT	AVG	AST	PF-D	STL	TO	BLK	PTS	AVG	HI
02-03	17-7	305	17.9	40-73	.548	11-20	.550	13	38	51	3.0	27	41-0	5	6	0	97	5.7	16

Three-point FG: 6-13 (.462)

BENTIL, BEN #42

6-9 FORWARD • PROVIDENCE • BORN 3/25/95 • SIGNED TO A 10-DAY CONTRACT 2/26/17 • COMPLETED 10-DAY CONTRACT 3/7/17

								- REBOUNDS -											
YEAR	GP-GS	MIN	AVG	FGM-FGA	PCT	FTM-FTA	PCT	OFF	DEF	TOT	AVG	AST	PF-D	STL	TO	BLK	PTS	AVG	HI
16-17	3-0	10	3.3	0-3	.000	0-0	--	0	2	2	0.7	0	1-0	0	1	0	0	0.0	0

Three-point FG: 0-1 (.000)

BERTĀNS, DĀVIS #44

6-10 FORWARD • LATVIA • BORN 11/12/92 • ACQUIRED FROM WASHINGTON WITH SPENCER DINWIDDIE IN EXCHANGE FOR KRISTAPS PORZINGIS AND A 2022 SECOND-ROUND PICK 2/10/22 • TRADED TO OKLAHOMA CITY WITH THE DRAFT RIGHTS TO THE 10TH OVERALL PICK CASON WALLACE IN EXCHANGE FOR THE DRAFT RIGHTS TO THE 12TH OVERALL PICK DERECK LIVELY II 7/6/23

								- REBOUNDS -											
YEAR	GP-GS	MIN	AVG	FGM-FGA	PCT	FTM-FTA	PCT	OFF	DEF	TOT	AVG	AST	PF-D	STL	TO	BLK	PTS	AVG	HI
21-22	22-0	306	13.9	39-104	.375	8-10	.800	6	50	56	2.5	15	30-1	6	5	6	117	5.3	17
22-23	45-1	492	10.9	69-160	.431	13-15	.867	10	43	53	1.2	21	53-0	11	10	8	206	4.6	19
TOT	67-1	798	11.9	108-264	.409	21-25	.840	16	93	109	1.6	36	83-1	17	15	14	323	4.8	19

Three-point FG: '21-22, 31-36 (.360); '22-23, 55-141 (.390). Total, 86-227 (.379).

NBA PLAYOFF STATISTICS

YEAR	GP-GS	MIN	AVG	FGM-FGA	PCT	FTM-FTA	PCT	OFF	DEF	TOT	AVG	AST	PF-D	STL	TO	BLK	PTS	AVG	HI
21-22	18-0	192	10.7	22-55	.400	10-12	.833	4	22	26	1.4	6	25-0	8	3	2	73	4.1	15

Three-point FG: 19-51 (.373)

BEST, TRAVIS #3

5-11 GUARD • GEORGIA TECH '95 • BORN 7/12/72 • FREE AGENT SIGNEE 8/22/03 • COMPLETED CONTRACT 5/1/04

								- REBOUNDS -											
YEAR	GP-GS	MIN	AVG	FGM-FGA	PCT	FTM-FTA	PCT	OFF	DEF	TOT	AVG	AST	PF-D	STL	TO	BLK	PTS	AVG	HI
03-04	61-1	762	12.5	64-172	.372	40-46	.870	17	51	68	1.1	112	66-0	31	33	4	171	2.8	13

Three-point FG: 3-20 (.150)

BLAB, UWE #33

7-1 CENTER • D-1985 1ST RND (17TH OVERALL) • INDIANA '85 • BORN 3/26/62 • COMPLETED CONTRACT 4/89

								- REBOUNDS -											
YEAR	GP-GS	MIN	AVG	FGM-FGA	PCT	FTM-FTA	PCT	OFF	DEF	TOT	AVG	AST	PF-D	STL	TO	BLK	PTS	AVG	HI
85-86	48-0	409	8.5	44-94	.468	36-67	.537	25	66	91	1.9	17	65-0	3	28	12	124	2.6	14
86-87	30-0	160	5.3	20-51	.392	13-28	.464	11	25	36	1.2	13	33-0	4	15	9	53	1.8	7
87-88	73-1	658	9.0	58-132	.439	46-65	.708	52	82	134	1.8	35	108-1	8	49	29	162	2.2	12
88-89	37-0	208	5.6	24-52	.462	20-25	.800	11	33	44	1.2	12	36-0	3	14	13	68	1.8	10
TOT	188-1	1435	7.6	146-329	.444	115-185	.622	99	206	305	1.6	77	242-1	18	106	63	407	2.2	14

Three-point FG: None Attempted.

NBA PLAYOFF STATISTICS

YEAR	GP-GS	MIN	AVG	FGM-FGA	PCT	FTM-FTA	PCT	OFF	DEF	TOT	AVG	AST	PF-D	STL	TO	BLK	PTS	AVG	HI
85-86	1-0	6	6.0	2-3	.667	0-0	—	0	1	1	1.0	0	1-0	0	0	0	4	4.0	4
86-87	1-0	10	10.0	1-1	1.000	1-4	.250	1	2	3	3.0	0	4-0	1	2	1	3	3.0	3
87-88	3-0	8	2.7	0-2	.000	2-2	1.000	1	0	1	0.3	1	1-0	0	1	0	2	0.7	2
TOT	5-0	24	4.8	3-6	.500	3-6	.500	2	3	5	1.0	1	6-0	1	3	1	9	1.8	4

Three-point FG: None Attempted.

BLACKMAN, ROLANDO #22

6-6 GUARD • D-1981 1ST RND (9TH OVERALL) • KANSAS STATE '81 • BORN 2/26/59 • TRADED TO NEW YORK FOR 1995 FIRST-ROUND CHOICE 6/24/92

								- REBOUNDS -											
YEAR	GP-GS	MIN	AVG	FGM-FGA	PCT	FTM-FTA	PCT	OFF	DEF	TOT	AVG	AST	PF-D	STL	TO	BLK	PTS	AVG	HI
81-82	82-16	1979	24.1	439-855	.513	212-276	.768	97	157	254	3.1	105	122-0	46	113	30	1091	13.3	27
82-83	75-62	2349	31.3	513-1042	.492	297-381	.780	108	185	293	3.9	185	116-0	37	118	29	1326	17.7	38
83-84	81-81	3025	37.3	721-1320	.546	372-458	.812	124	249	373	4.6	288	127-0	56	169	37	1815	22.4	43
84-85	81-80	2834	35.0	625-1230	.508	342-413	.828	107	193	300	3.7	289	96-0	61	162	16	1598	19.7	36
85-86	82-81	2787	34.0	677-1318	.514	404-483	.836	88	203	291	3.5	271	138-0	79	189	25	1762	21.5	46
86-87	80-80	2758	34.5	626-1264	.495	419-474	.884	96	182	278	3.5	266	142-0	64	174	21	1676	21.0	41
87-88	71-69	2580	36.3	497-1050	.473	331-379	.873	82	164	246	3.5	262	112-0	64	144	18	1325	18.7	32
88-89	78-78	2946	37.8	594-1249	.476	316-370	.854	70	203	273	3.5	288	137-0	65	165	20	1534	19.7	37
89-90	80-80	2934	36.7	626-1256	.498	287-340	.844	88	192	280	3.5	289	128-0	77	174	21	1552	19.4	35
90-91	80-80	2965	37.1	634-1316	.482	282-326	.865	63	193	256	3.2	301	153-0	69	159	19	1590	19.9	37
91-92	75-74	2527	33.7	535-1161	.461	239-266	.898	78	161	239	3.2	204	134-0	50	153	22	1374	18.3	31
TOT	865-781	29684	34.3	6487-13061	.497	3501-4166	.840	1001	2082	3083	3.6	2748	1405-0	668	1720	258	16643	19.2	46

Three-point FG: '81-82, 1-4 (.250); '82-83, 3-15 (.200); '83-84, 1-11 (.091); '84-85, 6-20 (.300); '85-86, 4-29 (.138); '86-87, 5-15 (.333); '87-88, 0-5 (.000); '88-89, 30-85 (.353); '89-90, 13-43 (.302); '90-91, 40-114 (.351); '91-92, 65-169 (.385). Total, 168-510 (.329)

NBA PLAYOFF STATISTICS

YEAR	GP-GS	MIN	AVG	FGM-FGA	PCT	FTM-FTA	PCT	OFF	DEF	TOT	AVG	AST	PF-D	STL	TO	BLK	PTS	AVG	HI
83-84	10-10	397	39.7	93-175	.531	53-63	.841	15	26	41	4.1	40	15-0	6	24	4	239	23.9	31
84-85	4-4	169	42.3	47-92	.511	36-38	.947	11	15	26	6.5	19	8-0	2	14	2	131	32.8	43
85-86	10-10	371	37.1	83-167	.497	42-53	.792	15	20	35	3.5	32	26-1	8	20	1	208	20.8	28
86-87	4-4	153	38.3	36-73	.493	22-24	.917	4	10	14	3.5	17	7-0	2	8	0	94	23.5	27
87-88	17-17	672	39.5	126-261	.483	55-62	.887	26	29	55	3.2	77	28-0	15	25	3	307	18.1	31
89-90	3-3	127	42.3	24-54	.444	10-10	1.000	2	7	9	3.0	13	7-0	6	13	2	60	20.0	23
TOT	48-48	1889	39.4	409-822	.498	218-250	.872	73	107	180	3.8	198	91-1	39	104	12	1039	21.6	43

Three-point FG: '83-84, 0-0 (.000); '84-85, 1-2 (.500); '85-86, 0-1, (.000); '86-87, 0-1, (.000); '87-88, 0-3 (.000); '89-90, 2-5 (.400); Total, 3-12 (.250))

NBA ALL-STAR STATISTICS

YEAR	SITE	GP-GS	MIN	FGM-FGA	PCT	FTM-FTA	PCT	OFF	DEF	TOT	AST	PF-D	STL	TO	BLK	PTS	AVG
1985	IND	1-0	23	7-14	.500	1-2	.500	1	2	3	2	1-0	1	0	1	15	15.0
1986	DAL	1-0	22	6-11	.545	0-0	–	1	3	4	8	1-0	2	1	1	12	12.0
1987	SEA	1-0	22	9-15	.600	11-13	.846	1	3	4	1	2-0	0	2	0	29	29.0
1990	MIA	1-0	21	7-9	.778	1-1	1.000	1	1	2	2	1-0	2	2	0	15	15.0
TOT		4-0	88	29-49	.592	13-16	.813	4	9	13	13	5-0	5	5	2	71	17.8

Three-point FG: None Attempted.

BLAIR, DEJUAN #45

6-7 CENTER/FORWARD • PITTSBURGH • BORN 4/22/89 • FREE AGENT SIGNEE 8/7/13 • TRADED TO WASHINGTON AS PART OF A SIGN-AND-TRADE DEAL IN EXCHANGE FOR THE RIGHTS TO EMIR PRELDZIC 7/16/14

								- REBOUNDS -											
YEAR	GP-GS	MIN	AVG	FGM-FGA	PCT	FTM-FTA	PCT	OFF	DEF	TOT	AVG	AST	PF-D	STL	TO	BLK	PTS	AVG	HI
13-14	78-13	1214	15.6	210-393	.534	77-121	.636	139	229	368	4.7	70	192-1	60	77	21	497	6.4	18

THREE-POINT FG: 0-2 (.000)

NBA PLAYOFF STATISTICS

YEAR	GP-GS	MIN	AVG	FGM-FGA	PCT	FTM-FTA	PCT	OFF	DEF	TOT	AVG	AST	PF-D	STL	TO	BLK	PTS	AVG	HI
13-14	6-0	81	13.4	16-27	.593	8-13	.615	14	23	37	6.2	1	14-0	12	5	0	40	6.7	12

Three-point FG: None Attempted.

BOGUT, ANDREW #6

7-0 CENTER • UTAH • BORN 11/28/84 • ACQUIRED WITH A FUTURE SECOND-ROUND PICK FROM GOLDEN STATE FOR A FUTURE CONDITIONAL SECOND-ROUND PICK 7/7/16 • TRADED WITH JUSTIN ANDERSON AND A 2017 PROTECTED FIRST-ROUND PICK TO PHILADELPHIA FOR NERLENS NOEL 2/23/17

								- REBOUNDS -											
YEAR	GP-GS	MIN	AVG	FGM-FGA	PCT	FTM-FTA	PCT	OFF	DEF	TOT	AVG	AST	PF-D	STL	TO	BLK	PTS	AVG	HI
16-17	26-21	582	22.4	38-81	.469	3-11	.273	56	162	218	8.4	49	84-2	13	43	25	79	3.0	8

Three-point FG: 0-1 (.000)

BOND, WALTER #40

6-5 GUARD • MINNESOTA '91• BORN 2/1/69 • FREE AGENT SIGNEE 10/7/92 • COMPLETED CONTRACT 4/93

								- REBOUNDS -											
YEAR	GP-GS	MIN	AVG	FGM-FGA	PCT	FTM-FTA	PCT	OFF	DEF	TOT	AVG	AST	PF-D	STL	TO	BLK	PTS	AVG	HI
92-93	74-38	1578	21.3	227-565	.402	129-167	.772	52	144	196	2.6	122	223-3	75	112	18	590	8.0	25

Three-point FG: 7-42 (.167)

BOOTH, CALVIN #52

6-11 CENTER • PENN STATE '99 • BORN 5/7/76 • ACQUIRED FROM WASHINGTON WITH JUWAN HOWARD AND OBINNA EKEZIE FOR CHRISTIAN LAETTNER, LOY VAUGHT, ETAN THOMAS, HUBERT DAVIS, COURTNEY ALEXANDER AND CASH 2/22/01 • CONTRACT COMPLETE 5/01 • ACQUIRED FROM SEATTLE FOR DANNY FORTSON 7/26/04 • TRADED TO MILWAUKEE WITH ALAN HENDERSON FOR KEITH VAN HORN 2/24/05

								- REBOUNDS -											
YEAR	GP-GS	MIN	AVG	FGM-FGA	PCT	FTM-FTA	PCT	OFF	DEF	TOT	AVG	AST	PF-D	STL	TO	BLK	PTS	AVG	HI
00-01	15-7	293	19.5	46-84	.548	20-33	.606	24	48	72	4.8	19	55-0	12	17	30	112	7.5	12
04-05	34-1	262	7.7	34-79	.430	14-16	.875	16	42	58	1.7	4	55-0	11	8	16	82	2.4	10
TOT	49-8	555	11.3	80-163	.491	34-49	.694	40	130	130	2.7	23	110-0	23	25	46	194	4.0	12

THREE-POINT FG: '00-01, NONE ATTEMPTED; '04-05, 0-1 (.000). TOTAL, 0-1 (.000)

NBA PLAYOFF STATISTICS

YEAR	GP-GS	MIN	AVG	FGM-FGA	PCT	FTM-FTA	PCT	OFF	DEF	TOT	AVG	AST	PF-D	STL	TO	BLK	PTS	AVG	HI
2001	10-0	137	13.7	15-37	.405	8-9	.889	16	12	28	2.8	2	29-0	7	4	6	38	3.8	16

Three-point FG: None Attempted.

BOYNES, WINFORD #6

6-7 GUARD • DISPERSAL CHOICE FROM NEW JERSEY • SAN FRANCISCO '79 • BORN 5/17/57 • WAIVED 2/19/81

								- REBOUNDS -											
YEAR	GP-GS	MIN	AVG	FGM-FGA	PCT	FTM-FTA	PCT	OFF	DEF	TOT	AVG	AST	PF-D	STL	TO	BLK	PTS	AVG	HI
80-81	44-17	757	17.2	121-313	.387	45-55	.818	24	51	75	1.7	37	79-1	23	69	16	287	6.5	22

Three-point FG:None Attempted.

BRADLEY, SHAWN #44

7-6 CENTER • BRIGHAM YOUNG '95 • BORN 3/22/72 • ACQUIRED FROM NEW JERSEY WITH ED O'BANNON, ROBERT PACK AND KHALID REEVES FOR SAM CASSELL, CHRIS GATLING, JIM JACKSON, GEORGE MCCLOUD AND ERIC MONTROSS 2/17/97 • WAIVED 9/18/05

								- REBOUNDS -											
YEAR	GP-GS	MIN	AVG	FGM-FGA	PCT	FTM-FTA	PCT	OFF	DEF	TOT	AVG	AST	PF-D	STL	TO	BLK	PTS	AVG	HI
96-97	33-32	1060	32.1	207-449	.461	68-106	.642	103	183	286	8.7	32	115-3	17	70	88	482	14.6	32
97-98	64-46	1822	28.5	300-711	.422	130-180	.722	164	354	518	8.1	60	214-9	51	96	214	731	11.4	26
98-99	49-33	1294	26.4	167-348	.480	86-115	.748	130	262	392	8.0	40	153-2	35	56	159	420	8.6	20
99-00	77-54	1901	24.7	266-555	.479	114-149	.765	160	337	497	6.5	60	260-7	71	74	190	647	8.4	26
00-01	82-35	2001	24.4	219-447	.490	140-178	.787	160	448	608	7.4	38	256-6	36	88	228	579	7.1	22
01-02	53-16	757	14.3	78-163	.479	59-64	.922	53	123	176	3.3	20	128-3	28	25	64	215	4.1	15
02-03	81-39	1731	21.4	201-375	.536	141-175	.806	151	325	476	5.9	54	242-5	65	67	170	543	6.7	16
03-04	66-5	773	11.7	89-188	.473	41-49	.837	72	101	173	2.6	20	130-1	33	17	74	219	3.3	13
04-05	77-14	882	11.5	84-186	.452	43-63	.683	70	144	214	2.8	15	153-1	25	33	63	211	2.7	15
TOT	582-274	12221	21.0	1611-3422	.471	822-1079	.762	1063	2277	3340	5.7	339	1651-37	361	526	1250	4047	7.0	32

THREE-POINT FG: '96-97, 0-3 (.000); '97-98, 1-3 (.333); '98-99, 0-4 (.000); '99-00, 1-5 (.200); '00-01, 1-6 (.167); '01-02, 0-1 (.000); '02-03, 0-1 (.000); '03-04, 0-1 (.000). TOTAL, 3-24 (.125)

NBA PLAYOFF STATISTICS

YEAR	GP-GS	MIN	AVG	FGM-FGA	PCT	FTM-FTA	PCT	OFF	DEF	TOT	AVG	AST	PF-D	STL	TO	BLK	PTS	AVG	HI
00-01	10-10	256	25.6	27-51	.529	10-13	.769	24	47	71	7.1	5	37-1	4	10	30	64	6.4	10
01-02	7-0	25	3.6	3-6	.500	0-0	.000	1	4	5	0.7	0	9-0	0	1	1	6	0.9	2
02-03	17-7	246	14.5	20-50	.400	9-12	.750	23	42	65	3.8	5	48-2	3	15	14	49	2.9	7
03-04	2-0	3	1.5	0-0	.000	0-0	.000	0	0	0	0.0	0	1-0	0	0	0	0	0.0	0
04-05	7-0	27	3.9	4-6	.667	1-2	.500	4	2	6	0.9	0	7-0	0	0	2	9	1.3	5
TOT	43-17	557	13.0	54-113	.478	21-27	.778	52	95	147	3.4	10	102-3	7	26	47	128	3.0	10

Three-point FG: '02-03, 0-1 (.000). Total, 0-1 (.000)

BRAND, ELTON #42

6-9 FORWARD/CENTER • DUKE • BORN 3/11/79 • AWARDED TO DALLAS VIA AMNESTY WAIVER CLAIM 7/13/12 • COMPLETED CONTRACT 6/30/13

								- REBOUNDS -											
YEAR	GP-GS	MIN	AVG	FGM-FGA	PCT	FTM-FTA	PCT	OFF	DEF	TOT	AVG	AST	PF-D	STL	TO	BLK	PTS	AVG	HI
12-13	72-18	1527	21.2	226-478	.473	66-93	.710	130	300	430	6.0	70	192-0	50	57	90	518	7.2	20

Three-point FG: 0-1 (.000)

BREWER, COREY #13

6-9 FORWARD • FLORIDA • BORN 3/5/86 • FREE AGENT SIGNEE 3/3/11 • TRADED TO DENVER ALONG WITH RUDY FERNANDEZ FOR A SECOND-ROUND DRAFT PICK IN 2016 12/13/11

								- REBOUNDS -											
YEAR	GP-GS	MIN	AVG	FGM-FGA	PCT	FTM-FTA	PCT	OFF	DEF	TOT	AVG	AST	PF-D	STL	TO	BLK	PTS	AVG	HI
10-11	13-2	148	11.4	25-51	.490	15-21	.714	12	11	23	1.8	12	25-0	11	10	2	69	5.3	20

Three-point FG: 4-13 (.308)

NBA PLAYOFF STATISTICS

YEAR	GP-GS	MIN	AVG	FGM-FGA	PCT	FTM-FTA	PCT	OFF	DEF	TOT	AVG	AST	PF-D	STL	TO	BLK	PTS	AVG	HI
10-11	6-0	23	3.8	4-9	.444	0-0	.000	0	2	2	0.3	1	5-0	4	2	0	9	1.5	5

Three-point FG: 1-3 (.333)

BRISTOW, ALLAN #23

6-7 FORWARD • VIRGINIA TECH '73 • BORN 8/23/51 • ACQUIRED FROM UTAH WITH WAYNE COOPER FOR BILL ROBINZINE 8/20/81• COMPLETED CONTRACT 4/83

								- REBOUNDS -											
YEAR	GP-GS	MIN	AVG	FGM-FGA	PCT	FTM-FTA	PCT	OFF	DEF	TOT	AVG	AST	PF-D	STL	TO	BLK	PTS	AVG	HI
81-82	82-54	2035	24.8	218-499	.437	134-164	.817	119	220	339	5.5	448	222-2	65	165	6	573	7.0	16
82-83	37-0	371	10.0	44-99	.444	10-14	.714	24	35	59	1.9	70	46-0	6	31	1	104	2.8	10

Three-point FG: '81-82, 3-18 (.167); '82-83, 6-13 (.462). Total, 9-31 (.290)

BROEKHOFF, RYAN #45

6-6 GUARD/FORWARD • VALPARAISO '13 • BORN 8/23/90 • FREE AGENT SIGNEE 8/6/18 • WAIVED 2/11/20

								- REBOUNDS -											
YEAR	GP-GS	MIN	AVG	FGM-FGA	PCT	FTM-FTA	PCT	OFF	DEF	TOT	AVG	AST	PF-D	STL	TO	BLK	PTS	AVG	HI
18-19	42-0	453	10.8	57-126	.452	15-19	.789	8	55	63	1.5	22	35-0	6	16	4	167	4.0	17
19-20	17-1	180	10.6	22-59	.373	7-8	.875	5	38	43	2.5	11	15-0	5	6	4	71	4.2	9
TOT	59-1	633	10.7	79-185	.427	22-27	.815	13	93	106	6.0	33	50-0	11	22	8	238	4.0	17

Three-point FG: '18-19, 38-93 (.409); '19-20, 20-51 (.392). Total, 58-144 (.403)

BROOKS, SCOTT #1

5-11 GUARD • CAL-IRVINE '87 • BORN 7/31/65 • ACQUIRED FROM HOUSTON FOR MORLON WILEY AND THE MAVERICKS' 1995 SECOND-ROUND DRAFT PICK 2/23/95 • RIGHTS RENOUNCED 7/17/96

								- REBOUNDS -											
YEAR	GP-GS	MIN	AVG	FGM-FGA	PCT	FTM-FTA	PCT	OFF	DEF	TOT	AVG	AST	PF-D	STL	TO	BLK	PTS	AVG	HI
94-95	31-0	622	20.1	91-210	.433	46-58	.793	13	40	53	1.7	94	42-0	26	33	3	245	7.9	21
95-96	69-0	716	10.4	134-293	.457	59-69	.855	11	30	41	0.6	100	53-0	42	43	3	352	5.1	18
TOT	100-0	1338	13.4	225-503	.447	105-127	.827	24	70	94	0.9	194	95-0	68	76	6	597	6.0	21

Three-point FG: '94-95, 17-52 (.327); '95-96, 25-62 (.403). Total, 42-114 (.368)

BROWN JR., CHARLIE #44

6-6 GUARD • SAINT JOSEPH'S '19 • BORN 2/2/97 • SIGNED A 10-DAY CONTRACT UNDER COVID-RELATED HARDSHIP ALLOWANCE 12/23/21 • COMPLETED CONTRACT 1/2/22

								- REBOUNDS -										
YEAR	GP-GS	MIN	AVG	FGM-FGA	PCT	FTM-FTA	PCT	OFF	DEF	TOT	AVG	AST	PF-D	STL	TO	BLK	PTS	AVG	HI
21-22	3-0	15	5.0	1-5	.200	0-0	.000	0	1	1	0.3	1	2-0	2	0	1	2	0.7	2

Three-point FG: '21-22, 0-3 (.000).

BROWN, MOSES #9

7-2 CENTER • UCLA '19 • BORN 10/13/99 • ACQUIRED FROM BOSTON IN EXCHANGE FOR JOSH RICHARDSON 7/31/21 • WAIVED 2/10/22

								- REBOUNDS -										
YEAR	GP-GS	MIN	AVG	FGM-FGA	PCT	FTM-FTA	PCT	OFF	DEF	TOT	AVG	AST	PF-D	STL	TO	BLK	PTS	AVG	HI
21-22	26-1	169	6.5	27-50	.540	27-43	.628	16	45	61	2.3	1	28-0	3	14	9	81	3.1	15

Three-point FG: None Attempted.

BROWN, STERLING #0

6-5 GUARD/FORWARD • SMU '17 • BORN 2/10/95 • FREE AGENT SIGNEE 8/10/21 • TRADED TO HOUSTON ALONG WITH TREY BURKE, MARQUESE CHRISS, BOBAN MARJANOVIĆ AND WENDELL MOORE JR. FOR CHRISTIAN WOOD 6/24/22

								- REBOUNDS -										
YEAR	GP-GS	MIN	AVG	FGM-FGA	PCT	FTM-FTA	PCT	OFF	DEF	TOT	AVG	AST	PF-D	STL	TO	BLK	PTS	AVG	HI
21-22	49-3	628	12.8	59-155	.381	14-15	.933	26	123	149	3.0	34	56-0	14	23	7	160	3.3	12

Three-point FG: '21-22, 28-92 (.304)..

NBA PLAYOFF STATISTICS

YEAR	GP-GS	MIN	AVG	FGM-FGA	PCT	FTM-FTA	PCT	OFF	DEF	TOT	AVG	AST	PF-D	STL	TO	BLK	PTS	AVG	HI
21-22	9-0	26	2.9	3-10	.300	5-7	.714	1	7	8	0.9	3	0-0	4	3	2	11	1.2	4

Three-point FG: '21-22, 0-4 (.000).

BROWN, CHUCKY #6

6-8 FORWARD • NORTH CAROLINA STATE '89 • BORN 2/29/68 • FREE AGENT SIGNEE 11/11/93 • WAIVED 11/23/93

								- REBOUNDS -										
YEAR	GP-GS	MIN	AVG	FGM-FGA	PCT	FTM-FTA	PCT	OFF	DEF	TOT	AVG	AST	PF-D	STL	TO	BLK	PTS	AVG	HI
93-94	1-0	10	10.0	1-1	1.000	1-1	1.000	0	1	1	1.0	0	2-0	0	0	0	3	3.0	3

Three-point FG: None Attempted.

BRUNSON, JALEN #13

6-1 GUARD • VILLANOVA '18 • BORN 8/31/96 • D-2018 2ND RND (33RD OVERALL) • COMPLETED CONTRACT 6/1/22

								- REBOUNDS -										
YEAR	GP-GS	MIN	AVG	FGM-FGA	PCT	FTM-FTA	PCT	OFF	DEF	TOT	AVG	AST	PF-D	STL	TO	BLK	PTS	AVG	HI
18-19	73-38	1591	21.8	264-565	.467	87-120	.725	25	144	169	2.3	230	127-0	37	88	4	678	9.3	34
19-20	57-16	1022	17.9	181-388	.466	61-75	.813	22	112	134	2.0	188	74-1	22	66	4	466	8.2	27
20-21	68-12	1697	25.0	328-627	.523	120-151	.795	27	204	231	3.0	239	109-1	35	80	1	857	12.6	31
21-22	79-61	2524	31.9	506-1008	.502	179-213	.840	43	266	309	3.4	377	151-0	66	124	3	1285	16.3	31

Three-point FG: '18-19, 63-181 (.348); '19-20, 43-120 (.358); '20-21, 81-200 (.405); '21-22, 94-252 (.373)..

NBA PLAYOFF STATISTICS

YEAR	GP-GS	MIN	AVG	FGM-FGA	PCT	FTM-FTA	PCT	OFF	DEF	TOT	AVG	AST	PF-D	STL	TO	BLK	PTS	AVG	HI
20-21	7-0	114	16.3	20-44	.455	10-13	.769	6	12	18	2.6	10	6-0	0	4	0	56	8.0	15
21-22	18-18	629	34.9	145-311	.466	11-12	.800	15	68	83	4.6	66	38-0	14	19	1	388	21.6	41

Three-point FG: '20-21, 6-13 (.462); '21-22, 26-75 (.347).

BRUSSINO, NICOLAS #9

6-8 GUARD/FORWARD • ARGENTINA • BORN 3/2/93 • FREE AGENT SIGNEE 7/15/16 • WAIVED 7/20/17

								- REBOUNDS -										
YEAR	GP-GS	MIN	AVG	FGM-FGA	PCT	FTM-FTA	PCT	OFF	DEF	TOT	AVG	AST	PF-D	STL	TO	BLK	PTS	AVG	HI
16-17	54-2	521	9.7	52-141	.369	17-22	.773	26	69	95	1.8	47	43-1	17	26	8	150	2.8	15

Three-point FG: 29-95 (.305)

BRYANT, MARK #2

6-9 FORWARD • SETON HALL '88 • BORN 4/25/65 • SIGNED AS A FREE AGENT 11/28/00 • COMPLETED CONTRACT 5/01

								- REBOUNDS -										
YEAR	GP-GS	MIN	AVG	FGM-FGA	PCT	FTM-FTA	PCT	OFF	DEF	TOT	AVG	AST	PF-D	STL	TO	BLK	PTS	AVG	HI
00-01	18-1	101	5.6	8-20	.400	3-5	.600	4	17	21	1.2	3	29-1	1	5	2	19	1.1	6

Three-point FG: None Attempted.

NBA PLAYOFF STATISTICS

YEAR	GP-GS	MIN	AVG	FGM-FGA	PCT	FTM-FTA	PCT	OFF	DEF	TOT	AVG	AST	PF-D	STL	TO	BLK	PTS	AVG	HI
00-01	4-0	34	8.5	1-2	.500	0-0	.000	3	3	6	1.5	0	6-1	1	1	0	2	0.5	2

Three-point FG: None Attempted.

BRYANT, WALLACE #55

7-0 CENTER • SAN FRANCISCO '82 • BORN 7/14/59• ACQUIRED FROM CHICAGO FOR 1986 SECOND-ROUND CHOICE 9/14/84 • WAIVED 11/26/85

								- REBOUNDS -										
YEAR	GP-GS	MIN	AVG	FGM-FGA	PCT	FTM-FTA	PCT	OFF	DEF	TOT	AVG	AST	PF-D	STL	TO	BLK	PTS	AVG	HI
84-85	56-35	860	15.4	67-148	.453	30-44	.682	74	167	241	4.3	84	110-1	21	46	24	164	2.9	14
85-86	9-8	154	17.1	11-30	.367	6-11	.545	9	24	33	3.7	11	26-2	3	7	2	28	3.1	7
TOT	65-43	1014	15.6	78-178	.438	36-55	.655	83	191	274	4.2	95	136-3	24	53	26	192	3.0	14

Three-point FG: None Attempted.

NBA PLAYOFF STATISTICS

YEAR	GP-GS	MIN	AVG	FGM-FGA	PCT	FTM-FTA	PCT	OFF	DEF	TOT	AVG	AST	PF-D	STL	TO	BLK	PTS	AVG	HI
84-85	2-1	36	18.0	0-1	.000	2-2	1.000	1	6	7	3.5	1	5-0	1	2	1	2	1.0	2

Three-point FG: None Attempted.

BUCKNER, GREG #21

6-4 GUARD/FORWARD • D-1998 2ND ROUND (53RD OVERALL) • CLEMSON '98• BORN 9/16/76 • COMPLETED CONTRACT 5/02 • SIGNED AS A FREE AGENT 7/13/06 • TRADED TO MINNESOTA FOR TRENTON HASSELL 9/28/07 • ACQUIRED FROM MEMPHIS FOR JERRY STACKHOUSE AND CASH CONSIDERATIONS, A SECOND-ROUND PICK AND CASH CONSIDERATIONS FROM TORONTO TO MEMPHIS, AND HEDO TURKOGLU FROM ORLANDO TO TORONTO FOR CASH CONSIDERATIONS FROM DALLAS AND TORONTO IN A DEAL THAT ALSO SENT KRIS HUMPHRIES, NATHAN JAWAI, SHAWN MARION AND CASH CONSIDERATIONS FROM TORONTO TO DALLAS FOR ANTOINE WRIGHT AND DEVEAN GEORGE 7/9/09 • WAIVED 9/14/09

								- REBOUNDS -										
YEAR	GP-GS	MIN	AVG	FGM-FGA	PCT	FTM-FTA	PCT	OFF	DEF	TOT	AVG	AST	PF-D	STL	TO	BLK	PTS	AVG	HI
99-00	48-1	923	19.2	111-223	.476	43-63	.683	56	118	174	3.6	55	148-1	38	36	20	275	5.7	25
00-01	37-9	820	22.2	84-192	.438	59-81	.728	60	96	157	4.2	49	118-2	33	27	9	229	6.2	15
01-02	44-16	885	20.1	104-198	.525	40-58	.690	67	106	173	3.9	48	124-1	31	27	19	253	5.8	18
06-07	76-11	1372	18.1	123-299	.411	27-34	.794	35	123	158	2.1	70	152-0	47	40	7	305	4.0	17
TOT	205-37	4000	19.5	422-912	.463	169-236	.716	218	443	661	3.2	222	276-4	149	130	55	1062	5.2	25

THREE-POINT FG: '99-00, 10-26 (.385); '00-01, 2-7 (.286); '01-02, 5-16 (313); '06-07, 32-103 (.311). TOTAL, 49-152 (.322)

NBA PLAYOFF STATISTICS

YEAR	GP-GS	MIN	AVG	FGM-FGA	PCT	FTM-FTA	PCT	OFF	DEF	TOT	AVG	AST	PF-D	STL	TO	BLK	PTS	AVG	HI
00-01	5-0	75	15.0	11-23	.478	7-10	.700	8	13	21	4.2	3	12-0	5	2	0	30	6.0	14
01-02	7-0	105	15.0	12-25	.480	3-4	.750	13	13	26	3.7	4	15-0	3	3	1	27	3.9	8
06-07	6-0	44	7.3	0-7	.000	1-2	.500	2	4	6	1.0	2	7-0	2	2	1	1	0.2	1
TOT	18-0	242	13.4	23-55	.418	11-16	.688	23	30	53	2.9	8	34-0	10	7	2	58	3.2	14

Three-point FG: '00-01, 1-3 (.333); '01-02, 0-1 (.000); 06-07, 0-4 (.000). Total, 1-8 (.125)

BULLOCK, REGGIE #25

6-7 FORWARD/GUARD • NORTH CAROLINA • BORN 3/16/91 • FREE AGENT SIGNEE 8/6/21 • AS PART OF A THREE-TEAM TRADE, TRADED BY DALLAS WITH A 2030 FIRST-ROUND PICK SWAP TO SAN ANTONIO IN A DEAL THAT SENT GRANT WILLIAMS FROM BOSTON TO DALLAS AND SECOND-ROUND PICKS IN 2025 AND 2028 FROM SAN ANTONIO TO DALLAS, A 2030 SECOND-ROUND PICK AND A 2025 SECOND-ROUND PICK SWAP FROM DALLAS TO BOSTON, AND A 2024 SECOND-ROUND PICK FROM SAN ANTONIO TO BOSTON 7/12/23

								- REBOUNDS -										
YEAR	GP-GS	MIN	AVG	FGM-FGA	PCT	FTM-FTA	PCT	OFF	DEF	TOT	AVG	AST	PF-D	STL	TO	BLK	PTS	AVG	HI
21-22	68-37	1902	28.0	201-501	.401	40-48	.833	33	208	241	3.5	83	111-0	41	40	14	583	8.6	23
22-23	78-55	2364	30.3	192-470	.409	26-37	.703	32	251	283	3.6	108	166-0	54	36	13	561	7.2	24
TOT	146-92	4266	29.2	393-971	.405	66-85	.776	65	459	524	3.6	191	277-0	95	76	27	1144	7.8	24

Three-point FG: '21-22, 141-392 (.360); '22-23, 151-397 (.380). Total, 292-789 (.370).

NBA PLAYOFF STATISTICS

YEAR	GP-GS	MIN	AVG	FGM-FGA	PCT	FTM-FTA	PCT	OFF	DEF	TOT	AVG	AST	PF-D	STL	TO	BLK	PTS	AVG	HI
21-22	18-18	707	39.3	61-151	.404	16-18	.889	8	74	82	4.6	30	48-1	22	8	1	190	10.6	21

Three-point FG: 52-131 (.397).

BURKE, TREY #3

6-0 GUARD • MICHIGAN '13 • BORN 12/12/92 • ACQUIRED WITH TIM HARDAWAY JR., COURTNEY LEE AND KRISTAPS PORZINGIS FROM NEW YORK FOR DEANDRE JORDAN, WESLEY MATTHEWS, DENNIS SMITH JR. AND TWO FIRST ROUND DRAFT PICKS 1/31/19 • COMPLETED CONTRACT 6/1/19 • FREE AGENT SIGNEE 7/1/22 • TRADED WITH STERLING BROWN, MARQUESE CHRISS, BOBAN MARJANOVIĆ AND WENDELL MOORE JR. TO HOUSTON IN EXCHANGE FOR CHRISTIAN WOOD 6/24/22

								- REBOUNDS -										
YEAR	GP-GS	MIN	AVG	FGM-FGA	PCT	FTM-FTA	PCT	OFF	DEF	TOT	AVG	AST	PF-D	STL	TO	BLK	PTS	AVG	HI
18-19	25-1	436	17.4	88-190	.463	41-49	.837	13	24	37	1.5	65	25-0	12	20	2	243	9.7	25
19-20	8-1	191	23.9	35-82	.427	10-11	.909	1	14	15	1.9	30	8-0	9	9	1	96	12.0	31
20-21	62-1	911	14.7	151-353	.428	51-57	.895	10	44	54	0.9	81	64-0	36	33	70	411	6.6	29
21-22	42-0	441	10.5	84-215	.391	20-23	.870	4	29	33	0.8	57	39-0	12	26	0	215	5.1	22

Three-point FG: None Attempted.

NBA PLAYOFF STATISTICS

YEAR	GP-GS	MIN	AVG	FGM-FGA	PCT	FTM-FTA	PCT	OFF	DEF	TOT	AVG	AST	PF-D	STL	TO	BLK	PTS	AVG	HI
19-20	6-3	156	26.0	30-59	.508	6-10	.600	2	17	19	3.2	12	14-0	8	6	2	74	12.3	25
20-21	2-0	17	8.5	0-7	.000	1-2	.500	1	0	1	0.5	1	1-0	0	0	0	1	0.5	1
21-22	10-0	37	3.7	11-22	.500	6-6	1.000	0	3	3	0.3	4	3-0	1	1	0	32	3.2	7

Three-point FG: None Attempted.

BUTLER, CARON #4

6-7 FORWARD • CONNECTICUT • BORN 3/13/80• ACQUIRED FROM WASHINGTON ALONG WITH BRENDAN HAYWOOD, DESHAWN STEVENSON AND CASH CONSIDERATIONS IN EXCHANGE FOR JOSH HOWARD, DREW GOODEN, QUINTON ROSS AND JAMES SINGLETON 2/13/10 • COMPLETED CONTRACT 6/30/11

								- REBOUNDS -											
YEAR	GP-GS	MIN	AVG	FGM-FGA	PCT	FTM-FTA	PCT	OFF	DEF	TOT	AVG	AST	PF-D	STL	TO	BLK	PTS	AVG	HI
09-10	27-27	930	34.4	157-357	.440	79-104	.760	36	109	145	5.4	49	67-0	48	47	9	410	15.2	27
10-11	29-29	867	29.9	170-378	.450	68-88	.773	22	96	118	4.1	46	59-0	28	49	8	436	15.0	30
TOT	56-56	1797	32.1	327-735	.449	147-192	.766	58	205	263	4.7	95	126-0	76	96	17	846	15.1	30

THREE-POINT FG: '09-10, 17-50 (.340); '10-11, 28-65 (.431); TOTAL, 45-115 (.391)

NBA PLAYOFF STATISTICS

YEAR	GP-GS	MIN	AVG	FGM-FGA	PCT	FTM-FTA	PCT	OFF	DEF	TOT	AVG	AST	PF-D	STL	TO	BLK	PTS	AVG	HI
09-10	6-6	202	33.7	43-99	.434	25-27	.926	3	32	35	5.8	8	16-0	9	15	5	118	19.7	35

Three-point FG: 7-23 (.304)

BYRNES, MARTY #45

6-7 FORWARD • DISPERSAL CHOICE FROM LOS ANGELES LAKERS • SYRACUSE '78 • BORN 4/30/56 • COMPLETED CONTRACT 3/81

								- REBOUNDS -											
YEAR	GP-GS	MIN	AVG	FGM-FGA	PCT	FTM-FTA	PCT	OFF	DEF	TOT	AVG	AST	PF-D	STL	TO	BLK	PTS	AVG	HI
80-81	72-18	1360	18.9	216-451	.479	120-157	.764	74	103	177	2.5	113	126-0	29	61	17	561	7.8	25

Three-point FG: 9-20 (.450)

CALDERON, JOSE #8

6-3 GUARD • SPAIN • BORN 9/28/81 • FREE AGENT SIGNEE 7/11/13 • TRADED TO NEW YORK WITH SAMUEL DALEMBERT, WAYNE ELLINGTON, SHANE LARKIN AND TWO SECOND ROUND PICKS IN EXCHANGE FOR TYSON CHANDLER AND RAYMOND FELTON 6/25/14

								- REBOUNDS -											
YEAR	GP-GS	MIN	AVG	FGM-FGA	PCT	FTM-FTA	PCT	OFF	DEF	TOT	AVG	AST	PF-D	STL	TO	BLK	PTS	AVG	HI
13-14	81-81	2468	30.5	341-748	.456	52-63	.825	29	163	192	2.4	377	136-0	69	103	11	925	11.4	23

Three-point FG: 191-425 (.449).

NBA PLAYOFF STATISTICS

YEAR	GP-GS	MIN	AVG	FGM-FGA	PCT	FTM-FTA	PCT	OFF	DEF	TOT	AVG	AST	PF-D	STL	TO	BLK	PTS	AVG	HI
13-14	7-7	191	27.3	30-65	.462	1-1	1.000	2	7	9	1.3	31	16-0	1	7	0	72	10.3	16

Three-point FG: 11-23 (.478).

CALDWELL, ADRIAN #51

6-9 FORWARD • LAMAR '89 • BORN 7/4/66 • FREE AGENT SIGNEE 10/21/97 • WAIVED 11/3/97

								- REBOUNDS -											
YEAR	GP-GS	MIN	AVG	FGM-FGA	PCT	FTM-FTA	PCT	OFF	DEF	TOT	AVG	AST	PF-D	STL	TO	BLK	PTS	AVG	HI
97-98	1-0	3	3.0	0-0	.000	0-0	.000	0	0	0	.000	0	0-0	0	0	0	0	0	0

Three-point FG: None Attempted.

CAMBRIDGE, DEXTER #30

6-7 FORWARD • TEXAS '92 • BORN 1/29/70 • FREE AGENT SIGNEE 8/24/92 • DECLINED TO EXERCISE OPTION 7/1/93

								- REBOUNDS -											
YEAR	GP-GS	MIN	AVG	FGM-FGA	PCT	FTM-FTA	PCT	OFF	DEF	TOT	AVG	AST	PF-D	STL	TO	BLK	PTS	AVG	HI
92-93	53-13	885	16.7	151-312	.484	68-99	.687	88	79	167	3.2	58	128-1	24	63	6	370	7.0	16

Three-point FG: 0-4 (.000)

CAMPAZZO, FACUNDO #2

5-10 GUARD • ARGENTINA • BORN 3/23/91 • FREE AGENT SIGNEE 10/18/22 • WAIVED 11/28/22

								- REBOUNDS -											
YEAR	GP-GS	MIN	AVG	FGM-FGA	PCT	FTM-FTA	PCT	OFF	DEF	TOT	AVG	AST	PF-D	STL	TO	BLK	PTS	AVG	HI
22-23	8-0	52	6.5	3-13	.231	1-2	.500	0	2	2	0.3	9	3-0	6	3	0	10	1.3	3

Three-point FG: 3-11 (.273)

CAMPBELL, TONY #19

6-7 FORWARD/GUARD • OHIO STATE '84 • BORN 5/7/62 • ACQUIRED FROM NEW YORK WITH 1997 FIRST-ROUND CHOICE FOR DEREK HARPER 1/6/94 • RIGHTS RENOUNCED 9/2/94

								- REBOUNDS -											
YEAR	GP-GS	MIN	AVG	FGM-FGA	PCT	FTM-FTA	PCT	OFF	DEF	TOT	AVG	AST	PF-D	STL	TO	BLK	PTS	AVG	HI
93-94	41-3	835	20.4	164-384	.427	64-83	.771	48	78	126	3.1	51	75-0	30	55	14	398	9.7	22

Three-point FG: 6-25 (.240)

CARDINAL, BRIAN #35

6-8 FORWARD • PURDUE • BORN 5/2/77 • FREE AGENT SIGNEE 9/26/10 • RE-SIGNED BY DALLAS 12/12/11 • COMPLETED CONTRACT 6/30/12

								- REBOUNDS -											
YEAR	GP-GS	MIN	AVG	FGM-FGA	PCT	FTM-FTA	PCT	OFF	DEF	TOT	AVG	AST	PF-D	STL	TO	BLK	PTS	AVG	HI
10-11	56-4	618	11.0	43-100	.430	17-18	.944	10	49	59	1.1	40	82-0	24	17	7	145	2.6	12
11-12	44-0	277	6.3	14-55	.255	5-6	.833	4	30	34	0.8	16	38-0	8	8	2	43	1.0	5
TOT	100-4	895	9.0	57-155	.368	22-24	.917	14	79	93	0.9	56	120-0	32	25	9	188	1.9	12

Three-point FG: '10-11, 42-87 (.483); '11-12, 10-49 (.204). Total, 52-136 (.382)

NBA PLAYOFF STATISTICS

YEAR	GP-GS	MIN	AVG	FGM-FGA	PCT	FTM-FTA	PCT	OFF	DEF	TOT	AVG	AST	PF-D	STL	TO	BLK	PTS	AVG	HI
10-11	9-0	37	4.1	3-4	.750	1-2	.500	0	3	3	0.3	2	8-0	1	3	0	10	1.1	4
11-12	2-0	9	4.5	1-2	.500	0-0	---	0	3	3	1.5	0	0-0	0	0	0	3	1.5	3
TOT	11-0	46	4.2	4-6	.667	1-2	.500	0	6	6	0.5	2	8-0	1	3	0	13	1.2	4

Three-point FG: '10-11, 3-4 (.750); '11-12, 1-1 (1.000). Total, 4-5 (.800)

CARR, AUSTIN #34

6-4 GUARD • DISPERSAL CHOICE FROM CLEVELAND • NOTRE DAME '71 • BORN 3/10/48 • TRADED TO WASHINGTON FOR FUTURE CONSIDERATIONS 11/6/80

								- REBOUNDS -											
YEAR	GP-GS	MIN	AVG	FGM-FGA	PCT	FTM-FTA	PCT	OFF	DEF	TOT	AVG	AST	PF-D	STL	TO	BLK	PTS	AVG	HI
80-81	8-0	77	9.6	7-28	.250	2-4	.500	4	5	9	1.1	9	10-0	1	9	0	16	2.0	5

Three-point FG:None Attempted.

CARROLL, MATT #13

6-6 GUARD • NOTRE DAME '03 • BORN 8/28/80 • ACQUIRED, ALONG WITH RYAN HOLLINS, FROM CHARLOTTE IN EXCHANGE FOR DESAGANA DIOP (1/16/09) • TRADED ALONG WITH ERICK DAMPIER AND EDUARDO NAJERA TO CHARLOTTE IN EXCHANGE FOR TYSON CHANDLER AND ALEXIS AJINCA

								- REBOUNDS -											
YEAR	GP-GS	MIN	AVG	FGM-FGA	PCT	FTM-FTA	PCT	OFF	DEF	TOT	AVG	AST	PF-D	STL	TO	BLK	PTS	AVG	HI
08-09	21-0	141	6.7	9-33	.273	6-6	1.000	2	12	14	0.7	3	14-0	3	7	1	25	1.2	6
09-10	25-0	121	4.8	18-50	.360	6-6	1.000	4	8	12	0.5	6	13-0	5	7	0	46	1.8	7
TOT	46-0	262	5.7	27-83	.325	12-12	1.000	6	20	26	0.6	9	27-0	8	14	1	71	1.5	7

Three-point FG: 08-09, 1-8, (.125); 09-10, 4-19 (.211). Total, 5-27, (.185)

NBA PLAYOFF STATISTICS

YEAR	GP-GS	MIN	AVG	FGM-FGA	PCT	FTM-FTA	PCT	OFF	DEF	TOT	AVG	AST	PF-D	STL	TO	BLK	PTS	AVG	HI
08-09	4-0	14	3.5	1-2	.500	0-0	---	0	2	2	0.5	0	1-0	0	1	0	2	0.5	2
09-10	1-0	5	5.0	1-1	1.000	0-0	---	0	1	1	1.0	0	0-0	0	0	0	2	2.0	2
TOT	5-0	19	3.8	2-3	.667	0-0	---	0	3	3	0.6	0	1-0	0	1	0	4	0.8	2

Three-point FG: None Attempted.

CARTER, HOWARD #32

6-5 GUARD• LSU '83 • BORN 10/26/61 • ACQUIRED FROM DENVER AS COMPENSATION FOR DENVER SIGNING ELSTON TURNER AS A FREE AGENT 8/3/84 • WAIVED 12/17/84

								- REBOUNDS -											
YEAR	GP-GS	MIN	AVG	FGM-FGA	PCT	FTM-FTA	PCT	OFF	DEF	TOT	AVG	AST	PF-D	STL	TO	BLK	PTS	AVG	HI
84-85	11-0	66	6.0	4-23	.174	1-1	1.000	1	2	3	0.3	4	4-0	1	8	0	9	0.8	3

Three-point FG: '84-85, 0-3 (.000).

CARTER, VINCE #25

6-6 GUARD/FORWARD • NORTH CAROLINA • BORN 1/26/77 • FREE AGENT SIGNEE 12/12/11 • COMPLETED CONTRACT 6/30/14

								- REBOUNDS -											
YEAR	GP-GS	MIN	AVG	FGM-FGA	PCT	FTM-FTA	PCT	OFF	DEF	TOT	AVG	AST	PF-D	STL	TO	BLK	PTS	AVG	HI
11-12	61-40	1542	25.3	223-542	.411	95-115	.826	32	173	205	3.4	139	134-0	56	84	25	615	10.1	23
12-13	81-3	2087	25.8	372-855	.435	182-223	.816	58	276	334	4.1	194	226-1	74	106	44	1088	13.4	29
13-14	81-0	1973	24.4	330-811	.407	161-196	.821	67	217	284	3.5	212	209-1	61	108	35	967	11.9	23
TOT	223-43	5602	25.1	925-2208	.419	438-534	.820	157	666	823	3.7	545	569-2	191	298	104	2670	12.0	29

Three-point FG: 11-12, 74-205, (.361); 12-13, 162-399 (.406); 13-14, 146-371 (.394). Total, 382-975 (.392)

NBA PLAYOFF STATISTICS

YEAR	GP-GS	MIN	AVG	FGM-FGA	PCT	FTM-FTA	PCT	OFF	DEF	TOT	AVG	AST	PF-D	STL	TO	BLK	PTS	AVG	HI
11-12	4-0	107	26.8	12-41	.293	6-8	.750	5	17	22	5.5	1	11-0	5	6	2	33	8.3	13
13-14	7-0	190	27.2	31-68	.456	11-14	.786	7	18	25	3.6	17	12-0	3	6	2	88	12.6	28
TOT	11-0	297	27.0	43-109	.394	17-22	.773	12	35	47	4.3	18	23-0	8	12	4	121	11.0	28

Three-point FG: 11-12, 3-10, (.300); 13-14, 15-31 (.484). Total, 18-41 (.439)

CASSELL, SAM #10

6-3 GUARD • FLORIDA STATE '93 • BORN 11/18/69 • ACQUIRED FROM PHOENIX WITH MICHAEL FINLEY, A.C. GREEN AND A SECOND-ROUND DRAFT CHOICE IN '98 FOR JASON KIDD, LOREN MEYER AND TONY DUMAS 12/26/96 • TRADED TO NEW JERSEY WITH CHRIS GATLING, JIM JACKSON, GEORGE MCCLOUD AND ERIC MONTROSS FOR SHAWN BRADLEY, ED O'BANNON, ROBERT PACK AND KHALID REEVES 2/17/97

								- REBOUNDS -											
YEAR	GP-GS	MIN	AVG	FGM-FGA	PCT	FTM-FTA	PCT	OFF	DEF	TOT	AVG	AST	PF-D	STL	TO	BLK	PTS	AVG	HI
96-97	16-13	398	24.9	70-165	.424	42-50	.840	14	36	50	3.6	57	48-2	17	41	6	197	12.3	21

Three-point FG: 15-49 (.306)

CAULEY-STEIN, WILLIE #33

7-0 CENTER • KENTUCKY '15 • BORN 8/18/93 • ACQUIRED FROM GOLDEN STATE FOR A SECOND ROUND DRAFT PICK 1/25/20 • WAIVED 1/15/22

								- REBOUNDS -											
YEAR	GP-GS	MIN	AVG	FGM-FGA	PCT	FTM-FTA	PCT	OFF	DEF	TOT	AVG	AST	PF-D	STL	TO	BLK	PTS	AVG	HI
19-20	13-2	157	12.1	31-45	.689	5-9	.556	13	47	60	4.6	10	19-0	4	5	11	67	5.2	15
20-21	53-16	906	17.1	115-182	.632	49-78	.628	66	170	236	4.5	35	129-3	21	29	43	280	5.3	16
21-22	18-2	177	9.8	16-35	.457	1-2	.500	13	25	38	2.1	9	17-0	6	7	3	34	1.9	8

Three-point FG: '19-20, 0-1 (.000); '20-21, 1-11 (.091); '21-22, 1-2 (.500)..

NBA PLAYOFF STATISTICS

YEAR	GP-GS	MIN	AVG	FGM-FGA	PCT	FTM-FTA	PCT	OFF	DEF	TOT	AVG	AST	PF-D	STL	TO	BLK	PTS	AVG	HI
20-21	6-0	63	10.5	6-9	.667	3-3	1.000	3	13	16	2.7	3	8-0	2	3	4	15	2.5	6

Three-point FG: None Attempted.

CEBALLOS, CEDRIC #23

6-7 FORWARD • CAL STATE FULLERTON '90 • BORN 8/2/69 • ACQUIRED FROM PHOENIX FOR DENNIS SCOTT 2/18/98 • TRADED TO DETROIT WITH JOHN WALLACE, ERIC MURDOCK AND CASH FOR CHRISTIAN LAETTNER AND TERRY MILLS 8/29/00

								- REBOUNDS -											
YEAR	GP-GS	MIN	AVG	FGM-FGA	PCT	FTM-FTA	PCT	OFF	DEF	TOT	AVG	AST	PF-D	STL	TO	BLK	PTS	AVG	HI
97-98	12-9	364	30.3	75-157	.478	47-61	.770	24	48	72	6.0	25	29-0	11	33	8	203	16.9	25
98-99	13-5	352	27.1	59-140	.421	34-49	.694	23	62	85	6.5	12	23-1	7	28	5	163	12.5	26
99-00	69-25	2064	29.9	447-1002	.446	209-248	.843	172	290	462	6.7	90	165-3	56	125	24	1147	16.6	39
TOT	94-39	2780	29.6	581-1299	.447	290-358	.810	219	400	619	6.6	127	217-4	74	186	37	1513	16.1	39

Three-point FG: '97-98, 6-20, (.300); '98-99, 11-28, (.393); '99-00, 44-134, (.328). Total, 61-182, (.335)

CHANDLER, TYSON #6

7-1 CENTER • DOMINGUEZ HS (CA) • BORN 10/2/83 • ACQUIRED FROM CHARLOTTE ALONG WITH ALEXIS AJINCA IN EXCHANGE FOR ERICK DAMPIER, MATT CARROLL AND EDUARDO NAJERA 7/13/10 • TRADED TO NEW YORK WITH THE DRAFT RIGHTS TO AHMAD NIVINS AND GIORGOS PRINTEZIS FOR ANDY RAUTINS AND A PROTECTED 2012 SECOND-ROUND DRAFT PICK FROM WASHINGTON IN A DEAL THAT SENT RONNY TURIAF, A 2013 SECOND-ROUND PICK AND CASH CONSIDERATIONS FROM NEW YORK TO WASHINGTON AND A 2012 SECOND-ROUND PICK FROM DALLAS TO WASHINGTON • ACQUIRED WITH RAYMOND FELTON FROM NEW YORK IN EXCHANGE FOR SAMUEL DALEMBERT, JOSE CALDERON, WAYNE ELLINGTON, SHANE LARKIN AND TWO 2014 SECOND ROUND PICKS 6/25/14 • COMPLETED CONTRACT 6/30/15

								- REBOUNDS -											
YEAR	GP-GS	MIN	AVG	FGM-FGA	PCT	FTM-FTA	PCT	OFF	DEF	TOT	AVG	AST	PF-D	STL	TO	BLK	PTS	AVG	HI
10-11	74-74	2059	27.8	266-407	.654	216-295	.732	206	486	692	9.4	32	240-4	36	88	80	748	10.1	18
14-15	75-75	2286	30.5	293-440	.666	185-257	.720	294	570	864	11.5	84	169-0	42	105	91	771	10.3	22
TOT	149-149	4345	29.2	559-847	.660	401-552	.726	500	1056	1556	10.4	116	409-4	78	193	171	1519	10.2	22

Three-point FG: None Attempted.

NBA PLAYOFF STATISTICS

YEAR	GP-GS	MIN	AVG	FGM-FGA	PCT	FTM-FTA	PCT	OFF	DEF	TOT	AVG	AST	PF-D	STL	TO	BLK	PTS	AVG	HI
10-11	21-21	680	32.4	57-98	.582	53-78	.679	79	114	193	9.2	8	77-2	13	14	19	167	8.0	15
14-15	5-5	160	32.1	19-29	.655	13-26	.500	27	27	54	10.8	1	16-0	3	5	6	51	10.2	11
TOT	26-26	840	32.3	76-127	.598	66-104	.635	106	141	247	9.5	9	93-2	16	19	25	218	8.4	15

Three-point FG: None Attempted.

CHRISS, MARQUESE #32

6-9 FORWARD • WASHINGTON '16 • BORN 7/2/97 • FREE AGENT SIGNEE 12/21/21 • TRADED WITH STERLING BROWN, TREY BURKE, BOBAN MARJANOVIĆ AND WENDELL MOORE JR. TO HOUSTON IN EXCHANGE FOR CHRISTIAN WOOD 6/24/22

								- REBOUNDS -											
YEAR	GP-GS	MIN	AVG	FGM-FGA	PCT	FTM-FTA	PCT	OFF	DEF	TOT	AVG	AST	PF-D	STL	TO	BLK	PTS	AVG	HI
21-22	34-0	346	10.2	62-134	.463	22-33	.667	33	70	103	2.1	17	64-1	13	17	12	154	4.5	15

Three-point FG: '21-22, 8-25 (.320).

NBA PLAYOFF STATISTICS

YEAR	GP-GS	MIN	AVG	FGM-FGA	PCT	FTM-FTA	PCT	OFF	DEF	TOT	AVG	AST	PF-D	STL	TO	BLK	PTS	AVG	HI
21-22	8-0	18	6.0	4-8	.500	5-6	.833	4	5	9	1.1	0	3-0	0	1	0	14	1.8	5

Three-point FG: '21-22, 1-2 (.500).

CHRISTIE, DOUG #13

6-7 GUARD/FORWARD • PEPPERDINE • BORN 5/9/70 • FREE AGENT SIGNEE 8/19/05 • WAIVED 11/25/05

								- REBOUNDS -											
YEAR	GP-GS	MIN	AVG	FGM-FGA	PCT	FTM-FTA	PCT	OFF	DEF	TOT	AVG	AST	PF-D	STL	TO	BLK	PTS	AVG	HI
05-06	7-7	185	26.4	9-26	.346	22-29	.759	8	23	31	1.9	14	10-0	9	6	1	26	3.7	8

Three-point FG: 0-1 (.000)

CLAVELL, GIAN #8

6-4 GUARD • COLORADO STATE • BORN 11/26/93 • FREE AGENT SIGNEE 8/1/17 • CONTRACT CONVERTED INTO TWO-WAY CONTRACT 10/16/17 • WAIVED 11/17/17

								- REBOUNDS -											
YEAR	GP-GS	MIN	AVG	FGM-FGA	PCT	FTM-FTA	PCT	OFF	DEF	TOT	AVG	AST	PF-D	STL	TO	BLK	PTS	AVG	HI
17-18	7-0	64	9.1	6-18	.333	2-2	1.000	1	6	7	1.0	3	8-0	2	2	0	20	2.9	9

Three-point FG: 6-15 (.400)

CLEVELAND, ANTONIUS #44 (2017-18), #3 (2019-20)

6-6 GUARD/FORWARD • SOUTHEAST MISSOURI STATE • BORN 2/2/94 • SIGNED TWO-WAY CONTRACT 11/17/17 • WAIVED 12/19/17 • RETURNED TO DALLAS AFTER SIGNING TWO-WAY CONTRACT 7/24/19 • COMLETED CONTRACT 11/19/20

								- REBOUNDS -											
YEAR	GP-GS	MIN	AVG	FGM-FGA	PCT	FTM-FTA	PCT	OFF	DEF	TOT	AVG	AST	PF-D	STL	TO	BLK	PTS	AVG	HI
17-18	13-0	81	6.2	4-14	.286	2-4	.500	2	8	10	0.8	2	11-0	6	2	4	10	0.8	3
19-20	11-0	46	4.2	4-14	.286	3-5	.600	2	5	7	0.6	1	8-0	1	2	3	11	1.0	4
TOT	24-0	127	5.3	8-28	.286	5-9	.556	4	13	17	0.7	3	19-0	7	4	7	21	0.9	4

Three-point FG: '17-18, 0-1 (.000); '19-20, 0-3 (.000). Total, 0-4 (.000)

NBA PLAYOFF STATISTICS

YEAR	GP-GS	MIN	AVG	FGM-FGA	PCT	FTM-FTA	PCT	OFF	DEF	TOT	AVG	AST	PF-D	STL	TO	BLK	PTS	AVG	HI
19-20	2-0	9	4.5	2-5	.400	0-0	--	1	0	1	0.5	0	1-0	1	0	0	4	2.0	4

Three-point FG: '19-20, None Attempted.

COLLINSWORTH, KYLE #8

6-6 GUARD • BYU • BORN 10/3/91 • SIGNED TO A TWO-WAY CONTRACT 12/19/17 • WAIVED 1/10/18 • SIGNED TO A 10-DAY CONTRACT 1/13/18 • SIGNED TO A SECOND 10-DAY CONTRACT 1/24/18 • SIGNED 2/8/18 • WAIVED 7/6/18

								- REBOUNDS -											
YEAR	GP-GS	MIN	AVG	FGM-FGA	PCT	FTM-FTA	PCT	OFF	DEF	TOT	AVG	AST	PF-D	STL	TO	BLK	PTS	AVG	HI
17-18	32-2	480	15.0	38-99	.384	21-40	.525	32	75	107	3.3	56	44-0	17	24	9	101	3.2	13

Three-point FG: 4-17 (.235)

COLLISON, DARREN #4

6-0 GUARD • UCLA • BORN 8/23/87 • ACQUIRED FROM INDIANA WITH DAHNTAY JONES IN EXCHANGE FOR IAN MAHINMI 7/12/12 • COMPLETED CONTRACT 6/30/13

								- REBOUNDS -											
YEAR	GP-GS	MIN	AVG	FGM-FGA	PCT	FTM-FTA	PCT	OFF	DEF	TOT	AVG	AST	PF-D	STL	TO	BLK	PTS	AVG	HI
12-13	81-47	2372	29.3	341-724	.471	242-275	.880	31	188	219	2.7	415	139-0	100	173	8	972	12.0	32

Three-point FG: 48-136 (.353)

COOK, QUINN #2

6-2 GUARD • DUKE • BORN 3/23/93 • SIGNED TO A 10-DAY CONTRACT 2/26/17 • COMPLETED 10-DAY CONTRACT 3/7/17

								- REBOUNDS -											
YEAR	GP-GS	MIN	AVG	FGM-FGA	PCT	FTM-FTA	PCT	OFF	DEF	TOT	AVG	AST	PF-D	STL	TO	BLK	PTS	AVG	HI
16-17	5-0	77	15.4	11-25	.440	0-2	.000	0	3	3	0.6	12	6-0	1	8	0	27	5.4	10

Three-point FG: 5-14 (.357)

COOPER, WAYNE #43

6-10 CENTER • NEW ORLEANS '78 • BORN 11/16/56 • ACQUIRED FROM UTAH WITH ALLAN BRISTOW FOR BILL ROBINZINE 8/20/81 • TRADED TO PORTLAND WITH 1985 FIRST-ROUND CHOICE FOR KELVIN RANSEY 6/28/82

								- REBOUNDS -											
YEAR	GP-GS	MIN	AVG	FGM-FGA	PCT	FTM-FTA	PCT	OFF	DEF	TOT	AVG	AST	PF-D	STL	TO	BLK	PTS	AVG	HI
81-82	76-38	1818	23.9	281-669	.420	119-160	.744	200	350	550	7.2	115	285-10	37	88	106	682	9.0	22

Three-point FG: 1-8 (.125)

CROSHERE, AUSTIN #42

6-10 FORWARD • PROVIDENCE '97 • BORN 5/1/75 • ACQUIRED FROM INDIANA FOR MARQUIS DANIELS 7/12/06 • COMPLETED CONTRACT 6/07

								- REBOUNDS -											
YEAR	GP-GS	MIN	AVG	FGM-FGA	PCT	FTM-FTA	PCT	OFF	DEF	TOT	AVG	AST	PF-D	STL	TO	BLK	PTS	AVG	HI
06-07	61-2	727	11.9	78-222	.351	45-52	.865	33	153	186	3.0	44	68-0	14	33	6	227	3.7	34

Three-point FG: 26-91 (.286)

NBA PLAYOFF STATISTICS

YEAR	GP-GS	MIN	AVG	FGM-FGA	PCT	FTM-FTA	PCT	OFF	DEF	TOT	AVG	AST	PF-D	STL	TO	BLK	PTS	AVG	HI
06-07	3-0	34	11.3	4-12	.333	4-4	1.000	3	3	6	2.0	0	5-0	0	2	0	15	5.0	9

CROWDER, JAE #9

6-6 FORWARD • MARQUETTE • BORN 7/6/90 • DRAFT RIGHTS ACQUIRED FROM CLEVELAND, ALONG WITH DRAFT RIGHTS TO JARED CUNNINGHAM AND BERNARD JAMES, IN EXCHANGE FOR KELENNA AZUBUIKE AND THE DRAFT RIGHTS TO TYLER ZELLER 6/28/12 • TRADED ALONG WITH BRANDAN WRIGHT, JAMEER NELSON, A 2015 FIRST ROUND PICK AND A 2016 SECOND ROUND PICK TO BOSTON IN EXCHANGE FOR RAJON RONDO AND DWIGHT POWELL 12/18/14

								- REBOUNDS -											
YEAR	GP-GS	MIN	AVG	FGM-FGA	PCT	FTM-FTA	PCT	OFF	DEF	TOT	AVG	AST	PF-D	STL	TO	BLK	PTS	AVG	HI
12-13	78-16	1353	17.3	141-367	.384	47-73	.644	35	152	187	2.4	94	128-0	63	49	17	382	5.0	15
13-14	78-8	1254	16.1	130-296	.439	46-61	.754	46	148	194	2.5	60	100-0	59	41	21	356	4.6	18
14-15	25-0	265	10.6	33-76	.434	10-11	.909	12	17	29	1.2	12	26-0	15	10	5	89	3.6	15
TOT	181-24	4254	15.9	304-739	.411	103-145	.710	93	317	410	2.3	166	254-0	137	100	43	837	4.6	18

Three-point FG: '12-13, 63-192, (.328); '13-14, 50-151, (.331); 14-15, 13-38 (.342). Total, 126-381 (.331)

NBA PLAYOFF STATISTICS

YEAR	GP-GS	MIN	AVG	FGM-FGA	PCT	FTM-FTA	PCT	OFF	DEF	TOT	AVG	AST	PF-D	STL	TO	BLK	PTS	AVG	HI
13-14	7-0	81	11.6	8-18	.444	0-0	---	4	8	12	1.7	2	13-0	2	3	1	19	2.7	6

Three-point FG: 3-7 (.429)

CUMMINGS, PAT #42

6-9 1/2 CENTER/FORWARD • CINCINNATI '79 • BORN 7/11/56 • ACQUIRED FROM MILWAUKEE FOR 1982 SECOND-ROUND CHOICE 6/28/82 • SIGNED AS FREE AGENT BY NEW YORK 7/12/84. DALLAS RECEIVED N.Y.'S 1985 THIRD AND 1986 SECOND-ROUND CHOICES FOR NOT EXERCISING RIGHT OF FIRST REFUSAL

								- REBOUNDS -											
YEAR	GP-GS	MIN	AVG	FGM-FGA	PCT	FTM-FTA	PCT	OFF	DEF	TOT	AVG	AST	PF-D	STL	TO	BLK	PTS	AVG	HI
82-83	81-71	2317	28.6	433-878	.493	148-196	.755	225	443	668	8.2	144	296-9	57	162	35	1014	12.5	27
83-84	80-80	2492	31.2	452-915	.494	141-190	.742	151	507	658	8.2	158	282-2	64	146	23	1045	13.1	28
TOT	161-151	4809	29.9	885-1793	.494	289-386	.749	376	950	1326	8.2	302	578-11	121	308	58	2059	12.8	28

Three-point FG: '82-83, 0-1, (.000); '83-84, 0-2, (.000). Total, 0-3, (.000)

NBA PLAYOFF STATISTICS

YEAR	GP-GS	MIN	AVG	FGM-FGA	PCT	FTM-FTA	PCT	OFF	DEF	TOT	AVG	AST	PF-D	STL	TO	BLK	PTS	AVG	HI
83-84	10-10	300	30.0	47-115	.409	14-15	.933	26	46	72	7.2	15	30-0	4	9	2	108	10.8	16

Three-point FG: None Attempted.

CUNNINGHAM, JARED #1

6-4 GUARD • OREGON STATE • BORN 8/23/87 • ACQUIRED FROM CLEVELAND ALONG WITH THE DRAFT RIGHTS TO BERNARD JAMES (33RD OVERALL PICK) AND JAE CROWDER (34TH OVERALL SELECTION) IN EXCHANGE FOR KELENNA AZUBUIKE AND THE DRAFT RIGHTS TO TYLER ZELLER (17TH OVERALL PICK) 6/28/12 • TRADED TO ATLANTA ALONG WITH THE DRAFT RIGHTS TO THE 16TH OVERALL PICK LUCAS NOGUEIRA AND THE 44TH OVERALL PICK MIKE MUSCALA IN EXCHANGE FOR THE DRAFT RIGHTS TO THE 18TH OVERALL PICK SHANE LARKIN AND CASH 6/27/13

								- REBOUNDS -											
YEAR	GP-GS	MIN	AVG	FGM-FGA	PCT	FTM-FTA	PCT	OFF	DEF	TOT	AVG	AST	PF-D	STL	TO	BLK	PTS	AVG	HI
12-13	8-0	26	3.3	6-14	.429	2-2	1.000	1	2	3	0.4	1	3-0	1	2	0	16	2.0	6

Three-point FG: 2-3 (.667)

CURCIC, RADISAV #44

6-10 CENTER • SERBIA • BORN 9/26/65 • FREE AGENT SIGNEE 10/15/92 • COMPLETED CONTRACT 4/93

								- REBOUNDS -											
YEAR	GP-GS	MIN	AVG	FGM-FGA	PCT	FTM-FTA	PCT	OFF	DEF	TOT	AVG	AST	PF-D	STL	TO	BLK	PTS	AVG	HI
92-93	20-0	166	8.3	16-41	.390	26-36	.722	17	32	49	2.5	12	30-0	7	8	2	58	2.9	11

Three-point FG:None Attempted.

CURLEY, BILL #31

6-9 FORWARD • BOSTON COLLEGE '94 • BORN 5/29/72 • ACQUIRED FROM GOLDEN STATE WITH HOWARD EISLEY FROM UTAH AND DANA BARROS FROM BOSTON IN A FOUR-TEAM TRADE THAT SENT BRUNO SUNDOV TO UTAH AND ROBERT PACK AND JOHN WILLIAMS AND CASH TO BOSTON 8/16/00 • WAIVED 11/28/00

								- REBOUNDS -											
YEAR	GP-GS	MIN	AVG	FGM-FGA	PCT	FTM-FTA	PCT	OFF	DEF	TOT	AVG	AST	PF-D	STL	TO	BLK	PTS	AVG	HI
00-01	5-0	15	3.0	1-4	.250	1-4	.250	0	0	0	0.0	0	4-0	1	2	1	3	0.6	2

Three-point FG: 0-1 (.000)

CURRY, EDDY #52

7-0 CENTER • THORNWOOD HS (IL) • BORN 12/5/82 • AWARDED TO DALLAS ON A WAIVER CLAIM 10/25/12 • WAIVED 11/2/12

								- REBOUNDS -											
YEAR	GP-GS	MIN	AVG	FGM-FGA	PCT	FTM-FTA	PCT	OFF	DEF	TOT	AVG	AST	PF-D	STL	TO	BLK	PTS	AVG	HI
12-13	2-0	25	12.5	4-8	.500	1-4	.250	2	2	4	2.0	0	7-0	0	3	0	9	4.5	7

Three-point FG: None Attempted.

CURRY, SETH #30

6-1 GUARD • DUKE • BORN 8/23/90 • FREE AGENT SIGNEE 7/15/16 • COMPLETED CONTRACT 4/12/17 • FREE AGENT SIGNEE 7/10/19 • TRADED TO PHILADELPHIA IN EXCHANGE FOR JOSH RICHARDSON AND THE DRAFT RIGHTS TO TYLER BEY • FREE AGENCY SIGNEE 7/14/23 • TRADED TO CHARLOTTE WITH GRANT WILLIAMS AND A 1ST ROUND PICK FOR P.J. WASHINGTON 7/8/24

								- REBOUNDS -											
YEAR	GP-GS	MIN	AVG	FGM-FGA	PCT	FTM-FTA	PCT	OFF	DEF	TOT	AVG	AST	PF-D	STL	TO	BLK	PTS	AVG	HI
16-17	70-42	2029	29.0	338-703	.481	85-100	.850	25	154	179	2.6	189	126-1	79	92	7	898	12.8	31
19-20	64-25	1576	24.6	284-574	.495	80-97	.825	27	118	145	2.3	124	113-0	38	62	9	793	12.4	37
23-24	36-3	457	12.7	54-145	.372	17-19	.895	15	37	52	1.4	30	32-0	17	16	3	154	4.3	19
TOT	170-70	4062	22.1	676-1422	.449	182-216	.843	67	309	376	2.2	343	271-0	134	170	19	1845	10.9	37

Three-point FG: '16-17, 137-322 (425); '19-20, 145-321 (452); '23-24, 29-80 (.363).

NBA PLAYOFF STATISTICS

YEAR	GP-GS	MIN	AVG	FGM-FGA	PCT	FTM-FTA	PCT	OFF	DEF	TOT	AVG	AST	PF-D	STL	TO	BLK	PTS	AVG	HI
19-20	6-0	173	28.8	31-53	.585	5-5	1.000	2	9	11	1.8	8	14-0	6	8	0	77	12.8	22

Three-point FG: '19-20, 10-21 (.476).

DALEMBERT, SAMUEL #1

6-11 CENTER • SETON HALL '01 • BORN 5/10/81 • FREE AGENT SIGNEE 7/19/13 • TRADED WITH JOSÉ CALDERÓN, WAYNE ELLINGTON, SHANE LARKIN AND TWO 2ND ROUND DRAFT PICKS TO NEW YORK IN EXCHANGE FOR TYSON CHANDLER AND RAYMOND FELTON 6/25/14

								- REBOUNDS -											
YEAR	GP-GS	MIN	AVG	FGM-FGA	PCT	FTM-FTA	PCT	OFF	DEF	TOT	AVG	AST	PF-D	STL	TO	BLK	PTS	AVG	HI
13-14	80-68	1614	20.2	214-377	.568	101-137	.737	200	341	541	6.8	38	210-1	41	90	94	529	6.6	20

Three-point FG: '13-14, 0-1 (.000).

NBA PLAYOFF STATISTICS

YEAR	GP-GS	MIN	AVG	FGM-FGA	PCT	FTM-FTA	PCT	OFF	DEF	TOT	AVG	AST	PF-D	STL	TO	BLK	PTS	AVG	HI
13-14	7-7	135	19.3	11-24	.458	10-15	.667	23	36	59	8.4	0	15-0	2	4	10	32	4.6	13

Three-point FG: None Attempted.

DAMPIER, ERICK #25

6-11 CENTER • MISSISSIPPI STATE '96 • BORN 7/14/75 • ACQUIRED FROM GOLDEN STATE WITH EVAN ESCHMEYER, DAN DICKAU AND THE DRAFT RIGHTS TO STEVE LOGAN IN EXCHANGE FOR CHRISTIAN LAETTNER, EDUARDO NAJERA, TWO FUTURE FIRST-ROUND DRAFT PICKS, CASH CONSIDERATIONS AND THE RIGHTS TO BOTH LUIS FLORES AND MLADEN SEKULARAC (8/24/08) • TRADED ALONG WITH MATT CARROLL AND EDUARDO NAJERA TO CHARLOTTE IN EXCHANGE FOR TYSON CHANDLER AND ALEXIS AJINCA

								- REBOUNDS -											
YEAR	GP-GS	MIN	AVG	FGM-FGA	PCT	FTM-FTA	PCT	OFF	DEF	TOT	AVG	AST	PF-D	STL	TO	BLK	PTS	AVG	HI
04-05	59-56	1609	27.3	202-367	.550	138-228	.605	183	318	501	8.5	51	205-2	15	102	80	542	9.2	19
05-06	82-36	1934	23.6	171-347	.493	127-215	.591	273	367	640	7.8	51	263-3	27	115	106	469	5.7	17
06-07	76-73	1915	25.2	209-334	.626	119-191	.623	217	349	566	7.4	44	239-3	24	107	82	537	7.1	22
07-08	72-64	1755	24.4	178-277	.643	84-146	.575	207	332	539	7.5	63	226-6	24	80	106	440	6.1	22
08-09	80-80	1836	23.0	182-280	.650	90-141	.638	216	349	565	7.1	77	191-2	24	74	95	454	5.7	16
09-10	55-47	1280	23.3	133-213	.624	61-101	.604	128	272	400	7.3	31	153-0	15	61	77	328	6.0	20
TOT	424-356	10329	24.4	1075-1818	.591	619-1022	.606	1224	1987	3211	7.6	317	1277-16	129	539	546	2770	6.5	22

Three-point FG: 04-05, 0-1 (.000); '05-06, 0-1 (.000); '06-07, None Attempted; '07-08, None Attempted; 08-09, None Attempted.; 09-10, 1-3 (.333). Total, 1-5 (.200)

NBA PLAYOFF STATISTICS

YEAR	GP-GS	MIN	AVG	FGM-FGA	PCT	FTM-FTA	PCT	OFF	DEF	TOT	AVG	AST	PF-D	STL	TO	BLK	PTS	AVG	HI
04-05	13-13	308	23.7	40-67	.597	11-28	.393	51	46	97	7.5	7	54-2	7	12	18	91	7.0	15
05-06	19-2	454	23.9	3463	.540	27-44	.614	55	72	127	6.7	6	75-2	11	12	24	95	5.0	14
06-07	5-2	38	7.6	2-3	.667	1-2	.500	8	9	17	3.4	1	9-0	0	4	0	5	1.0	3
07-08	5-5	95	19.0	7-17	.412	4-10	.400	12	9	21	4.2	0	15-0	1	3	3	18	3.6	6
08-09	10-10	255	25.5	22-36	.611	13-21	.619	25	36	61	6.1	7	41-1	4	19	9	57	5.7	11
09-10	5-4	118	23.6	0-8	.000	5-12	.417	18	15	33	6.6	3	19-0	1	6	5	5	1.0	5
TOT	57-36	1268	22.2	105-194	.541	61-117	.521	169	187	356	6.2	24	213-5	24	56	59	271	4.8	15

Three-point FG: 04-05, 0-3 (.000); '05-06, None Attempted; '06-07, None Attempted; '07-08, None Attempted; 08-09, None Attempted.; 09-10, None Attempted. Total, 0-2 (.000)

DANIELS, MARQUIS #6

6-6 GUARD • AUBURN • BORN 1/7/81 • ROOKIE FREE AGENT SIGNEE 7/29/03 • RE-SIGNED 7/14/04 • TRADED TO INDIANA FOR AUSTIN CROSHERE 7/12/06

								- REBOUNDS -											
YEAR	GP-GS	MIN	AVG	FGM-FGA	PCT	FTM-FTA	PCT	OFF	DEF	TOT	AVG	AST	PF-D	STL	TO	BLK	PTS	AVG	HI
03-04	56-15	1039	18.6	203-411	.494	60-78	.769	66	80	146	2.6	116	51-0	53	44	12	477	8.5	33
04-05	60-17	1412	23.5	220-504	.437	98-133	.737	87	129	216	3.6	128	124-0	83	86	14	545	9.1	32
05-06	62-29	1766	28.5	246-512	.480	138-183	.754	81	143	224	3.6	172	143-2	67	100	13	634	10.2	24
TOT	178-61	4217	23.7	669-1427	.469	296-394	.751	234	352	586	3.3	416	318-2	203	230	39	1656	9.3	33

Three-point FG: '03-04, 11-36 (.306); '04-05, 7-35 (.200); '05-06, 4-19 (.211). Total, 22-90 (.244)

NBA PLAYOFF STATISTICS

YEAR	GP-GS	MIN	AVG	FGM-FGA	PCT	FTM-FTA	PCT	OFF	DEF	TOT	AVG	AST	PF-D	STL	TO	BLK	PTS	AVG	HI
03-04	5-5	184	36.8	32-75	.427	14-22	.636	10	21	31	6.2	15	14-0	10	15	3	79	15.8	22
04-05	11-0	165	15.0	26-60	.433	19-27	.704	15	19	34	3.1	14	15-0	6	13	3	72	6.5	13
05-06	20-0	222	11.1	25-56	.446	16-21	.762	10	11	21	1.1	26	26-0	5	12	1	68	3.4	13
TOT	36-5	571	15.9	83-191	.435	49-70	.700	35	51	86	2.4	55	55-0	21	40	7	219	6.1	22

Three-point FG: '03-04, 1-7 (.143); '04-05, 1-6 (.167); '05-06, 2-5 (.400). Total, 4-18 (.222)

DANILOVIC, SASHA #5

6-6 GUARD • BORN 2/26/70 • ACQUIRED FROM MIAMI WITH KURT THOMAS AND MARTIN MÜÜRSEPP FOR JAMAL MASHBURN 2/14/97 • EXERCISED OPTION FOR FREE AGENCY ON 6/1/97, FORGOING THE FINAL TWO YEARS OF CONTRACT

								- REBOUNDS -											
YEAR	GP-GS	MIN	AVG	FGM-FGA	PCT	FTM-FTA	PCT	OFF	DEF	TOT	AVG	AST	PF-D	STL	TO	BLK	PTS	AVG	HI
96-97	13-9	438	33.7	73-174	.420	48-57	.842	8	26	34	1.9	25	37-0	15	22	1	216	16.6	23

Three-point FG: 22-60 (.367)

DANTLEY, ADRIAN #4

6-5 FORWARD • NOTRE DAME '77 • BORN 2/28/56 • ACQUIRED FROM DETROIT WITH 1991 FIRST-ROUND CHOICE FOR MARK AGUIRRE 2/15/89 • WAIVED 5/2/90

								- REBOUNDS -											
YEAR	GP-GS	MIN	AVG	FGM-FGA	PCT	FTM-FTA	PCT	OFF	DEF	TOT	AVG	AST	PF-D	STL	TO	BLK	PTS	AVG	HI
88-89	31-25	1081	34.9	212-459	.462	204-263	.776	64	89	153	4.9	78	87-0	20	82	7	628	20.3	34
89-90	45-45	1300	28.9	231-484	.477	200-254	.787	78	94	172	3.8	80	99-0	20	75	7	662	14.7	30
TOT	76-70	2381	31.3	443-943	.470	404-517	.781	142	183	325	4.3	158	186-0	40	157	14	1290	17.0	34

Three-point FG: '88-89, 0-1 (.000); '89-90, 0-2 (.000). Total, 0-3 (.000)

DAVIS, BRAD #15

6-3 GUARD • MARYLAND '78 • BORN 12/17/55 • FREE AGENT SIGNEE 12/2/80 • RETIRED 4/92

								- REBOUNDS -											
YEAR	GP-GS	MIN	AVG	FGM-FGA	PCT	FTM-FTA	PCT	OFF	DEF	TOT	AVG	AST	PF-D	STL	TO	BLK	PTS	AVG	HI
80-81	56-26	1686	30.1	230-410	.561	163-204	.799	29	122	151	6.9	385	156-2	52	123	11	626	11.2	31
81-82	82-82	2614	31.9	397-771	.515	185-230	.804	35	191	226	6.2	509	218-5	73	159	6	993	12.1	32
82-83	79-78	2323	29.4	359-628	.572	186-220	.845	34	164	198	7.2	565	176-2	80	143	11	915	11.6	21
83-84	81-81	2665	32.9	345-651	.530	199-238	.836	41	146	187	6.9	561	218-4	94	166	13	896	11.1	24
84-85	82-82	2539	31.0	310-614	.505	158-178	.888	39	154	193	7.1	581	219-1	91	123	10	825	10.1	19
85-86	82-43	1971	24.0	267-502	.532	198-228	.868	26	120	146	5.7	467	174-2	57	110	15	764	9.3	23
86-87	82-6	1582	19.3	199-436	.456	147-171	.860	27	87	114	4.5	373	159-0	63	114	10	577	7.0	24
87-88	75-12	1480	19.7	208-415	.501	91-108	.843	18	84	102	4.0	303	149-0	51	91	18	537	7.2	25
88-89	78-4	1395	17.9	183-379	.483	99-123	.805	14	94	108	3.1	242	151-0	48	92	18	497	6.4	17
89-90	73-2	1292	17.7	179-365	.490	77-100	.770	12	81	93	3.3	242	151-2	47	86	9	470	6.4	25
90-91	80-6	1426	17.8	159-373	.426	91-118	.771	13	105	118	2.9	230	212-1	45	77	17	431	5.4	15
91-92	33-0	429	13.0	38-86	.442	11-15	.733	4	29	33	2.0	66	57-0	11	27	3	92	2.8	8
TOT	883-422	21402	24.2	2874-5630	.510	1605-1933	.830	292	1377	1669	5.1	4524	2040-19	712	1311	141	7623	8.6	32

THREE-POINT FG: '80-81, 3-17 (.176); '81-82, 14-49 (.286); '82-83, 11-43 (.256); '83-84, 7-38 (.184); '84-85, 47-115 (.409); '85-86, 32-89 (.360); '86-87, 32-106 (.302); '87-88, 30-74 (.405); '88-89, 32-102 (.314); '89-90, 35-104 (.337); '90-91, 22-85 (.259); '91-92, 5-18 (.278). TOTAL, 270-840 (.321)

NBA PLAYOFF STATISTICS

YEAR	GP-GS	MIN	AVG	FGM-FGA	PCT	FTM-FTA	PCT	OFF	DEF	TOT	AVG	AST	PF-D	STL	TO	BLK	PTS	AVG	HI
83-84	10-10	304	30.4	33-73	.452	15-19	.789	6	13	19	5.0	50	18-0	6	18	0	81	8.1	18
84-85	4-4	113	28.3	13-26	.500	12-13	.923	1	7	8	5.5	22	11-0	4	6	1	41	10.3	14
85-86	10-0	163	16.3	24-44	.545	19-24	.792	1	18	19	2.3	23	22-0	3	15	0	77	7.7	26
86-87	4-0	75	18.8	13-23	.565	7-9	.778	2	7	9	4.3	17	4-0	0	6	0	33	8.3	10
87-88	17-0	295	17.4	42-70	.600	24-26	.923	1	19	20	3.2	55	34-0	3	29	5	109	6.4	14
89-90	DNP - Injured Right Hamstring																		
TOT	45-14	950	21.1	125-236	.530	77-91	.846	11	64	75	3.7	167	89-0	16	74	6	341	7.6	26

Three-point FG: '83-84, 0-2 (.000); '84-85, 3-8 (.375); '85-86, 10-15 (.667); '86-87, 0-2 (.000); '87-88, 1-5 (.200). Total, 14-32 (.438)

DAVIS, HUBERT #24

6-4 GUARD • NORTH CAROLINA '92 • BORN 5/17/70 • FREE AGENT SIGNEE 9/4/97 • RE-SIGNED 8/1/00 • TRADED WITH CHRISTIAN LAETTNER, LOY VAUGHT, COURTNEY ALEXANDER, ETAN THOMAS AND CASH TO WASHINGTON FOR JUWAN HOWARD, CALVIN BOOTH AND OBINNA EKEZIE 2/22/01

								- REBOUNDS -											
YEAR	GP-GS	MIN	AVG	FGM-FGA	PCT	FTM-FTA	PCT	OFF	DEF	TOT	AVG	AST	PF-D	STL	TO	BLK	PTS	AVG	HI
97-98	81-30	2378	29.4	350-767	.456	97-116	.836	34	135	169	2.1	157	117-0	43	88	5	898	11.1	25
98-99	50-21	1378	27.6	174-397	.438	44-50	.880	3	83	86	1.7	89	76-0	21	57	3	457	9.1	21
99-00	79-15	1817	23.0	217-464	.468	67-77	.870	17	117	134	1.7	141	109-0	24	70	3	583	7.4	27
00-01	51-7	1261	24.7	139-314	.443	35-41	.854	18	91	109	2.1	61	92-0	29	56	1	371	7.3	32
TOT	261-73	6834	26.2	880-1942	.453	243-284	.856	72	426	498	1.9	448	394-0	117	271	12	2309	8.8	32

Three-point FG: '97-98, 101-230 (.439); '98-99, 65-144 (.451); '99-00, 82-167 (.491); '00-01, 58-133 (.436). Total, 306-674 (.454)

DAVIS, MONTI #43

6-7 FORWARD • TENNESSEE STATE '80 • BORN 7/26/58 • FREE AGENT SIGNEE 1/2/81 • WAIVED 1/12/81

								- REBOUNDS -											
YEAR	GP-GS	MIN	AVG	FGM-FGA	PCT	FTM-FTA	PCT	OFF	DEF	TOT	AVG	AST	PF-D	STL	TO	BLK	PTS	AVG	HI
80-81	1-0	8	8.0	0-4	.000	1-5	.200	2	1	3	3.0	0	0-0	0	0	1	1	1.0	1

Three-point FG:None Attempted.

DAVIS, TERRY #43

6-10 FORWARD/CENTER • VIRGINIA UNION '89 • BORN 6/17/67 • FREE AGENT SIGNEE 8/6/91 • WAIVED 10/29/96

								- REBOUNDS -											
YEAR	GP-GS	MIN	AVG	FGM-FGA	PCT	FTM-FTA	PCT	OFF	DEF	TOT	AVG	AST	PF-D	STL	TO	BLK	PTS	AVG	HI
91-92	68-67	2149	31.6	256-531	.482	181-285	.635	228	444	672	9.9	57	202-1	26	117	29	693	10.2	20
92-93	75-74	2462	32.8	393-863	.455	167-281	.594	259	442	701	9.3	68	199-3	36	160	28	955	12.7	35
93-94	15-5	286	19.1	24-59	.407	8-12	.667	30	44	74	4.9	6	27-0	9	5	1	56	3.7	10
94-95	46-2	580	12.6	49-113	.434	42-66	.636	63	93	156	3.4	10	76-2	6	30	3	140	3.0	11
95-96	28-0	501	17.9	55-108	.509	27-47	.574	43	74	117	4.2	21	66-2	10	25	4	137	4.9	15
TOT	232-148	5978	25.8	777-1674	.464	425-691	.615	623	1097	1720	7.4	162	570-8	87	337	65	1981	8.5	35

Three-point FG: '91-92, 0-5 (.000); '92-93, 2-8 (.250); '93-94, None Attempted; '94-95, 0-2 (.000); '95-96, None Attempted. Total, 2-15 (.133)

DELK, TONY #7

6-2 GUARD • KENTUCKY '96 • BORN 1/28/74 • ACQUIRED WITH ANTOINE WALKER FROM BOSTON FOR RAEF LAFRENTZ, JIRI WELSCH, CHRIS MILLS AND A FIRST-ROUND PICK 10/20/03 • TRADED TO ATLANTA WITH ANTOINE WALKER FOR ALAN HENDERSON, JASON TERRY AND A FIRST-ROUND PICK 8/4/04

								- REBOUNDS -											
YEAR	GP-GS	MIN	AVG	FGM-FGA	PCT	FTM-FTA	PCT	OFF	DEF	TOT	AVG	AST	PF-D	STL	TO	BLK	PTS	AVG	HI
03-04	33-11	509	15.4	70-184	.380	37-44	.841	16	43	59	1.8	28	46-0	27	17	7	197	6.0	22

Three-point FG: 20-66 (.303)

NBA PLAYOFF STATISTICS

YEAR	GP-GS	MIN	AVG	FGM-FGA	PCT	FTM-FTA	PCT	OFF	DEF	TOT	AVG	AST	PF-D	STL	TO	BLK	PTS	AVG	HI
03-04	1-0	5	5.0	0-0	---	0-0	---	0	1	1	1.0	2	0-0	1	0	0	0	0.0	0

Three-point FG: None Attempted.

DENTMON, JUSTIN #7

5-11 GUARD • WASHINGTON • BORN 9/5/85 • SIGNED TO A 10-DAY CONTRACT BY DALLAS 3/25/13 • CONTRACT EXPIRED 4/3/13

								- REBOUNDS -											
YEAR	GP-GS	MIN	AVG	FGM-FGA	PCT	FTM-FTA	PCT	OFF	DEF	TOT	AVG	AST	PF-D	STL	TO	BLK	PTS	AVG	HI
12-13	2-0	4	2.0	0-2	.000	0-0	---	0	0	0	0.0	0	0-0	0	0	0	0	0.0	0

Three-point FG: None Attempted.

DICKAU, DAN #21

6-0 GUARD • GONZAGA '02 • BORN 9/16/78 • ACQUIRED WITH ERICK DAMPIER, EVAN ESCHMEYER AND THE DRAFT RIGHTS TO STEVE LOGAN FOR CHRISTIAN LAETTNER, EDUARDO NAJERA, TWO FIRST-ROUND DRAFT PICKS, CASH CONSIDERATIONS AND THE RIGHTS TO LUIS FLORES AND MLADEN SEKULARAC 8/24/04 • TRADED TO NEW ORLEANS WITH A SECOND-ROUND PICK FOR DARRELL ARMSTRONG 12/3/04

								- REBOUNDS -											
YEAR	GP-GS	MIN	AVG	FGM-FGA	PCT	FTM-FTA	PCT	OFF	DEF	TOT	AVG	AST	PF-D	STL	TO	BLK	PTS	AVG	HI
04-05	4-0	16	4.0	1-8	.125	2-3	.667	0	1	1	1.0	1	1-0	0	1	0	5	1.3	5

Three-point FG: 1-3 (.333)

DIOP, DESAGANA #7

7-0 CENTER • OAK HILL ACADEMY (VA.) '01 • BORN 1/30/82 • FREE AGENT SIGNEE 8/19/05 • TRADED WITH DEVIN HARRIS, TRENTON HASSELL, KEITH VAN HORN, MAURICE AGER AND TWO FIRST-ROUND PICKS TO NEW JERSEY FOR JASON KIDD, MALIK ALLEN AND ANTOINE WRIGHT 2/19/08 • FREE AGENT SIGNEE 7/9/08 • TRADED TO CHARLOTTE FOR MATT CARROLL AND RYAN HOLLINS 1/16/09

								- REBOUNDS -											
YEAR	GP-GS	MIN	AVG	FGM-FGA	PCT	FTM-FTA	PCT	OFF	DEF	TOT	AVG	AST	PF-D	STL	TO	BLK	PTS	AVG	HI
05-06	81-45	1510	18.6	75-154	.487	39-72	.542	145	229	374	4.6	23	253-3	44	36	146	190	2.3	9
06-07	81-9	1480	18.3	71-151	.470	48-86	.558	166	272	438	5.4	30	244-2	40	63	113	190	2.3	10
07-08	52-18	894	17.2	67-115	.583	24-40	.600	111	159	270	5.2	26	100-1	20	42	63	158	3.0	10
08-09	34-0	452	13.3	22-58	.379	12-29	.414	45	73	118	3.5	13	55-1	12	11	25	56	1.6	4
tot	248-72	4336	17.5	235-478	.492	123-237	.519	467	733	1200	4.8	92	652-7	116	152	347	594	2.4	10

THREE-POINT FG: '05-06, 1-2 (.500); '06-07, 0-1 (.000); '07-08, NONE ATTEMPTED; '08-09, NONE ATTEMPTED. TOTAL, 1-3 (.333)

NBA PLAYOFF STATISTICS

YEAR	GP-GS	MIN	AVG	FGM-FGA	PCT	FTM-FTA	PCT	OFF	DEF	TOT	AVG	AST	PF-D	STL	TO	BLK	PTS	AVG	HI
05-06	22-18	407	18.5	24-39	.615	11-18	.611	40	69	109	5.0	2	81-2	14	11	28	59	2.7	8
06-07	63	140	23.3	9-15	.600	3-7	.429	16	25	41	6.8	2	21-0	3	4	10	21	3.5	11
TOTAL	28-21	547	19.5	33-54	.611	14-25	.560	56	94	150	5.4	4	102-2	17	15	38	80	2.9	11

Three-point FG: None Attempted.

DONALDSON, JAMES #40

7-2 CENTER • WASHINGTON STATE '79 • BORN 8/16/57 • ACQUIRED FROM L.A. CLIPPERS FOR KURT NIMPHIUS 11/25/85 • TRADED TO NEW YORK FOR BRIAN QUINNETT 2/20/92

								- REBOUNDS -											
YEAR	GP-GS	MIN	AVG	FGM-FGA	PCT	FTM-FTA	PCT	OFF	DEF	TOT	AVG	AST	PF-D	STL	TO	BLK	PTS	AVG	HI
85-86	69-64	2241	32.5	213-375	.568	147-184	.799	143	521	664	9.6	84	156-0	23	85	110	573	8.3	20
86-87	82-82	3028	36.9	311-531	.586	267-329	.812	295	678	973	11.9	63	191-0	51	104	136	889	10.8	23
87-88	81-81	2523	31.1	212-380	.558	147-189	.778	247	508	755	9.3	66	175-2	40	113	104	571	7.0	20
88-89	53-53	1746	32.9	193-337	.573	95-124	.766	158	412	570	10.8	38	111-0	24	83	81	481	9.1	21
89-90	73-73	2265	31.0	258-479	.539	149-213	.700	155	475	630	8.6	57	129-0	22	119	47	665	9.1	21
90-91	82-82	2800	34.1	327-615	.532	165-229	.721	201	526	727	8.9	69	181-0	34	146	93	819	10.0	25
91-92	44-32	994	22.6	107-227	.471	59-84	.702	97	173	270	6.1	31	86-0	8	41	44	273	6.2	15
TOT	484-467	15597	32.2	1621-2944	.551	1029-1352	.761	1296	3293	4589	9.5	408	1029-2	202	691	615	4271	8.8	25

Three-point FG: None Attempted.

NBA PLAYOFF STATISTICS

YEAR	GP-GS	MIN	AVG	FGM-FGA	PCT	FTM-FTA	PCT	OFF	DEF	TOT	AVG	AST	PF-D	STL	TO	BLK	PTS	AVG	HI
85-86	10-10	410	41.0	36-48	.750	37-40	.925	30	87	117	11.7	10	26-0	6	10	12	109	10.9	17
86-87	3-3	68	22.7	4-5	.800	8-9	.889	2	15	17	5.7	2	6-0	1	2	3	16	5.3	15
87-88	17-17	499	29.4	68-104	.654	22-37	.595	47	99	146	8.6	12	41-0	7	29	15	158	9.3	18
89-90	3-3	74	24.7	9-13	.692	4-5	.800	6	10	16	5.3	2	8-0	2	4	0	22	7.3	12
TOT	33-33	1051	31.8	117-170	.688	71-91	.780	85	211	296	9.0	26	81-0	16	45	30	305	9.2	18

Three-point FG: None Attempted.

NBA ALL-STAR GAME STATISTICS

YEAR	SITE	GP-GS	MIN	FGM-FGA	PCT	FTM-FTA	PCT	OFF	DEF	TOT	AST	PF-D	ST	TO	BLK	PTS	AVG
1988	CHI	1-0	8	0-0	—	2-2	1.000	1	5	6	1	2-0	0	0	2	2	2.0

Three-point FG: None Attempted.

DOUGLAS-ROBERTS, CHRIS #17

6-7 GUARD • MEMPHIS • BORN 1/8/87 • FREE AGENT SIGNEE 12/23/12 • WAIVED 1/6/13

								- REBOUNDS -											
YEAR	GP-GS	MIN	AVG	FGM-FGA	PCT	FTM-FTA	PCT	OFF	DEF	TOT	AVG	AST	PF-D	STL	TO	BLK	PTS	AVG	HI
12-13	6-0	16	10.5	5-14	.357	7-10	.700	0	5	5	0.8	4	4-0	2	1	0	17	2.8	6

Three-point FG: 0-4 (.000)

DREILING, GREG #40 (1993-94), #50 (1996-1997)

7-1 CENTER • KANSAS '86 • BORN 11/7/63 • FREE AGENT SIGNEE 10/7/93 • RIGHTS RENOUNCED 9/17/94 • FREE AGENT SIGNEE 10/1/96 • WAIVED 4/15/97

								- REBOUNDS -											
YEAR	GP-GS	MIN	AVG	FGM-FGA	PCT	FTM-FTA	PCT	OFF	DEF	TOT	AVG	AST	PF-D	STL	TO	BLK	PTS	AVG	HI
93-94	54-19	685	12.7	52-104	.500	27-38	.711	47	123	170	3.1	31	159-5	16	43	24	132	2.4	9
96-97	40-3	389	9.7	34-74	.459	11-27	.407	19	57	76	1.9	11	65-1	8	9	7	80	2.0	9
TOT	94-22	1074	11.4	86-178	.483	38-65	.538	66	180	246	2.6	42	224-6	24	52	31	212	2.3	9

Three-point FG: '93-94, 1-1 (1.000); '96-97, 1-1 (1.000). Total, 2-2 (1.000)

DROLLINGER, RALPH #52

7-2 CENTER • UCLA '76 • BORN 4/20/54 • FREE AGENT SIGNEE 6/9/80 • RETIRED 3/2/8

								- REBOUNDS -											
YEAR	GP-GS	MIN	AVG	FGM-FGA	PCT	FTM-FTA	PCT	OFF	DEF	TOT	AVG	AST	PF-D	STL	TO	BLK	PTS	AVG	HI
80-81	6-0	67	11.2	7-14	.500	1-4	.250	5	14	19	3.2	14	16-0	1	13	2	15	2.5	8

Three-point FG:None Attempted.

DUEROD, TERRY #42

6-2 GUARD • DISPERSAL CHOICE FROM DETROIT • DETROIT '79 • BORN 7/29/56 • WAIVED 12/2/80

								- REBOUNDS -											
YEAR	GP-GS	MIN	AVG	FGM-FGA	PCT	FTM-FTA	PCT	OFF	DEF	TOT	AVG	AST	PF-D	STL	TO	BLK	PTS	AVG	HI
80-81	18-8	337	18.7	74-161	.460	18-27	.667	15	24	39	2.2	30	19-0	12	25	4	168	9.3	22

Three-point FG: 2-6 (.333)

DUMAS, TONY #7

6-6 GUARD • D-1994 1ST RND (19TH OVERALL) • MISSOURI-KANSAS CITY '94 • BORN 8/25/72 • TRADED TO PHOENIX WITH JASON KIDD AND LOREN MEYER FOR SAM CASSELL, MICHAEL FINLEY AND A.C. GREEN AND A 1998 SECOND-ROUND DRAFT CHOICE 12/26/96

								- REBOUNDS -										
YEAR	GP-GS	MIN	AVG	FGM-FGA	PCT	FTM-FTA	PCT	OFF	DEF	TOT	AVG	AST	PF-D	STL	TO	BLK	PTS	AVG	HI
94-95	58-0	613	10.6	96-250	.384	50-77	.649	32	30	62	1.1	57	78-0	13	50	4	264	4.6	24
95-96	67-12	1284	19.2	274-655	.418	154-257	.599	58	57	115	1.7	99	128-0	42	77	13	776	11.6	39
96-97	18-0	227	12.6	27-77	.351	15-23	.652	3	11	14	0.8	22	36-0	10	15	1	72	4.0	15
TOT	143-12	2124	14.9	397-982	.404	219-357	.613	93	98	191	1.3	178	242-0	65	142	18	1112	7.8	39

Three-point FG: '94-95, 22-73 (.301); '95-96, 74-207 (.357); '96-97, 3-24 (.125). Total, 99-304 (.326)

EISLEY, HOWARD #9

6-3 GUARD • BOSTON COLLEGE '94 • BORN 12/4/72 • ACQUIRED FROM UTAH WITH BILL CURLEY FROM GOLDEN STATE AND DANA BARROS FROM BOSTON IN A FOUR-TEAM TRADE THAT SENT BRUNO SUNDOV TO UTAH AND ROBERT PACK AND JOHN WILLIAMS AND CASH TO BOSTON 8/16/00 • TRADED TO NEW YORK FOR MUGGSY BOGUES 8/10/01

								- REBOUNDS -										
YEAR	GP-GS	MIN	AVG	FGM-FGA	PCT	FTM-FTA	PCT	OFF	DEF	TOT	AVG	AST	PF-D	STL	TO	BLK	PTS	AVG	HI
00-01	82-40	2426	29.6	265-675	.393	104-126	.825	23	174	197	295	3.6	218-3	99	102	12	741	9.0	27

Three-point FG: 107-269 (.398)

NBA PLAYOFF STATISTICS

YEAR	GP-GS	MIN	AVG	FGM-FGA	PCT	FTM-FTA	PCT	OFF	DEF	TOT	AVG	AST	PF-D	STL	TO	BLK	PTS	AVG	HI
00-01	9-0	194	21.6	19-53	.358	4-4	1.000	1	11	12	17	1.9	18-0	5	13	1	52	5.8	16

EKEZIE, OBINNA #54

6-9 FORWARD • MARYLAND '99 • BORN 8/22/75 • ACQUIRED FROM WASHINGTON WITH JUWAN HOWARD AND CALVIN BOOTH FOR COURTNEY ALEXANDER, CHRISTIAN LAETTNER, LOY VAUGHT, HUBERT DAVIS, ETAN THOMAS AND CASH 2/22/01 • COMPLETED CONTRACT 5/01

								- REBOUNDS -										
YEAR	GP-GS	MIN	AVG	FGM-FGA	PCT	FTM-FTA	PCT	OFF	DEF	TOT	AVG	AST	PF-D	STL	TO	BLK	PTS	AVG	HI
00-01	4-0	8	2.0	0-4	.000	0-0	.000	0	2	2	0.5	0	2-0	0	0	0	0	0.0	0

Three-point FG: None Attempted.

ELLINGTON, WAYNE #21

6-4 GUARD • NORTH CAROLINA '09 • BORN 11/29/87 • FREE AGENT SIGNEE 7/10/13 • TRADED WITH JOSÉ CALDERÓN, SAMUEL DALEMBERT, SHANE LARKIN, AND TWO 2ND ROUND DRAFT PICKS TO NEW YORK IN EXCHANGE FOR TYSON CHANDLER AND RAYMOND FELTON 6/25/14

								- REBOUNDS -										
YEAR	GP-GS	MIN	AVG	FGM-FGA	PCT	FTM-FTA	PCT	OFF	DEF	TOT	AVG	AST	PF-D	STL	TO	BLK	PTS	AVG	HI
13-14	45-1	393	8.7	55-126	.437	10-11	.909	8	35	43	1.0	19	33-0	16	11	2	145	3.2	12

Three-point FG: '13-14, 25-59 (.424).

NBA PLAYOFF STATISTICS

YEAR	GP-GS	MIN	AVG	FGM-FGA	PCT	FTM-FTA	PCT	OFF	DEF	TOT	AVG	AST	PF-D	STL	TO	BLK	PTS	AVG	HI
13-14	2-0	14	7.0	2-6	.333	2-2	1.000	0	2	2	1.0	2	1-0	0	2	0	8	4.0	8

Three-point FG: '13-14, 2-6 (.333)

ELLIS, DALE #14

6-7 FORWARD • D-1983 1ST RND (9TH OVERALL) • TENNESSEE '83 • BORN 8/6/60 • TRADED TO SEATTLE FOR AL WOOD 7/23/86

								- REBOUNDS -										
YEAR	GP-GS	MIN	AVG	FGM-FGA	PCT	FTM-FTA	PCT	OFF	DEF	TOT	AVG	AST	PF-D	STL	TO	BLK	PTS	AVG	HI
83-84	67-2	1059	15.8	225-493	.456	87-121	.719	106	144	250	3.7	56	118-0	41	78	9	549	8.2	31
84-85	72-4	1314	18.3	274-603	.454	77-104	.740	100	138	238	3.3	56	131-1	46	58	7	667	9.3	29
85-86	72-1	1086	15.1	193-470	.411	59-82	.720	86	82	168	2.3	37	78-0	40	38	9	508	7.1	28
TOT	211-7	3459	16.4	692-1566	.442	223-307	.726	292	364	656	3.1	149	327-1	127	174	25	1724	8.2	31

Three-point FG: 0-1 (.000)

NBA PLAYOFF STATISTICS

YEAR	GP-GS	MIN	AVG	FGM-FGA	PCT	FTM-FTA	PCT	OFF	DEF	TOT	AVG	AST	PF-D	STL	TO	BLK	PTS	AVG	HI
83-84	8-1	178	22.3	26-80	.325	6-8	.750	19	23	42	5.3	4	17-0	10	5	2	59	7.4	16
84-85	4-1	68	17.0	10-23	.435	1-2	.500	4	3	7	1.8	3	3-0	4	4	0	23	5.8	9
85-86	7-0	67	9.6	9-22	.409	5-5	1.000	3	4	7	1.0	2	6-0	2	4	2	30	4.3	16
TOT	19-2	313	16.5	45-125	.360	12-15	.800	26	30	56	2.9	9	26-0	16	13	4	112	5.9	16

Three-point FG: '83-84, 1-12 (.083); '84-85, 2-5 (.400); '85-86, 7-12 (.583). Total, 10-29 (.345)

ELLIS, MONTA #11

6-3 GUARD • LANIER HS (MS) • BORN 10/26/85 • FREE AGENT SIGNEE 7/23/13 • DID NOT EXERCISE CONTRACT OPTION 6/30/15

								- REBOUNDS -										
YEAR	GP-GS	MIN	AVG	FGM-FGA	PCT	FTM-FTA	PCT	OFF	DEF	TOT	AVG	AST	PF-D	STL	TO	BLK	PTS	AVG	HI
13-14	82-82	3023	36.9	576-1278	.451	339-430	.788	38	257	295	3.6	471	197-0	141	264	217	1560	19.0	37
14-15	80-80	2699	33.7	602-1354	.445	228-303	.752	34	156	190	2.4	329	197-0	148	198	25	1513	18.9	38
TOT	162-162	5722	35.3	1178-2632	.448	567-733	.774	72	413	485	3.0	800	394-0	289	462	48	3073	19.0	38

Three-point FG: '13-14, 69-209 (.330); '14-15, 81-284 (.285). Total, 150-493 (.304).

NBA PLAYOFF STATISTICS

YEAR	GP-GS	MIN	AVG	FGM-FGA	PCT	FTM-FTA	PCT	OFF	DEF	TOT	AVG	AST	PF-D	STL	TO	BLK	PTS	AVG	HI
13-14	7-7	249	35.6	52-127	.409	27-31	.871	6	11	17	2.4	20	19-0	9	15	1	143	20.4	29
14-15	5-5	197	39.4	52-111	.468	15-20	.750	4	12	16	3.2	26	18-0	10	16	3	130	26.0	34
TOT	12-12	446	37.2	104-238	.437	42-51	.824	10	23	33	2.8	46	37-0	19	31	4	273	22.8	34

Three-point FG: '13-14, 12-34 (.353); '13-14, 11-30 (.367). Total, 23-64 (.359).

ENGLISH, ALEX #2

6-7 FORWARD • SOUTH CAROLINA '76 • BORN 1/5/54 • FREE AGENT SIGNEE 8/15/90 • DID NOT EXERCISE OPTION ON SECOND YEAR OF CONTRACT 5/1/91

								- REBOUNDS -										
YEAR	GP-GS	MIN	AVG	FGM-FGA	PCT	FTM-FTA	PCT	OFF	DEF	TOT	AVG	AST	PF-D	STL	TO	BLK	PTS	AVG	HI
90-91	79-26	1748	22.1	322-734	.439	119-140	.850	108	146	254	3.2	105	141-0	40	101	25	763	9.7	27

Three-point FG: 0-1 (.000)

ESCHMEYER, EVAN #42

6-11 CENTER • NORTHWESTERN '99 • BORN 5/30/75 • FREE AGENT SIGNEE 8/25/01 • TRADED TO GOLDEN STATE WITH AVERY JOHNSON, POPEYE JONES, ANTOINE RIGAUDEAU AND NICK VAN EXEL FOR DANNY FORTSON, ANTAWN JAMISON, CHRIS MILLS AND JIRI WELSCH 8/18/03 • ACQUIRED FROM GOLDEN STATE WITH ERICK DAMPIER, DAN DICKAU AND THE DRAFT RIGHTS TO STEVE LOGAN FOR CHRISTIAN LAETTNER, EDUARDO NAJERA, TWO FIRST-ROUND DRAFT PICKS, THE DRAFT RIGHTS TO LUIS FLORES AND MLADEN SEKULARAC AND CASH CONSIDERATIONS 8/24/04 • ANNOUNCED RETIREMENT 10/23/04

								- REBOUNDS -										
YEAR	GP-GS	MIN	AVG	FGM-FGA	PCT	FTM-FTA	PCT	OFF	DEF	TOT	AVG	AST	PF-D	STL	TO	BLK	PTS	AVG	HI
01-02	31-6	299	9.6	21-50	.420	20-33	.606	35	63	98	3.2	9	60-1	10	16	9	62	2.0	6
02-03	17-3	135	7.9	7-19	.368	3-4	.750	10	19	29	1.7	6	35-1	10	6	7	17	1.0	5
TOT	48-9	434	9.0	28-69	.406	23-37	.622	45	82	127	2.6	15	95-2	20	22	16	79	1.6	6

Three-point FG: None Attempted.

NBA PLAYOFF STATISTICS

YEAR	GP-GS	MIN	AVG	FGM-FGA	PCT	FTM-FTA	PCT	OFF	DEF	TOT	AVG	AST	PF-D	STL	TO	BLK	PTS	AVG	HI
01-02	3-0	8	2.7	0-1	.000	0-0	.000	1	1	2	0.7	1	2-0	0	0	1	0	0.0	0
02-03	5-0	32	6.4	3-6	.500	0-0	.000	1	2	5	1.0	2	8-0	3	0	1	6	1.2	6
TOT	8-0	40	5.0	3-7	.429	0-0	.000	2	3	7	0.9	3	11-0	3	0	2	6	0.8	6

Three-point FG: None Attempted.

EVANS, JEREMY #21

6-9 FORWARD • WESTERN KENTUCKY • BORN 10/24/87 • FREE AGENT SIGNEE 7/31/15 • TRADED TO INDIANA WITH THE RIGHTS TO EMIR PRELDZIC AND CASH CONSIDERATIONS IN EXCHANGE FOR THE RIGHTS TO STANKO BARAC 7/7/16

								- REBOUNDS -										
YEAR	GP-GS	MIN	AVG	FGM-FGA	PCT	FTM-FTA	PCT	OFF	DEF	TOT	AVG	AST	PF-D	STL	TO	BLK	PTS	AVG	HI
15-16	30-2	251	8.4	26-48	.542	15-21	.714	11	43	54	1.8	2	19-0	6	7	9	71	2.4	8

Three-point FG: 4-16 (.250)

FARMER, JIM #21

6-4 GUARD • D-1987 1ST RND (20TH OVERALL) • ALABAMA '87 • BORN 9/23/64 • WAIVED 11/3/88

								- REBOUNDS -										
YEAR	GP-GS	MIN	AVG	FGM-FGA	PCT	FTM-FTA	PCT	OFF	DEF	TOT	AVG	AST	PF-D	STL	TO	BLK	PTS	AVG	HI
87-88	30-0	157	5.2	26-69	.377	9-10	.900	9	9	18	0.6	16	18-0	3	22	1	61	2.0	8

Three-point FG: 0-6 (.000)

NBA PLAYOFF STATISTICS

YEAR	GP-GS	MIN	AVG	FGM-FGA	PCT	FTM-FTA	PCT	OFF	DEF	TOT	AVG	AST	PF-D	STL	TO	BLK	PTS	AVG	HI
87-88	3-0	11	3.7	2-6	.333	0-0	—	3	1	4	1.3	1	2-0	0	2	0	4	1.3	2

Three-point FG: None Attempted.

FAZEKAS, NICK #20

7-0 FORWARD • D-2007 2ND RND (34TH OVERALL) • NEVADA-RENO '07 • BORN 6/17/85 • WAIVED 2/19/08

								- REBOUNDS -										
YEAR	GP-GS	MIN	AVG	FGM-FGA	PCT	FTM-FTA	PCT	OFF	DEF	TOT	AVG	AST	PF-D	STL	TO	BLK	PTS	AVG	HI
07-08	4-0	9	2.3	2-5	.400	0-0	---	1	2	3	0.8	0	0-0	0	0	0	4	1.0	2

Three-point FG: None Attempted.

FELTON, RAYMOND #2

6-1 GUARD • NORTH CAROLINA • BORN 6/26/84 • ACQUIRED FROM NEW YORK WITH TYSON CHANDLER IN EXCHANGE FOR SAMUEL DALEMBERT, JOSE CALDERON, WAYNE ELLINGTON, SHANE LARKIN AND TWO SECOND ROUND PICKS 6/25/14 • COMPLETED CONTRACT 6/30/16

								- REBOUNDS -										
YEAR	GP-GS	MIN	AVG	FGM-FGA	PCT	FTM-FTA	PCT	OFF	DEF	TOT	AVG	AST	PF-D	STL	TO	BLK	PTS	AVG	HI
14-15	29-3	281	9.7	43-106	.406	12-15	.800	2	24	26	0.9	41	17-0	11	18	4	108	3.7	15
15-16	80-31	2192	27.4	277-682	.406	149-176	.847	36	222	258	3.2	284	141-0	68	121	15	763	9.5	23
TOT	109-34	2473	22.7	320-788	.406	161-191	.843	38	246	284	2.6	325	158-0	79	139	19	871	8.0	23

Three-point FG: '14-15, 10-34 (.340); '15-16, 60-213 (.282). TOTAL, 70-247 (.283)

NBA PLAYOFF STATISTICS

YEAR	GP-GS	MIN	AVG	FGM-FGA	PCT	FTM-FTA	PCT	OFF	DEF	TOT	AVG	AST	PF-D	STL	TO	BLK	PTS	AVG	HI
14-15	3-1	36	12.0	4-15	.267	3-3	1.000	1	6	7	2.3	4	1-0	0	0	0	11	3.7	9
15-16	5-4	172	34.5	32-69	.464	7-11	.636	2	21	23	4.6	23	14-0	6	12	0	75	15.0	21
TOT	8-5	208	26.0	36-84	.429	10-14	.714	3	27	30	3.8	27	15-0	6	12	0	86	10.8	21

Three-point FG: '14-15, 0-4 (.000); '15-16, 4-14 (.286). Total, 4-18 (.222)

FERRELL, YOGI #11

6-0 GUARD • INDIANA • BORN 5/9/93 • SIGNED TO A 10-DAY CONTRACT 1/28/17 • SIGNED TO A MULTI-YEAR DEAL 2/7/17 • COMPLETED CONTRACT 6/30/18

								- REBOUNDS -											
YEAR	GP-GS	MIN	AVG	FGM-FGA	PCT	FTM-FTA	PCT	OFF	DEF	TOT	AVG	AST	PF-D	STL	TO	BLK	PTS	AVG	HI
16-17	36-29	1046	29.0	142-345	.412	64-73	.877	16	83	99	2.8	155	79-0	40	56	7	408	11.3	32
17-18	82-21	2281	27.8	311-730	.426	82-103	.796	26	223	249	3.0	201	153-0	64	78	9	838	10.2	24
TOT	118-50	3328	28.2	453-1075	.421	146-176	.830	42	306	348	2.9	356	232-0	104	134	16	1246	10.6	32

Three-point FG: '16-17, 60-149 (.403); '17-18, 134-359 (.373). TOTAL, 194-508 (.382)

FINLEY, MICHAEL #4

6-7 GUARD/FORWARD • WISCONSIN '95 • BORN 3/6/73 • ACQUIRED FROM PHOENIX WITH SAM CASSELL, A.C. GREEN AND A SECOND-ROUND DRAFT CHOICE FOR JASON KIDD, TONY DUMAS AND LOREN MEYER 12/26/96 • WAIVED 8/15/05

								- REBOUNDS -											
YEAR	GP-GS	MIN	AVG	FGM-FGA	PCT	FTM-FTA	PCT	OFF	DEF	TOT	AVG	AST	PF-D	STL	TO	BLK	PTS	AVG	HI
96-97	56-36	1994	35.6	334-774	.432	142-176	.807	54	198	252	4.5	156	96-0	50	120	20	897	16.0	33
97-98	82-82	3394	41.4	675-1505	.449	326-416	.784	150	288	438	5.3	405	163-0	132	219	30	1763	21.5	39
98-99	50-50	2051	41.0	389-876	.444	186-226	.823	69	194	263	5.3	218	96-1	66	107	15	1009	20.2	36
99-00	82-82	3464	42.2	748-1636	.457	260-317	.820	122	396	518	6.3	438	171-1	109	196	32	1855	22.6	38
00-01	82-82	3443	42.0	711-1552	.458	252-325	.775	109	316	425	5.2	360	174-2	118	190	32	1765	21.5	38
01-02	69-69	2754	39.9	569-1228	.463	210-251	.837	90	270	360	5.2	230	144-1	65	117	25	1424	20.6	39
02-03	69-69	2642	38.3	507-1193	.425	198-230	.861	107	295	402	5.8	205	105-0	76	114	21	1331	19.3	42
03-04	72-72	2778	38.6	514-1159	.443	164-193	.850	78	247	325	4.5	212	118-0	84	83	39	1342	18.6	38
04-05	64-64	2358	36.8	387-907	.427	113-136	.831	45	217	262	4.1	169	123-0	48	60	18	1003	15.7	33
TOT	626-606	24878	39.7	4834-10830	.446	1851-2270	.815	824	2421	3245	5.2	2393	1190-5	748	1206	232	12389	19.8	42

Three-point FG: '96-97, 87-225 (.387); '97-98, 87-244 (.357); '98-99, 45-136 (.331); '99-00, 99-247 (.401); '00-01, 91-263 (.346); '01-02, 76-224 (.339); '02-03, 119-322 (.370); '03-04, 150-370 (.405); '04-05, 116-285 (.407). Total, 870-2316 (.376)

NBA PLAYOFF STATISTICS

YEAR	GP-GS	MIN	AVG	FGM-FGA	PCT	FTM-FTA	PCT	OFF	DEF	TOT	AVG	AST	PF-D	STL	TO	BLK	PTS	AVG	HI
00-01	10-10	434	43.4	72-200	.360	36-44	.818	13	40	53	5.3	44	23-0	12	24	2	197	19.7	33
01-02	8-8	373	46.6	69-184	.466	45-50	.900	13	37	50	6.3	18	24-0	12	15	4	197	24.6	37
02-03	20-20	822	41.1	131-301	.435	57-66	.864	25	90	115	5.8	60	46-0	26	31	12	366	18.3	31
03-04	5-5	196	39.2	26-68	.382	6-10	.600	6	10	16	3.2	13	8-0	4	9	3	65	13.0	18
04-05	13-13	491	37.8	65-153	.425	16-18	.889	13	43	56	4.3	28	32-0	17	13	0	170	13.1	31
TOT	56-56	2316	41.4	363-870	.417	160-188	.851	70	220	290	5.2	163	133-0	71	92	21	995	17.8	37

Three-point FG: None Attempted.

NBA ALL-STAR STATISTICS

YEAR	SITE	GP-GS	MIN	FGM-FGA	PCT	FTM-FTA	PCT	OFF	DEF	TOT	AST	PF-D	STL	TO	BLK	PTS	AVG
2000	OAK	1-0	10	5-6	.833	0-0	.000	0	1	1	0	0-0	0	1	0	11	11.0
2001	WAS	1-0	19	5-15	.333	2-2	1.000	2	1	3	5	0-0	0	1	0	12	12.0
TOT		2-0	29	10-21	.476	2-2	1.000	2	2	4	5	0-0	0	2	0	23	11.5

Three-point FG: '00, 1-2 (.500); '01, 0-2 (.000). Total, 1-4 (.250)

FINNEY-SMITH, DORIAN #10

6-7 FORWARD • FLORIDA • BORN 5/4/93 • SIGNED AS A FREE AGENT 7/8/16 • RE-SIGNED 7/11/19 • SIGNED TO A CONTRACT EXTENSION 2/12/22 • TRADED TO BROOKLYN WITH SPENCER DINWIDDIE, A 2029 FIRST-ROUND PICK AND TWO FUTURE SECOND-ROUND PICKS 2/6/23

								- REBOUNDS -											
YEAR	GP-GS	MIN	AVG	FGM-FGA	PCT	FTM-FTA	PCT	OFF	DEF	TOT	AVG	AST	PF-D	STL	TO	BLK	PTS	AVG	HI
16-17	81-35	1642	20.3	124-333	.372	46-61	.754	55	167	222	2.7	67	125-0	52	45	25	350	4.3	17
17-18	21-13	448	21.3	46-121	.380	11-15	.733	22	53	75	3.6	26	43-0	10	21	4	123	5.9	15
18-19	81-26	1985	24.5	228-528	.432	73-103	.709	138	251	389	4.8	95	186-1	69	74	36	608	7.5	19
19-20	71-68	2120	29.9	243-522	.466	78-108	.722	145	260	405	5.7	114	178-2	45	69	39	678	9.5	27
20-21	60-60	1921	32.0	220-466	.472	31-41	.756	98	228	326	5.4	102	138-0	52	48	25	590	9.8	23
21-22	80-80	2644	30.4	326-692	.471	56-83	.675	122	253	375	4.7	150	183-1	88	80	39	880	11.0	28
22-23	40-40	1288	32.2	129-310	.416	30-40	.750	67	121	188	4.8	59	80-2	38	36	20	365	9.1	21
TOT	434-322	12048	27.8	1316-2972	.443	325-451	.721	647	1333	1980	4.6	613	933-0	354	373	188	3594	8.3	28

Three-point FG: '16-17, 56-191 (.293); '17-18, 20-67 (.299); '18-19, 79-254 (.311); '19-20, 114-303 (.376); '20-21, 119-302 (.394); '21-22, 172-435 (.395); '22-23, 77-217 (.355). Total, 637-1769 (.360)

NBA PLAYOFF STATISTICS

YEAR	GP-GS	MIN	AVG	FGM-FGA	PCT	FTM-FTA	PCT	OFF	DEF	TOT	AVG	AST	PF-D	STL	TO	BLK	PTS	AVG	HI
19-20	6-6	191	31.8	23-52	.442	4-5	.800	12	22	34	5.7	19	22-0	7	9	3	61	10.2	16
20-21	7-7	271	38.7	26-64	.406	4-5	.800	17	29	46	6.6	15	23-0	8	12	2	72	10.3	18
21-22	18-18	688	38.2	74-157	.471	17-24	.708	32	67	99	5.5	35	53-0	17	18	7	211	11.7	24
TOT	35-35	1251	37.1	123-273	.446	25-34	.735	61	118	179	5.8	69	98-0	32	39	12	344	11.1	24

Three-point FG: '19-20, 11-30 (.367); '20-21, 16-37 (.432); '21-22, 46-108 (.426). Total, 73-175 (.417)

FISHER, DEREK #6

6-1 GUARD • ARKANSAS-LITTLE ROCK • BORN 8/9/74 • FREE AGENT SIGNEE 11/29/12 • WAIVED 12/22/12

								- REBOUNDS -											
YEAR	GP-GS	MIN	AVG	FGM-FGA	PCT	FTM-FTA	PCT	OFF	DEF	TOT	AVG	AST	PF-D	STL	TO	BLK	PTS	AVG	HI
12-13	9-9	229	25.4	23-65	.354	21-23	.913	0	15	15	1.7	31	24-2	5	18	2	77	8.6	20

Three-point FG: 10-23 (.435)

FORTSON, DANNY #21

6-8 CENTER • CINCINNATI '98 • BORN 3/27/76 • ACQUIRED FROM GOLDEN STATE WITH ANTAWN JAMISON, CHRIS MILLS AND JIRI WELSCH FOR EVAN ESCHMEYER, NICK VAN EXEL, AVERY JOHNSON, POPEYE JONES AND ANTOINE RIGADEAU 8/18/03 • TRADED TO SEATTLE FOR CALVIN BOOTH 7/26/04

								- REBOUNDS -											
YEAR	GP-GS	MIN	AVG	FGM-FGA	PCT	FTM-FTA	PCT	OFF	DEF	TOT	AVG	AST	PF-D	STL	TO	BLK	PTS	AVG	HI
03-04	56-20	625	11.2	71-139	.511	75-92	.815	114	136	250	4.5	9	148-0	12	37	11	217	3.9	11

Three-point FG: None Attempted.

GARNETT, BILL #20

6-9 FORWARD • D-1982 1ST RND (4TH OVERALL) • WYOMING '82 • BORN 4/22/60 • TRADED TO INDIANA WITH TERENCE STANSBURY FOR A 1990 FIRST-ROUND CHOICE 10/22/84

								- REBOUNDS -										
YEAR	GP-GS	MIN	AVG	FGM-FGA	PCT	FTM-FTA	PCT	OFF	DEF	TOT	AVG	AST	PF-D	STL	TO	BLK	PTS	AVG	HI
82-83	75-13	1411	18.8	170-319	.533	129-174	.741	141	265	406	5.4	103	245-3	48	81	70	469	6.3	15
83-84	80-34	1529	19.1	141-299	.472	129-176	.733	123	208	331	4.1	128	217-4	44	68	66	411	5.1	13
TOT	155-47	2940	19.0	311-618	.503	258-350	.737	264	473	737	4.8	231	462-7	92	149	136	880	5.7	15

Three-point FG: '82-83, 0-3 (.000); '83-84, 0-2 (.000). Total, 0-5 (.000)

NBA PLAYOFF STATISTICS

YEAR	GP-GS	MIN	AVG	FGM-FGA	PCT	FTM-FTA	PCT	OFF	DEF	TOT	AVG	AST	PF-D	STL	TO	BLK	PTS	AVG	HI
83-84	8-0	74	9.3	15-30	.500	7-8	.875	10	12	22	2.8	4	10-0	0	1	2	38	4.8	14

Three-point FG: 1-1 (1.000)

GARRICK, TOM #5

6-2 GUARD • RHODE ISLAND '88 • BORN 7/7/66 • SIGNED 10-DAY CONTRACTS 3/22/92 AND 4/3/92 • RELEASED 4/12/92

								- REBOUNDS -										
YEAR	GP-GS	MIN	AVG	FGM-FGA	PCT	FTM-FTA	PCT	OFF	DEF	TOT	AVG	AST	PF-D	STL	TO	BLK	PTS	AVG	HI
91-92	6-0	63	10.5	4-17	.235	2-2	1.000	2	4	6	2.8	17	7-0	8	4	0	10	1.7	4

Three-point FG: 0-1 (.000)

GATLING, CHRIS #25

6-10 FORWARD • OLD DOMINION '91 • BORN 9/3/67 • FREE AGENT SIGNEE 7/17/96• TRADED TO NEW JERSEY WITH SAM CASSELL, JIM JACKSON, GEORGE MCCLOUD AND ERIC MONTROSS FOR SHAWN BRADLEY, ED O'BANNON, ROBERT PACK AND KHALID REEVES 2/17/97

								- REBOUNDS -										
YEAR	GP-GS	MIN	AVG	FGM-FGA	PCT	FTM-FTA	PCT	OFF	DEF	TOT	AVG	AST	PF-D	STL	TO	BLK	PTS	AVG	HI
96-97	44-1	1191	27.1	309-580	.533	221-313	.706	126	222	348	7.9	25	125-1	35	114	31	840	19.1	35

Three-point FG: 1-6 (.167)

NBA ALL-STAR STATISTICS

YEAR	SITE	GP-GS	MIN	FGM-FGA	PCT	FTM-FTA	PCT	OFF	DEF	TOT	AST	PF-D	STL	TO	BLK	PTS
1997	CLE	1-0	12	1-8	.250	0-0	–	0	2	2	0	1-0	1	0	0	2

Three-point FG: None Attempted.

GEORGE, DEVEAN #40

6-8 GUARD/FORWARD • AUGSBURG '99 • BORN 8/29/77 • FREE AGENT SIGNEE 8/2/06 • RE-SIGNED 7/12/07 • RE-SIGNED 8/20/08 • TRADED WITH ANTOINE WRIGHT TO TORONTO FOR SHAWN MARION, KRIS HUMPHRIES, NATHAN JAWAI AND CASH CONSIDERATIONS IN A DEAL THAT ALSO SENT GREG BUCKNER TO DALLAS FROM MEMPHIS FOR JERRY STACKHOUSE AND CASH CONSIDERATIONS, A SECOND-ROUND PICK AND CASH CONSIDERATIONS FROM TORONTO TO MEMPHIS, AND HEDO TURKOGLU FROM ORLANDO TO TORONTO FOR CASH CONSIDERATIONS FROM DALLAS AND TORONTO

								- REBOUNDS -										
YEAR	GP-GS	MIN	AVG	FGM-FGA	PCT	FTM-FTA	PCT	OFF	DEF	TOT	AVG	AST	PF-D	STL	TO	BLK	PTS	AVG	HI
06-07	60-17	1283	21.4	146-370	.395	36-48	.750	57	156	213	3.6	33	143-2	46	51	23	381	6.4	21
07-08	53-4	821	15.5	74-207	.357	24-34	.706	28	109	137	2.6	35	90-1	19	24	13	194	3.7	13
08-09	43-17	708	16.5	54-142	.380	17-22	.773	25	53	78	1.8	15	57-0	23	17	11	147	3.4	13
TOT	156-38	2812	18.0	274-719	.381	77-104	.740	110	318	428	2.7	83	290-3	88	92	47	722	4.6	21

Three-point FG: '06-07, 53-150 (.363); '07-08, 22-68 (.324); '08-09, 22-76 (.289). Total, 97-294 (.330)

NBA PLAYOFF STATISTICS

YEAR	GP-GS	MIN	AVG	FGM-FGA	PCT	FTM-FTA	PCT	OFF	DEF	TOT	AVG	AST	PF-D	STL	TO	BLK	PTS	AVG	HI
06-07	6-1	109	18.2	5-24	.208	8-10	.800	4	14	18	3.0	4	12-0	6	7	2	21	3.5	10
07-08	5-0	62	12.4	11-28	.393	3-5	.600	4	11	15	3.0	0	7-0	2	3	2	29	5.8	11
TOT	11-1	171	15.5	16-52	.308	11-15	.733	8	25	33	3.0	4	19-0	8	10	4	50	4.5	11

Three-point FG: '06-07, 3-12 (.250); '07-08, 4-12 (.333). Total, 7-24 (.292)

GIBSON, JONATHAN #3

6-2 GUARD • BORN 11/8/87 • NEW MEXICO STATE • FREE AGENT SIGNEE 11/17/16 • WAIVED 12/27/16

								- REBOUNDS -										
YEAR	GP-GS	MIN	AVG	FGM-FGA	PCT	FTM-FTA	PCT	OFF	DEF	TOT	AVG	AST	PF-D	STL	TO	BLK	PTS	AVG	HI
16-17	17-0	231	13.6	35-95	.368	21-29	.724	1	21	22	1.3	26	21-0	8	21	0	106	6.2	26

Three-point FG: 15-45 (.333)

GOODEN, DREW #90

6-10 FORWARD • KANSAS '03 • BORN 9/24/81 • FREE AGENT SIGNEE 7/30/09 • TRADED TO WASHINGTON ALONG WITH JOSH HOWARD, QUINTON ROSS AND JAMES SINGLETON FOR CARON BUTLER, BRENDAN HAYWOOD, DESHAWN STEVENSON AND CASH CONSIDERATIONS (2/13/10)

								- REBOUNDS -										
YEAR	GP-GS	MIN	AVG	FGM-FGA	PCT	FTM-FTA	PCT	OFF	DEF	TOT	AVG	AST	PF-D	STL	TO	BLK	PTS	AVG	HI
09-10	28-19	741	22.4	157-336	.467	93-115	.809	123	193	316	6.9	26	129-3	26	56	50	408	8.9	24

Three-point FG: 1-6 (.167)

GRANDHOLM, JIM #50

7-0 CENTER • SOUTH FLORIDA '84 • BORN 10/4/60 • FREE AGENT SIGNEE 10/1/90 • WAIVED 10/18/90 • FREE AGENT SIGNEE 11/10/90 • COMPLETED CONTRACT 4/91

								- REBOUNDS -										
YEAR	GP-GS	MIN	AVG	FGM-FGA	PCT	FTM-FTA	PCT	OFF	DEF	TOT	AVG	AST	PF-D	STL	TO	BLK	PTS	AVG	HI
90-91	26-0	168	6.5	30-58	.517	10-21	.476	20	30	50	1.9	8	33-0	2	11	8	79	3.0	10

Three-point FG: 9-17 (.529)

GREEN, A.C. #45

6-9 FORWARD • OREGON STATE '85• BORN 10/4/63 • ACQUIRED FROM PHOENIX WITH MICHAEL FINLEY, SAM CASSELL AND A 1998 SECOND-ROUND DRAFT CHOICE FOR JASON KIDD, LOREN MEYER AND TONY DUMAS 12/26/96 • FREE AGENT SIGNEE 8/31/99 • TRADED TO L.A. LAKERS FOR SEAN ROOKS AND A 2000 SECOND-ROUND DRAFT CHOICE 9/1/99

								- REBOUNDS -										
YEAR	GP-GS	MIN	AVG	FGM-FGA	PCT	FTM-FTA	PCT	OFF	DEF	TOT	AVG	AST	PF-D	STL	TO	BLK	PTS	AVG	HI
96-97	56-54	1944	34.7	173-356	.486	97-149	.651	189	329	518	9.3	52	111-0	52	54	15	444	7.9	21
97-98	82-68	2649	32.3	242-534	.453	116-162	.716	219	449	668	8.1	123	157-0	78	68	27	600	7.3	25
98-99	50-35	924	18.5	108-256	.422	30-52	.577	82	146	228	4.6	25	69-0	28	19	8	246	4.9	19
TOT	188-157	5517	29.3	523-1146	.456	243-363	.669	490	924	1414	7.5	200	337-0	158	141	50	1290	6.9	25

Three-point FG: '96-97, 1-17 (.059); '97-98, 0-4 (.000); '98-99, 0-8 (.000). Total, 1-29 (.034)

GREEN, GERALD #8

6-8 GUARD • GULF SHORES ACADEMY (TEXAS) '05 • BORN 1/26/86 • FREE AGENT SIGNEE 7/2/08 • COMPLETED CONTRACT 5/09

								- REBOUNDS -										
YEAR	GP-GS	MIN	AVG	FGM-FGA	PCT	FTM-FTA	PCT	OFF	DEF	TOT	AVG	AST	PF-D	STL	TO	BLK	PTS	AVG	HI
08-09	38-12	376	9.9	79-180	.439	27-32	.844	14	40	54	1.4	15	51-0	10	33	5	199	5.2	17

Three-point FG: 14-46 (.304)

NBA PLAYOFF STATISTICS

YEAR	GP-GS	MIN	AVG	FGM-FGA	PCT	FTM-FTA	PCT	OFF	DEF	TOT	AVG	AST	PF-D	STL	TO	BLK	PTS	AVG	HI
08-09	6-0	26	4.3	4-14	.286	2-4	.500	0	2	2	0.3	0	4-0	1	2	0	11	1.8	5

Three-point FG: 1-5 (.200)

GREEN, JOSH #8

6-5 GUARD • ARIZONA • BORN 11/16/00 • D-2020 1ST RND (18TH OVERALL) • TRADED TO CHARLOTTE IN A SIX-TEAM TRADE IN EXCHANGE FOR KLAY THOMPSON AND A 2025 2ND ROUND PICK 7/6/24

								- REBOUNDS -										
YEAR	GP-GS	MIN	AVG	FGM-FGA	PCT	FTM-FTA	PCT	OFF	DEF	TOT	AVG	AST	PF-D	STL	TO	BLK	PTS	AVG	HI
20-21	39-5	445	11.4	42-93	.452	13-23	.565	28	50	78	2.0	28	35-0	16	17	3	101	2.6	8
21-22	67-3	1039	15.5	130-256	.508	31-45	.689	52	109	161	2.4	79	115-0	45	44	14	319	4.8	18
22-23	60-21	1539	25.7	205-382	.537	68-94	.723	55	127	182	3.0	103	156-1	42	72	5	546	9.1	29
23-24	57-33	1505	26.4	179-374	.479	39-57	.684	40	144	184	3.2	130	107-0	47	60	9	469	8.2	21
TOT	223-62	4528	20.3	556-1105	.503	151-219	.689	175	430	605	2.7	340	413-0	150	193	31	1435	6.4	29

Three-point FG: '20-21, 4-25 (.160); '21-22, 28-78 (.359); '22-23, 68-169 (402); '23-24, 72-187 (.385) Total, 172-459 (.375)

NBA PLAYOFF STATISTICS

YEAR	GP-GS	MIN	AVG	FGM-FGA	PCT	FTM-FTA	PCT	OFF	DEF	TOT	AVG	AST	PF-D	STL	TO	BLK	PTS	AVG	HI
20-21	1-0	4	4.0	0-0	---	0-0	---	0	0	1	0.0	0	0-0	0	0	0	0	0.0	0
21-22	16-0	121	7.6	8-28	.286	2-8	.250	1	11	12	0.8	7	16-0	5	0	0	23	1.4	12
23-24	22-0	399	18.1	36-85	.424	14-19	.737	21	35	56	2.5	23	29-0	17	7	3	109	5.0	14
TOT	39-0	524	13.4	44-113	.389	16-277	.593	22	46	68	1.7	30	45-0	22	7	3	132	3.4	14

THREE-POINT FG: '20-21, None Attempted; '21-22, 5-22 (227); '23-24, 23-59 (.390) Total, 28-81 (.346)

GRIFFIN, ADRIAN #7/44

6-5 GUARD/FORWARD • SETON HALL '96 • BORN 7/4/74 • FREE AGENT SIGNEE 7/27/01 • COMPLETED CONTRACT 5/30/03 • FREE AGENT SIGNEE 11/28/05 • COMPLETED CONTRACT 6/30/06

								- REBOUNDS -										
YEAR	GP-GS	MIN	AVG	FGM-FGA	PCT	FTM-FTA	PCT	OFF	DEF	TOT	AVG	AST	PF-D	STL	TO	BLK	PTS	AVG	HI
01-02	58-34	1383	23.8	179-359	.499	41-49	.837	68	161	229	3.9	106	142-2	75	42	12	415	7.2	23
02-03	74-48	1373	18.6	146-337	.433	27-32	.844	88	176	264	3.6	105	157-0	77	47	6	325	4.4	17
05-06	52-45	1245	23.9	98-204	.480	41-53	.774	75	152	227	4.4	89	113-1	51	39	9	237	4.6	14
TOT	184-127	4001	21.7	423-900	.470	109-134	.813	231	489	720	3.9	300	412-3	203	128	27	977	5.3	23

Three-point FG: '01-02, 16-54 (.296); '02-03, 6-24 (.250); '05-06, 0-2 (.000). Total, 22-80 (.275)

NBA PLAYOFF STATISTICS

YEAR	GP-GS	MIN	AVG	FGM-FGA	PCT	FTM-FTA	PCT	OFF	DEF	TOT	AVG	AST	PF-D	STL	TO	BLK	PTS	AVG	HI
01-02	4-1	57	14.3	10-17	.588	0-2	.000	2	7	9	2.3	4	6-0	2	3	1	20	5.0	14
02-03	15-2	131	8.7	17-41	.415	2-2	1.000	17	27	44	2.9	8	24-0	4	9	0	37	2.5	15
05-06	20-8	349	17.5	32-59	.542	7-8	.875	28	43	71	3.6	24	42-0	15	11	2	71	3.6	13
TOTAL	39-11	537	13.8	59-117	.504	9-13	.692	47	77	124	3.2	36	72-0	21	23	3	128	3.3	15

Three-point FG: '01-02, 0-2 (.000; '02-03, 1-3 (.333). Total, 1-5 (.200)

HAMMONS, A.J. #20

7-0 CENTER • PURDUE • BORN 8/27/92 • D-2016 2ND RND (46TH OVERALL) • TRADED TO MIAMI FOR JOSH MCROBERTS, A FUTURE SECOND-ROUND PICK AND CASH CONSIDERATIONS 7/7/17

								- REBOUNDS -										
YEAR	GP-GS	MIN	AVG	FGM-FGA	PCT	FTM-FTA	PCT	OFF	DEF	TOT	AVG	AST	PF-D	STL	TO	BLK	PTS	AVG	HI
16-17	22-0	163	7.4	17-42	.405	9-20	.450	8	28	36	1.6	4	21-0	1	10	13	48	2.2	9

Three-point FG: 5-10 (.500)

HARDAWAY JR., TIM #11 (2018-2023), #10 (2023-24)

6-5 FORWARD/GUARD • MICHIGAN • BORN 3/16/92 • ACQUIRED FROM NEW YORK WITH TREY BURKE, COURTNEY LEE AND KRISTAPS PORZINGIS FOR DEANDRE JORDAN, WESLEY MATTHEWS, DENNIS SMITH JR. AND TWO FIRST-ROUND DRAFT PICKS 2/1/19 • RE-SIGNED 8/9/21 • TRADED WITH THREE SECOND-ROUND DRAFT PICKS TO DETROIT FOR QUENTIN GRIMES 7/6/24

								- REBOUNDS -											
YEAR	GP-GS	MIN	AVG	FGM-FGA	PCT	FTM-FTA	PCT	OFF	DEF	TOT	AVG	AST	PF-D	STL	TO	BLK	PTS	AVG	HI
18-19	19-17	558	29.4	108-267	.404	33-43	.767	7	54	61	3.2	37	35-0	12	24	2	294	15.5	24
19-20	71-58	2091	29.5	384-884	.434	149-182	.819	25	207	232	3.3	137	125-0	41	69	5	1121	15.8	33
20-21	70-31	1985	28.4	407-911	.447	142-174	.816	20	209	229	3.3	126	111-0	31	64	11	1163	16.6	42
21-22	42-20	1245	29.6	209-530	.394	78-103	.757	13	143	156	3.7	92	74-0	38	34	6	598	14.2	29
22-23	71-45	2152	30.3	340-847	.401	127-165	.770	21	230	251	3.5	129	120-0	49	60	12	1019	14.4	31
23-24	79-12	2150	26.8	392-976	.402	144-169	.852	22	232	254	3.2	139	106-0	42	69	6	1139	14.4	41
TOT	352-183	10181	29.0	1840-4415	.413	673-978	.797	108	1075	1183	3.4	660	847-0	213	320	42	5334	15.2	42

Three-point FG: '18-19, 45-140 (.321); '19-20, 204-513 (.398); '20-21, 207-529 (.391); '21-22, 102-304 (.336); '22-23, 212-550 (.385); '23-24, 211-597 (.353); Total, 981-2633 (.373)

NBA PLAYOFF STATISTICS

YEAR	GP-GS	MIN	AVG	FGM-FGA	PCT	FTM-FTA	PCT	OFF	DEF	TOT	AVG	AST	PF-D	STL	TO	BLK	PTS	AVG	HI
19-20	6-6	204	34.0	40-95	.421	8-11	.727	3	18	21	3.5	11	16-0	2	3	0	107	17.8	22
20-21	7-7	262	37.4	42-101	.416	12-16	.750	5	18	23	3.3	10	17-0	3	6	0	119	17.0	28
23-24	14-0	178	12.7	22-58	.379	4-8	.500	2	23	25	1.8	5	10-0	5	2	1	61	4.4	17
TOT	27-13	644	28.0	104-254	.405	24-35	.686	10	59	69	2.6	26	43-0	10	11	1	287	10.6	28

Three-point FG: '19-20, 19-54 (.352); '20-21, 23-57 (.404); '23-24, 13-37 (.379); Total, .55-148 (.372)

HARDAWAY SR., TIM #10

6-0 GUARD • TEXAS-EL PASO '89 • BORN 9/1/66 • ACQUIRED FROM MIAMI FOR A SECOND-ROUND DRAFT CHOICE 8/22/01 • TRADED WITH JUWAN HOWARD, DONNELL HARVEY AND A 2002 FIRST-ROUND DRAFT CHOICE TO DENVER FOR TARIQ ABDUL-WAHAD, AVERY JOHNSON, RAEF LAFRENTZ AND NICK VAN EXEL 2/21/02

								- REBOUNDS -											
YEAR	GP-GS	MIN	AVG	FGM-FGA	PCT	FTM-FTA	PCT	OFF	DEF	TOT	AVG	AST	PF-D	STL	TO	BLK	PTS	AVG	HI
01-02	54-2	1276	23.6	179-494	.362	65-78	.833	13	84	97	1.8	201	84-0	40	73	8	518	9.6	21

Three-point FG: 95-279 (.341)

HARPER, DEREK #12

6-4 GUARD • D-1983 1ST RND (11TH OVERALL) • ILLINOIS '84 • BORN 9/13/61 • TRADED TO NEW YORK FOR TONY CAMPBELL AND THE KNICKS 1997 FIRST-ROUND CHOICE 1/6/94 • FREE AGENT SIGNEE 7/26/96 • TRADED TO ORLANDO WITH ED O'BANNON FOR DENNIS SCOTT AND $500,000 9/2/97

								- REBOUNDS -											
YEAR	GP-GS	MIN	AVG	FGM-FGA	PCT	FTM-FTA	PCT	OFF	DEF	TOT	AVG	AST	PF-D	STL	TO	BLK	PTS	AVG	HI
83-84	82-1	1712	20.9	200-451	.443	66-98	.673	53	119	172	239	2.9	143-0	95	111	21	469	5.7	19
84-85	82-1	2218	27.0	329-633	.520	111-154	.721	47	152	199	360	4.4	194-1	144	123	37	790	9.6	22
85-86	79-39	2150	27.2	390-730	.534	171-229	.747	75	151	226	416	5.3	166-1	153	144	23	963	12.2	26
86-87	77-76	2556	33.2	497-993	.501	160-234	.684	51	148	199	609	7.9	195-0	167	138	25	1230	16.0	31
87-88	82-82	3032	37.0	536-1167	.459	261-344	.759	71	175	246	634	7.7	164-0	168	190	35	1393	17.0	35
88-89	81-81	2968	36.6	538-1127	.477	229-284	.806	46	182	228	570	7.0	219-3	172	205	41	1404	17.3	38
89-90	82-82	3007	36.7	567-1161	.488	250-315	.794	54	190	244	609	7.4	224-1	187	207	26	1473	18.0	42
90-91	77-77	2879	37.4	572-1226	.467	286-391	.731	59	174	233	548	7.1	222-1	147	177	14	1519	19.7	34
91-92	65-64	2252	34.6	448-1011	.443	198-261	.759	49	121	170	373	5.7	150-0	101	154	17	1152	17.7	38
92-93	62-60	2108	34.0	393-939	.419	239-316	.756	42	81	123	334	5.4	145-1	80	136	16	1126	18.2	35
93-94	28-28	893	31.9	130-342	.380	28-50	.560	10	45	55	98	3.5	46-0	45	54	4	325	11.6	33
96-97	75-29	2210	29.5	299-674	.444	95-128	.742	30	107	137	321	4.3	144-0	92	132	12	753	10.0	29
TOT	872-620	27985	32.1	4899-10454	.468	2094-2902	.722	587	1645	2232	5111	5.7	2012-8	1841	1728	271	12597	14.4	42

Three-point FG: '83-84, 3-26 (.115); '84-85, 21-61 (.344); '85-86, 12-51 (.235); '86-87, 76-212 (.358); '87-88, 60-192 (.313); '88-89, 99-278 (.356); '89-90, 89-240 (.371); '90-91, 89-246 (.362); '91-92, 58-186 (.312); '92-93, 101-257 (.393); '93-94, 37-105 (.352); '96-97, 60-176 (.341). Total, 705-2030 (.347)

NBA PLAYOFF STATISTICS

YEAR	GP-GS	MIN	AVG	FGM-FGA	PCT	FTM-FTA	PCT	OFF	DEF	TOT	AVG	AST	PF-D	STL	TO	BLK	PTS	AVG	HI
83-84	10-0	226	22.6	21-54	.389	5-7	.714	8	12	20	28	2.8	16-0	11	6	2	50	5.0	14
84-85	4-0	132	33.0	10-21	.476	5-7	.714	1	11	12	20	5.0	12-0	6	4	1	26	6.5	10
85-86	10-10	348	34.8	57-107	.533	12-16	.750	13	6	19	76	7.6	27-0	23	23	0	134	13.4	24
86-87	4-4	123	30.8	20-40	.500	24-30	.800	2	10	12	27	6.8	7-0	7	5	0	66	16.5	30
87-88	17-17	602	35.4	89-202	.441	43-59	.729	11	32	43	121	7.1	44-0	32	32	5	230	13.5	35
89-90	3-3	119	39.7	21-48	.438	11-16	.688	2	6	8	23	7.7	13-0	4	12	0	58	19.3	24
TOT	48-34	1550	32.8	218-472	.462	100-135	.741	37	77	114	295	6.2	119-0	83	82	8	564	11.8	35

Three-point FG: '83-84, 3-8 (.375); '84-85, 1-3 (.333); '85-86, 8-14 (.571); '86-87, 2-9, (.222); '87-88, 9-36 (.250); '89-90, 5-16 (.313). Total, 28-86 (.326)

HARRINGTON, ADAM #21

6-5 GUARD • AUBURN '02 • BORN 7/5/80 • FREE AGENT SIGNEE 9/30/02 • WAIVED 1/7/03

								- REBOUNDS -											
YEAR	GP-GS	MIN	AVG	FGM-FGA	PCT	FTM-FTA	PCT	OFF	DEF	TOT	AVG	AST	PF-D	STL	TO	BLK	PTS	AVG	HI
02-03	13-0	37	2.8	4-17	.235	2-2	1.000	0	2	2	0.2	2	2-0	1	2	1	11	0.8	5

Three-point FG: 1-3 (.333)

HARRIS, DEVIN #34 (2004-08; 2015-19), #20 (2013-15)

6-3 GUARD • WISCONSIN • BORN 2/27/83 • DRAFT RIGHTS ACQUIRED FROM WASHINGTON WITH CHRISTIAN LAETTNER AND JERRY STACKHOUSE FOR ANTAWN JAMISON AND CASH CONSIDERATIONS 6/24/04 • TRADED TO NEW JERSEY WITH DESAGANA DIOP, TRENTON HASSELL, MAURICE AGER, KEITH VAN HORN AND TWO FIRST ROUND PICKS FOR JASON KIDD, MALIK ALLEN AND ANTOINE WRIGHT 2/19/08 • RETURNED TO DALLAS AS FREE AGENT SIGNEE 7/31/13 • RE-SIGNED 7/7/14 • AS PART OF A THREE-TEAM TRADE, TRADED FROM DALLAS TO DENVER IN A DEAL THAT SENT DOUG MCDERMOTT FROM NEW YORK TO DALLAS, EMMANUEL MUDIAY FROM DENVER TO NEW YORK, A 2018 SECOND ROUND PICK FROM THE KNICKS TO THE NUGGETS, AND A 2018 SECOND ROUND PICK FROM THE NUGGETS TO THE MAVERICKS (2/8/18) • RETURNED TO MAVERICKS AS FREE AGENT SIGNEE 7/8/18 • COMPLETED CONTRACT 6/30/19

								- REBOUNDS -											
YEAR	GP-GS	MIN	AVG	FGM-FGA	PCT	FTM-FTA	PCT	OFF	DEF	TOT	AVG	AST	PF-D	STL	TO	BLK	PTS	AVG	HI
04-05	76-19	1173	15.4	157-366	.429	78-103	.757	28	74	102	1.3	169	139-0	77	82	19	436	5.7	17
05-06	56-4	1275	22.8	190-405	.469	169-236	.716	26	99	125	2.2	177	121-2	53	84	16	554	9.9	22
06-07	80-61	2081	26.0	292-593	.492	215-216	.824	45	151	196	2.2	296	242-5	96	146	21	813	10.2	24
07-08	39-39	1184	30.4	187-387	.483	161-196	.821	17	74	91	2.3	206	127-0	56	93	2	560	14.4	25
13-14	40-0	818	20.4	96-254	.378	92-115	.800	8	77	85	2.1	178	72-1	28	59	2	315	7.9	20
14-15	76-3	1685	22.2	219-524	.418	132-162	.815	13	122	135	1.8	237	147-2	78	85	14	665	8.8	21
15-16	64-0	1280	20.0	167-374	.447	101-140	.721	18	120	138	2.2	118	124-1	60	66	13	487	7.6	19
16-17	65-0	1087	16.7	136-341	.399	107-129	.829	11	116	127	2.0	136	101-0	43	57	7	437	6.7	17
17-18	44-1	807	18.3	118-284	.415	93-112	.830	9	76	85	1.9	85	103-1	33	49	8	373	8.5	17
18-19	68-2	1071	15.7	132-347	.380	102-134	.761	12	100	112	1.6	122	133-0	35	56	16	428	6.3	20
TOT	608-129	12461	20.5	1694-3875	.437	1250-1588	.787	187	1009	1196	2.8	1724	1309-12	559	777	118	5068	8.3	25

Three-point FG: '04-05, 44-131 (.336); '05-06, 5-21 (.238); '06-07, 14-50 (.280); '07-08, 25-70 (.357); '13-14, 31-101 (.307); '14-15, 95-266 (.357); '15-16, 52-158 (.329); '16-17, 58-177 (.328); '17-18, 44-125 (.352); '18-19, 62-200 (.310). Total, 430-1299 (.331)

NBA PLAYOFF STATISTICS

YEAR	GP-GS	MIN	AVG	FGM-FGA	PCT	FTM-FTA	PCT	OFF	DEF	TOT	AVG	AST	PF-D	STL	TO	BLK	PTS	AVG	HI
04-05	9-0	80	8.9	7-16	.438	6-9	.667	0	11	11	1.2	11	5-0	4	10	1	22	2.4	6
05-06	23-15	558	24.3	82-171	.480	52-74	.703	15	24	39	1.7	50	69-0	18	42	3	216	9.4	30
06-07	6-6	163	27.2	31-63	.492	14-19	.737	1	11	12	2.0	30	23-0	6	9	1	79	13.2	16
13-14	7-0	176	25.2	31-66	.470	7-8	.875	1	16	17	2.4	27	13-0	2	11	2	80	11.4	19
14-15	4-0	74	18.4	8-23	.348	8-9	.889	1	7	8	2.0	4	10-0	2	4	0	24	6.0	10
15-16	5-0	121	24.1	15-30	.500	5-10	.500	1	13	14	2.8	8	16-0	3	3	0	39	7.8	12
TOT	54-21	1172	21.7	174-369	.471	92-129	.713	19	82	101	1.9	130	136-0	35	79	7	460	8.5	30

Three-point FG: '04-05, 2-6 (.333); '05-06, 0-8 (.000); '06-07, 3-10 (.300); '13-14, 11-25 (.440); '14-15, 0-11 (.000); '15-16, 4-13 (.308). Total, 20-73 (.274)

HARRIS, LUCIOUS #30

6-5 GUARD • D-1993 2ND RND (28TH OVERALL) • LONG BEACH STATE '93 • BORN 12/18/70 • RIGHTS RENOUNCED 7/17/96

								- REBOUNDS -											
YEAR	GP-GS	MIN	AVG	FGM-FGA	PCT	FTM-FTA	PCT	OFF	DEF	TOT	AVG	AST	PF-D	STL	TO	BLK	PTS	AVG	HI
93-94	77-0	1165	15.1	162-385	.421	87-119	.731	45	112	157	2.0	106	117-0	49	78	10	418	5.4	20
94-95	79-31	1695	21.5	280-610	.459	136-170	.800	85	135	220	2.8	132	105-0	58	77	14	751	9.5	31
95-96	61-1	1016	16.7	183-397	.461	68-87	.782	41	81	122	2.0	79	56-0	35	46	3	481	7.9	19
TOT	217-32	3876	17.9	625-1392	.449	291-376	.774	171	328	499	2.3	317	278-0	142	201	27	1650	7.6	31

Three-point FG: '93-94, 7-33 (.212); '94-95, 55-142 (.387); '95-96, 47-125 (.376); Total, 109-300 (.363)

HARRIS, MANNY #6

6-5 GUARD • MICHIGAN • BORN 9/21/89 • SIGNED TO A 10-DAY CONTRACT 3/9/17 • SIGNED TO A SECOND 10-DAY CONTRACT 3/19/17 • COMPLETED SECOND 10-DAY CONTRACT 3/29/17

								- REBOUNDS -											
YEAR	GP-GS	MIN	AVG	FGM-FGA	PCT	FTM-FTA	PCT	OFF	DEF	TOT	AVG	AST	PF-D	STL	TO	BLK	PTS	AVG	HI
16-17	4-0	25	6.2	3-15	.200	2-4	.500	3	6	9	2.3	2	1-0	0	2	0	8	2.0	5

Three-point FG: 0-2 (.000).

HARRISON, AARON #9

6-6 GUARD • KENTUCKY • BORN 10/28/94 • SIGNED TO A 10-DAY CONTRACT 3/22/18 • SIGNED FOR THE REMAINDER OF THE SEASON 4/1/18 • COMPLETED CONTRACT 6/30/18

								- REBOUNDS -											
YEAR	GP-GS	MIN	AVG	FGM-FGA	PCT	FTM-FTA	PCT	OFF	DEF	TOT	AVG	AST	PF-D	STL	TO	BLK	PTS	AVG	HI
17-18	9-3	233	25.9	19-69	.275	13-17	.765	4	20	24	2.7	11	27-0	9	3	2	60	6.7	16

Three-point FG: 9-43 (.209)

HARVEY, DONNELL #1

6-8 FORWARD • FLORIDA '03 • BORN 8/26/80 • ACQUIRED FROM NEW YORK WITH JOHN WALLACE FOR ERICK STRICKLAND AND THE DRAFT RIGHTS TO PETE MICKEAL 6/28/00 • TRADED WITH TIM HARDAWAY, JUWAN HOWARD AND A 2002 FIRST-ROUND DRAFT CHOICE TO DENVER FOR TARIQ ABDUL-WAHAD, AVERY JOHNSON, RAEF LAFRENTZ AND NICK VAN EXEL 2/21/02

								- REBOUNDS -											
YEAR	GP-GS	MIN	AVG	FGM-FGA	PCT	FTM-FTA	PCT	OFF	DEF	TOT	AVG	AST	PF-D	STL	TO	BLK	PTS	AVG	HI
00-01	18-0	65	3.6	8-14	.571	6-16	.375	6	14	20	1.1	2	15-0	3	7	1	22	1.2	5
01-02	18-0	162	9.0	14-26	.538	10-22	.455	12	34	46	2.6	5	27-0	4	8	5	38	2.1	12
TOT	36-0	227	6.3	22-40	.550	16-38	.421	18	48	66	1.8	7	42-0	7	15	6	60	1.7	12

Three-point FG: None Attempted.

HASSELL, TRENTON #23

6-5 FORWARD • AUSTIN PEAY '02 • BORN 3/4/79 • ACQUIRED FROM MINNESOTA FOR GREG BUCKNER 9/28/07 • TRADED TO NEW JERSEY WITH DESAGANA DIOP, DEVIN HARRIS, MAURICE AGER, KEITH VAN HORN AND TWO FIRST-ROUND PICKS FOR JASON KIDD, MALIK ALLEN AND ANTOINE WRIGHT 2/19/08

								- REBOUNDS -											
YEAR	GP-GS	MIN	AVG	FGM-FGA	PCT	FTM-FTA	PCT	OFF	DEF	TOT	AVG	AST	PF-D	STL	TO	BLK	PTS	AVG	HI
07-08	37-6	463	12.5	37-80	.463	1-2	.500	11	33	44	1.2	26	55-0	9	14	1	76	2.1	10

Three-point FG: 1-4 (.250)

HASSETT, JOE #10

6-5 GUARD • DISPERSAL CHOICE FROM INDIANA • PROVIDENCE '77 • BORN 9/11/55 • WAIVED 11/17/80

								- REBOUNDS -										
YEAR	GP-GS	MIN	AVG	FGM-FGA	PCT	FTM-FTA	PCT	OFF	DEF	TOT	AVG	AST	PF-D	STL	TO	BLK	PTS	AVG	HI
80-81	17-0	280	16.5	59-142	.415	10-13	.769	11	14	25	1.5	18	21-0	5	11	0	138	8.1	15

Three-point FG: 10-40 (.250)

HAYWOOD, BRENDAN #33

7-0 CENTER • NORTH CAROLINA • BORN 2/7/73 • ACQUIRED FROM WASHINGTON ALONG WITH CARON BUTLER, DESHAWN STEVENSON AND CASH CONSIDERATIONS FOR JOSH HOWARD, DREW GOODEN, QUINTON ROSS AND JAMES SINGLETON 2/13/10 • RE-SIGNED 7/9/10 • WAIVED AND DESIGNATED AS TEAM'S AMNESTY PLAYER 7/12/12

								- REBOUNDS -										
YEAR	GP-GS	MIN	AVG	FGM-FGA	PCT	FTM-FTA	PCT	OFF	DEF	TOT	AVG	AST	PF-D	STL	TO	BLK	PTS	AVG	HI
09-10	28-19	741	26.5	88-156	.564	50-87	.575	78	130	208	7.4	25	64-1	8	32	57	226	6.0	15
10-11	72-8	1331	18.5	128-223	.574	64-177	.362	129	247	376	5.2	19	146-0	16	51	74	320	4.4	12
11-12	54-54	1146	21.2	118-228	.518	45-96	.469	139	185	324	6.0	19	121-0	24	46	54	281	5.2	18
TOT	154-81	3218	20.9	334-607	.550	159-360	.442	346	562	908	5.9	63	331-1	48	129	185	827	5.4	18

THREE-POINT FG: '09-10, 0-1 (.000); '10-11, 0-1 (.000); '11-12, NONE ATTEMPTED. TOTAL, 0-2 (.000)

NBA PLAYOFF STATISTICS

YEAR	GP-GS	MIN	AVG	FGM-FGA	PCT	FTM-FTA	PCT	OFF	DEF	TOT	AVG	AST	PF-D	STL	TO	BLK	PTS	AVG	HI
09-10	6-2	139	23.2	12-21	.571	12-20	.600	18	19	37	6.2	3	14-0	7	3	10	36	6.0	10
10-11	18-0	275	15.3	18-31	.581	20-43	.465	34	39	73	4.1	4	48-0	2	13	18	56	3.1	9
11-12	4-4	61	15.3	4-14	.286	5-8	.625	7	6	13	3.3	1	8-0	1	2	2	13	3.3	4
TOT	28-6	475	17.0	34-66	.515	37-71	.521	59	64	123	4.4	8	70-0	10	18	30	105	3.8	10

Three-point FG: None Attempted.

HENDERSON, ALAN #50

6-9 FORWARD • INDIANA '95 • BORN 12/2/72 • ACQUIRED FROM ATLANTA WITH JASON TERRY AND A FUTURE FIRST-ROUND PICK FOR TONY DELK AND ANTOINE WALKER 8/4/04 • TRADED WITH CALVIN BOOTH AND CASH CONSIDERATIONS TO MILWAUKEE FOR KEITH VAN HORN 2/24/05 • FREE AGENT SIGNEE 3/1/05 • COMPLETED CONTRACT 5/30/05

								- REBOUNDS -										
YEAR	GP-GS	MIN	AVG	FGM-FGA	PCT	FTM-FTA	PCT	OFF	DEF	TOT	AVG	AST	PF-D	STL	TO	BLK	PTS	AVG	HI
04-05	78-10	1203	15.4	116-220	.527	41-76	.539	164	184	348	4.5	21	149-1	29	49	37	273	3.5	12

Three-point FG: 0-2 (.000)

NBA PLAYOFF STATISTICS

YEAR	GP-GS	MIN	AVG	FGM-FGA	PCT	FTM-FTA	PCT	OFF	DEF	TOT	AVG	AST	PF-D	STL	TO	BLK	PTS	AVG	HI
04-05	9-0	66	10.2	8-14	.571	2-2	1.000	11	6	17	1.9	0	15-0	2	2	2	18	2.0	4

Three-point FG: None Attempted.

HODGE, DONALD #35

7-0 CENTER • D-1991 2ND RND (33RD OVERALL) • TEMPLE '92 • BORN 2/25/69 • WAIVED 2/19/96

								- REBOUNDS -										
YEAR	GP-GS	MIN	AVG	FGM-FGA	PCT	FTM-FTA	PCT	OFF	DEF	TOT	AVG	AST	PF-D	STL	TO	BLK	PTS	AVG	HI
91-92	51-27	1058	20.7	163-328	.497	100-150	.667	118	157	275	5.4	39	128-2	25	75	23	426	8.4	24
92-93	79-8	1267	16.0	161-400	.403	71-104	.683	93	201	294	3.7	75	204-2	33	90	37	393	5.0	14
93-94	50-0	428	8.6	46-101	.455	44-52	.846	46	49	95	1.9	32	66-1	15	30	13	136	2.7	12
94-95	54-0	633	11.7	83-204	.407	39-51	.765	40	82	122	2.3	41	107-1	10	39	14	209	3.9	13
95-96	13-0	113	8.7	9-24	.375	0-0	--	9	13	22	1.7	4	26-0	1	2	8	18	1.4	8
TOT	247-35	3499	14.2	462-1057	.437	254-357	.711	306	502	808	3.3	191	531-6	84	236	95	1182	4.8	24

Three-point FG: '91-92, None Attempted; '92-93, None Attempted; '93-94, None Attempted; '94-95, 4-14 (.286); '95-96, None Attempted. Total, 4-14 (.286)

HOLIDAY, JUSTIN #0

6-6 GUARD/FORWARD • WASHINGTON • BORN 4/5/89 • SIGNED BY DALLAS 2/15/23 •COMPLETED CONTRACT 6/30/23

								- REBOUNDS -										
YEAR	GP-GS	MIN	AVG	FGM-FGA	PCT	FTM-FTA	PCT	OFF	DEF	TOT	AVG	AST	PF-D	STL	TO	BLK	PTS	AVG	HI
22-23	18-2	295	16.4	29-79	.367	5-8	.625	3	29	32	1.8	16	31-0	14	10	9	79	4.4	15

Three-point FG: 16-56 (.286)

HOLLINS, RYAN #1

7-0 CENTER • UCLA '06 • BORN 10/10/84 • ACQUIRED WITH MATT CARROLL FROM CHARLOTTE FOR DESAGANA DIOP 1/16/09 • COMPLETED CONTRACT 5/09

								- REBOUNDS -										
YEAR	GP-GS	MIN	AVG	FGM-FGA	PCT	FTM-FTA	PCT	OFF	DEF	TOT	AVG	AST	PF-D	STL	TO	BLK	PTS	AVG	HI
08-09	27-2	260	9.6	31-59	.525	17-33	.515	27	34	61	2.3	3	44-2	4	14	15	44	2.9	13

Three-point FG: None Attempted.

NBA PLAYOFF STATISTICS

YEAR	GP-GS	MIN	AVG	FGM-FGA	PCT	FTM-FTA	PCT	OFF	DEF	TOT	AVG	AST	PF-D	STL	TO	BLK	PTS	AVG	HI
08-09	9-0	84	9.3	8-14	.571	6-10	.600	9	15	24	2.7	1	22-0	1	4	4	22	2.	8

Three-point FG: None Attempted.

HOLMES, RICHAUN #20

6-9 CENTER/FORWARD • BOWLING GREEN • BORN 10/15/93 • ACQUIRED WITH DRAFT RIGHTS TO OLIVIER-MAXENCE PROSPER FROM SACRAMENTO 7/6/23• TRADED WITH A 1ST-ROUND PICK TO WASHINGTON IN EXCHANGE FOR DANIEL GAFFORD 2/8/24

								- REBOUNDS -										
YEAR	GP-GS	MIN	AVG	FGM-FGA	PCT	FTM-FTA	PCT	OFF	DEF	TOT	AVG	AST	PF-D	STL	TO	BLK	PTS	AVG	HI
23-24	23-2	237	10.3	33-59	.559	12-21	.571	33	45	78	3.4	15	33-0	3	12	9	78	3.4	16

Three-point FG: None Attempted.

HOPSON, SCOTTY #32

6-7 GUARD/FORWARD • TENNESSEE • BORN 8/8/89 • SIGNED TO A 10-DAY CONTRACT 2/26/18 • COMPLETED 10-DAY CONTRACT 3/7/18

								- REBOUNDS -											
YEAR	GP-GS	MIN	AVG	FGM-FGA	PCT	FTM-FTA	PCT	OFF	DEF	TOT	AVG	AST	PF-D	STL	TO	BLK	PTS	AVG	HI
17-18	1-0	8	8.4	0-1	.000	1-2	.500	0	0	0	0.0	1	0-0	0	1	0	1	1.0	1

Three-point FG: None Attempted.

HOWARD, BRIAN #41

6-7 FORWARD • NORTH CAROLINA STATE '90 • BORN 10/19/67 • FREE AGENT SIGNEE 2/3/92 • COMPLETED CONTRACT 4/93

								- REBOUNDS -											
YEAR	GP-GS	MIN	AVG	FGM-FGA	PCT	FTM-FTA	PCT	OFF	DEF	TOT	AVG	AST	PF-D	STL	TO	BLK	PTS	AVG	HI
91-92	27-0	318	11.8	54-104	.519	22-31	.710	17	34	51	1.9	14	55-2	11	15	8	131	4.9	14
92-93	68-22	1295	19.0	183-414	.442	72-94	.766	66	146	212	3.1	67	217-8	55	68	34	439	6.5	18
TOT	95-22	1613	17.0	237-518	.458	94-125	.752	83	180	263	2.8	81	272-10	66	83	42	570	6.0	18

Three-point FG: '91-92, 1-2 (.500); '92-93, 1-7 (.143). Total, 2-9 (.222)

HOWARD, JOSH #5

6-7 GUARD/FORWARD • WAKE FOREST '03 • BORN 4/28/80 • DRAFTED BY DALLAS IN THE FIRST-ROUND (29TH OVERALL) OF THE 2003 NBA DRAFT • TRADED TO WASHINGTON ALONG WITH DREW GOODEN, QUINTON ROSS AND JAMES SINGLETON FOR CARON BUTLER, BRENDAN HAYWOOD, DESHAWN STEVENSON AND CASH CONSIDERATIONS 2/13/10

								- REBOUNDS -											
YEAR	GP-GS	MIN	AVG	FGM-FGA	PCT	FTM-FTA	PCT	OFF	DEF	TOT	AVG	AST	PF-D	STL	TO	BLK	PTS	AVG	HI
03-04	67-29	1589	23.7	229-532	.430	97-138	.703	149	219	368	5.5	97	168-6	69	67	54	575	8.6	19
04-05	76-76	2446	32.2	377-793	.475	170-232	.733	169	315	484	6.4	109	211-3	116	122	49	958	12.6	30
05-06	59-58	1915	32.5	350-743	.471	196-267	.734	123	248	371	6.3	111	167-2	68	79	26	923	15.6	29
06-07	70-69	2455	35.1	493-1075	.459	243-294	.827	130	345	475	6.8	127	180-2	82	123	56	1321	18.9	30
07-08	76-76	2757	36.3	567-1247	.455	312-384	.813	120	412	532	7.0	164	202-1	59	114	32	1513	19.9	47
08-09	52-51	1663	32.0	353-783	.451	172-220	.782	59	204	263	5.1	83	135-1	55	89	30	936	18.0	31
09-10	31-9	827	25.7	137-342	.401	94-119	.790	26	86	112	3.6	44	78-0	23	43	9	388	12.5	25
TOT	431-368	13652	31.7	2506-5515	.454	1284-1654	.776	776	1829	2605	6.0	735	1141-15	472	637	256	6614	15.3	47

Three-point FG: '03-04, 20-66 (.303); '04-05, 34-115 (.296); '05-06, 27-63 (.429); '06-07, 92-239 (.385);'07-08, 67-210 (.319); '08-09, 58-168 (.345); '09-10, 20-75 (.267). Total, 318-936 (.340)

NBA PLAYOFF STATISTICS

YEAR	GP-GS	MIN	AVG	FGM-FGA	PCT	FTM-FTA	PCT	OFF	DEF	TOT	AVG	AST	PF-D	STL	TO	BLK	PTS	AVG	HI
03-04	5-0	86	17.2	8-36	.222	10-11	.909	17	15	32	6.4	4	12-0	6	7	6	27	5.4	11
04-05	13-13	428	32.9	78-155	.503	41-55	.745	33	63	96	7.4	24	60-3	11	28	7	201	15.5	29
05-06	23-23	824	35.8	140-309	.453	80-99	.808	41	130	171	7.4	32	85-1	23	52	14	384	16.7	27
06-07	6-6	248	41.3	51-99	.515	19-27	.704	15	44	59	9.8	17	22-1	13	12	5	128	21.3	21
07-08	5-5	171	34.2	21-72	.292	20-25	.800	12	23	35	7.0	7	10-0	2	9	2	63	12.6	29
08-09	10-10	295	29.5	56-128	.438	38-49	.776	10	41	51	5.1	13	24-0	9	21	4	158	15.8	28
TOT	62-57	2052	33.1	354-799	.443	208-266	.782	128	316	444	7.2	97	213-5	64	129	38	961	15.5	29

THREE-POINT FG: '03-04, 1-5 (.200); '04-05, 4-16 (.250); '05-06, 24-65 (.369); '06-07, 7-18 (.389);'07-08, 1-10 (.100); '08-09, 8-32 (.250). TOTAL, 45-146 (.308)

NBA ALL-STAR STATISTICS

YEAR	SITE	GP-GS	MIN	FGM-FGA	PCT	FTM-FTA	PCT	OFF	DEF	TOT	AST	PF-D	ST	TO	BLK	PTS	AVG
2007	LV	1-0	20	1-3	.333	1-2	.500	1	3	4	3	1-0	0	2	0	3	3.0
TOT		1-0	20	1-3	.333	1-2	.500	1	3	4	3	1-0	0	2	0	3	3.0

Three-point FG: '07, 0-1 (.000). Total, 0-1 (.000)

HOWARD, JUWAN #5/55

6-9 FORWARD • MICHIGAN '95 • BORN 2/7/73 • ACQUIRED FROM WASHINGTON WITH CALVIN BOOTH AND OBINNA EKEZIE FOR CHRISTIAN LAETTNER, HUBERT DAVIS, LOY VAUGHT, COURTNEY ALEXANDER, ETAN THOMAS AND CASH 2/22/01 • FREE AGENT SIGNEE 11/1/07 • TRADED WITH TIM HARDAWAY, DONNELL HARVEY AND A 2002 FIRST-ROUND DRAFT CHOICE TO DENVER FOR TARIQ ABDUL-WAHAD, AVERY JOHNSON, RAEF LAFRENTZ AND NICK VAN EXEL 2/21/02 • COMPLETED CONTRACT 5/08

								- REBOUNDS -											
YEAR	GP-GS	MIN	AVG	FGM-FGA	PCT	FTM-FTA	PCT	OFF	DEF	TOT	AVG	AST	PF-D	STL	TO	BLK	PTS	AVG	HI
00-01	27-27	993	36.8	191-391	.488	99-127	.780	50	143	193	7.1	70	106-1	29	73	16	481	17.8	32
01-02	53-44	1659	31.3	270-585	.462	144-191	.754	138	252	390	7.4	93	170-1	28	78	30	684	12.9	36
07-08	50-0	353	7.1	23-64	.359	11-14	.786	21	60	81	1.6	17	62-0	5	17	2	57	1.1	6
TOT	130-71	3005	23.1	484-1040	.465	254-332	.765	209	455	664	5.1	180	338-2	62	168	48	1222	9.4	36

Three-point FG: '00-01, 0-3 (.000); '01-02, 0-1 (.000). Total, 0-4 (.000)

NBA PLAYOFF STATISTICS

YEAR	GP-GS	MIN	AVG	FGM-FGA	PCT	FTM-FTA	PCT	OFF	DEF	TOT	AVG	AST	PF-D	STL	TO	BLK	PTS	AVG	HI
00-01	10-10	391	39.1	49-136	.360	36-45	.800	29	54	83	8.3	14	38-0	6	14	5	134	13.4	19
07-08	3-0	11	3.7	0-2	.000	1-4	.250	0	0	0	0.0	1	2-0	0	0	0	1	0.3	1
TOT	13-10	402	30.9	49-138	.355	37-49	.755	29	54	83	8.3	15	40-0	6	14	5	135	10.4	19

THREE-POINT FG: None Attempted.

HUGHES, RICK #3

6-9 FORWARD • THOMAS MORE '96 • BORN 8/22/73 • FREE AGENT SIGNEE 11/4/99 • WAIVED 1/5/00

								- REBOUNDS -											
YEAR	GP-GS	MIN	AVG	FGM-FGA	PCT	FTM-FTA	PCT	OFF	DEF	TOT	AVG	AST	PF-D	STL	TO	BLK	PTS	AVG	HI
99-00	21-0	224	10.7	35-72	.486	12-26	.462	24	25	49	2.3	9	30-0	3	14	1	82	3.9	13

Three-point FG: 0-1 (.000)

HUMPHRIES, KRIS #43

6-9 FORWARD • MINNESOTA '07 • BORN 2/6/85 • ACQUIRED FROM TORONTO WITH SHAWN MARION, NATHAN JAWAI AND CASH CONSIDERATIONS IN A DEAL THAT ALSO SENT ANTOINE WRIGHT AND DEVEAN GEORGE TO TORONTO AND GREG BUCKNER TO DALLAS FROM MEMPHIS FOR JERRY STACKHOUSE AND CASH CONSIDERATIONS, A SECOND-ROUND PICK AND CASH CONSIDERATIONS FROM TORONTO TO MEMPHIS, AND HEDO TURKOGLU FROM ORLANDO TO TORONTO FOR CASH CONSIDERATIONS FROM DALLAS AND TORONTO • TRADED TO NEW JERSEY ALONG WITH SHAWNE WILLIAMS IN EXCHANGE FOR EDUARD NAJERA

								- REBOUNDS -										
YEAR	GP-GS	MIN	AVG	FGM-FGA	PCT	FTM-FTA	PCT	OFF	DEF	TOT	AVG	AST	PF-D	STL	TO	BLK	PTS	AVG	HI
09-10	25-0	315	12.6	53-115	.461	25-44	.568	38	57	95	3.8	7	43-0	7	13	11	131	5.2	15

Three-point FG: None Attempted.

HUSTON, GEOFF #20

6-2 GUARD • DISPERSAL CHOICE FROM NEW YORK • TEXAS TECH '79 • BORN 11/8/57 • TRADED TO CLEVELAND WITH 1983 THIRD-ROUND CHOICE FOR 1985 FIRST-ROUND CHOICE AND CHAD KINCH 2/7/81

								- REBOUNDS -										
YEAR	GP-GS	MIN	AVG	FGM-FGA	PCT	FTM-FTA	PCT	OFF	DEF	TOT	AVG	AST	PF-D	STL	TO	BLK	PTS	AVG	HI
80-81	56-56	1892	33.8	385-789	.488	128-185	.692	33	66	99	4.9	277	113-1	45	148	6	899	16.1	29

Three-point FG: 1-4 (.250)

IUZZOLINO, MIKE #55 (1991-92), #13 (1992-93)

5-11 GUARD • D-1991 2ND RND (35TH OVERALL) • ST. FRANCIS (PA.) '91 • BORN 1/22/68 • COMPLETED CONTRACT 4/93

								- REBOUNDS -										
YEAR	GP-GS	MIN	AVG	FGM-FGA	PCT	FTM-FTA	PCT	OFF	DEF	TOT	AVG	AST	PF-D	STL	TO	BLK	PTS	AVG	HI
91-92	52-21	1280	24.6	160-355	.451	107-128	.836	27	71	98	1.9	194	79-0	33	92	1	486	9.3	23
92-93	70-23	1769	25.3	221-478	.462	114-149	.765	31	109	140	2.0	328	101-0	49	129	6	610	8.7	23
TOT	122-44	3049	25.0	381-833	.457	221-277	.798	58	180	238	2.0	522	180-0	82	221	7	1096	9.0	23

Three-point FG: '91-92, 59-136 (.434); '92-93, 54-144 (.375). Total, 113-280 (.404)

IWUNDU, WES #25

6-6 FORWARD • KANSAS STATE '17 • BORN 12/20/94 • FREE AGENT SIGNEE 12/1/20 • TRADED WITH JAMES JOHNSON, A 2ND ROUND PICK AND CASH TO NEW ORLEANS IN EXCHANGE FOR J.J. REDICK AND NICOLÒ MELLI 3/25/21

								- REBOUNDS -										
YEAR	GP-GS	MIN	AVG	FGM-FGA	PCT	FTM-FTA	PCT	OFF	DEF	TOT	AVG	AST	PF-D	STL	TO	BLK	PTS	AVG	HI
20-21	23-3	288	12.5	17-52	.327	12-14	.857	6	38	44	1.9	10	26-0	9	6	3	49	2.1	9

Three-point FG: '20-21, 3-23 (.130).

JACKSON, JIM #24

6-6 GUARD • D-1992 1ST RND (4TH OVERALL) • OHIO STATE '93 • BORN 10/14/70 • TRADED TO NEW JERSEY WITH SAM CASSELL, CHRIS GATLING, GEORGE MCCLOUD AND ERIC MONTROSS FOR SHAWN BRADLEY, ED O'BANNON, ROBERT PACK AND KHALID REEVES 2/17/97

								- REBOUNDS -										
YEAR	GP-GS	MIN	AVG	FGM-FGA	PCT	FTM-FTA	PCT	OFF	DEF	TOT	AVG	AST	PF-D	STL	TO	BLK	PTS	AVG	HI
92-93	28-28	938	33.5	184-466	.395	68-92	.739	42	80	122	4.4	131	80-0	40	115	11	457	16.3	32
93-94	82-82	3066	37.4	637-1432	.445	285-347	.821	169	219	388	4.7	374	161-0	87	334	25	1576	19.2	37
94-95	51-51	1982	38.9	484-1026	.472	306-380	.805	120	140	260	5.1	191	92-0	28	160	12	1309	25.7	50
95-96	82-82	2820	34.4	569-1308	.435	345-418	.825	173	237	410	5.0	235	165-0	47	191	22	1604	19.6	38
96-97	46-46	1676	36.4	260-588	.442	148-188	.787	81	146	227	4.9	156	113-0	57	107	15	714	15.5	28
TOT	289-289	10482	36.3	2134-4820	.443	1152-1425	.808	585	822	1407	4.9	1087	611-0	259	907	85	5660	19.6	50

Three-point FG: '92-93, 21-73 (.288); '93-94, 17-60 (.283); '94-95, 35-110 (.318); '95-96, 121-333 (.363); '96-97, 46-139 (.331). Total, 240-715 (.336)

JACKSON, JUSTIN #44

6-7 FORWARD • NORTH CAROLINA • BORN 3/28/95 • ACQUIRED WITH ZACH RANDOLPH FROM SACRAMENTO IN EXCHANGE FOR HARRISON BARNES 2/7/19 • TRADED ALONG WITH A 2023 SECOND ROUND PICK (BEST FROM EITHER DALLAS OR MIAMI) AND A 2026 SECOND ROUND DRAFT FROM DALLAS TO OKLAHOMA CITY IN A THREE-TEAM DEAL WHICH SAW THE MAVERICKS SEND DELON WRIGHT TO DETROIT AND THE PISTONS DEAL TREVOR ARIZA TO THE THUNDER.

								- REBOUNDS -										
YEAR	GP-GS	MIN	AVG	FGM-FGA	PCT	FTM-FTA	PCT	OFF	DEF	TOT	AVG	AST	PF-D	STL	TO	BLK	PTS	AVG	HI
18-19	29-11	531	18.3	92-190	.484	21-29	.724	19	47	66	2.3	28	32-0	9	7	1	237	8.2	24
19-20	65-3	1045	16.1	135-341	.396	42-50	.840	27	127	154	2.4	52	69-0	15	14	10	360	5.5	19
TOT	94-14	1576	16.8	227-531	.427	63-79	.797	46	174	220	2.3	80	101-0	24	21	11	597	6.4	24

Three-point FG: '18-19, 32-86 (.372), '19-20, 48-163 (.294). Total, 80-249 (.321)

NBA PLAYOFF STATISTICS

YEAR	GP-GS	MIN	AVG	FGM-FGA	PCT	FTM-FTA	PCT	OFF	DEF	TOT	AVG	AST	PF-D	STL	TO	BLK	PTS	AVG	HI
19-20	3-0	16	5.3	1-6	.167	2-4	.500	0	3	3	1.0	0	1-0	0	0	0	4	1.3	3

Three-point FG: '19-20, 0-3 (.000).

JACKSON, MYRON #6

6-3 GUARD • D-1986 4TH RND (85TH OVERALL) • ARK. – LITTLE ROCK '86 • BORN 5/6/64 • WAIVED 12/22/86

								- REBOUNDS -										
YEAR	GP-GS	MIN	AVG	FGM-FGA	PCT	FTM-FTA	PCT	OFF	DEF	TOT	AVG	AST	PF-D	STL	TO	BLK	PTS	AVG	HI
86-87	8-0	22	2.8	2-9	.222	7-8	.875	1	2	3	0.8	6	1-0	1	5	0	11	1.4	3

Three-point FG: None Attempted.

JACKSON, PIERRE #55

5-11 GUARD • BAYLOR • BORN 8/29/91 • FREE AGENT SIGNEE 12/27/16 • WAIVED 1/6/17 • SIGNED TO A 10-DAY CONTRACT 1/15/17 • SIGNED TO A SECOND 10-DAY CONTRACT 1/25/17 • RELEASED FROM 10-DAY CONTRACT 1/28/17

								- REBOUNDS -											
YEAR	GP-GS	MIN	AVG	FGM-FGA	PCT	FTM-FTA	PCT	OFF	DEF	TOT	AVG	AST	PF-D	STL	TO	BLK	PTS	AVG	HI
16-17	9-1	84	9.4	13-39	.333	6-7	.857	1	8	9	1.0	19	5-0	2	3	0	35	3.9	10

Three-point FG: 3-11 (.273)

JACKSON, RANDELL #43

6-11 FORWARD • FLORIDA STATE '99 • BORN 1/16/76 • FREE AGENT SIGNEE 11/1/99 • WAIVED 12/19/99

								- REBOUNDS -											
YEAR	GP-GS	MIN	AVG	FGM-FGA	PCT	FTM-FTA	PCT	OFF	DEF	TOT	AVG	AST	PF-D	STL	TO	BLK	PTS	AVG	HI
99-00	1-0	1	1.0	0-0	---	0-0	---	0	0	0	0.0	0	0-0	0	0	0	0	0.0	0

Three-point FG: None Attempted.

JAMES, BERNARD #5 (2012-14), #55 (2014-15)

6-10 CENTER • FLORIDA STATE • BORN 2/7/85 • DRAFT RIGHTS ACQUIRED FROM CLEVELAND, ALONG WITH DRAFT RIGHTS TO JARED CUNNINGHAM AND JAE CROWDER, IN EXCHANGE FOR KELENNA AZUBUIKE AND THE DRAFT RIGHTS TO TYLER ZELLER 6/28/12 • WAIVED 7/19/13 • RE-SIGNED 7/26/13 • RE-SIGNED 9/3/14 • WAIVED 10/25/14 • SIGNED TO A 10-DAY CONTRACT 2/11/15 • SIGNED TO A SECOND 10-DAY CONTRACT 2/21/15 • SIGNED FOR THE REMAINDER OF THE SEASON 3/3/15 • COMPLETED CONTRACT 6/30/15

								- REBOUNDS -											
YEAR	GP-GS	MIN	AVG	FGM-FGA	PCT	FTM-FTA	PCT	OFF	DEF	TOT	AVG	AST	PF-D	STL	TO	BLK	PTS	AVG	HI
12-13	46-11	457	9.9	53-103	.515	25-41	.610	52	79	131	2.8	6	64-0	12	18	38	131	2.8	12
13-14	30-0	146	4.9	11-23	.478	6-11	.545	15	27	42	1.4	3	24-0	3	10	8	28	0.9	7
14-15	16-2	158	9.9	12-27	.444	20-23	.870	18	21	39	2.4	4	17-0	2	6	15	44	2.8	9
TOT	92-13	761	8.3	76-153	.497	51-75	.680	85	127	212	2.3	13	105-0	17	34	61	203	2.2	12

Three-point FG: '12-13, 0-2 (.000); '13-14, 0-1 (.000); '14-15, None Attempted. Total, 0-3 (.000)

NBA PLAYOFF STATISTICS

YEAR	GP-GS	MIN	AVG	FGM-FGA	PCT	FTM-FTA	PCT	OFF	DEF	TOT	AVG	AST	PF-D	STL	TO	BLK	PTS	AVG	HI
13-14	2-0	8	4.0	0-0	---	0-0	---	1	0	1	0.5	0	0-0	1	0	0	0	0.0	0
14-15	1-0	2	2.0	0-0	---	0-0	---	0	0	0	0.0	0	0-0	0	0	0	0	0.0	0

THREE-POINT FG: None Attempted.

JAMES, MIKE #13

6-2 GUARD • DUQUESNE • BORN 6/23/75 • SIGNED TO A 10-DAY CONTRACT BY DALLAS 1/8/13 • SIGNED TO A SECOND 10-DAY CONTRACT BY DALLAS 1/18/13 • SIGNED FOR THE REMAINDER OF THE SEASON BY DALLAS 1/28/13 • CONTRACT EXPIRED 6/30/13

								- REBOUNDS -											
YEAR	GP-GS	MIN	AVG	FGM-FGA	PCT	FTM-FTA	PCT	OFF	DEF	TOT	AVG	AST	PF-D	STL	TO	BLK	PTS	AVG	HI
12-13	45-23	862	19.2	101-271	.373	23-29	.793	9	63	72	19.2	139	95-1	26	55	3	273	6.1	19

Three-point FG: 48-125 (.384)

JAMISON, ANTAWN #33

6-9 FORWARD • NORTH CAROLINA '99 • BORN 6/12/76 • ACQUIRED FROM GOLDEN STATE WITH DANNY FORTSON, CHRIS MILLS AND JIRI WELSCH FOR EVAN ESCHMEYER, AVERY JOHNSON, POPEYE JONES, ANTOINE RIGAUDEAU AND NICK VAN EXEL 8/18/03 • TRADED TO WASHINGTON WITH CASH CONSIDERATIONS FOR CHRISTIAN LAETTNER, JERRY STACKHOUSE AND THE DRAFT RIGHTS TO DEVIN HARRIS 6/24/04

								- REBOUNDS -											
YEAR	GP-GS	MIN	AVG	FGM-FGA	PCT	FTM-FTA	PCT	OFF	DEF	TOT	AVG	AST	PF-D	STL	TO	BLK	PTS	AVG	HI
03-04	82-2	2376	29.0	488-913	.535	220-294	.748	233	287	520	6.3	70	174-2	83	81	30	1212	14.8	26

Three-point FG: 16-40 (.400)

NBA PLAYOFF STATISTICS

YEAR	GP-GS	MIN	AVG	FGM-FGA	PCT	FTM-FTA	PCT	OFF	DEF	TOT	AVG	AST	PF-D	STL	TO	BLK	PTS	AVG	HI
03-04	5-0	109	21.8	26-57	.456	11-15	.733	15	10	25	50	2	15-0	5	5	2	65	13.0	20

THREE-POINT FG: 2-8 (.250)

JEELANI, ABDUL (GARY COLE) #11

6-8 FORWARD • DISPERSAL CHOICE FROM PORTLAND • WISCONSIN (PARKSIDE '76) • BORN 2/10/54 • WAIVED 10/5/81

								- REBOUNDS -											
YEAR	GP-GS	MIN	AVG	FGM-FGA	PCT	FTM-FTA	PCT	OFF	DEF	TOT	AVG	AST	PF-D	STL	TO	BLK	PTS	AVG	HI
80-81	66-12	1108	16.8	187-440	.425	179-220	.814	83	147	230	3.5	65	123-2	44	87	31	553	8.4	31

Three-point FG: 0-1 (.000)

JEFFERSON, RICHARD #24

6-7 FORWARD • ARIZONA • BORN 6/21/80 • FREE AGENT SIGNEE 7/21/14 • COMPLETED CONTRACT 6/30/15

								- REBOUNDS -											
YEAR	GP-GS	MIN	AVG	FGM-FGA	PCT	FTM-FTA	PCT	OFF	DEF	TOT	AVG	AST	PF-D	STL	TO	BLK	PTS	AVG	HI
14-15	74-18	1244	16.8	144-324	.444	78-114	.684	25	158	183	2.5	61	115-0	32	52	11	432	5.8	24

Three-point FG: 66-155 (.426)

NBA PLAYOFF STATISTICS

YEAR	GP-GS	MIN	AVG	FGM-FGA	PCT	FTM-FTA	PCT	OFF	DEF	TOT	AVG	AST	PF-D	STL	TO	BLK	PTS	AVG	HI
14-15	4-2	51	12.7	5-14	.357	2-2	1.000	0	2	2	0.5	1	9-0	2	3	0	15	3.8	7

Three-point FG: 3-8 (.375)

JENKINS, JOHN #12

6-4 GUARD • VANDERBILT • BORN 3/6/91 • FREE AGENT SIGNEE 7/24/15 • WAIVED 2/22/16

								- REBOUNDS -										
YEAR	GP-GS	MIN	AVG	FGM-FGA	PCT	FTM-FTA	PCT	OFF	DEF	TOT	AVG	AST	PF-D	STL	TO	BLK	PTS	AVG	HI
15-16	21-1	193	9.2	29-70	.414	8-9	.889	4	18	22	1.1	9	11-0	3	11	0	69	3.3	17

Three-point FG: 3-19 (.158)

JOHNSON, ANTHONY #8

6-3 GUARD • COLLEGE OF CHARLESTON '97 • BORN 10/2/74 • ACQUIRED FROM INDIANA FOR DARRELL ARMSTRONG, JOSH POWELL AND RAWLE MARSHALL 6/24/06 • TRADED TO ATLANTA FOR A 2007 SECOND-ROUND PICK 2/22/07

								- REBOUNDS -										
YEAR	GP-GS	MIN	AVG	FGM-FGA	PCT	FTM-FTA	PCT	OFF	DEF	TOT	AVG	AST	PF-D	STL	TO	BLK	PTS	AVG	HI
06-07	40-0	562	14.1	60-146	.416	21-29	.724	13	35	48	1.2	78	68-0	16	31	1	152	3.8	11

Three-point FG: 11-29 (.379)

JOHNSON, AVERY #5 (2001-02), #6 (2002-03)

5-11 GUARD • SOUTHERN '88 • BORN 3/25/65 • ACQUIRED FROM DENVER WITH TARIQ ABDUL-WAHAD, RAEF LAFRENTZ AND NICK VAN EXEL FOR TIM HARDAWAY, DONNELL HARVEY, JUWAN HOWARD AND A 2002 FIRST-ROUND DRAFT CHOICE 2/21/02 • TRADED TO GOLDEN STATE WITH EVAN ESCHMEYER, POPEYE JONES, ANTOINE RIGAUDEAU AND NICK VAN EXEL FOR DANNY FORTSON, ANTAWN JAMISON, CHRIS MILLS AND JIRI WELSCH 8/18/03 • FREE AGENT SIGNEE 9/30/04 • ANNOUNCED RETIREMENT 10/28/04

								- REBOUNDS -										
YEAR	GP-GS	MIN	AVG	FGM-FGA	PCT	FTM-FTA	PCT	OFF	DEF	TOT	AVG	AST	PF-D	STL	TO	BLK	PTS	AVG	HI
01-02	17-0	152	8.9	21-49	.429	12-17	.706	0	5	5	0.3	28	17-0	5	9	1	54	3.2	15
02-03	48-0	430	9.0	63-150	.420	30-39	.769	10	21	31	0.6	64	26-0	15	29	1	156	3.3	12
TOT	65-0	582	9.0	84-199	.422	42-56	.750	10	26	37	0.6	92	43-0	20	38	2	210	3.2	15

Three-point FG: '01-02, None Attempted; '02-03, 0-2 (.000). Total, 0-2 (.000)

JONES, ANTHONY #21

6-6 GUARD • NEVADA-LAS VEGAS '86 • BORN 9/13/62 • FREE AGENT SIGNEE 1/22/89 • COMPLETED CONTRACT 5/90 • RIGHTS RENOUNCED 6/27/90

								- REBOUNDS -										
YEAR	GP-GS	MIN	AVG	FGM-FGA	PCT	FTM-FTA	PCT	OFF	DEF	TOT	AVG	AST	PF-D	STL	TO	BLK	PTS	AVG	HI
88-89	25-0	131	5.2	24-64	.375	12-14	.857	10	10	20	0.8	13	13-0	9	4	2	64	2.6	8
89-90	66-0	650	9.8	72-194	.371	47-69	.681	33	49	82	1.2	29	77-0	32	42	16	195	3.0	13
TOT	91-0	781	8.6	96-258	.372	59-83	.711	43	59	102	1.1	42	90-0	41	46	18	259	2.8	13

Three-point FG: '88-89, 4-15 (.267); '89-90, 4-13 (.308). Total, 8-28 (.286)

NBA PLAYOFF STATISTICS

YEAR	GP-GS	MIN	AVG	FGM-FGA	PCT	FTM-FTA	PCT	OFF	DEF	TOT	AVG	AST	PF-D	STL	TO	BLK	PTS	AVG	HI
89-90	1-0	3	3.0	0-0	—	0-0	—	0	0	0	0.0	0	0-0	0	0	0	0	0.0	0

THREE-POINT FG: None Attempted.

JONES, CARLIK #23

6-1 GUARD • LOUISVILLE '21 • BORN 12/23/97 • SIGNED 10-DAY CONTRACT 12/23/21 • COMPLETED CONTRACT 12/31/21

								- REBOUNDS -										
YEAR	GP-GS	MIN	AVG	FGM-FGA	PCT	FTM-FTA	PCT	OFF	DEF	TOT	AVG	AST	PF-D	STL	TO	BLK	PTS	AVG	HI
21-22	3-0	19	6.3	0-7	.000	2-2	1.000	1	2	3	0.6	5	0-0	1	3	0	2	0.7	2

Three-point FG: None Attempted.

JONES, DAHNTAY #30

6-6 GUARD/FORWARD • DUKE • BORN 12/27/80 • ACQUIRED FROM INDIANA ALONG WITH DARREN COLLISON IN EXCHANGE FOR IAN MAHINMI 7/12/12 • TRADED TO ATLANTA IN EXCHANGE FOR ANTHONY MORROW 2/21/13

								- REBOUNDS -										
YEAR	GP-GS	MIN	AVG	FGM-FGA	PCT	FTM-FTA	PCT	OFF	DEF	TOT	AVG	AST	PF-D	STL	TO	BLK	PTS	AVG	HI
12-13	50-15	635	12.7	50-140	.357	66-82	.805	13	57	70	1.4	28	73-0	10	22	5	174	3.5	12

Three-point FG: 8-37 (.216)

JONES, DAMON #11

6-3 GUARD • HOUSTON '98 • BORN 8/25/76 • FREE AGENT SIGNEE 12/2/99 • COMPLETED CONTRACT 5/00

								- REBOUNDS -										
YEAR	GP-GS	MIN	AVG	FGM-FGA	PCT	FTM-FTA	PCT	OFF	DEF	TOT	AVG	AST	PF-D	STL	TO	BLK	PTS	AVG	HI
99-00	42-0	416	9.9	55-154	.357	25-39	.641	12	27	39	1.4	57	21-0	12	25	1	165	3.9	18

Three-point FG: 30-91 (.330)

JONES JR., DERRICK #55

6-6 FORWARD • UNLV • BORN 2/15/97 • FREE AGENT SIGNEE 8/18/23 • COMPLETED CONTRACT 6/17

								- REBOUNDS -										
YEAR	GP-GS	MIN	AVG	FGM-FGA	PCT	FTM-FTA	PCT	OFF	DEF	TOT	AVG	AST	PF-D	STL	TO	BLK	PTS	AVG	HI
23-24	76-66	1783	23.5	239-495	.483	97-136	.713	82	168	250	3.3	75	121-0	53	65	51	657	8.6	18

Three-point FG: 82-239 (.343)

NBA PLAYOFF STATISTICS

YEAR	GP-GS	MIN	AVG	FGM-FGA	PCT	FTM-FTA	PCT	OFF	DEF	TOT	AVG	AST	PF-D	STL	TO	BLK	PTS	AVG	HI
23-24	22-22	647	29.4	77-160	.481	22-30	.733	33	43	76	3.5	1.2	54-0	11	18	21	200	9.1	22

THREE-POINT FG: 24-65 (.369)

JONES, DOMINIQUE #20

6-5 GUARD • SOUTH FLORIDA • BORN 10/15/88 • ACQUIRED FROM MEMPHIS IN EXCHANGE FOR CASH CONSIDERATIONS 6/24/10 • WAIVED 3/9/13

								- REBOUNDS -										
YEAR	GP-GS	MIN	AVG	FGM-FGA	PCT	FTM-FTA	PCT	OFF	DEF	TOT	AVG	AST	PF-D	STL	TO	BLK	PTS	AVG	HI
10-11	18-0	136	7.6	14-45	.311	14-17	.824	6	19	25	1.4	19	7-0	5	10	3	42	2.3	13
11-12	33-1	271	8.2	29-73	.397	29-37	.784	9	35	44	1.3	42	28-0	10	28	5	88	2.7	12
12-13	29-3	338	11.7	40-109	.367	35-53	.660	18	27	45	1.6	83	29-0	14	38	2	116	4.0	15
TOT	80-4	745	9.3	83-227	.366	78-107	.729	33	81	114	1.4	144	64-0	29	76	10	246	3.1	15

Three-point FG: '10-11, 0-4 (.000); '11-12, 1-8 (.125); '12-13, 1-9 (.111). Total, 2-21 (.095)

JONES, EDDIE #6

6-6 GUARD • TEMPLE '94 • BORN 10/21/71 • FREE AGENT SIGNEE 8/6/07 • TRADED TO INDIANA WITH TWO SECOND-ROUND PICKS FOR SHAWNE WILLIAMS 10/10/08

								- REBOUNDS -										
YEAR	GP-GS	MIN	AVG	FGM-FGA	PCT	FTM-FTA	PCT	OFF	DEF	TOT	AVG	AST	PF-D	STL	TO	BLK	PTS	AVG	HI
07-08	47-33	922	19.6	66-180	.367	10-14	.714	18	114	132	2.8	69	72-0	26	29	8	176	3.7	17

Three-point FG: 34-116 (.293)

NBA PLAYOFF STATISTICS

YEAR	GP-GS	MIN	AVG	FGM-FGA	PCT	FTM-FTA	PCT	OFF	DEF	TOT	AVG	AST	PF-D	STL	TO	BLK	PTS	AVG	HI
07-08	3-0	22	7.3	2-6	.333	1-1	1.000	0	3	3	1.0	1	3-0	1	1	0	6	2.0	2

Three-point FG: 1-4 (.250)

JONES, JALEN #21

6-7 FORWARD • TEXAS A&M • BORN 5/27/93 • AWARDED TWO-WAY CONTRACT VIA WAIVER CLAIM 1/10/18 • WAIVED 7/13/18

								- REBOUNDS -										
YEAR	GP-GS	MIN	AVG	FGM-FGA	PCT	FTM-FTA	PCT	OFF	DEF	TOT	AVG	AST	PF-D	STL	TO	BLK	PTS	AVG	HI
17-18	12-0	162	13.5	25-63	.397	10-17	.588	13	22	35	2.9	4	20-0	5	8	1	69	5.8	16

Three-point FG: 9-25 (.360)

JONES, POPEYE #54

6-8 FORWARD • MURRAY STATE '92 • BORN 6/17/70 • ACQUIRED FROM HOUSTON FOR THE RIGHTS TO ERIC RILEY 6/30/93 • FREE AGENT SIGNEE10/20/02 • TRADED TO TORONTO WITH NEW YORK'S 1997 FIRST-ROUND PICK AND A CONDITIONAL RIGHT TO FLIP PICKS WITH MINNESOTA'S 1997 OR 1998 FIRST-ROUND PICK FOR JIMMY KING AND SECOND ROUND PICKS IN EITHER '97 AND '98 OR '98 AND '99 7/23/96 • TRADED TO GOLDEN STATE WITH EVAN ESCHMEYER, AVERY JOHNSON, ANTOINE RIGAUDEAU AND NICK VAN EXEL FOR DANNY FORTSON, ANTAWN JAMISON, CHRIS MILLS AND JIRI WELSCH 8/18/03

								- REBOUNDS -										
YEAR	GP-GS	MIN	AVG	FGM-FGA	PCT	FTM-FTA	PCT	OFF	DEF	TOT	AVG	AST	PF-D	STL	TO	BLK	PTS	AVG	HI
93-94	81-47	1773	21.9	195-407	.479	78-107	.729	299	306	605	7.5	99	246-2	61	94	31	468	5.8	16
94-95	80-80	2385	29.8	372-839	.443	80-124	.645	329	515	844	10.6	163	267-5	35	124	27	825	10.3	25
95-96	68-68	2322	34.1	327-733	.446	102-133	.767	260	477	737	10.8	132	262-8	54	109	27	770	11.3	24
02-03	26-0	222	8.5	24-62	.387	5-11	.455	29	30	59	2.3	8	31-0	5	15	0	53	2.0	11
TOT	255-195	6702	26.3	918-2041	.450	265-375	.707	917	1328	2245	8.8	402	806-15	155	342	85	2116	8.3	25

Three-point FG: '93-94, 0-1 (.000); '94-95, 1-12 (.083); '95-96, 14-39 (.359); '02-03, None Attempted. Total, 15-52 (.288)

JORDAN, DEANDRE #6

6-11 CENTER • TEXAS A&M • BORN 7/21/88 • FREE AGENT SIGNEE 7/6/18 • TRADED WITH DENNIS SMITH JR., WESLEY MATTHEWS AND TWO FUTURE FIRST ROUND PICKS TO NEW YORK IN EXCHANGE FOR KRISTAPS PORZINGIS, TIM HARDAWAY JR., COURTNEY LEE AND TREY BURKE 1/31/19

								- REBOUNDS -										
YEAR	GP-GS	MIN	AVG	FGM-FGA	PCT	FTM-FTA	PCT	OFF	DEF	TOT	AVG	AST	PF-D	STL	TO	BLK	PTS	AVG	HI
18-19	50-50	1554	31.1	208-323	.644	135-198	.682	161	525	686	13.7	99	125-1	33	111	53	551	11.0	22

Three-point FG: None Attempted.

KAMAN, CHRIS #35

7-0 CENTER • CENTRAL MICHIGAN • BORN 4/28/82 • FREE AGENT SIGNEE 7/13/12 • COMPLETED CONTRACT 6/30/13

								- REBOUNDS -										
YEAR	GP-GS	MIN	AVG	FGM-FGA	PCT	FTM-FTA	PCT	OFF	DEF	TOT	AVG	AST	PF-D	STL	TO	BLK	PTS	AVG	HI
12-13	66-52	1369	20.7	313-617	.507	67-85	.788	97	275	372	5.6	51	141-1	29	103	52	693	10.5	26

Three-point FG: 0-1 (.000)

KEA, CLARENCE #53

6-6 FORWARD • D-1980 8TH RND (169TH OVERALL) • LAMAR '80 • BORN 2/2/59 • WAIVED 10/8/80 • FREE AGENT SIGNEE 2/10/81 • WAIVED 10/26/81 • FREE AGENT SIGNEE 12/22/81 • WAIVED 10/9/82

								- REBOUNDS -										
YEAR	GP-GS	MIN	AVG	FGM-FGA	PCT	FTM-FTA	PCT	OFF	DEF	TOT	AVG	AST	PF-D	STL	TO	BLK	PTS	AVG	HI
80-81	16-0	199	12.4	37-81	.457	43-62	.694	28	39	67	4.2	5	44-2	6	16	1	117	7.3	22
81-82	35-0	248	7.1	26-49	.531	29-42	.690	26	35	61	1.7	14	55-0	4	16	3	81	2.3	10
TOT	51-0	447	8.8	63-130	.485	72-104	.692	54	74	128	2.5	19	99-2	10	32	4	198	3.9	22

Three-point FG: '80-81, 0-1 (.000); '81-82, None Attempted. Total, 0-1 (.000)

KEELING, HAROLD #43

6-2 GUARD • D-1985 3RD RND (63RD OVERALL) • SANTA CLARA '85 • BORN 9/18/63 • WAIVED 10/18/85 • FREE AGENT SIGNEE 1/3/86 • COMPLETED CONTRACT 6/19/86

								- REBOUNDS -										
YEAR	GP-GS	MIN	AVG	FGM-FGA	PCT	FTM-FTA	PCT	OFF	DEF	TOT	AVG	AST	PF-D	STL	TO	BLK	PTS	AVG	HI
85-86	20-0	75	3.8	17-39	.436	10-14	.714	3	3	6	0.5	10	9-0	7	7	0	44	2.2	7

Three-point FG: None Attempted.

NBA PLAYOFF STATISTICS

YEAR	GP-GS	MIN	AVG	FGM-FGA	PCT	FTM-FTA	PCT	OFF	DEF	TOT	AVG	AST	PF-D	STL	TO	BLK	PTS	AVG	HI
85-86	1-0	1	1.0	0-0	—	0-0	—	0	0	0	0.0	0	0-0	0	0	0	0	0.0	0

Three-point FG: None Attempted.

KIDD, JASON #5 (1994-97), #2 (2007-12)

6-4 GUARD • CALIFORNIA • BORN 3/23/73 • DRAFTED BY DALLAS IN THE FIRST ROUND (SECOND OVERALL) OF THE 1994 NBA DRAFT • TRADED WITH TONY DUMAS AND LOREN MEYER TO PHOENIX FOR SAM CASSELL, MICHAEL FINLEY, A.C. GREEN AND A SECOND ROUND DRAFT PICK 12/26/96 • ACQUIRED BY DALLAS WITH MALIK ALLEN AND ANTOINE WRIGHT IN EXCHANGE FOR DEVIN HARRIS, TRENTON HASSELL, KEITH VAN HORN, MAURICE AGER, DESAGANA DIOP AND TWO FIRST ROUND DRAFT PICKS 2/19/08 • RE-SIGNED BY DALLAS AS A FREE AGENT 7/11/09 • COMPLETED CONTRACT 6/30/12

								- REBOUNDS -										
YEAR	GP-GS	MIN	AVG	FGM-FGA	PCT	FTM-FTA	PCT	OFF	DEF	TOT	AVG	AST	PF-D	STL	TO	BLK	PTS	AVG	HI
94-95	79-79	2668	33.8	330-857	.385	192-275	.698	152	278	430	5.4	607	146-0	151	250	24	922	11.7	38
95-96	81-81	3034	37.5	493-1293	.381	229-331	.692	203	350	553	6.8	783	155-0	175	328	26	1348	16.6	37
96-97	22-22	791	36.0	75-203	.369	46-69	.667	30	60	90	4.1	200	42-0	45	66	8	217	9.9	25
07-08	29-29	1011	34.9	104-244	.426	44-54	.815	36	152	188	6.5	276	75-0	62	81	11	287	9.9	27
08-09	81-81	2886	35.6	257-618	.416	86-105	.819	85	415	500	6.2	702	168-1	160	185	39	731	9.0	24
09-10	80-80	2881	36.0	284-671	.423	80-99	.808	48	397	445	5.6	724	142-0	146	195	35	824	10.3	26
10-11	80-80	2653	33.2	215-596	.361	67-77	.870	35	316	351	4.4	655	119-0	134	179	29	630	7.9	21
11-12	48-48	1379	28.7	99-273	.363	22-28	.786	15	183	198	4.1	264	83-0	82	91	10	299	6.2	15
TOT	500-500	17,303	34.6	1857-4755	.391	766-1038	.738	604	2151	2755	5.5	4211	930-1	954	1375	182	5258	10.5	38

Three-point FG: '94-95, 70-257 (.272); '95-96, 133-396 (.336); '96-97, 21-65 (.323); '07-08, 35-76 (.461); '08-09, 131-323 (.406); '09-10, 176-414 (.425); '10-11, 133-391 (.340); '11-12, 79-223 (.354). Total, 778-2145 (.363)

NBA PLAYOFF STATISTICS

YEAR	GP-GS	MIN	AVG	FGM-FGA	PCT	FTM-FTA	PCT	OFF	DEF	TOT	AVG	AST	PF-D	STL	TO	BLK	PTS	AVG	HI
07-08	5-5	180	36.0	16-38	.421	5-8	.625	8	24	32	6.4	34	12-0	7	9	2	43	8.6	14
08-09	10-10	386	38.6	38-83	.458	17-20	.850	7	51	58	5.8	59	24-0	22	20	3	114	11.4	19
09-10	6-6	243	40.5	14-46	.304	11-12	.917	6	35	41	6.8	42	15-0	14	9	1	48	8.0	13
10-11	21-21	744	35.4	64-161	.398	24-30	.800	11	84	95	4.5	153	36-0	40	56	10	195	9.3	24
11-12	4-4	144	36.0	14-41	.341	9-10	.900	3	21	24	6.0	24	7-0	12	11	1	46	11.5	16
TOT	46-46	1698	36.9	146-369	.396	66-80	.825	35	215	250	5.4	312	94-0	95	105	17	446	9.7	24

THREE-POINT FG: '07-08, 6-13 (.462); '08-09, 21-47 (.458); '09-10, 9-28 (.321); '10-11, 43-115 (.374); '11-12, 9-26 (.346). TOTAL, 88-229 (.384)

NBA ALL-STAR STATISTICS

YEAR	SITE	GP-GS	MIN	FGM-FGA	PCT	FTM-FTA	1PCT	OFF	DEF	TOT	AST	PF-D	ST	TO	BLK	PTS	AVG
1996	SA	1-1	22	3-4	.750	0-0	---	2	4	6	10	1-0	2	2	0	7	7.0
2010	DAL	1-0	6	0-1	.000	0-0	---	0	2	2	1	0-0	1	1	0	0	0.0
TOT		2-1	28	3-5	.600	0-0	---	2	6	8	11	1-0	3	3	0	7	3.5

Three-point FG: '96, 1-2 (.500); '10, 0-1 (.000). Total, 1-3 (.333)

KIDD-GILCHRIST, MICHAEL #9

6-6 FORWARD • KENTUCKY • BORN 9/26/93 • FREE AGENT SIGNEE 2/11/20 • COMPLETED CONTRACT 11/19/20

								- REBOUNDS -										
YEAR	GP-GS	MIN	AVG	FGM-FGA	PCT	FTM-FTA	PCT	OFF	DEF	TOT	AVG	AST	PF-D	STL	TO	BLK	PTS	AVG	HI
19-20	13-0	121	9.3	121	.308	4-5	.800	5	27	32	2.5	4	19-0	2	9	3	12	0.9	20

Three-point FG: 0-3 (.000)

NBA PLAYOFF STATISTICS

YEAR	GP-GS	MIN	AVG	FGM-FGA	PCT	FTM-FTA	PCT	OFF	DEF	TOT	AVG	AST	PF-D	STL	TO	BLK	PTS	AVG	HI
19-20	6-0	55	9.2	4-14	.286	4-6	.667	2	4	6	1.0	3	8-0	1	1	1	14	2.3	6

Three-point FG: 2-9 (.222)

KINCH, CHAD #21

6-4 GUARD • UNC - CHARLOTTE '80 • BORN 5/22/58 • ACQUIRED FROM CLEVELAND WITH A 1985 FIRST-ROUND CHOICE FOR GEOFF HUSTON AND A 1983 THIRD-ROUND CHOICE 2/7/81 • WAIVED 10/5/81

								- REBOUNDS -										
YEAR	GP-GS	MIN	AVG	FGM-FGA	PCT	FTM-FTA	PCT	OFF	DEF	TOT	AVG	AST	PF-D	STL	TO	BLK	PTS	AVG	HI
80-81	12-0	106	8.8	14-45	.311	10-13	.769	0	9	9	0.8	10	9-0	2	8	1	38	3.2	7

Three-point FG: None Attempted.

KING, GEORGE #94

6-6 FORWARD • COLORADO '18 • BORN 1/15/94 • SIGNED A 10-DAY CONTRACT 12/22/21 • COMPLETED CONTRACT 1/3/22

								- REBOUNDS -										
YEAR	GP-GS	MIN	AVG	FGM-FGA	PCT	FTM-FTA	PCT	OFF	DEF	TOT	AVG	AST	PF-D	STL	TO	BLK	PTS	AVG	HI
21-22	4-0	19	4.8	0-5	.000	1-2	.500	0	5	5	1.3	0	4-0	0	1	0	1	0/3	1

Three-point FG: '21-22, 0-4 (.000).

KING, STACEY #33

6-11 FORWARD/CENTER • OKLAHOMA '89 • BORN 1/29/67 • SIGNED 10-DAY CONTRACT 4/10/97 • COMPLETED CONTRACT 4/19/97

								- REBOUNDS -										
YEAR	GP-GS	MIN	AVG	FGM-FGA	PCT	FTM-FTA	PCT	OFF	DEF	TOT	AVG	AST	PF-D	STL	TO	BLK	PTS	AVG	HI
96-97	6-0	70	11.7	6-15	.400	0-4	.000	10	8	18	3.0	0	11-0	2	5	0	12	2.0	6

Three-point FG: None Attempted.

KNIGHT, BRANDON #20

6-2 GUARD • KENTUCKY '11 • BORN 12/2/91 • SIGNED 10-DAY CONTRACT 12/23/21 • COMPLETED CONTRACT 1/2/22 • SIGNED SECOND 10-DAY CONTRACT 3/29/22 • COMPLETED CONTRACT 4/10/22

								- REBOUNDS -											
YEAR	GP-GS	MIN	AVG	FGM-FGA	PCT	FTM-FTA	PCT	OFF	DEF	TOT	AVG	AST	PF-D	STL	TO	BLK	PTS	AVG	HI
21-22	5-0	65	13.0	10-25	.400	8-8	1.000	0	8	8	1.6	8	5-0	1	3	0	32	6.4	18

Three-point FG: '21-22, 4-17 (.235).

LAETTNER, CHRISTIAN #32

6-11 FORWARD/CENTER • DUKE '92 • BORN 8/17/69 • ACQUIRED FROM DETROIT WITH TERRY MILLS FOR CEDRIC CEBALLOS, JOHN WALLACE, ERIC MURDOCK AND CASH 8/29/00 • TRADED WITH LOY VAUGHT, COURTNEY ALEXANDER, HUBERT DAVIS, ETAN THOMAS AND CASH TO WASHINGTON FOR JUWAN HOWARD, CALVIN BOOTH AND OBINNA EKEZIE 2/22/01

								- REBOUNDS -											
YEAR	GP-GS	MIN	AVG	FGM-FGA	PCT	FTM-FTA	PCT	OFF	DEF	TOT	AVG	AST	PF-D	STL	TO	BLK	PTS	AVG	HI
00-01	53-35	930	17.5	165-323	.511	67-82	.817	75	137	212	4.0	67	159-1	40	70	27	398	7.5	17

Three-point FG: 1-3 (.333)

LAFRENTZ, RAEF #45

6-11 CENTER • KANSAS '98 • BORN 5/29/76 • ACQUIRED FROM DENVER WITH TARIQ ABDUL-WAHAD, AVERY JOHNSON AND POPEYE JONES FOR TIM HARDAWAY, DONNELL HARVEY, JUWAN HOWARD AND A 2002 FIRST-ROUND DRAFT PICK 2/21/02 • TRADED TO BOSTON WITH CHRIS MILLS, JIRI WELSCH AND A 2004 FIRST-ROUND DRAFT CHOICE FOR TONY DELK AND ANTOINE WALKER 10/20/03

								- REBOUNDS -											
YEAR	GP-GS	MIN	AVG	FGM-FGA	PCT	FTM-FTA	PCT	OFF	DEF	TOT	AVG	AST	PF-D	STL	TO	BLK	PTS	AVG	HI
01-02	27-25	787	29.1	114-261	.437	35-46	.761	59	141	200	7.4	29	108-6	24	34	60	292	10.8	30
02-03	69-43	1611	23.3	266-514	.518	60-88	.682	125	205	330	4.8	54	264-8	35	46	91	639	9.3	26
TOT	96-48	2398	25.0	380-775	.490	95-134	.709	184	346	530	5.5	83	372-14	59	80	151	931	9.7	30

Three-point FG: '01-02, 29-95 (.305); '02-03, 47-116 (.405). Total, 76-211 (.360)

NBA PLAYOFF STATISTICS

YEAR	GP-GS	MIN	AVG	FGM-FGA	PCT	FTM-FTA	PCT	OFF	DEF	TOT	AVG	AST	PF-D	STL	TO	BLK	PTS	AVG	HI
01-02	8-8	245	30.6	39-78	.500	6-11	.545	18	43	61	7.6	5	39-2	2	6	22	90	11.3	24
02-03	20-16	491	24.6	68-157	.433	16-19	.842	36	52	88	4.4	5	86-3	11	14	43	160	8.0	20
TOT	28-24	736	26,3	107-235	.455	22-30	.733	54	95	149	5.3	10	125-5	13	20	65	250	8.9	24

Three-point FG: '01-02, 6-18 (.333); '02-03, 8-40 (.200). TOTAL, 14-58 (.241)

LAGARDE, TOM #25

6-10 FORWARD/CENTER • NORTH CAROLINA '77 • BORN 2/10/55 • DISPERSAL CHOICE FROM SEATTLE • WAIVED 8/31/82

								- REBOUNDS -											
YEAR	GP-GS	MIN	AVG	FGM-FGA	PCT	FTM-FTA	PCT	OFF	DEF	TOT	AVG	AST	PF-D	STL	TO	BLK	PTS	AVG	HI
80-81	82-82	2670	32.6	417-888	.470	288-444	.649	177	488	665	8.1	237	293-6	35	206	45	1122	13.7	26
81-82	47-28	909	19.3	113-269	.420	86-166	.518	63	147	210	4.5	49	138-3	17	82	17	312	6.6	18
TOT	129-110	3579	27.7	530-1157	.458	374-610	.613	240	635	875	6.8	286	431-9	52	288	62	1434	11.1	26

Three-point FG: '80-81, None Attempted; '81-82, 0-2 (.000). Total, 0-2 (.000)

LARKIN, SHANE #3

5-11 GUARD • MIAMI (FLA.) • BORN 10/2/92 • DRAFT RIGHTS ACQUIRED FROM ATLANTA IN EXCHANGE FOR JARED CUNNINGHAM, THE DRAFT RIGHTS TO MIKE MUSCALA AND THE DRAFT RIGHTS TO LUCAS NOGUEIRA, WHICH WERE ACQUIRED ALONG WITH TWO 2014 SECOND ROUND PICKS FROM BOSTON IN EXCHANGE FOR THE DRAFT RIGHTS TO KELLY OLYNYK 6/27/13 • TRADED TO NEW YORK WITH JOSE CALDERON, SAMUEL DALEMBERT, WAYNE ELLINGTON AND TWO SECOND ROUND PICKS IN EXCHANGE FOR TYSON CHANDLER AND RAYMOND FELTON 6/25/14

								- REBOUNDS -											
YEAR	GP-GS	MIN	AVG	FGM-FGA	PCT	FTM-FTA	PCT	OFF	DEF	TOT	AVG	AST	PF-D	STL	TO	BLK	PTS	AVG	HI
13-14	48-0	489	10.2	52-137	.380	12-38	.316	11	31	42	0.9	71	46-0	26	39	1	46	2.8	18

Three-point FG: 12-38 (.316).

NBA PLAYOFF STATISTICS

YEAR	GP-GS	MIN	AVG	FGM-FGA	PCT	FTM-FTA	PCT	OFF	DEF	TOT	AVG	AST	PF-D	STL	TO	BLK	PTS	AVG	HI
13-14	2-0	10	4.8	0-3	.000	0-0	—	0	1	1	0.5	2	0-0	0	1	0	0	0.0	0

Three-point FG: 0-1 (.000).

LEDO, RICKY #7 (2013-14), #1 (2014-15)

6-7 GUARD • PROVIDENCE • BORN 9/10/92 • DRAFT RIGHTS ACQUIRED FROM PHILADELPHIA IN EXCHANGE FOR A FUTURE SECOND ROUND PICK 6/28/13 • WAIVED 2/18/15

								- REBOUNDS -											
YEAR	GP-GS	MIN	AVG	FGM-FGA	PCT	FTM-FTA	PCT	OFF	DEF	TOT	AVG	AST	PF-D	STL	TO	BLK	PTS	AVG	HI
13-14	11-0	33	3.0	6-17	.353	4-4	1.000	0	2	2	0.2	2	2-0	1	2	0	19	1.7	5
14-15	5-0	11	2.2	0-6	.000	1-2	.500	1	1	2	0.4	1	1-0	0	2	0	1	0.2	1
TOT	16-0	44	2.8	6-23	.261	5-6	.833	1	3	4	0.3	3	3-0	1	4	0	20	1.3	5

Three-point FG: '13-14, 3-8 (.375); '14-15, 0-3 (.000). Total, 3-11 (.273)

LEE, COURTNEY #1

6-5 GUARD • WESTERN KENTUCKY • BORN 10/3/85 • ACQUIRED FROM NEW YORK WITH KRISTAPS PORZINGIS, TIM HARDAWAY JR., AND TREY BURKE IN EXCHANGE FOR DENNIS SMITH JR., DEANDRE JORDAN, WESLEY MATTHEWS AND TWO FUTURE FIRST ROUND PICKS (1/31/19). • COMPLETED CONTRACT 11/19/20

								- REBOUNDS -											
YEAR	GP-GS	MIN	AVG	FGM-FGA	PCT	FTM-FTA	PCT	OFF	DEF	TOT	AVG	AST	PF-D	STL	TO	BLK	PTS	AVG	HI
18-19	22-4	268	12.2	32-82	.390	5-7	.714	3	24	27	1.2	21	19-0	13	9	1	80	3.6	21
19-20	24-9	345	14.4	40-82	.488	6-7	.857	7	25	32	1.3	12	33-0	18	11	6	107	4.5	13
TOT	46-13	613	13.3	72-164	.439	11-14	.786	10	49	59	1.3	33	52-0	31	20	7	187	4.1	21

Three-point FG: '18-19, 11-39 (.282); '19-20, 21-47 (.447). Total, 32-86 (.372)

LEE, DAVID #42

6-9 FORWARD/CENTER • FLORIDA • BORN 4/29/83 • FREE AGENT SIGNEE 2/22/16 • COMPLETED CONTRACT 6/30/16

								- REBOUNDS -											
YEAR	GP-GS	MIN	AVG	FGM-FGA	PCT	FTM-FTA	PCT	OFF	DEF	TOT	AVG	AST	PF-D	STL	TO	BLK	PTS	AVG	HI
15-16	25-1	433	17.3	91-143	.636	31-42	.738	60	115	175	7.0	30	63-0	10	28	15	213	8.5	20

Three-point FG: None Attempted.

NBA PLAYOFF STATISTICS

YEAR	GP-GS	MIN	AVG	FGM-FGA	PCT	FTM-FTA	PCT	OFF	DEF	TOT	AVG	AST	PF-D	STL	TO	BLK	PTS	AVG	HI
15-16	2-0	33	16.3	6-8	.750	0-0	---	1	5	6	3.0	1	7-0	0	0	0	12	6.0	6

Three-point FG: None Attempted.

LEGLER, TIM #23

6-4 GUARD • LASALLE '88 • BORN 12/26/66 • FREE AGENT SIGNEE 3/2/93 • DID NOT EXERCISE CONTRACT OPTION 6/30/94 • RIGHTS RENOUNCED 9/17/94

								- REBOUNDS -											
YEAR	GP-GS	MIN	AVG	FGM-FGA	PCT	FTM-FTA	PCT	OFF	DEF	TOT	AVG	AST	PF-D	STL	TO	BLK	PTS	AVG	HI
80-81	82-82	2670	32.6	417-888	.470	288-444	.649	177	488	665	8.1	237	293-6	35	206	45	1122	13.7	26
81-82	47-28	909	19.3	113-269	.420	86-166	.518	63	147	210	4.5	49	138-3	17	82	17	312	6.6	18
TOT	129-110	3579	27.7	530-1157	.458	374-610	.613	240	635	875	6.8	286	431-9	52	288	62	1434	11.1	26

Three-point FG: '80-81, None Attempted; '81-82, 0-2 (.000). Total, 0-2 (.000)

LEVER, FAT #21

6-3 GUARD • ARIZONA STATE '82 • BORN 8/18/60 • ACQUIRED FROM DENVER FOR WASHINGTON'S 1990 FIRST-ROUND CHOICE AND DETROIT'S 1991 FIRST-ROUND PICK 6/21/90 • RIGHTS RENOUNCED 9/2/94

								- REBOUNDS -											
YEAR	GP-GS	MIN	AVG	FGM-FGA	PCT	FTM-FTA	PCT	OFF	DEF	TOT	AVG	AST	PF-D	STL	TO	BLK	PTS	AVG	HI
90-91	4-0	86	21.5	9-23	.391	11-14	.786	3	12	15	3.8	12	5-0	6	10	3	29	7.3	13
91-92	31-5	884	28.5	135-349	.387	60-80	.750	56	105	161	5.2	107	73-0	46	36	12	347	11.2	32
92-93	did not play - Injured																		
93-94	81-54	1947	24.0	227-557	.408	75-98	.765	83	200	283	3.5	213	155-1	159	88	15	555	6.9	16
TOT	116-59	2917	25.1	371-929	.399	146-192	.760	142	317	459	4.0	332	233-1	211	134	30	931	8.0	32

Three-point FG: '90-91, 0-3 (.000); '91-92, 17-52 (.327); '93-94, 26-74 (.351). Total, 43-129 (.333)

LIGGINS, DEANDRE #14

6-6 GUARD • KENTUCKY • BORN 3/31/88 • AWARDED VIA WAIVER CLAIM 4/11/17 • TRADED TO HOUSTON FOR CASH CONSIDERATIONS 6/28/17

								- REBOUNDS -											
YEAR	GP-GS	MIN	AVG	FGM-FGA	PCT	FTM-FTA	PCT	OFF	DEF	TOT	AVG	AST	PF-D	STL	TO	BLK	PTS	AVG	HI
16-17	1-0	25	24.6	3-6	.500	2-3	.667	3	4	7	7.0	0	3-0	2	0	0	8	8.0	8

Three-point FG: 0-1 (.000)

LLOYD, SCOTT #44

6-10 CENTER/FORWARD • ARIZONA STATE '76 • BORN 12/19/52 • FREE AGENT SIGNEE 10/28/80 • WAIVED 12/21/82

								- REBOUNDS -											
YEAR	GP-GS	MIN	AVG	FGM-FGA	PCT	FTM-FTA	PCT	OFF	DEF	TOT	AVG	AST	PF-D	STL	TO	BLK	PTS	AVG	HI
80-81	72-70	2186	30.4	245-547	.448	147-205	.717	161	293	454	6.3	159	269-8	34	145	25	637	8.8	28
81-82	74-17	1047	14.1	108-285	.379	69-91	.758	60	103	163	2.2	67	175-6	15	59	7	287	3.9	15
82-83	15-0	206	13.7	19-50	.380	11-17	.647	19	27	46	3.1	2.1	24-0	6	6	6	49	3.3	12
TOT	161-87	3439	21.4	372-882	.422	277-313	.725	240	423	663	4.1	247	468-14	55	210	38	973	6.0	28

Three-point FG: '80-81, 0-2 (.000); '81-82, 2-4 (.500); '82-83, 0-1 (.000). Total, 2-7 (.286)

LUE, TYRONN #10

6-0 GUARD • NEBRASKA '99 • BORN 5/3/77 • FREE AGENT SIGNEE 3/4/08 • COMPLETED CONTRACT 5/08

								- REBOUNDS -											
YEAR	GP-GS	MIN	AVG	FGM-FGA	PCT	FTM-FTA	PCT	OFF	DEF	TOT	AVG	AST	PF-D	STL	TO	BLK	PTS	AVG	HI
07-08	17-0	172	10.1	27-57	.474	1-4	.250	0	13	13	0.8	15	28-0	0	5	1	64	3.8	13

Three-point FG: 9-17 (.529)

NBA PLAYOFF STATISTICS

YEAR	GP-GS	MIN	AVG	FGM-FGA	PCT	FTM-FTA	PCT	OFF	DEF	TOT	AVG	AST	PF-D	STL	TO	BLK	PTS	AVG	HI
07-08	2-0	2	1.0	0-1	.000	0-0	---	1	0	1	0.5	1	0-0	0	0	0	0	0.0	--

Three-point FG: None Attempted.

MACK, OLIVER #17

6-3 GUARD • EAST CAROLINA '79 • BORN 6/6/57 • FREE AGENT SIGNEE 11/17/80 • WAIVED 12/22/81

								- REBOUNDS -											
YEAR	GP-GS	MIN	AVG	FGM-FGA	PCT	FTM-FTA	PCT	OFF	DEF	TOT	AVG	AST	PF-D	STL	TO	BLK	PTS	AVG	HI
80-81	62-57	1666	26.9	278-600	.463	79-123	.642	92	137	229	3.7	162	114-0	55	70	7	635	10.2	28
81-82	13-3	150	11.5	19-59	.322	6-8	.750	8	10	18	1.4	14	6-0	5	4	1	44	3.4	12
TOT	75-60	1816	24.2	297-659	.451	85-131	.649	100	147	247	3.3	176	120-0	60	74	8	679	9.1	28

Three-point FG: '80-81, 0-9 (.000); '81-82, 0-2 (.000). Total, 0-11 (.000)

MACON, DARYL #3

6-3 GUARD • ARKANSAS • BORN 11/29/95 • SIGNED TO A TWO-WAY CONTRACT 7/30/18 • WAIVED 7/26/19

								- REBOUNDS -											
YEAR	GP-GS	MIN	AVG	FGM-FGA	PCT	FTM-FTA	PCT	OFF	DEF	TOT	AVG	AST	PF-D	STL	TO	BLK	PTS	AVG	HI
18-19	8-0	90	11.2	10-27	.370	4-7	.571	2	10	12	1.5	7	8-0	1	6	0	29	3.6	12

Three-point FG: 5-11 (.455)

MAGLOIRE, JAMAAL #17

6-11 CENTER • KENTUCKY '01 • BORN 5/21/78 • FREE AGENT SIGNEE 2/26/08 • COMPLETED CONTRACT 5/08

								- REBOUNDS -											
YEAR	GP-GS	MIN	AVG	FGM-FGA	PCT	FTM-FTA	PCT	OFF	DEF	TOT	AVG	AST	PF-D	STL	TO	BLK	PTS	AVG	HI
07-08	7-0	27	3.9	3-9	.500	6-13	.462	1	7	8	1.1	0	8-0	1	7	0	12	1.7	7

Three-point FG: None Attempted.

MAHINMI, IAN #28

6-11 CENTER • FRANCE • BORN 11/5/86 • FREE AGENT SIGNEE 7/13/10 • TRADED TO INDIANA IN EXCHANGE FOR DARREN COLLISON AND DAHNTAY JONES 7/12/12

								- REBOUNDS -											
YEAR	GP-GS	MIN	AVG	FGM-FGA	PCT	FTM-FTA	PCT	OFF	DEF	TOT	AVG	AST	PF-D	STL	TO	BLK	PTS	AVG	HI
10-11	56-0	488	8.7	55-98	.561	63-82	.768	43	77	120	2.1	8	105-2	14	25	15	173	3.1	17
11-12	61-12	1139	18.7	130-238	.546	94-147	.639	108	181	289	4.7	12	176-2	38	50	31	354	5.8	19
TOT	117-12	1627	13.9	185-336	.551	157-229	.686	151	258	409	3.5	20	281-4	52	75	46	527	4.5	19

Three-point FG: '10-11, 0-2 (.000); '11-12, 0-1 (.000). Total, 0-3 (.000)

NBA PLAYOFF STATISTICS

YEAR	GP-GS	MIN	AVG	FGM-FGA	PCT	FTM-FTA	PCT	OFF	DEF	TOT	AVG	AST	PF-D	STL	TO	BLK	PTS	AVG	HI
10-11	6-0	33	5.5	3-5	.600	5-9	.556	3	3	6	1.0	0	16-0	1	0	0	11	1.8	4
11-12	4-0	70	17.5	9-14	.643	11-13	.846	9	9	18	4.5	0	13-0	3	1	3	29	7.3	10
TOT	10-0	103	10.3	12-19	.632	16-22	.727	12	12	24	2.4	0	29-0	4	1	3	40	4.0	10

Three-point FG: None Attempted.

MANNING, DANNY #17

6-10 FORWARD • KANSAS '88 • BORN 5/17/66 • FREE AGENT SIGNEE 8/2/01 • RIGHTS RENOUNCED 6/24/02

								- REBOUNDS -											
YEAR	GP-GS	MIN	AVG	FGM-FGA	PCT	FTM-FTA	PCT	OFF	DEF	TOT	AVG	AST	PF-D	STL	TO	BLK	PTS	AVG	HI
01-02	41-10	552	13.5	71-149	.477	22-33	.667	25	83	108	2.6	30	80-0	21	25	21	165	4.0	13

Three-point FG: 1-7 (.143)

MARION, SHAWN #0

6-7 FORWARD • UNLV • BORN 5/7/78 • ACQUIRED WITH KRIS HUMPHRIES, NATHAN JAWAI AND CASH CONSIDERATIONS FROM TORONTO FOR ANTOINE WRIGHT AND DEVEAN GEORGE IN A DEAL THAT ALSO SENT GREG BUCKNER TO DALLAS FROM MEMPHIS IN EXCHANGE FOR JERRY STACKHOUSE AND CASH CONSIDERATIONS, A SECOND ROUND PICK AND CASH CONSIDERATIONS FROM TORONTO TO MEMPHIS, AND HEDO TURKOGLU FROM ORLANDO TO TORONTO FOR CASH CONSIDERATIONS FROM DALLAS AND TORONTO 7/9/09 • COMPLETED CONTRACT 6/30/14

								- REBOUNDS -											
YEAR	GP-GS	MIN	AVG	FGM-FGA	PCT	FTM-FTA	PCT	OFF	DEF	TOT	AVG	AST	PF-D	STL	TO	BLK	PTS	AVG	HI
09-10	75-75	2385	31.8	395-778	.508	105-139	.755	158	319	477	6.4	29	141-1	23	43	9	388	12.5	29
10-11	80-27	2253	28.2	434-834	.520	126-164	.768	168	383	551	6.9	110	144-0	68	130	50	999	12.5	25
11-12	63-63	1919	30.5	288-646	.446	74-93	.796	145	320	465	7.4	132	87-0	67	98	36	670	10.6	29
12-13	67-67	2010	30.0	355-690	.514	79-101	.782	146	379	525	7.8	163	111-0	75	103	47	812	12.1	26
13-14	76-76	2409	31.7	341-708	.482	51-65	.785	132	365	497	6.5	124	125-0	90	95	37	791	10.4	32
TOT	361-308	10976	30.4	1813-3656	.496	435-562	.774	749	1766	2515	7.0	636	608-1	369	525	231	4170	11.6	32

Three-point FG: '09-10, 3-19 (.158); '10-11, 5-33 (.152), '11-12, 20-68 (.294), '12-13, 23-73 (.315), '13-14, 58-162 (.358). Total, 76-211 (.360)

NBA PLAYOFF STATISTICS

YEAR	GP-GS	MIN	AVG	FGM-FGA	PCT	FTM-FTA	PCT	OFF	DEF	TOT	AVG	AST	PF-D	STL	TO	BLK	PTS	AVG	HI
09-10	6-6	148	24.7	24-59	.407	4-5	.800	7	18	25	4.2	6	12-0	1	8	3	52	8.7	14
10-11	21-21	690	32.9	105-225	.467	40-47	.851	46	87	133	6.3	45	53-1	21	36	19	250	11.9	26
11-12	4-4	140	35.0	17-40	.425	9-10	.900	9	23	32	8.0	4	14-0	1	10	5	47	11.8	17
13-14	7-7	193	27.6	24-59	.407	7-11	.636	14	23	37	5.3	13	11-0	6	5	1	59	8.4	20
TOT	38-38	1171	30.8	170-383	.444	60-73	.822	76	151	227	6.0	68	90-1	29	59	28	408	10.7	26

Three-point FG: '09-10, 0-4 (.000); '10-11, 0-5 (.000), '11-12, 4-14 (.286), '13-14, 4-18 (.222). TOTAL, 8-41 (.195)

MARJANOVIĆ, BOBAN #51

7-4 CENTER • SERBIA • BORN 8/15/88 • FREE AGENT SIGNEE 7/23/19 • TRADED WITH STERLING BROWN, TREY BURKE, MARQUESE CHRISS AND WENDELL MOORE JR. TO HOUSTON IN EXCHANGE FOR CHRISTIAN WOOD 6/24/22

								- REBOUNDS -											
YEAR	GP-GS	MIN	AVG	FGM-FGA	PCT	FTM-FTA	PCT	OFF	DEF	TOT	AVG	AST	PF-D	STL	TO	BLK	PTS	AVG	HI
19-20	42-5	422	10.0	121-211	.573	43-57	.754	66	131	197	4.7	20	56-0	8	30	10	289	6.9	31
20-21	33-3	271	8.2	62-122	.508	31-38	.816	47	81	128	3.9	10	29-0	2	12	6	156	4.7	15
21-22	22-0	128	5.8	42-70	.600	13-22	.591	8	31	39	1.8	3	24-0	0	15	3	98	4.5	17

Three-point FG: '19-20, 4-17 (.235); '20-21, 1-8 (.125); '21-22, 1-4 (.250).

NBA PLAYOFF STATISTICS

YEAR	GP-GS	MIN	AVG	FGM-FGA	PCT	FTM-FTA	PCT	OFF	DEF	TOT	AVG	AST	PF-D	STL	TO	BLK	PTS	AVG	HI
19-20	6-0	82	13.7	17-30	.567	7-9	.778	6	29	35	4.8	5	9-0	0	3	2	41	6.8	13
20-21	4-3	83	20.8	20-39	.513	7-9	.778	14	18	32	4.5	4	13-0	0	4	1	47	11.8	14
21-22	3-0	6	2.0	1-4	.250	2-2	1.000	0	3	3	1.0	0	0-0	1	2	0	4	1.3	2

Three-point FG: '19-20, 0-1 (.000).

MARSHALL, RAWLE #1

6-7 GUARD/FORWARD • OAKLAND '05 • BORN 2/20/82 • ROOKIE FREE AGENT SIGNEE 8/5/05 • TRADED TO INDIANA WITH DARRELL ARMSTRONG AND JOSH POWELL FOR ANTHONY JOHNSON 6/24/06

								- REBOUNDS -											
YEAR	GP-GS	MIN	AVG	FGM-FGA	PCT	FTM-FTA	PCT	OFF	DEF	TOT	AVG	AST	PF-D	STL	TO	BLK	PTS	AVG	HI
05-06	23-9	241	10.5	24-60	.400	22-29	.759	8	23	31	1.3	10	17-0	8	15	7	71	3.1	13

Three-point FG: '05-06, 1-3 (.333)

MARTIN, DARRICK #2

5-11 GUARD • UCLA '92 • BORN 3/6/71• FREE AGENT SIGNEE 8/2/01 • WAIVED 11/20/01

								- REBOUNDS -											
YEAR	GP-GS	MIN	AVG	FGM-FGA	PCT	FTM-FTA	PCT	OFF	DEF	TOT	AVG	AST	PF-D	STL	TO	BLK	PTS	AVG	HI
01-02	3-0	22	7.3	0-10	.000	1-2	.500	0	1	1	0.3	3	4-0	2	1	0	1	0.3	1

THREE-POINT FG: 0-2 (.000)

MASHBURN, JAMAL #32

6-8 FORWARD • D-1993 1ST RND (4TH OVERALL) • KENTUCKY '94 • BORN 11/29/72 • TRADED TO MIAMI FOR SASHA DANILOVIC, MARTIN MÜÜRSEPP AND KURT THOMAS 2/14/97

								- REBOUNDS -											
YEAR	GP-GS	MIN	AVG	FGM-FGA	PCT	FTM-FTA	PCT	OFF	DEF	TOT	AVG	AST	PF-D	STL	TO	BLK	PTS	AVG	HI
93-94	79-73	2896	36.7	561-1382	.406	306-438	.699	107	246	353	4.5	266	205-0	89	245	14	1513	19.2	37
94-95	80-80	2980	37.3	683-1566	.436	447-605	.739	116	215	331	4.1	298	190-0	82	235	8	1926	24.1	50
95-96	18-18	669	37.2	145-383	.379	97-133	.729	37	60	97	5.4	50	39-0	14	55	3	422	23.4	37
96-97	37-21	975	26.4	140-376	.372	72-111	.649	28	87	115	3.1	93	69-0	35	57	5	394	10.6	27
TOT	214-192	7520	35.1	1529-3707	.412	922-1287	.716	288	608	896	4.2	707	503-0	220	592	30	4255	19.9	50

Three-point FG: '93-94, 85-299 (.284); '94-95, 113-344 (.328); '95-96, 35-102 (.343); '96-97, 42-131 (.321). Total, 275-876 (.314)

MATTHEWS, WESLEY #23

6-5 GUARD/FORWARD • MARQUETTE • BORN 10/14/86 • FREE AGENT SIGNEE 7/9/15 • TRADED WITH DENNIS SMITH JR., DEAN-DRE JORDAN AND TWO FUTURE FIRST ROUND PICKS TO NEW YORK IN EXCHANGE FOR KRISTAPS PORZINGIS, TIM HARDAWAY JR., COURTNEY LEE AND TREY BURKE 1/31/19

								- REBOUNDS -											
YEAR	GP-GS	MIN	AVG	FGM-FGA	PCT	FTM-FTA	PCT	OFF	DEF	TOT	AVG	AST	PF-D	STL	TO	BLK	PTS	AVG	HI
15-16	78-78	2644	33.9	331-854	.388	126-146	.863	27	211	238	3.1	151	179-1	78	78	17	977	12.5	36
16-17	73-73	2495	34.2	333-847	.393	146-179	.816	18	241	259	3.5	210	161-1	77	102	15	986	13.5	27
17-18	63-63	2131	33.8	283-697	.406	83-101	.822	28	170	198	3.1	172	140-1	76	83	16	802	12.7	29
18-19	44-44	1312	29.8	194-469	.414	87-110	.791	20	82	102	2.3	100	102-0	33	58	12	575	13.1	25
TOT	724-662	23579	33.3	1141-2867	.398	442-536	.825	93	704	797	3.1	633	582-3	264	321	60	3340	12.9	36

Three-point FG: '15-16, 189-525 (.360); '16-17, 174-479 (.363); '17-18, 153-402 (.381); '18-19, 100-263 (.380). Total, 616-1669 (.369)

NBA PLAYOFF STATISTICS

YEAR	GP-GS	MIN	AVG	FGM-FGA	PCT	FTM-FTA	PCT	OFF	DEF	TOT	AVG	AST	PF-D	STL	TO	BLK	PTS	AVG	HI
15-16	5-5	173	34.7	20-60	.333	15-19	.789	4	14	18	3.6	6	14-0	6	4	0	65	13.0	22

Three-point FG: 10-35 (.286)

MAXWELL, VERNON #3

6-4 GUARD • FLORIDA '88 • BORN 9/12/65 • FREE AGENT SIGNEE 2/28/01 • COMPLETED CONTRACT 5/01

								- REBOUNDS -											
YEAR	GP-GS	MIN	AVG	FGM-FGA	PCT	FTM-FTA	PCT	OFF	DEF	TOT	AVG	AST	PF-D	STL	TO	BLK	PTS	AVG	HI
00-01	19-0	285	15.0	31-98	.316	6-10	.600	1	28	29	1.5	20	31-0	9	17	3	81	4.3	11

Three-point FG: 13-47 (.277)

NBA PLAYOFF STATISTICS

YEAR	GP-GS	MIN	AVG	FGM-FGA	PCT	FTM-FTA	PCT	OFF	DEF	TOT	AVG	AST	PF-D	STL	TO	BLK	PTS	AVG	HI
00-01	4-0	43	10.8	2-10	.200	0-0	.000	1	5	6	1.5	5	6-0	0	2	0	4	1.0	2

THREE-POINT FG: 0-5 (.000)

MAYO, OJ #32

6-4 GUARD • USC • BORN 11/5/87 • FREE AGENT SIGNEE 7/19/12 • DID NOT EXERCISE CONTRACT OPTION 6/30/13

								- REBOUNDS -											
YEAR	GP-GS	MIN	AVG	FGM-FGA	PCT	FTM-FTA	PCT	OFF	DEF	TOT	AVG	AST	PF-D	STL	TO	BLK	PTS	AVG	HI
12-13	82-82	2913	35.5	461-1026	.449	191-233	.820	36	255	291	3.5	361	195-1	93	210	23	1255	15.3	40

Three-point FG: 142-349 (.407)

MBENGA, DJ #28

7-0 CENTER • BORN 10/30/08 • ROOKIE FREE AGENT SIGNEE 7/14/04 • WAIVED 10/30/07

								- REBOUNDS -											
YEAR	GP-GS	MIN	AVG	FGM-FGA	PCT	FTM-FTA	PCT	OFF	DEF	TOT	AVG	AST	PF-D	STL	TO	BLK	PTS	AVG	HI
04-05	15-1	58	3.9	6-14	.429	3-4	.750	3	5	8	0.5	0	13-0	0	5	5	15	1.0	4
05-06	43-1	237	5.5	32-60	.533	10-20	.500	19	37	56	1.3	2	47-0	6	16	25	74	1.7	8
06-07	21-0	79	3.8	5-16	.313	7-8	.875	3	8	11	0.5	6	17	3	5	5	17	0.8	4
TOTAL	79-2	374	4.7	43-90	.478	20-32	.625	25	50	75	0.9	8	77	9	26	35	106	1.3	8

Three-point FG: '04-05, None Attempted; '05-06, 0-1 (.000); '06-07, None Attempted. TOTAL 0-1 (.000)

NBA PLAYOFF STATISTICS

YEAR	GP-GS	MIN	AVG	FGM-FGA	PCT	FTM-FTA	PCT	OFF	DEF	TOT	AVG	AST	PF-D	STL	TO	BLK	PTS	AVG	HI
05-06	7-0	25	3.6	1-3	.333	2-2	1.000	1	7	8	1.1	0	9-0	0	3	1	4	0.6	2

Three-point FG: None Attempted.

MCCANN, BOB #7

6-6 FORWARD • MOREHEAD STATE '87 • BORN 4/22/64• FREE AGENT SIGNEE 2/12/90 • WAIVED 10/27/90

								- REBOUNDS -											
YEAR	GP-GS	MIN	AVG	FGM-FGA	PCT	FTM-FTA	PCT	OFF	DEF	TOT	AVG	AST	PF-D	STL	TO	BLK	PTS	AVG	HI
89-90	10-0	62	6.2	7-21	.333	12-14	.857	4	8	12	1.2	6	7-0	2	6	2	26	2.6	8

Three-point FG: None Attempted.

MCCLOUD, GEORGE #21

6-8 FORWARD • FLORIDA STATE '89 • BORN 5/27/67 • SIGNED 10-DAY CONTRACTS 1/30/95 AND 2/8/95 • SIGNED FOR REMAINDER OF SEASON 2/22/95 • FREE AGENT SIGNEE 10/5/95 • TRADED TO NEW JERSEY WITH SAM CASSELL, CHRIS GATLING, JIM JACKSON AND ERIC MONTROSS FOR SHAWN BRADLEY, ED O'BANNON, ROBERT PACK AND KHALID REEVES 2/17/97

								- REBOUNDS -											
YEAR	GP-GS	MIN	AVG	FGM-FGA	PCT	FTM-FTA	PCT	OFF	DEF	TOT	AVG	AST	PF-D	STL	TO	BLK	PTS	AVG	HI
94-95	42-3	802	19.1	144-328	.439	80-96 .	.833	82	65	147	3.5	53	71-0	23	40	9	402	9.6	25
95-96	79-63	2846	36.0	530-1281	.414	180-224	.804	116	263	379	4.8	212	212-1	113	166	38	1497	18.9	37
96-97	41-26	1207	29.4	204-482	.423	77-92	.837	29	114	143	3.5	92	106-1	52	52	8	563	13.7	28
TOT	162-92	4855	30.0	878-2091	.420	337-412	.818	227	442	669	4.1	357	389-2	188	258	55	2462	15.2	37

Three-point FG: '94-95, 34-89 (.382); '95-96, 257-678 (.379); '96-97, 78-205 (.380). Total, 369-972 (.380)

MCCRAY, RODNEY #1

6-8 FORWARD • LOUISVILLE '83 • BORN 8/29/61 • ACQUIRED FROM SACRAMENTO FOR THE KINGS' 1990 SECOND-ROUND CHOICE AND WASHINGTON'S 1991 SECOND-ROUND CHOICE FOR BILL WENNINGTON, INDIANA'S 1990 FIRST AND DALLAS' 1990 FIRST-ROUND CHOICE 6/26/90 • TRADED TO CHICAGO FOR GOLDEN STATE'S 1994 FIRST-ROUND DRAFT CHOICE AND TWO CONDITIONAL SECOND-ROUND CHOICES 9/18/92

								- REBOUNDS -											
YEAR	GP-GS	MIN	AVG	FGM-FGA	PCT	FTM-FTA	PCT	OFF	DEF	TOT	AVG	AST	PF-D	STL	TO	BLK	PTS	AVG	HI
90-91	74-68	2561	34.6	336-679	.495	159-198	.803	153	407	560	7.6	259	203-3	70	129	51	844	11.4	23
91-92	75-48	2106	28.1	271-622	.436	110-153	.719	149	319	468	6.2	219	180-2	48	115	30	677	9.0	24
TOT	149-116	4667	31.3	607-1301	.467	269-351	.766	302	726	1028	6.9	478	383-5	118	244	81	1521	10.2	24

Three-point FG: '90-91, 13-39 (.333); '91-92, 25-85 (.294). Total, 38-124 (.306)

MCDERMOTT, DOUG #20

6-8 FORWARD • CREIGHTON • BORN 1/3/92 • ACQUIRED FROM DENVER AS PART OF A THREE-TEAM TRADE THAT SENT DEVIN HARRIS FROM DALLAS TO DENVER, EMMANUEL MUDIAY FROM DENVER TO NEW YORK, A 2018 SECOND ROUND PICK FROM THE KNICKS TO THE NUGGETS, AND A 2018 SECOND ROUND PICK FROM THE NUGGETS TO THE MAVERICKS 2/8/18 • COMPLETED CONTRACT 6/30/18

								- REBOUNDS -											
YEAR	GP-GS	MIN	AVG	FGM-FGA	PCT	FTM-FTA	PCT	OFF	DEF	TOT	AVG	AST	PF-D	STL	TO	BLK	PTS	AVG	HI
17-18	26-3	596	22.9	86-180	.478	24-28	.857	7	59	66	2.5	29	49-0	9	22	4	235	9.0	20

Three-point FG: 39-79 (.494)

MCGEE, JAVALE #11 (2015-16), #00 (2022-23)

7-0 CENTER • NEVADA • BORN 1/19/88 • FREE AGENT SIGNEE 8/13/15 • WAIVED 7/8/16 • FREE AGENT SIGNEE 7/9/22 • WAIVED 8/29/23

								- REBOUNDS -											
YEAR	GP-GS	MIN	AVG	FGM-FGA	PCT	FTM-FTA	PCT	OFF	DEF	TOT	AVG	AST	PF-D	STL	TO	BLK	PTS	AVG	HI
15-16	34-2	370	10.9	77-134	.575	18-36	.500	53	80	133	3.9	3	49-0	5	21	26	172	5.1	13
22-23	42-7	355	8.5	80-125	.640	24-41	.585	30	77	107	2.5	11	54-0	4	36	26	186	4.4	18
TOT	76-9	725	9.5	157-259	.606	42-77	.545	83	157	240	3.2	14	103-0	9	57	52	358	4.7	18

Three-point FG: '15-16, 0-1 (.000); '22-23, 2-5 (.400). Total, 2-6 (.333).

NBA PLAYOFF STATISTICS

YEAR	GP-GS	MIN	AVG	FGM-FGA	PCT	FTM-FTA	PCT	OFF	DEF	TOT	AVG	AST	PF-D	STL	TO	BLK	PTS	AVG	HI
15-16	2-0	14	7.1	1-2	.500	2-6	.333	2	1	3	1.5	0	3-0	1	3	0	4	2.0	3

Three-point FG: None Attempted.

MCLAUGHLIN, JAQUORI #30

6-4 GUARD • UC SANTA BARBARA '21 • BORN 1/29/88 • SIGNED TWO-WAY CONTRACT 9/3/21 • WAIVED 1/10/22

								- REBOUNDS -											
YEAR	GP-GS	MIN	AVG	FGM-FGA	PCT	FTM-FTA	PCT	OFF	DEF	TOT	AVG	AST	PF-D	STL	TO	BLK	PTS	AVG	HI
21-22	4-0	11	2.8	0-2	.000	0-0	.000	0	0	0	0.0	2	1-0	0	0	0	0	0.0	0

Three-point FG: '21-22, 0-1 (.000).

MCROBERTS, JOSH #13

6-10 FORWARD/CENTER • DUKE • BORN 2/28/87 • ACQUIRED WITH A FUTURE SECOND ROUND PICK AND CASH CONSIDERATIONS FROM MIAMI IN EXCHANGE FOR A.J. HAMMONS • WAIVED 2/10/18

								- REBOUNDS -											
YEAR	GP-GS	MIN	AVG	FGM-FGA	PCT	FTM-FTA	PCT	OFF	DEF	TOT	AVG	AST	PF-D	STL	TO	BLK	PTS	AVG	HI
17-18	2-0	6	2.9	0-1	.000	0-0	—	0	0	0	0.0	0	2-0	0	0	0	0	0.0	0

Three-point FG: 0-1 (.000)

MEJRI, SALAH #50

7-2 CENTER • TUNISIA • BORN 6/15/86 • FREE AGENT SIGNEE 7/30/15 • RE-SIGNED 8/3/18 • WAIVED 2/7/19 • FREE AGENT SIGNEE 2/10/19 • COMPLETED CONTRACT 6/30/19

								- REBOUNDS -											
YEAR	GP-GS	MIN	AVG	FGM-FGA	PCT	FTM-FTA	PCT	OFF	DEF	TOT	AVG	AST	PF-D	STL	TO	BLK	PTS	AVG	HI
15-16	34-6	397	11.7	49-78	.628	27-46	.587	41	82	123	3.6	10	54-0	8	23	36	125	3.7	17
16-17	73-11	905	12.4	88-137	.642	36-61	.590	97	211	308	4.2	14	152-1	32	40	61	213	2.9	16
17-18	61-1	729	11.9	88-137	.642	38-66	.576	85	161	246	4.0	35	121-1	22	39	67	214	3.5	11
18-19	36-4	399	11.1	55-112	.491	20-32	.625	36	95	131	3.6	35	55-0	10	21	26	141	3.9	19
TOT	204-22	2430	11.9	280-646	.603	121-205	.590	259	549	808	4.0	94	382-2	72	123	190	693	3.4	19

Three-point FG: '15-16, 0-1 (.000); '16-17, 1-3 (.333), '17-18, 0-3 (.000), '18-19, 11-34 (.324). Total, 12-41 (.293)

NBA PLAYOFF STATISTICS

YEAR	GP-GS	MIN	AVG	FGM-FGA	PCT	FTM-FTA	PCT	OFF	DEF	TOT	AVG	AST	PF-D	STL	TO	BLK	PTS	AVG	HI
15-16	4-1	76	19.0	7-10	.700	5-12	.417	5	8	13	3.3	1	11-0	3	0	5	19	4.8	12

Three-point FG: None Attempted.

MEKEL, GAL #33

6-3 GUARD • WICHITA STATE '08 • BORN 3/4/88 • FREE AGENT SIGNEE 7/11/13 • WAIVED 10/29/14

								- REBOUNDS -											
YEAR	GP-GS	MIN	AVG	FGM-FGA	PCT	FTM-FTA	PCT	OFF	DEF	TOT	AVG	AST	PF-D	STL	TO	BLK	PTS	AVG	HI
13-14	31-1	292	9.4	30-86	.349	8-12	.667	5	22	27	0.9	63	31-0	4	31	1	73	2.4	11

Three-point FG: None Attempted.

MELLI, NICOLÒ #44

6-9 FORWARD • ITALY • BORN 1/26/91 • ACQUIRED WITH J.J. REDICK FROM NEW ORLEANS IN EXCHANGE FOR WES IWUNDU, JAMES JOHNSON, A 2ND ROUND PICK AND CASH 3/25/21 • COMPLETED CONTRACT 5/31/21

								- REBOUNDS -											
YEAR	GP-GS	MIN	AVG	FGM-FGA	PCT	FTM-FTA	PCT	OFF	DEF	TOT	AVG	AST	PF-D	STL	TO	BLK	PTS	AVG	HI
20-21	23-4	325	14.1	31-82	.378	13-18	.722	17	48	65	2.8	19	30-0	5	5	2	91	4.0	13

Three-point FG: '20-21, 16-48 (.333)

NBA PLAYOFF STATISTICS

YEAR	GP-GS	MIN	AVG	FGM-FGA	PCT	FTM-FTA	PCT	OFF	DEF	TOT	AVG	AST	PF-D	STL	TO	BLK	PTS	AVG	HI
20-21	3-0	19	6.3	0-4	---	0-0	---	2	4	6	0.7	0	3-0	1	0	0	0	0.0	0

Three-point FG: '20-21, 0-2 (.000)

MENSAH-BONSU, POPS #21

6-9 FORWARD • GEORGE WASHINGTON '07 • BORN 9/7/83• FREE AGENT SIGNEE 8/3/06 • WAIVED 8/31/07

								- REBOUNDS -											
YEAR	GP-GS	MIN	AVG	FGM-FGA	PCT	FTM-FTA	PCT	OFF	DEF	TOT	AVG	AST	PF-D	STL	TO	BLK	PTS	AVG	HI
06-07	12-0	71	5.9	11-17	.647	7-18	.389	9	12	21	1.8	0	8-0	1	9	0	29	2.4	6

Three-point FG: None Attempted.

MEYER, LOREN #40

6-10 FORWARD/CENTER • D-1995 1ST ROUND (24TH OVERALL) • IOWA STATE '95 • BORN 12/30/72 • TRADED TO PHOENIX WITH TONY DUMAS AND JASON KIDD FOR SAM CASSELL, MICHAEL FINLEY, A.C. GREEN AND A 1998 SECOND-ROUND DRAFT CHOICE 12/26/96

								- REBOUNDS -											
YEAR	GP-GS	MIN	AVG	FGM-FGA	PCT	FTM-FTA	PCT	OFF	DEF	TOT	AVG	AST	PF-D	STL	TO	BLK	PTS	AVG	HI
95-96	72-21	1266	17.6	145-330	.439	70-102	.686	114	205	319	4.4	57	224-6	20	67	32	363	5.0	14
96-97	19-16	259	13.6	34-78	.436	9-12	.750	14	35	49	2.6	7	52-1	6	27	3	78	4.1	11
TOT	91-37	1525	16.8	179-408	.439	79-114	.693	128	240	368	4.0	64	276-7	26	94	35	441	4.8	14

Three-point FG: '95-96, 3-11 (.273); '96-97, 1-2 (.500). Total, 4-13 (.308)

MILLER, OLIVER #2

6-9 CENTER • ARKANSAS '92 • BORN 4/6/70 • FREE AGENT SIGNEE 10/17/96 • WAIVED 2/7/97

								- REBOUNDS -											
YEAR	GP-GS	MIN	AVG	FGM-FGA	PCT	FTM-FTA	PCT	OFF	DEF	TOT	AVG	AST	PF-D	STL	TO	BLK	PTS	AVG	HI
96-97	42-0	836	19.9	76-154	.494	28-53	.528	82	151	233	5.5	58	133-1	34	70	50	180	4.3	13

Three-point FG: 0-1 (.000)

MONTROSS, ERIC #00

7-0 CENTER • NORTH CAROLINA '94 • BORN 9/23/71 • ACQUIRED FROM BOSTON WITH THE 9TH OVERALL PICK IN THE 1996 NBA DRAFT FOR THE 6TH OVERALL PICK IN THE 1996 DRAFT AND DALLAS' 1997 FIRST-ROUND PICK 6/21/96 • TRADED TO NEW JERSEY WITH SAM CASSELL, CHRIS GATLING, JIM JACKSON AND GEORGE MCCLOUD FOR SHAWN BRADLEY, ED O'BANNON, ROBERT PACK AND KHALID REEVES 2/17/97

								- REBOUNDS -											
YEAR	GP-GS	MIN	AVG	FGM-FGA	PCT	FTM-FTA	PCT	OFF	DEF	TOT	AVG	AST	PF-D	STL	TO	BLK	PTS	AVG	HI
96-97	47-46	984	20.9	86-187	.460	10-34	.294	66	170	236	5.0	32	150-2	9	51	34	182	3.9	12

Three-point FG: None Attempted.

MOORE, TRACY #20

6-4 GUARD • TULSA '88 • BORN 12/28/65 • FREE AGENT SIGNEE 1/16/92 • WAIVED 2/4/93

								- REBOUNDS -											
YEAR	GP-GS	MIN	AVG	FGM-FGA	PCT	FTM-FTA	PCT	OFF	DEF	TOT	AVG	AST	PF-D	STL	TO	BLK	PTS	AVG	HI
91-92	42-2	782	18.6	130-325	.400	65-78	.833	31	51	82	2.0	48	97-0	32	44	4	355	8.5	19
92-93	39-1	510	13.1	103-249	.414	53-61	.869	23	29	52	1.3	47	54-0	21	32	4	282	7.2	20
TOT	81-3	1292	16.0	233-574	.406	118-139	.849	54	80	134	1.7	95	151-0	53	76	8	637	7.9	20

Three-point FG: '91-92, 30-84 (.357); '92-93, 23-67 (.343). Total, 53-151 (.351)

MORNINGSTAR, DARREN #50

6-11 CENTER • PITTSBURGH '92 • BORN 4/22/69 • FREE AGENT SIGNEE 10/7/93 • WAIVED 11/23/93

								- REBOUNDS -											
YEAR	GP-GS	MIN	AVG	FGM-FGA	PCT	FTM-FTA	PCT	OFF	DEF	TOT	AVG	AST	PF-D	STL	TO	BLK	PTS	AVG	HI
93-94	22-15	363	16.5	38-81	.469	18-30	.600	31	49	80	3.6	15	69-1	14	19	2	94	4.3	11

Three-point FG: None Attempted.

MORROW, ANTHONY #23

6-5 GUARD • GEORGIA TECH • BORN 9/27/85 • ACQUIRED FROM ATLANTA IN EXCHANGE FOR DAHNTAY JONES 2/21/13 • COMPLETED CONTRACT 6/30/13

								- REBOUNDS -											
YEAR	GP-GS	MIN	AVG	FGM-FGA	PCT	FTM-FTA	PCT	OFF	DEF	TOT	AVG	AST	PF-D	STL	TO	BLK	PTS	AVG	HI
12-13	17-0	82	4.8	17-34	.500	4-4	1.000	1	3	4	0.2	4	10-0	1	4	0	39	2.3	8

Three-point FG: 1-5 (.200)

MOTLEY, JOHNATHAN #6

6-10 FORWARD • BAYLOR • BORN 5/4/95 • SIGNED TO A TWO-WAY CONTRACT 7/3/17 • TRADED TO THE L.A. CLIPPERS WITH THE RIGHTS TO RENALDAS SEIBUTIS IN EXCHANGE FOR THE RIGHTS TO MAARTY LEUNEN AND CASH CONSIDERATIONS 7/23/18

								- REBOUNDS -											
YEAR	GP-GS	MIN	AVG	FGM-FGA	PCT	FTM-FTA	PCT	OFF	DEF	TOT	AVG	AST	PF-D	STL	TO	BLK	PTS	AVG	HI
17-18	11-4	176	16.0	40-75	.533	15-28	.536	14	35	49	4.5	7	18-0	3	9	2	96	8.7	26

Three-point FG: 1-6 (.167)

MURPHY, TROY #6

6-11 FORWARD/CENTER • NOTRE DAME • BORN 5/2/80 • FREE AGENT SIGNEE 11/2/12 • WAIVED 11/29/12

								- REBOUNDS -											
YEAR	GP-GS	MIN	AVG	FGM-FGA	PCT	FTM-FTA	PCT	OFF	DEF	TOT	AVG	AST	PF-D	STL	TO	BLK	PTS	AVG	HI
12-13	14-1	256	18.3	22-61	.361	10-11	.909	7	42	49	3.5	7	29-0	10	7	6	65	4.6	12

Three-point FG: 11-35 (.314)

MÜÜRSEPP, MARTIN #31 (2/15/97 TO 2/18/97), #13 (2/19/97 TO 6/23/98)

6-9 FORWARD • ESTONIA • BORN 9/26/74 • ACQUIRED FROM MIAMI WITH KURT THOMAS AND SASHA DANILOVIC FOR JAMAL MASHBURN 2/14/97 • TRADED TO PHOENIX WITH BUBBA WELLS, THE DRAFT RIGHTS TO PAT GARRITY AND A FIRST-ROUND CHOICE FOR STEVE NASH 6/24/98

								- REBOUNDS -											
YEAR	GP-GS	MIN	AVG	FGM-FGA	PCT	FTM-FTA	PCT	OFF	DEF	TOT	AVG	AST	PF-D	STL	TO	BLK	PTS	AVG	HI
96-97	32-0	221	6.9	49-117	.419	38-56	.679	33	29	62	1.9	17	55-1	12	15	10	139	4.3	18
97-98	41-7	603	14.7	83-191	.435	51-67	.761	46	68	114	2.8	30	96-1	29	29	14	233	5.7	24
TOT	73-7	824	11.3	132-308	.429	89-123	.724	79	97	176	2.4	47	151-2	41	44	24	372	5.1	24

Three-point FG: '96-97, 3-20 (.150); '97-98, 16-38 (.421). Total, 19-58 (.328)

NAJERA, EDUARDO #14

6-8 FORWARD • OKLAHOMA '00 • BORN 7/11/76 • DRAFT RIGHTS ACQUIRED FROM HOUSTON WITH A SECOND-ROUND PICK FOR THE DRAFT RIGHTS TO DAN LANGHI 6/28/00 • TRADED TO GOLDEN STATE WITH CHRISTIAN LAETTNER, TWO FUTURE FIRST-ROUND PICKS, CASH CONSIDERATIONS AND THE DRAFT RIGHTS TO LUIS FLORES AND MLADEN SEKULARAC FOR ERICK DAMPIER, DAN DICKAU, EVAN ESCHMEYER AND THE DRAFT RIGHTS TO STEVE LOGAN 8/24/04• ACQUIRED BY DALLAS FROM NEW JERSEY IN EXCHANGE FOR KRIS HUMPHRIES AND SHAWNE WILLIAMS (1/11/10) • TRADED ALONG WITH ERICK DAMPIER AND MATT CARROLL TO CHARLOTTE IN EXCHANGE FOR TYSON CHANDLER AND ALEXIS AJINCA

								- REBOUNDS -											
YEAR	GP-GS	MIN	AVG	FGM-FGA	PCT	FTM-FTA	PCT	OFF	DEF	TOT	AVG	AST	PF-D	STL	TO	BLK	PTS	AVG	HI
00-01	40-4	431	10.8	58-111	.523	14-33	.424	41	54	95	2.4	27	48-0	13	17	8	131	3.3	10
01-02	62-11	1357	21.9	150-300	.500	100-145	.676	149	193	342	5.5	38	156-2	56	40	30	400	6.5	19
02-03	48-12	1103	23.0	129-231	.558	62-91	.681	90	133	223	4.6	47	129-1	40	23	22	320	6.7	16
03-04	58-7	720	12.4	72-162	.444	30-46	.652	67	89	156	2.7	25	90-1	35	29	19	176	3.0	11
09-10	33-3	481	14.6	42-93	.452	8-12	.667	22	55	77	2.3	14	61-0	17	13	12	108	3.3	11
TOT	241-37	4092	16.9	451-897	.503	214-330	.648	369	524	893	3.7	151	484-4	161	122	91	1135	4.7	19

Three-point FG: '00-01, 1-3 (.333); '01-02, 0-2 (.000); '02-03, 0-1 (.000); '03-04, 2-4 (.500); '09-10, 16-47 (.340). Total, 19-57 (.333)

NBA PLAYOFF STATISTICS

YEAR	GP-GS	MIN	AVG	FGM-FGA	PCT	FTM-FTA	PCT	OFF	DEF	TOT	AVG	AST	PF-D	STL	TO	BLK	PTS	AVG	HI
00-01	7-0	44	6.3	9-17	.529	0-0	.000	7	8	15	2.1	1	8-0	1	1	1	21	3.0	10
01-02	8-4	122	15.3	16-23	.696	5-8	.625	3	10	13	1.6	1	22-0	3	2	0	37	4.6	13
02-03	19-5	394	20.7	39-86	.453	38-48	.792	36	38	74	3.9	15	53-1	14	16	4	116	6.1	12
03-04	5-0	57	11.4	5-11	.455	2-2	1.000	10	7	17	3.4	3	12-0	3	2	2	12	2.4	6
09-10	5-0	36	7.2	2-8	.250	0-0	.000	5	4	9	1.8	0	8-0	2	1	0	4	0.8	2
TOT	44-9	653	14.8	71-145	.490	45-58	.776	61	67	128	2.9	20	103-1	23	22	7	190	4.3	13

THREE-POINT FG: '00-01, 3-4 (.750); '01-02, NONE ATTEMPTED; '02-03, NONE ATTEMPTED; '03-04, NONE ATTEMPTED; '09-10, 0-5 (.000) TOTAL, 3-9 (.333)

NASH, STEVE #13

6-3 GUARD • SANTA CLARA '96 • BORN 2/7/74 • ACQUIRED FROM PHOENIX FOR MARTIN MÜÜRSEPP, BUBBA WELLS, THE DRAFT RIGHTS TO PAT GARRITY AND A 1999 FIRST-ROUND DRAFT CHOICE 6/24/98 • COMPLETED CONTRACT 6/1/04

								- REBOUNDS -											
YEAR	GP-GS	MIN	AVG	FGM-FGA	PCT	FTM-FTA	PCT	OFF	DEF	TOT	AVG	AST	PF-D	STL	TO	BLK	PTS	AVG	HI
98-99	40-40	1269	31.7	114-314	.363	38-46	.826	32	82	114	219	5.5	98-2	37	83	2	315	7.9	22
99-00	56-27	1532	27.4	173-363	.477	75-85	.882	34	87	121	272	4.9	122-1	37	102	3	481	8.6	24
00-01	70-70	2387	34.1	386-792	.487	231-258	.895	46	177	223	509	7.3	158-0	72	205	5	1092	15.6	31
01-02	82-82	2837	34.6	525-1088	.483	260-293	.887	50	204	254	634	7.7	164-0	53	229	4	1466	17.9	39
02-03	82-82	2711	33.1	518-1114	.465	308-339	.909	63	171	234	598	7.3	134-0	85	192	6	1455	17.7	32
03-04	78-78	2612	33.5	397-845	.470	230-251	.916	59	173	232	687	8.8	139-0	67	209	8	1128	14.5	31
TOT	408-379	13348	33.7	2113-4516	.468	1142-1272	.898	284	894	1178	2919	7.2	815-3	351	1020	28	5937	14.6	39

Three-point FG: '98-99, 49-131 (.374); '99-00, 60-149 (.403); '00-01, 89-219 (.406); '01-02, 156-343 (.455); '02-03, 111-269 (.413); '03-04, 104-257 (.405). Total, 569-1368 (.416)

NBA PLAYOFF STATISTICS

YEAR	GP-GS	MIN	AVG	FGM-FGA	PCT	FTM-FTA	PCT	OFF	DEF	TOT	AVG	AST	PF-D	STL	TO	BLK	PTS	AVG	HI
00-01	10-10	370	37.0	45-108	.417	30-34	.882	6	26	32	64	6.4	19-0	6	25	1	136	13.6	27
01-02	8-8	323	40.4	51-118	.432	34-35	.971	7	25	32	70	8.8	20-0	4	30	0	156	19.5	30
02-03	20-20	729	36.5	115-257	.447	55-63	.873	15	55	70	145	7.3	47-0	17	51	1	322	16.1	31
03-04	5-5	197	39.4	27-70	.386	8-9	.889	6	20	26	45	9.0	14-0	4	12	0	68	13.6	24
TOT	43-43	1619	37.7	238-553	.430	127-141	.901	34	126	160	324	7.5	100-0	31	118	2	682	15.9	31

THREE-POINT FG: '00-01, 16-39 (.410); '01-02, 20-45 (.444); '02-03, 37-76 (.487); '03-04, 6-16 (.375). TOTAL 79-176 (.449)

NBA ALL-STAR STATISTICS

YEAR	SITE	GP-GS	MIN	FGM-FGA	PCT	FTM-FTA	PCT	OFF	DEF	TOT	AST	PF-D	ST	TO	BLK	PTS	AVG
2002	PHI	1-0	24	3-9	.333	0-0	.000	2	1	3	9	1-0	1	0	0	8	8.0
2003	ATL	1-0	16	1-3	.333	0-1	.000	2	3	5	3	1-0	1	4	0	2	2.0
TOT		2-0	40	4-12	.333	0-1	.000	4	4	8	12	2-0	2	4	0	10	5.0

Three-point FG: '02, 2-4 (.500); '03, 0-2 (.000). Total, 2-6 (.333)

N'DIAYE, MAMADOU #34

7-0 CENTER • AUBURN '00 • BORN 6/16/75 • SIGNED 10-DAY CONTRACT 1/6/04 • SIGNED SECOND 10-DAY CONTRACT 1/16/04 • COMPLETED CONTRACT 1/27/04

								- REBOUNDS -											
YEAR	GP-GS	MIN	AVG	FGM-FGA	PCT	FTM-FTA	PCT	OFF	DEF	TOT	AVG	AST	PF-D	STL	TO	BLK	PTS	AVG	HI
01-02	47-17	724	15.4	67-148	.453	42-58	.724	9	40	49	1.0	14	88-2	29	21	4	198	4.2	17

Three-point FG: 22-57 (.386)

NELSON, JAMEER #14

6-0 GUARD • ST. JOSEPH'S • BORN 2/9/82 • FREE AGENT SIGNEE 7/24/14 • TRADED ALONG WITH BRANDAN WRIGHT, JAE CROWDER, A 2015 FIRST ROUND PICK AND A 2016 SECOND ROUND PICK TO BOSTON IN EXCHANGE FOR RAJON RONDO AND DWIGHT POWELL 12/18/14

								- REBOUNDS -											
YEAR	GP-GS	MIN	AVG	FGM-FGA	PCT	FTM-FTA	PCT	OFF	DEF	TOT	AVG	AST	PF-D	STL	TO	BLK	PTS	AVG	HI
14-15	23-23	584	25.4	61-163	.374	7-8	.875	14	49	63	2.7	95	53-0	15	39	2	167	7.3	18

Three-point FG: 38-103 (.369)

NEWMAN, JOHNNY #2

6-7 FORWARD • RICHMOND '86 • BORN 11/28/63• FREE AGENT SIGNEE 11/27/01 • COMPLETED CONTRACT 5/02

								- REBOUNDS -											
YEAR	GP-GS	MIN	AVG	FGM-FGA	PCT	FTM-FTA	PCT	OFF	DEF	TOT	AVG	AST	PF-D	STL	TO	BLK	PTS	AVG	HI
01-02	47-17	724	15.4	67-148	.453	42-5 8	.724	9	40	49	1.0	14	88-0	29	21	4	198	4.2	10

Three-point FG: 22-57 (.386)

NBA PLAYOFF STATISTICS

YEAR	GP-GS	MIN	AVG	FGM-FGA	PCT	FTM-FTA	PCT	OFF	DEF	TOT	AVG	AST	PF-D	STL	TO	BLK	PTS	AVG	HI
01-02	3-2	22	7.3	1-7	.143	0-0	.000	0	0	0	0.0	2	5-0	0	0	0	3	1.0	3

THREE-POINT FG: 1-6 (.167)

NIMPHIUMS, KURT #40

6-11 FORWARD/CENTER • ARIZONA STATE '80 • BORN 3/13/58 • FREE AGENT SIGNEE 9/26/81 • TRADED TO L.A. CLIPPERS FOR JAMES DONALDSON 11/25/85

								- REBOUNDS -											
YEAR	GP-GS	MIN	AVG	FGM-FGA	PCT	FTM-FTA	PCT	OFF	DEF	TOT	AVG	AST	PF-D	STL	TO	BLK	PTS	AVG	HI
81-82	63-27	1085	17.2	137-297	.461	63-108	.583	92	203	295	4.7	61	190-5	17	56	82	337	5.3	20
82-83	81-12	1515	18.7	174-355	.490	77-140	.550	157	247	404	5.0	115	287-11	24	66	111	426	5.3	20
83-84	82-46	2284	27.9	272-523	.520	101-162	.623	182	331	513	6.3	176	283-5	41	98	144	646	7.9	24
84-85	82-40	2010	24.5	196-434	.452	108-140	.771	136	272	408	5.0	183	262-4	30	95	126	500	6.1	16
85-86	13-4	280	21.5	37-72	.514	17-29	.586	23	37	60	4.6	14	38-1	3	13	12	91	7.0	20
TOT	321-129	7174	22.3	816-1681	.485	366-579	.632	590	1090	1680	5.2	549	1060-26	115	328	475	2000	6.2	24

Three-point FG: '81-82, None Attempted; '82-83, 1-1 (1.000); '83-84, 1-4 (.250); '84-85, 0-6 (.000); '85-86, 0-1 (.000). Total, 2-12 (.167)

NBA PLAYOFF STATISTICS

YEAR	GP-GS	MIN	AVG	FGM-FGA	PCT	FTM-FTA	PCT	OFF	DEF	TOT	AVG	AST	PF-D	STL	TO	BLK	PTS	AVG	HI
83-84	10-0	178	17.8	14-33	.424	14-17	.824	20	33	53	5.3	13	24-0	0	9	14	42	4.2	9
84-85	4-0	50	12.5	3-6	.500	0-0	—	3	3	6	1.5	3	10-0	1	2	1	6	1.5	4
TOT	14-0	228	16.3	17-39	.436	14-17	.824	23	36	59	4.2	16	34-0	1	11	15	48	3.4	9

Three-point FG: None Attempted.

NOEL, NERLENS #3

6-11 CENTER • KENTUCKY • BORN 4/10/94 • ACQUIRED BY DALLAS IN EXCHANGE FOR JUSTIN ANDERSON, ANDREW BOGUT AND A 2017 PROTECTED FIRST ROUND PICK 2/23/17 • SIGNED 8/28/17 • COMPLETED CONTRACT 6/30/18

								- REBOUNDS -											
YEAR	GP-GS	MIN	AVG	FGM-FGA	PCT	FTM-FTA	PCT	OFF	DEF	TOT	AVG	AST	PF-D	STL	TO	BLK	PTS	AVG	HI
16-17	22-12	483	21.9	77-134	.575	34-48	.708	47	103	150	6.8	20	55-0	22	22	24	188	8.5	15
17-18	30-6	472	15.7	55-105	.524	21-28	.750	48	120	168	5.6	20	59-1	31	26	22	131	4.4	16
TOT	52-18	955	18.4	132-239	.552	55-76	.724	95	223	318	6.1	40	114-1	53	48	46	319	6.1	16

Three-point FG: '16-17, None Attempted; '17-18, 0-1 (.000); Total, 0-1 (.000)

NOVAK, STEVE #21

6-10 FORWARD • MARQUETTE '06 • BORN 6/13/83 • FREE AGENT SIGNEE 9/23/10 • WAIVED 1/5/11

								- REBOUNDS -											
YEAR	GP-GS	MIN	AVG	FGM-FGA	PCT	FTM-FTA	PCT	OFF	DEF	TOT	AVG	AST	PF-D	STL	TO	BLK	PTS	AVG	HI
10-11	7-0	18	2.6	4-8	.500	0.0	---	0	5	5	0.7	0	3-0	0	0	0	11	1.6	3

Three-point FG: 3-4 (.750)

NOWITZKI, DIRK #41

7-0 FORWARD • GERMANY • BORN 6/19/78 • DRAFT RIGHTS ACQUIRED BY DALLAS FROM MILWAUKEE WITH THE DRAFT RIGHTS TO PAT GARRITY IN EXCHANGE FOR THE DRAFT RIGHTS TO ROBERT TRAYLOR 6/24/98 • RE-SIGNED TO A SIX-YEAR CONTRACT 10/22/01 • SIGNED CONTRACT EXTENSION 9/26/06 • RE-SIGNED 7/19/10 • RE-SIGNED 7/15/14 • RE-SIGNED 7/27/16 • RE-SIGNED 7/6/17 • RE-SIGNED 7/23/18 • ANNOUNCED RETIREMENT 4/10/19 (ANNOUNCED HE WOULD RETIRE FOLLOWING THE 2018-19 SEASON ON 4/9/19)

								- REBOUNDS -											
YEAR	GP-GS	MIN	AVG	FGM-FGA	PCT	FTM-FTA	PCT	OFF	DEF	TOT	AVG	AST	PF-D	STL	TO	BLK	PTS	AVG	HI
98-99	47-24	958	20.4	136-336	.405	99-128	.773	41	121	162	3.4	47	105-5	29	73	27	385	8.2	29
99-00	82-81	2938	35.8	515-1118	.461	289-348	.830	102	430	532	6.5	203	256-4	63	141	68	1435	17.5	32
00-01	82-82	3125	38.1	591-1247	.474	451-538	.838	119	635	754	9.2	173	245-1	79	156	101	1784	21.8	38
01-02	76-76	2891	38.0	600-1258	.477	440-516	.853	120	635	755	9.9	186	222-2	83	145	77	1779	23.4	40
02-03	80-80	3117	39.0	690-1489	.463	483-548	.881	81	710	791	9.9	239	206-2	111	152	82	2011	25.1	40
03-04	77-77	2915	37.9	605-1310	.462	371-423	.877	90	580	670	8.7	207	216-3	92	135	104	1680	21.8	43
04-05	78-78	3020	38.7	663-1445	.459	615-708	.869	96	661	757	9.7	240	219-1	97	176	119	2032	26.1	53
05-06	81-81	3089	38.1	751-1564	.480	539-598	.901	115	613	728	9.0	226	164-1	58	156	83	2151	26.6	51
06-07	78-78	2821	36.2	673-1341	.502	498-551	.904	122	571	693	8.9	263	171-0	52	167	62	1916	24.6	43
07-08	77-77	2769	36.0	630-1314	.479	478-544	.879	95	564	659	8.6	266	198-0	51	160	71	1817	23.6	37
08-09	81-81	3050	37.7	774-1616	.479	485-545	.890	88	593	681	8.4	197	176-1	61	157	63	2094	25.9	46
09-10	81-80	3039	37.5	720-1496	.481	536-586	.915	80	540	620	7.7	218	208-1	70	149	79	2027	25.0	41
10-11	73-73	2504	34.3	610-1179	.517	395-443	.892	50	463	513	7.0	190	172-0	38	137	47	1681	23.0	42
11-12	62-62	2078	33.5	473-1034	.457	318-355	.896	46	372	418	6.7	136	129-0	42	117	30	1342	21.6	40
12-13	53-47	1661	31.3	343-728	.471	166-193	.860	37	326	363	6.8	132	93-0	38	70	37	917	17.3	35
13-14	80-80	2628	32.9	633-1273	.497	338-376	.899	40	458	498	6.2	216	165-1	73	117	45	1735	21.7	40
14-15	77-77	2282	29.6	487-1062	.459	255-289	.882	44	413	457	5.9	143	160-1	39	82	33	1333	17.3	30
15-16	75-75	2364	31.5	498-1112	.448	250-280	.893	52	437	489	6.5	132	161-0	52	84	52	1372	18.3	40
16-17	54-54	1424	26.4	296-678	.437	98-112	.875	23	330	353	6.5	82	113-0	30	51	38	769	14.2	26
17-18	77-77	1900	24.7	346-758	.456	97-108	.898	22	416	438	5.7	120	146-0	43	51	45	927	12.0	23
18-19	51-20	795	15.6	135-376	.359	39-50	.780	5	153	158	3.1	35	76-0	9	18	18	373	7.3	30
TOT	1522-1460	51368	33.8	11169-23734	.471	822-1079	.879	1468	10021	11489	7.5	3651	3601-23	1210	2494	1281	31560	20.7	53

Three-point FG: '98-99, 14-68 (.206); '99-00, 116-306 (.379); '00-01, 151-390 (.387); '01-02, 139-350 (.397); '02-03, 148-390 (.379); '03-04, 99-290 (.341); '04-05, 91-228 (.399); '05-06, 110-271 (.406); '06-07, 72-173 (.416); '07-08, 79-220 (.359); '08-09, 61-170 (.359); '09-10, 51-121 (.421); '10-11, 66-168 (.393); '11-12, 78-212 (.368); '12-13, 65-157 (.414); '13-14, 131-329 (.398); '14-15, 104-274 (.380); '15-16, 126-342 (.368); '16-17, 79-209 (.378); '17-18, 138-337 (.409); '18-19, 64-205 (.312). Total, 1982-5210 (.380)

NBA PLAYOFF STATISTICS

YEAR	GP-GS	MIN	AVG	FGM-FGA	PCT	FTM-FTA	PCT	OFF	DEF	TOT	AVG	AST	PF-D	STL	TO	BLK	PTS	AVG	HI
00-01	10-10	399	39.9	69-163	.529	83-94	.883	14	67	81	8.1	14	37-1	11	14	8	234	23.4	42
01-02	8-8	357	44.6	73-164	.500	65-74	.878	17	88	105	13.1	18	27-1	16	22	6	227	28.4	39
02-03	17-17	722	42.5	150-313	.400	103-113	.912	15	181	196	11.5	37	52-0	21	40	16	430	25.3	46
03-04	5-5	212	42.4	45-100	.000	36-42	.857	13	46	59	11.8	7	16-0	7	6	13	133	26.6	32
04-05	13-13	551	42.4	103-256	.667	92-111	.829	25	106	131	10.1	43	42-0	18	33	21	308	23.7	34
05-06	23-23	983	42.7	196-419	.667	205-229	.895	47	221	268	11.7	67	64-0	25	49	14	620	27.0	50
06-07	6-6	239	39.8	36-94	.667	42-50	.840	25	43	68	11.3	14	20-0	11	14	8	118	19.7	30
07-08	5-5	211	42.2	43-91	.667	42-52	.808	10	50	60	12.0	20	13-0	1	10	7	134	26.8	32
08-09	10-10	394	39.4	88-170	.667	86-93	.925	12	89	101	10.1	31	21-0	9	23	8	268	26.8	44
09-10	6-6	233	38.8	58-106	.667	40-42	.952	7	42	49	8.2	18	15-0	5	10	4	160	26.7	36
10-11	21-21	826	39.3	192-396	.667	175-186	.941	12	159	171	8.1	53	46-0	12	65	13	582	27.7	48
11-12	4-4	154	38.5	34-77	.667	38-42	.905	3	22	25	6.3	7	9-0	3	10	0	107	26.8	34
13-14	7-7	263	37.6	54-126	.667	25-31	.806	5	51	56	8.0	11	20-0	6	15	6	134	19.1	26
14-15	5-5	181	36.2	38-84	.667	26-28	.929	4	48	52	10.4	12	16-0	2	10	2	106	21.2	34
15-16	5-5	170	34.0	41-83	.667	16-17	.941	3	21	24	4.8	8	9-0	2	7	3	102	20.4	27
TOT	145-145	5895	40.7	1220-2642	.462	1074-1204	.892	212	1234	1446	10.0	360	407-2	149	328	129	3663	25.3	50

Three-point FG: '00-01, 13-46 (.283); '01-02, 16-28 (.571); '02-03, 27-61 (.443); '03-04, 7-15 (.467); '04-05, 10-30 (.333); '05-06, 23-67 (.343); '06-07, 4-19 (.211); '07-08, 6-18 (.333); '08-09, 6-21 (.286); '09-10, 4-7 (.571); '10-11, 23-50 (.460); '11-12, 1-6 (.167); '13-14, 1-12 (.083); '14-15, 4-17 (.235); '15-16, 4-11 (.364). Total, 149-408 (.365)

NBA ALL-STAR STATISTICS

YEAR	SITE	GP-GS	MIN	FGM-FGA	PCT	FTM-FTA	PCT	OFF	DEF	TOT	AST	PF-D	STL	TO	BLK	PTS	AVG
2002	PHI	1-0	24	5-11	.455	1-1	1.000	2	6	8	3	1-0	0	2	0	12	12.0
2003	ATL	1-0	16	4-8	.500	0-0	—	0	1	1	1	1-0	0	2	0	9	9.0
2004	LA	1-0	13	1-3	.333	0-0	—	0	0	0	1	0-0	2	2	0	2	2.0
2005	DEN	1-0	21	4-10	.400	1-2	.500	3	5	8	2	1-0	4	3	4	10	10.0
2006	HOU	1-0	16	4-8	.500	2-3	.667	3	3	6	0	2-0	0	0	0	10	10.0
2007	LV	1-1	16	4-9	.444	0-0	—	2	3	5	2	0-0	0	0	0	9	9.0
2008	NO	1-0	26	5-14	.357	2-2	1.000	1	3	4	2	0-0	0	2	0	13	13.0
2009	PHO	1-0	14	3-5	.600	2-2	1.000	0	1	1	1	0-0	0	0	0	8	8.0
2010	DAL	1-1	28	8-15	.533	6-6	1.000	0	4	4	2	2-0	1	2	0	22	22.0
2011	LA	1-0	14	3-8	.375	0-0	—	0	5	5	1	0-0	1	0	1	6	6.0
2012	ORL	1-0	14	3-8	.375	0-0	—	2	2	4	1	1-0	0	0	0	7	7.0
2014	NO	1-0	8	0-2	.000	0-0	—	0	1	1	0	0-0	0	0	0	0	0.0
2015	NY	1-0	12	2-5	.400	0-0	—	2	3	5	0	0-0	2	0	0	5	5.0
2019	CHA	1-0	4	3-3	1.000	0-0	—	0	0	0	0	0-0	0	1	0	9	9.0
TOT		2-0	227	49-109 .450		14-16	.875	15	37	52	16	8-0	10	14	5	122	8.7

Three-point FG: '02, 1-4 (.250); '03, 1-4 (.250); '04, 0-1 (.000); '05, 1-3 (.333); '06, 0-3 (.000); '07, 1-2 (.500); '08, 1-4 (.250); '09, None Attempted; '10, 0-1 (.000); '11, 0-1 (.000); '12, 1-5 (.200); '14, 0-1 (.000); '15, 1-2 (.500); '19, 3-3 (1.000). Total, 10-34 (.294)

NUTT, DENNIS #21

6-2 GUARD • TCU '85 • BORN 3/25/63 • FREE AGENT SIGNEE 12/31/86 • WAIVED 10/30/87

								- REBOUNDS -										
YEAR	GP-GS	MIN	AVG	FGM-FGA	PCT	FTM-FTA	PCT	OFF	DEF	TOT	AVG	AST	PF-D	STL	TO	BLK	PTS	AVG	HI
86-87	25-0	91	3.6	16-40	.400	20-22	.909	1	7	8	0.6	16	6-0	7	10	0	57	2.3	11

Three-point FG: 5-17 (.294)

NBA PLAYOFF STATISTICS

YEAR	GP-GS	MIN	AVG	FGM-FGA	PCT	FTM-FTA	PCT	OFF	DEF	TOT	AVG	AST	PF-D	STL	TO	BLK	PTS	AVG	HI
86-87	1-0	10	10.0	1-5	.200	0-0	—	1	1	2	1.0	1	0-0	0	1	0	2	2.0	2

Three-point FG: 0-2 (.000)

O'BANNON, ED #31

6-8 FORWARD • UCLA '95 • BORN 9/14/72 • ACQUIRED FROM NEW JERSEY WITH ROBERT PACK, SHAWN BRADLEY AND KHALID REEVES FOR ERIC MONTROSS, GEORGE MCCLOUD, JIM JACKSON, SAM CASSELL AND CHRIS GATLING 2/17/97• TRADED TO ORLANDO WITH DEREK HARPER FOR DENNIS SCOTT AND $500,000 9/24/97

								- REBOUNDS -										
YEAR	GP-GS	MIN	AVG	FGM-FGA	PCT	FTM-FTA	PCT	OFF	DEF	TOT	AVG	AST	PF-D	STL	TO	BLK	PTS	AVG	HI
96-97	19-0	175	9.2	17-72	.236	11-12	.917	9	27	36	1.9	11	19-0	5	6	2	46	2.4	7

Three-point FG: 5-17 (.294)

ODOM, LAMAR #7

6-10 FORWARD • RHODE ISLAND • BORN 11/6/79 • ACQUIRED ALONG WITH A SECOND-ROUND DRAFT PICK AND OTHER SECOND-ROUND CONSIDERATIONS IN 2013 FROM L.A. LAKERS IN EXCHANGE FOR A PROTECTED FIRST-ROUND DRAFT PICK 12/11/11 • TRADED TO L.A. CLIPPERS FOR THE DRAFT RIGHTS TO TADIJA DRAGICEVIC FROM UTAH AND CASH CONSIDERATIONS FROM HOUSTON IN A DEAL THAT ALSO SENT THE DRAFT RIGHTS TO SHAN FOSTER FROM DALLAS TO UTAH, MO WILLIAMS FROM L.A. CLIPPERS TO UTAH AND THE DRAFT RIGHTS TO FURKAN ALDEMIR (53RD OVERALL PICK IN THE 2012 NBA DRAFT) FROM L.A. CLIPPERS TO HOUSTON 6/29/12

								- REBOUNDS -										
YEAR	GP-GS	MIN	AVG	FGM-FGA	PCT	FTM-FTA	PCT	OFF	DEF	TOT	AVG	AST	PF-D	STL	TO	BLK	PTS	AVG	HI
11-12	50-4	1027	20.5	123-349	.352	58-98	.592	36	172	208	4.2	83	97-0	20	52	18	332	6.6	19

Three-point FG: 28-111 (.252)

OLLIE, KEVIN #3

6-4 GUARD • CONNECTICUT '95 • BORN 12/27/72 • FREE AGENT SIGNEE 10/7/97 • WAIVED 12/17/97

								- REBOUNDS -										
YEAR	GP-GS	MIN	AVG	FGM-FGA	PCT	FTM-FTA	PCT	OFF	DEF	TOT	AVG	AST	PF-D	STL	TO	BLK	PTS	AVG	HI
97-98	16-0	214	13.4	14-42	.333	18-25	.720	6	15	21	2.0	32	16-0	6	16	0	46	2.9	11

Three-point FG: None Attempted.

OMORUYI, EUGENE #2

6-7 FORWARD • OREGON '21 • BORN 2/14/97 • SIGNED TWO-WAY CONTRACT 8/13/21 • WAIVED 12/26/21

								- REBOUNDS -										
YEAR	GP-GS	MIN	AVG	FGM-FGA	PCT	FTM-FTA	PCT	OFF	DEF	TOT	AVG	AST	PF-D	STL	TO	BLK	PTS	AVG	HI
21-22	4-0	18	4.5	2-5	.400	2-4	.500	2	5	7	1.8	2	2-0	0	0	0	7	1.8	6

Three-point FG: '21-22, 1-2 (.500).

PACHULIA, ZAZA #27

6-11 CENTER • REPUBLIC OF GEORGIA • BORN 2/10/84 • ACQUIRED FROM MILWAUKEE IN EXCHANGE FOR A FUTURE SECOND ROUND PICK 7/9/15 • COMPLETED CONTRACT 6/30/16

								- REBOUNDS -										
YEAR	GP-GS	MIN	AVG	FGM-FGA	PCT	FTM-FTA	PCT	OFF	DEF	TOT	AVG	AST	PF-D	STL	TO	BLK	PTS	AVG	HI
15-16	76-69	2004	26.4	219-470	.466	212-276	.768	249	469	718	9.4	128	181-1	64	119	22	650	8.6	18

Three-point FG: 0-3 (.000).

NBA PLAYOFF STATISTICS

YEAR	GP-GS	MIN	AVG	FGM-FGA	PCT	FTM-FTA	PCT	OFF	DEF	TOT	AVG	AST	PF-D	STL	TO	BLK	PTS	AVG	HI
15-16	5-4	112	22.4	9-24	.375	15-17	.882	10	17	27	5.4	16	13-0	3	2	1	33	6.6	12

Three-point FG: None Attempted.

PACK, ROBERT #14

6-2 GUARD • SOUTHERN CALIFORNIA '91 • BORN 2/3/69 • ACQUIRED FROM NEW JERSEY WITH SHAWN BRADLEY, ED O'BANNON AND KHALID REEVES FOR SAM CASSELL, CHRIS GATLING, JIM JACKSON, GEORGE MCCLOUD AND ERIC MONTROSS 2/17/97 • TRADED TO BOSTON WITH JOHN WILLIAMS AND CASH FOR DANA BARROS (PART OF 4-TEAM, 9-PLAYER TRADE) 8/16/00

								- REBOUNDS -										
YEAR	GP-GS	MIN	AVG	FGM-FGA	PCT	FTM-FTA	PCT	OFF	DEF	TOT	AVG	AST	PF-D	STL	TO	BLK	PTS	AVG	HI
96-97	20-11	597	29.9	79-219	.361	62-73	.849	13	47	60	6.4	127	56-0	35	67	3	229	11.5	23
97-98	12-10	292	24.3	33-98	.337	25-36	.694	8	26	34	3.5	42	17-0	20	38	1	94	7.8	23
98-99	25-0	468	18.7	75-174	.431	72-88	.818	9	27	36	3.2	81	41-0	20	49	1	222	8.9	31
99-00	29-22	665	22.9	96-230	.417	63-78	.808	7	35	42	5.8	168	44-0	31	76	3	259	8.9	27
TOT	86-43	2022	23.5	283-721	.393	222-275	.807	37	135	172	4.9	418	158-0	106	230	8	804	9.3	31

Three-point FG: '96-97, 9-38 (.237); '97-98, 3-6 (.500); '98-99, 0-4 (.000); '99-00, 4-11 (.500). Total, 16-59 (.271)

PALMER, WALTER #31

7-1 CENTER • DARTMOUTH '90 • BORN 10/23/68 • FREE AGENT SIGNEE 10/7/92 • WAIVED 1/5/93

								- REBOUNDS -											
YEAR	GP-GS	MIN	AVG	FGM-FGA	PCT	FTM-FTA	PCT	OFF	DEF	TOT	AVG	AST	PF-D	STL	TO	BLK	PTS	AVG	HI
92-93	20-0	124	6.2	27-57	.474	6-9	.667	12	32	44	2.2	5	29-0	1	10	5	60	3.0	18

Three-point FG: None Attempted.

PARKS, CHEROKEE #4

6-11 FORWARD/CENTER • D-1995 1ST RND (12TH OVERALL) • DUKE '95 • BORN 10/11/72 • TRADED TO MINNESOTA FOR THE REMOVAL OF 2-6 LOTTERY PROTECTION ON THE 1997 FIRST-ROUND DRAFT CHOICE THE MAVERICKS ACQUIRED FROM THE TIMBERWOLVES IN THE 11/2/94 SEAN ROOKS TRADE 6/29/96

								- REBOUNDS -											
YEAR	GP-GS	MIN	AVG	FGM-FGA	PCT	FTM-FTA	PCT	OFF	DEF	TOT	AVG	AST	PF-D	STL	TO	BLK	PTS	AVG	HI
95-96	64-3	869	13.6	101-247	.409	41-62	.661	66	150	216	3.4	29	100-0	25	31	32	250	3.9	25

Three-point FG: 7-26 (.269)

PARSONS, CHANDLER #25

6-10 FORWARD • FLORIDA • BORN 10/25/88 • FREE AGENT SIGNEE 7/15/14 • DID NOT EXERCISE CONTRACT OPTION 6/30/16

								- REBOUNDS -											
YEAR	GP-GS	MIN	AVG	FGM-FGA	PCT	FTM-FTA	PCT	OFF	DEF	TOT	AVG	AST	PF-D	STL	TO	BLK	PTS	AVG	HI
14-15	66-66	2186	33.1	383-829	.462	139-193	.720	64	259	323	4.9	161	140-2	69	96	19	1037	15.7	32
15-16	61-51	1799	29.5	320-651	.492	93-136	.684	29	256	285	4.7	169	114-0	46	95	21	837	13.7	31
TOT	127-117	3985	31.4	703-1480	.475	232-329	.705	93	515	608	4.8	330	254-2	115	191	40	1874	14.8	32

Three-point FG: '14-15, 132-347 (.380); '15-16, 104-251 (.414). Total, 236-598 (.395)

NBA PLAYOFF STATISTICS

YEAR	GP-GS	MIN	AVG	FGM-FGA	PCT	FTM-FTA	PCT	OFF	DEF	TOT	AVG	AST	PF-D	STL	TO	BLK	PTS	AVG	HI
14-15	1-1	37	36.8	5-15	.333	0-0	---	0	6	6	6.0	2	1-0	0	1	0	10	10.0	10

Three-point FG: 0-4 (.000).

PAVLOVIC, SASHA #7

6-7 GUARD/FORWARD • SERBIA • BORN 11/15/83 • SIGNED TO FIRST 10-DAY CONTRACT ON 1/10/11 • SIGNED TO SECOND 10-DAY CONTRACT ON 1/20/11 • COMPLETED CONTRACT ON 1/30/11

								- REBOUNDS -											
YEAR	GP-GS	MIN	AVG	FGM-FGA	PCT	FTM-FTA	PCT	OFF	DEF	TOT	AVG	AST	PF-D	STL	TO	BLK	PTS	AVG	HI
10-11	10-6	163	16.3	15-35	.429	4-5	.800	0	12	12	1.2	7	15-0	5	5	3	41	4.1	11

Three-point FG: 7-16 (.438)

PERKINS, SAM #44 (1987-90), #41 (1984-87)

6-9 1/2 FORWARD • D-1984 1ST RND (4TH OVERALL) • NORTH CAROLINA '84 • BORN 6/14/61 • FREE AGENT SIGNEE BY THE LAKERS 8/6/90

								- REBOUNDS -											
YEAR	GP-GS	MIN	AVG	FGM-FGA	PCT	FTM-FTA	PCT	OFF	DEF	TOT	AVG	AST	PF-D	STL	TO	BLK	PTS	AVG	HI
84-85	82-42	2317	28.3	347-736	.471	200-244	.820	189	416	605	7.4	135	236-1	63	102	63	903	11.0	29
85-86	80-79	2626	32.8	458-910	.503	307-377	.814	195	490	685	8.6	153	212-2	75	145	94	1234	15.4	32
86-87	80-80	2687	33.6	461-957	.482	245-296	.828	197	419	616	7.7	146	269-6	109	132	77	1186	14.8	29
87-88	75-75	2499	33.3	394-876	.450	273-332	.822	201	400	601	8.0	118	227-2	74	119	54	1066	14.2	26
88-89	78-77	2860	36.7	445-959	.464	274-329	.833	235	453	688	8.8	127	224-1	76	141	92	1171	15.0	30
89-90	76-70	2668	35.1	435-883	.493	330-424	.778	209	363	572	7.5	175	225-4	88	148	64	1206	15.9	45
TOT	471-423	15657	33.2	2540-5321	.477	1629-2002	.814	1226	2541	3767	8.0	854	1393-16	485	787	444	6766	14.4	45

THREE-POINT FG: '84-85, 9-36 (.250); '85-86, 11-33 (.333); '86-87, 19-54 (.352); '87-88, 5-30 (.167); '88-89, 7-38 (.184); '89-90, 6-28 (.214). TOTAL, 57-219 (.260)

NBA PLAYOFF STATISTICS

YEAR	GP-GS	MIN	AVG	FGM-FGA	PCT	FTM-FTA	PCT	OFF	DEF	TOT	AVG	AST	PF-D	STL	TO	BLK	PTS	AVG	HI
84-85	4-4	169	42.3	24-49	.490	26-34	.765	16	35	51	12.8	11	13-1	2	3	1	75	18.8	26
85-86	10-10	347	34.7	57-133	.429	33-43	.767	30	53	83	8.3	24	32-0	9	16	14	149	14.9	29
86-87	4-4	133	33.3	26-52	.500	16-23	.696	12	22	34	8.5	5	16-0	4	9	1	68	17.0	24
87-88	17-17	572	33.6	88-195	.451	53-66	.803	39	73	112	6.6	31	51-1	25	30	17	230	13.5	23
89-90	3-3	118	39.3	16-36	.444	13-17	.765	10	12	22	7.3	8	17-2	3	7	2	45	15.0	18
TOT	38-38	1339	35.2	211-465	.454	141-183	.770	107	195	302	7.9	79	129-4	43	65	35	567	14.9	29

THREE-POINT FG: '84-85, 1-4 (.250); '85-86, 2-8 (.250); '86-87, 0-4 (.000); '87-88, 1-7 (.143); '89-90, 0-1 (.000). TOTAL, 4-24 (.167)

PHEGLEY, ROGER #21

6-6 GUARD • BRADLEY '78 • BORN 10/16/56 • FREE AGENT SIGNEE 2/20/84 • COMPLETED CONTRACT 5/84

								- REBOUNDS -											
YEAR	GP-GS	MIN	AVG	FGM-FGA	PCT	FTM-FTA	PCT	OFF	DEF	TOT	AVG	AST	PF-D	STL	TO	BLK	PTS	AVG	HI
83-84	10-0	76	7.6	9-31	.290	2-2	1.000	2	7	9	.9	9	10-0	1	5	0	21	2.1	9

THREE-POINT FG: 1-4 (.250)

NBA PLAYOFF STATISTICS

YEAR	GP-GS	MIN	AVG	FGM-FGA	PCT	FTM-FTA	PCT	OFF	DEF	TOT	AVG	AST	PF-D	STL	TO	BLK	PTS	AVG	HI
83-84	1-0	5	5.0	0-4	.000	2-2	1.000	0	0	0	0.0	1	2	0	0	0	2	2.0	2

THREE-POINT FG: 0-1 (.000)

PIETKIEWICZ, STAN #43

6-5 GUARD • AUBURN '78 • BORN 7/14/56 • FREE AGENT SIGNEE 1/12/81 • WAIVED 7/24/81

								- REBOUNDS -											
YEAR	GP-GS	MIN	AVG	FGM-FGA	PCT	FTM-FTA	PCT	OFF	DEF	TOT	AVG	AST	PF-D	STL	TO	BLK	PTS	AVG	HI
80-81	36-0	431	12.0	55-133	.414	11-14	.786	13	28	41	2.1	75	26-0	15	17	2	140	3.9	10

THREE-POINT FG: 19-48 (.396)

PINSON, THEO #1

6-7 FORWARD • NORTH CAROLINA '18 • BORN 11/5/95 • SIGNED TO A 10-DAY CONTRACT ON 12/20/21 • SIGNED TO A SECOND 10-DAY CONTRACT ON 12/31/21 • SIGNED TO A TWO-WAY CONTRACT ON 1/10/22 • FREE AGENT SIGNEE 7/1/22 • COMPLETED CONTRACT 4/9/23

								- REBOUNDS -											
YEAR	GP-GS	MIN	AVG	FGM-FGA	PCT	FTM-FTA	PCT	OFF	DEF	TOT	AVG	AST	PF-D	STL	TO	BLK	PTS	AVG	HI
21-22	19-0	148	7.8	14-39	.359	10-10	1.000	2	19	21	1.1	17	12-0	5	5	2	48	2.5	16
22-23	40-1	323	8.1	31-87	.356	11-13	.846	10	53	63	1.6	46	34-0	6	12	1	95	2.4	23
TOT	59-1	471	8.0	45-126	.357	21-23	.913	12	72	84	1.4	63	46-0	11	17	3	143	2.4	23

Three-point FG: '21-22, 10-30 (.333); '22-23, 22-62 (.355). Total, 32-92 (.348).

PODKOLZIN, PAVEL #24

7-5 CENTER • RUSSIA • BORN 1/15/85 • ACQUIRED FROM UTAH FOR A FIRST-ROUND PICK 6/24/04 • WAIVED 8/4/06

								- REBOUNDS -											
YEAR	GP-GS	MIN	AVG	FGM-FGA	PCT	FTM-FTA	PCT	OFF	DEF	TOT	AVG	AST	PF-D	STL	TO	BLK	PTS	AVG	HI
04-05	5-0	10	2.0	0-0	---	1-2	.500	0	2	2	2.8	0.4	4-0	0	2	0	1	0.2	1
05-06	1-0	18	18.0	0-2	.000	3-6	.500	0	7	7	2.8	7.0	0-0	0	2	1	3	3.0	3

Three-point FG: None Attempted.

POWELL, JOSH #33

6-9 FORWARD • NORTH CAROLINA STATE • BORN 12/5/83 • ROOKIE FREE AGENT SIGNEE 9/9/04 • WAIVED 10/24/04 • FREE AGENT SIGNEE 8/5/05 • TRADED TO INDIANA WITH DARRELL ARMSTRONG AND RAWLE MARSHALL FOR ANTHONY JOHNSON 6/24/06

								- REBOUNDS -											
YEAR	GP-GS	MIN	AVG	FGM-FGA	PCT	FTM-FTA	PCT	OFF	DEF	TOT	AVG	AST	PF-D	STL	TO	BLK	PTS	AVG	HI
05-06	37-2	429	11.6	37-81	.457	36-45	.800	28	53	81	2.2	9	52-0	7	22	4	110	3.0	12

Three-point FG: None Attempted.

NBA PLAYOFF STATISTICS

YEAR	GP-GS	MIN	AVG	FGM-FGA	PCT	FTM-FTA	PCT	OFF	DEF	TOT	AVG	AST	PF-D	STL	TO	BLK	PTS	AVG	HI
05-06	6-0	25	4.2	0-4	.000	0-0	.000	2	0	2	0.3	1	5-0	0	1	0	0	0.0	0

Three-point FG: None Attempted.

QUINNETT, BRIAN #23

6-8 FORWARD • WASHINGTON STATE '88 • BORN 5/30/66 • ACQUIRED FROM NEW YORK FOR JAMES DONALDSON 2/20/92 • COMPLETED CONTRACT 4/92

								- REBOUNDS -											
YEAR	GP-GS	MIN	AVG	FGM-FGA	PCT	FTM-FTA	PCT	OFF	DEF	TOT	AVG	AST	PF-D	STL	TO	BLK	PTS	AVG	HI
91-92	15-0	136	9.1	15-51	.294	8-12	.667	7	20	27	1.8	5	11-0	9	8	2	41	2.7	8

THREE-POINT FG: 3-15 (.200)

RANSEY, KELVIN #14

6-2 GUARD • OHIO STATE '80 • BORN 5/3/58 • ACQUIRED FROM PORTLAND FOR WAYNE COOPER AND A 1985 FIRST-ROUND CHOICE 6/28/82 • TRADED TO NEW JERSEY FOR THE NETS' 1985 FIRST-ROUND CHOICE, NEW YORK'S SECOND-ROUND CHOICE AND FOOTS WALKER 8/12/83

								- REBOUNDS -											
YEAR	GP-GS	MIN	AVG	FGM-FGA	PCT	FTM-FTA	PCT	OFF	DEF	TOT	AVG	AST	PF-D	STL	TO	BLK	PTS	AVG	HI
82-83	76-4	1607	21.1	343-746	.460	152-199	.764	44	103	147	3.7	280	109-1	58	129	4	840	11.1	35

Three-point FG: 2-16 (.125)

REAVES, JOSH #23

6-4 GUARD • PENN STATE • BORN 6/4/97 • SIGNED TO A TWO-WAY CONTRACT 7/29/19 • COMPLETED CONTRACT 11/19/20

								- REBOUNDS -											
YEAR	GP-GS	MIN	AVG	FGM-FGA	PCT	FTM-FTA	PCT	OFF	DEF	TOT	AVG	AST	PF-D	STL	TO	BLK	PTS	AVG	HI
19-20	4-0	28	7.0	3-9	.333	2-2	1.000	1	2	3	0.8	3	5-0	0	0	0	8	2.0	4

Three-point FG: '19-20, 0-2 (.000)

NBA PLAYOFF STATISTICS

YEAR	GP-GS	MIN	AVG	FGM-FGA	PCT	FTM-FTA	PCT	OFF	DEF	TOT	AVG	AST	PF-D	STL	TO	BLK	PTS	AVG	HI
19-20	2-0	9	4.5	1-3	.333	2-2	1.000	0	2	2	1.0	1	1-0	0	1	1	4	2.0	4

Three-point FG: '19-20, 0-1 (.000).

REEVES, KHALID #6

6-3 GUARD • ARIZONA '94 • BORN 7/15/72 • ACQUIRED FROM NEW JERSEY WITH SHAWN BRADLEY, ED O'BANNON AND ROBERT PACK FOR SAM CASSELL, CHRIS GATLING, JIM JACKSON, GEORGE MCCLOUD AND ERIC MONTROSS 2/17/97 • WAIVED 2/18/99

								- REBOUNDS -											
YEAR	GP-GS	MIN	AVG	FGM-FGA	PCT	FTM-FTA	PCT	OFF	DEF	TOT	AVG	AST	PF-D	STL	TO	BLK	PTS	AVG	HI
96-97	13-12	385	29.6	43-111	.387	9-12	.750	12	19	31	4.3	56	40-0	11	26	2	102	7.8	14
97-98	82-54	1950	23.8	248-593	.418	165-213	.775	54	131	185	2.8	230	195-3	80	130	10	717	8.7	28
TOT	95-66	2385	24.6	291-704	.413	174-225	.773	66	150	216	3.1	286	235-3	91	156	12	819	8.6	28

Three-point FG: '96-97, 7-35 (.200); '97-98, 56-152 (.368). Total, 63-187 (.337)

RESPERT, SHAWN #21

6-2 GUARD • MICHIGAN STATE '95 • BORN 2/6/72 • FREE AGENT SIGNEE 3/27/98 • COMPLETED CONTRACT 4/98

								- REBOUNDS -											
YEAR	GP-GS	MIN	AVG	FGM-FGA	PCT	FTM-FTA	PCT	OFF	DEF	TOT	AVG	AST	PF-D	STL	TO	BLK	PTS	AVG	HI
97-98	10-0	215	21.5	36-84	.429	4-7	.571	7	20	27	1.7	17	17-0	5	15	0	82	8.2	14

Three-point FG: 6-26 (.231)

RHODES, RODRICK #2

6-6 GUARD • SOUTHERN CALIFORNIA '97 • BORN 9/24/73 • FREE AGENT SIGNEE 4/10/00 • WAIVED 7/17/00

								- REBOUNDS -										
YEAR	GP-GS	MIN	AVG	FGM-FGA	PCT	FTM-FTA	PCT	OFF	DEF	TOT	AVG	AST	PF-D	STL	TO	BLK	PTS	AVG	HI
99-00	1-0	8	8.0	0-3	.000	0-0	.000	1	0	1	1.0	0	0-0	2	2	0	0	0.0	0

Three-point FG: None Attempted.

RIGAUDEAU, ANTOINE #17

6-7 GUARD • FRANCE • BORN 12/17/71 • FREE AGENT SIGNEE 1/17/03 • TRADED TO GOLDEN STATE WITH EVAN ESCHMEYER, AVERY JOHNSON, POPEYE JONES AND NICK VAN EXEL FOR DANNY FORTSON, ANTAWN JAMISON, CHRIS MILLS AND JIRI WELSCH 8/18/03

								- REBOUNDS -										
YEAR	GP-GS	MIN	AVG	FGM-FGA	PCT	FTM-FTA	PCT	OFF	DEF	TOT	AVG	AST	PF-D	STL	TO	BLK	PTS	AVG	HI
02-03	17-0	91	8.3	8-35	.229	0-0	.000	4	4	8	0.7	6	11-0	3	6	0	17	1.5	6

Three-point FG: 1-5 (.200)

RILEY, ERIC #50

7-0 CENTER • MICHIGAN '93 • BORN 6/2/70 • FREE AGENT SIGNEE 12/17/97 • COMPLETED CONTRACT 4/98

								- REBOUNDS -										
YEAR	GP-GS	MIN	AVG	FGM-FGA	PCT	FTM-FTA	PCT	OFF	DEF	TOT	AVG	AST	PF-D	STL	TO	BLK	PTS	AVG	HI
97-98	39-14	544	13.9	56-135	.415	27-36	.750	43	90	133	3.4	22	80-0	15	37	46	139	3.6	16

Three-point FG: 0-2 (.000)

ROBERTS, FRED #44

6-10 FORWARD • BRIGHAM YOUNG '82 • BORN 8/14/60 • FREE AGENT SIGNEE 10/3/96 • WAIVED 2/14/97

								- REBOUNDS -										
YEAR	GP-GS	MIN	AVG	FGM-FGA	PCT	FTM-FTA	PCT	OFF	DEF	TOT	AVG	AST	PF-D	STL	TO	BLK	PTS	AVG	HI
96-97	12-0	40	3.3	6-15	.400	10-14	.714	2	8	10	0.8	0	2-0	0	5	1	22	1.8	6

Three-point FG: None Attempted.

ROBINZINE, BILL #54

6-7 FORWARD • DEPAUL '75 • BORN 1/20/53 • ACQUIRED FROM CLEVELAND WITH ATLANTA'S 1983 FIRST AND CLEVELAND'S 1986 FIRST FOR JEROME WHITEHEAD AND RICHARD WASHINGTON 10/30/80 • TRADED TO UTAH FOR WAYNE COOPER AND ALLAN BRISTOW 8/20/81

								- REBOUNDS -										
YEAR	GP-GS	MIN	AVG	FGM-FGA	PCT	FTM-FTA	PCT	OFF	DEF	TOT	AVG	AST	PF-D	STL	TO	BLK	PTS	AVG	HI
80-81	70-1	1932	27.6	378-794	.476	213-273	.780	164	356	520	7.4	113	256-5	71	177	9	970	13.9	26

THREE-POINT FG: 1-6 (.167)

RODMAN, DENNIS #70

6-8 FORWARD • SOUTHEASTERN OKLAHOMA STATE '86 • BORN 5/13/61 • FREE AGENT SIGNEE 2/3/00• WAIVED 3/8/00

								- REBOUNDS -										
YEAR	GP-GS	MIN	AVG	FGM-FGA	PCT	FTM-FTA	PCT	OFF	DEF	TOT	AVG	AST	PF-D	STL	TO	BLK	PTS	AVG	HI
99-00	12-12	389	32.4	12-31	.387	10-14	.714	48	123	171	14.3	14	41-2	2	20	1	34	2.8	6

THREE-POINT FG: 0-1 (.000)

RONDO, RAJON #9

6-1 GUARD • KENTUCKY • BORN 2/22/86 • ACQUIRED FROM BOSTON ALONG WITH DWIGHT POWELL IN EXCHANGE FOR BRANDAN WRIGHT, JAE CROWDER, JAMEER NELSON, A 2015 FIRST ROUND PICK AND A 2016 SECOND ROUND PICK 12/18/14 • COMPLETED CONTRACT 6/30/15

								- REBOUNDS -										
YEAR	GP-GS	MIN	AVG	FGM-FGA	PCT	FTM-FTA	PCT	OFF	DEF	TOT	AVG	AST	PF-D	STL	TO	BLK	PTS	AVG	HI
14-15	46-46	1319	28.7	194-445	.436	19-42	.452	48	160	208	4.5	301	111-1	54	135	4	426	9.3	29

Three-point FG: 19-54 (.352)

ROOKS, SEAN #45

6-10 CENTER • D-1992 2ND RND (30TH OVERALL) • ARIZONA '92 • BORN 9/9/69 • TRADED TO MINNESOTA FOR A FIRST-ROUND DRAFT PICK 11/1/94 • ACQUIRED FROM L.A. LAKERS WITH A 2000 SECOND-ROUND PICK FOR A.C. GREEN 9/1/99 • TRADED TO L.A. CLIPPERS FOR ERICK MURDOCK 6/28/00

								- REBOUNDS -										
YEAR	GP-GS	MIN	AVG	FGM-FGA	PCT	FTM-FTA	PCT	OFF	DEF	TOT	AVG	AST	PF-D	STL	TO	BLK	PTS	AVG	HI
92-93	72-68	2087	29.0	368-747	.493	234-389	.602	196	340	536	7.4	95	204-2	38	160	81	970	13.5	26
93-94	47-28	1255	26.7	193-393	.491	150-210	.714	84	175	259	5.5	49	109-0	21	80	44	536	11.4	26
99-00	71-13	1001	14.1	122-283	.431	65-89	.730	82	166	248	3.5	368	169-0	29	70	52	309	4.4	13
TOT	190-109	4343	22.9	683-1423	.480	449-688	.653	362	681	1043	5.5	212	482-2	88	310	177	1815	9.6	26

THREE-POINT FG: '92-93, 0-2 (.000); '93-94, 0-1 (.000); '99-00, NONE ATTEMPTED. TOTAL, 0-3 (.000)

ROSS, QUINTON #6

6-6 GUARD • SOUTHERN METHODIST '03 • BORN 4/30/81 • FREE AGENT SIGNEE 7/8/09• TRADED TO WASHINGTON ALONG WITH JOSH HOWARD, DREW GOODEN AND JAMES SINGLETON FOR CARON BUTLER, BRENDAN HAYWOOD, DESHAWN STEVENSON AND CASH CONSIDERATIONS (2/13/10)

								- REBOUNDS -											
YEAR	GP-GS	MIN	AVG	FGM-FGA	PCT	FTM-FTA	PCT	OFF	DEF	TOT	AVG	AST	PF-D	STL	TO	BLK	PTS	AVG	HI
09-10	27-7	301	11.1	23-56	.411	5-8	.625	11	16	27	1.0	7	34-0	7	3	4	54	2.0	6

THREE-POINT FG: 3-13 (.231)

SASSER, JASON #33

6-7 FORWARD • TEXAS TECH '96 • BORN 1/13/74 • SIGNED 10-DAY CONTRACT 2/27/97 • RELEASED 3/8/97

								- REBOUNDS -											
YEAR	GP-GS	MIN	AVG	FGM-FGA	PCT	FTM-FTA	PCT	OFF	DEF	TOT	AVG	AST	PF-D	STL	TO	BLK	PTS	AVG	HI
96-97	2-0	7	3.5	1-4	.250	0-0	---	1	0	1	0.5	1	0-0	1	0	0	2	1.0	2

THREE-POINT FG: 0-1 (.000)

SCHREMPF, DETLEF #32

6-10 FORWARD/GUARD • D-1985 1ST RND (8TH OVERALL) • WASHINGTON '85 • BORN 1/21/63 • TRADED TO INDIANA WITH 1990 SECOND-ROUND CHOICE FOR HERB WILLIAMS 2/21/89

								- REBOUNDS -											
YEAR	GP-GS	MIN	AVG	FGM-FGA	PCT	FTM-FTA	PCT	OFF	DEF	TOT	AVG	AST	PF-D	STL	TO	BLK	PTS	AVG	HI
85-86	64-12	969	15.1	142-315	.451	110-152	.724	70	128	198	3.1	88	166-1	23	84	10	397	6.2	23
86-87	81-5	1711	21.1	265-561	.472	193-260	.742	87	216	303	3.7	161	224-2	50	110	16	756	9.3	19
87-88	82-4	1587	19.4	246-539	.456	201-266	.756	102	177	279	3.4	159	189-0	42	108	32	698	8.5	22
88-89	37-1	845	22.8	112-263	.426	127-161	.789	56	110	166	4.5	86	118-3	24	56	9	353	9.5	24
TOT	264-22	5112	19.4	765-1678	.456	631-839	.752	315	631	946	3.6	494	697-6	139	358	67	2204	8.3	24

THREE-POINT FG: '85-86, 3-7 (.429); '86-87, 33-69 (.478); '87-88, 5-32 (.156); '88-89, 2-16 (.125). TOTAL, 43-124 (.347)

NBA PLAYOFF STATISTICS

YEAR	GP-GS	MIN	AVG	FGM-FGA	PCT	FTM-FTA	PCT	OFF	DEF	TOT	AVG	AST	PF-D	STL	TO	BLK	PTS	AVG	HI
85-86	10-0	120	12.0	13-28	.464	11-17	.647	7	16	23	2.3	14	24-0	2	10	1	37	3.7	9
86-87	4-0	97	24.3	13-35	.371	5-11	.455	4	8	12	3.0	6	13-0	3	6	2	31	7.8	10
87-88	15-0	274	18.3	40-86	.465	36-51	.706	25	30	55	3.7	24	29-0	8	21	7	117	7.8	14
TOT	29-0	491	16.9	66-149	.443	52-79	.658	36	54	90	3.1	44	66-0	13	37	10	185	6.4	14

THREE-POINT FG: '85-86, 0-1 (.000); '86-87, 0-3 (.000); '87-88, 1-3 (.333). TOTAL, 1-7 (.143)

SCOTT, DENNIS #3

6-8 FORWARD • GEORGIA TECH '91 • BORN 9/5/78 • ACQUIRED FROM ORLANDO WITH $500,000 FOR DEREK HARPER AND ED O'BANNON 9/24/97 • TRADED TO PHOENIX FOR CEDRIC CEBALLOS 2/18/98

								- REBOUNDS -											
YEAR	GP-GS	MIN	AVG	FGM-FGA	PCT	FTM-FTA	PCT	OFF	DEF	TOT	AVG	AST	PF-D	STL	TO	BLK	PTS	AVG	HI
97-98	52-42	1797	34.6	258-666	.387	97-118	.822	39	158	197	3.8	129	121-1	43	92	32	707	13.6	33

THREE-POINT FG: 94-273 (.344)

SHASKY, JOHN #55

6-11 CENTER • MINNESOTA '86 • BORN 7/21/64 • FREE AGENT SIGNEE 10/1/90 • COMPLETED CONTRACT 4/91

								- REBOUNDS -											
YEAR	GP-GS	MIN	AVG	FGM-FGA	PCT	FTM-FTA	PCT	OFF	DEF	TOT	AVG	AST	PF-D	STL	TO	BLK	PTS	AVG	HI
90-91	57-0	510	8.9	51-116	.440	48-79	.608	58	76	134	2.4	11	75-0	14	27	20	150	2.6	13

Three-point FG: None Attempted.

SILVA, CHRIS #30

6-8 FORWARD • SOUTH CAROLINA '19 • BORN 9/19/96 • SIGNED TO A 10-DAY CONTRACT ON 1/31/23 • SIGNED TO A SECOND 10-DAY CONTRACT ON 2/10/23 • WAIVED 2/14/23

								- REBOUNDS -											
YEAR	GP-GS	MIN	AVG	FGM-FGA	PCT	FTM-FTA	PCT	OFF	DEF	TOT	AVG	AST	PF-D	STL	TO	BLK	PTS	AVG	HI
22-23	1-0	3	3.0	1-1	1.000	0-0	.000	0	0	0	0.0	0	2-0	0	1	0	2	2.0	2

Three-point FG: 0-0 (.000)

SINGLETON, JAMES #33

6-8 FORWARD • MURRAY STATE '03 • BORN 7/20/81 • SIGNED BY DALLAS AS A FREE AGENT (9/14/09) • TRADED TO WASHINGTON ALONG WITH JOSH HOWARD, DREW GOODEN AND QUINTON ROSS FOR CARON BUTLER, BRENDAN HAYWOOD, DESHAWN STEVENSON AND CASH CONSIDERATIONS (2/13/10)

								- REBOUNDS -											
YEAR	GP-GS	MIN	AVG	FGM-FGA	PCT	FTM-FTA	PCT	OFF	DEF	TOT	AVG	AST	PF-D	STL	TO	BLK	PTS	AVG	HI
08-09	62-6	884	14.3	117-221	.529	67-78	.859	89	161	250	4.0	17	110-1	26	36	28	314	5.1	19
09-10	25-0	211	8.4	24-64	.375	6-6	1.000	17	38	55	2.2	9	31-0	11	12	7	59	2.4	11
TOT	87-6	1095	12.6	141-285	.495	73-84	.869	106	199	305	3.5	26	141-1	37	48	35	373	4.3	19

THREE-POINT FG: 08-09, 13-40 (.325); 09-10, 5-22 (.227). TOTAL, 18-62, (.290)

NBA PLAYOFF STATISTICS

YEAR	GP-GS	MIN	AVG	FGM-FGA	PCT	FTM-FTA	PCT	OFF	DEF	TOT	AVG	AST	PF-D	STL	TO	BLK	PTS	AVG	HI
08-09	9-0	42	4.7	5-10	.500	0-2	.000	2	4	6	0.7	0	8-0	0	2	1	12	1.3	6

THREE-POINT FG: 08-09, 2-5 (.400)

SITTON, CHARLIE #52

6-8 FORWARD • D-1984 2ND RND (38TH OVERALL) • OREGON STATE '84 • BORN 7/3/62 • COMPLETED CONTRACT 5/86

								- REBOUNDS -											
YEAR	GP-GS	MIN	AVG	FGM-FGA	PCT	FTM-FTA	PCT	OFF	DEF	TOT	AVG	AST	PF-D	STL	TO	BLK	PTS	AVG	HI
84-85	43-0	304	7.1	39-94	.415	13-25	.520	24	36	60	1.4	26	50-0	7	19	6	91	2.1	8
85-86	DNP — INJURED																		

THREE-POINT FG: 0-2 (.000)

SLATER, REGGIE #50

6-7 FORWARD • WYOMING '92 • BORN 8/27/70 • SIGNED 10-DAY CONTRACT 1/10/96 • SIGNED 10-DAY CONTRACT 1/19/96 • RELEASED 1/27/96

								- REBOUNDS -											
YEAR	GP-GS	MIN	AVG	FGM-FGA	PCT	FTM-FTA	PCT	OFF	DEF	TOT	AVG	AST	PF-D	STL	TO	BLK	PTS	AVG	HI
95-96	3-0	26	8.7	5-11	.455	1-2	.500	1	4	5	1.7	0	6-0	0	3	0	11	3.7	11

THREE-POINT FG: None Attempted.

SLUBY, TOM #7

6-4 GUARD • D-1984 2ND RND (41ST OVERALL) • NOTRE DAME '84 • BORN 2/28/62 • WAIVED 5/8/85

								- REBOUNDS -											
YEAR	GP-GS	MIN	AVG	FGM-FGA	PCT	FTM-FTA	PCT	OFF	DEF	TOT	AVG	AST	PF-D	STL	TO	BLK	PTS	AVG	HI
84-85	31-0	151	4.9	30-58	.517	13-21	.619	5	7	12	0.4	16	18-0	3	11	0	73	2.4	8

THREE-POINT FG: 0-2 (.000)

SMITH JR., DENNIS #1

6-3 GUARD • NORTH CAROLINA STATE • BORN 11/25/97 • DRAFTED BY DALLAS IN THE FIRST ROUND (NINTH OVERALL) OF THE 2017 NBA DRAFT • TRADED WITH DEANDRE JORDAN, WESLEY MATTHEWS AND TWO FUTURE FIRST ROUND PICKS TO NEW YORK IN EXCHANGE FOR KRISTAPS PORZINGIS, TIM HARDAWAY JR., COURTNEY LEE AND TREY BURKE 1/31/19

								- REBOUNDS -											
YEAR	GP-GS	MIN	AVG	FGM-FGA	PCT	FTM-FTA	PCT	OFF	DEF	TOT	AVG	AST	PF-D	STL	TO	BLK	PTS	AVG	HI
17-18	69-69	2049	29.7	404-1024	.395	134-193	.694	50	210	260	3.8	358	152-1	71	194	18	1048	15.2	27
18-19	32-32	908	28.4	157-357	.440	57-82	.695	18	79	97	3.0	138	82-0	40	100	11	414	12.9	27
TOT	101-101	2957	29.3	561-1381	.406	191-275	.695	68	289	357	3.5	496	234-1	111	294	29	1462	14.5	27

Three-point FG: '17-18, 106-339, (.313); '18-19, 43-125, (.344). Total, 149-464 (.321)

SMITH, DOUG #34

6-10 FORWARD • D-1991 1ST RND (6TH OVERALL) • MISSOURI '91 • BORN 9/17/69 • COMPLETED CONTRACT 4/95 • SELECTED BY TORONTO IN NBA EXPANSION DRAFT 6/24/95

								- REBOUNDS -											
YEAR	GP-GS	MIN	AVG	FGM-FGA	PCT	FTM-FTA	PCT	OFF	DEF	TOT	AVG	AST	PF-D	STL	TO	BLK	PTS	AVG	HI
91-92	76-32	1707	22.5	291-702	.415	89-121	.736	129	262	391	5.1	129	259-52	62	97	34	671	8.8	26
92-93	61-42	1524	25.0	289-666	.434	56-74	.757	96	232	328	5.4	104	280-12	48	115	52	634	10.4	27
93-94	79-42	1684	21.3	295-678	.435	106-127	.835	114	235	349	4.4	119	287-32	82	93	38	698	8.8	36
94-95	63-0	826	13.1	131-314	.417	57-75	.760	43	101	144	2.3	44	132-12	29	37	26	320	5.1	18
TOT	279-116	5741	20.6	1006-2360	.426	308-397	.776	382	830	1212	4.3	396	958-212	221	342	150	2323	8.3	36

THREE-POINT FG: '91-92, 0-11 (.000); '92-93, 0-4 (.000) '93-94, 2-9 (.222); '94-95, 1-12 (.083). TOTAL, 3-36 (.083)

SMITH, GREG #4

6-10 CENTER/FORWARD • FRESNO STATE • BORN 1/8/91 • ACQUIRED FROM CHICAGO IN EXCHANGE FOR THE RIGHTS TO TADIJA DRAGICEVIC 7/14/14 • COMPLETED CONTRACT 6/30/15

								- REBOUNDS -											
YEAR	GP-GS	MIN	AVG	FGM-FGA	PCT	FTM-FTA	PCT	OFF	DEF	TOT	AVG	AST	PF-D	STL	TO	BLK	PTS	AVG	HI
14-15	42-2	363	8.6	30-49	.612	20-39	.513	26	53	79	1.9	9	53-0	7	11	11	80	1.9	8

Three-point FG: None Attempted.

NBA PLAYOFF STATISTICS

YEAR	GP-GS	MIN	AVG	FGM-FGA	PCT	FTM-FTA	PCT	OFF	DEF	TOT	AVG	AST	PF-D	STL	TO	BLK	PTS	AVG	HI
14-15	1-0	1	1.0	0-0	---	0-0	---	0	0	0	0.0	0	0-0	0	0	0	0	0.0	0

Three-point FG: None Attempted.

SMITH, STEVIN #1

6-2 GUARD • ARIZONA STATE '94 • BORN 1/23/72 • SIGNED 10-DAY CONTRACT 3/21/97 • SIGNED SECOND 10-DAY CONTRACT 3/31/97 • RELEASED 4/9/97

								- REBOUNDS -											
YEAR	GP-GS	MIN	AVG	FGM-FGA	PCT	FTM-FTA	PCT	OFF	DEF	TOT	AVG	AST	PF-D	STL	TO	BLK	PTS	AVG	HI
96-97	8-0	60	7.5	6-18	.333	1-1	1.000	2	8	10	1.3	4	9-0	1	4	0	14	1.8	4

THREE-POINT FG: 1-6 (.167)

SPALDING, RAY #26

6-10 FORWARD • LOUISVILLE • BORN 3/11/97 • DRAFT RIGHTS ACQUIRED WITH THE DRAFT RIGHTS TO THE 60TH OVERALL PICK KOSTAS ANTETOKOUNMPO FROM PHILADELPHIA IN EXCHANGE FOR THE DRAFT RIGHTS TO THE 54TH OVERALL SELECTION SHAKE MILTON • WAIVED 1/31/19

								- REBOUNDS -											
YEAR	GP-GS	MIN	AVG	FGM-FGA	PCT	FTM-FTA	PCT	OFF	DEF	TOT	AVG	AST	PF-D	STL	TO	BLK	PTS	AVG	HI
18-19	1-0	1	0.9	0-0	—	0-0	—	0	0	0	0.0	0	0-0	0	0	0	0	0.0	0

Three-point FG: None Attempted.

SPAKARKEL, JIM #33 (1980) – 34 (1980-84)

6-5 GUARD/FORWARD • DISPERSAL CHOICE FROM PHILADELPHIA • DUKE '79 • BORN 6/28/57 • COMPLETED CONTRACT 5/84

								- REBOUNDS -											
YEAR	GP-GS	MIN	AVG	FGM-FGA	PCT	FTM-FTA	PCT	OFF	DEF	TOT	AVG	AST	PF-D	STL	TO	BLK	PTS	AVG	HI
80-81	82-49	2317	28.3	404-866	.467	375-423	.887	142	155	297	3.6	232	230-3	117	172	20	1184	14.4	28
81-82	82-1	1755	21.4	270-564	.479	279-327	.853	99	111	210	2.6	206	140-0	86	111	9	827	10.1	24
82-83	48-4	722	15.0	91-197	.462	88-113	.779	27	57	84	1.8	78	59-0	27	55	3	272	5.7	18
83-84	7-0	54	7.7	7-16	.438	9-13	.692	5	2	7	1.0	5	8-0	6	4	0	24	3.4	8
TOT	219-54	4848	22.1	772-1643	.470	751-876	.857	273	325	598	2.7	521	437-3	236	342	32	2307	10.5	28

THREE-POINT FG: '80-81, 1-10 (.100); '81-82, 8-24 (.333); '82-83, 2-10 (.200); '83-84, 1-2 (.500). TOTAL, 12-46 (.261)

STACKHOUSE, JERRY #42

6-6 GUARD/FORWARD • NORTH CAROLINA '95 • BORN 11/5/74 • ACQUIRED ALONG WITH CHRISTIAN LAETTNER AND THE DRAFT RIGHTS TO DEVIN HARRIS FROM WASHINGTON FOR ANTAWN JAMISON AND CASH CONSIDERATIONS 6/24/04 • RE-SIGNED 7/13/07 • TRADED WITH CASH CONSIDERATIONS TO MEMPHIS FOR GREG BUCKNER IN A DEAL THAT ALSO SENT SHAWN MARION, KRIS HUMPHRIES, NATHAN JAWAI AND CASH CONSIDERATIONS FROM TORONTO TO DALLAS FOR ANTOINE WRIGHT AND DEVEAN GEORGE, A SECOND-ROUND PICK AND CASH CONSIDERATIONS FROM TORONTO TO MEMPHIS, AND HEDO TURKOGLU FROM ORLANDO TO TORONTO FOR CASH CONSIDERATIONS FROM DALLAS AND TORONTO

								- REBOUNDS -											
YEAR	GP-GS	MIN	AVG	FGM-FGA	PCT	FTM-FTA	PCT	OFF	DEF	TOT	AVG	AST	PF-D	STL	TO	BLK	PTS	AVG	HI
04-05	56-7	1617	28.9	274-662	.414	253-298	.849	38	145	183	3.3	127	104-0	53	106	10	833	14.9	29
05-06	55-11	1525	27.7	242-603	.401	195-221	.882	32	121	153	2.8	160	96-1	37	121	10	715	13.0	29
06-07	67-8	1615	24.1	280-654	.428	182-215	.847	39	106	145	2.2	187	78-0	51	117	10	804	12.0	33
07-08	58-13	1412	24.3	213-526	.405	132-148	.892	33	100	133	2.3	145	82-0	28	86	10	618	10.7	23
08-09	10-1	162	16.2	16-60	.267	7-7	1.000	5	12	17	1.7	12	6-0	4	9	1	42	4.2	17
TOT	246-40	6331	25.7	1025-2505	.409	774-889	.871	147	484	631	2.6	631	366-1	173	439	41	3012	12.2	33

THREE-POINT FG: '04-05, 32-120 (.267); '05-06, 36-130 (.277); '06-07, 62-162 (.383); '07-08, 60-84 (.326); '08-09, 3-19 (.158). TOTAL, 193-615 (.314)

NBA PLAYOFF STATISTICS

YEAR	GP-GS	MIN	AVG	FGM-FGA	PCT	FTM-FTA	PCT	OFF	DEF	TOT	AVG	AST	PF-D	STL	TO	BLK	PTS	AVG	HI
04-05	13-0	403	31.0	68-176	.386	57-66	.864	20	33	53	4.1	30	22-0	8	21	3	209	16.1	29
05-06	22-1	711	32.3	111-276	.402	58-74	.784	20	42	62	2.8	56	43-0	12	37	6	302	13.7	26
06-07	6-0	169	28.2	23-66	.348	29-33	.879	5	17	22	3.7	15	9-0	4	18	1	86	14.3	24
07-08	5-2	102	20.4	12-38	.316	5-5	1.000	4	12	16	3.2	6	9-0	1	7	0	31	6.2	11
TOT	46-3	1385	30.1	214-556	.384	149-178	.837	49	104	153	3.3	107	83-0	25	83	10	628	13.7	29

THREE-POINT FG: '04-05, 16-40 (.400); '05-06, 22-65 (.338); '06-07, 11-31 (.355); '07-08, 2-12 (.167). TOTAL, 51-148 (.345)

STEFANSSON, JON #10

6-5 GUARD • ICELAND • BORN 9/21/82 • FREE AGENT SIGNEE 9/2/03 • WAIVED 9/1/04

								- REBOUNDS -											
YEAR	GP-GS	MIN	AVG	FGM-FGA	PCT	FTM-FTA	PCT	OFF	DEF	TOT	AVG	AST	PF-D	STL	TO	BLK	PTS	AVG	HI
03-04							Did not play- Injured												

Three-point FG: None Attempted.

STEVENSON, DESHAWN #92

6-5 GUARD • WASHINGTON UNION HS (CA) • BORN 4/31/81• ACQUIRED FROM WASHINGTON ALONG WITH CARON BUTLER, BRENDAN HAYWOOD AND CASH CONSIDERATIONS IN EXCHANGE FOR JOSH HOWARD, DREW GOODEN, QUINTON ROSS AND JAMES SINGLETON 2/13/10 • COMPLETED CONTRACT 6/30/11

								- REBOUNDS -											
YEAR	GP-GS	MIN	AVG	FGM-FGA	PCT	FTM-FTA	PCT	OFF	DEF	TOT	AVG	AST	PF-D	STL	TO	BLK	PTS	AVG	HI
09-10	24-5	267	11.1	17-60	.283	7-10	.700	4	22	26	1.1	12	23-0	5	6	1	49	2.0	11
10-11	72-54	1158	16.1	128-330	.388	33-43	.767	20	86	106	1.5	77	71-0	21	44	5	383	5.3	24
TOT	96-59	1425	14.8	145-390	.372	40-53	.755	24	108	132	1.4	89	94-0	26	52	6	432	4.5	24

THREE-POINT FG: '09-10, 8-25 (.320); '10-11, 94-249 (.378). TOTAL, 102-274 (.372)

NBA PLAYOFF STATISTICS

YEAR	GP-GS	MIN	AVG	FGM-FGA	PCT	FTM-FTA	PCT	OFF	DEF	TOT	AVG	AST	PF-D	STL	TO	BLK	PTS	AVG	HI
09-10	2-0	6	3.0	0-3	.000	0-0	.000	0	0	0	0.0	0	2-0	0	0	0	0	0.0	0
10-11	21-18	332	15.8	29-83	.349	9-12	.750	1	18	19	0.9	12	40-0	11	10	2	94	4.5	11

THREE-POINT FG: '09-10, 0-3 (.000); '10-11, 27-68 (.397). TOTAL, 27-71 (.380)

STOJAKOVIC, PEJA #16

6-10 FORWARD • SERBIA • BORN 6/9/77 • FREE AGENT SIGNEE 1/24/11 • RETIRED 12/19/11

								- REBOUNDS -											
YEAR	GP-GS	MIN	AVG	FGM-FGA	PCT	FTM-FTA	PCT	OFF	DEF	TOT	AVG	AST	PF-D	STL	TO	BLK	PTS	AVG	HI
10-11	25-13	506	20.2	79-184	.429	15-16	.938	14	52	66	2.6	22	22-0	11	11	2	215	8.6	22

THREE-POINT FG: 42-105 (.400)

NBA PLAYOFF STATISTICS

YEAR	GP-GS	MIN	AVG	FGM-FGA	PCT	FTM-FTA	PCT	OFF	DEF	TOT	AVG	AST	PF-D	STL	TO	BLK	PTS	AVG	HI
10-11	19-0	350	18.4	49-120	.408	7-9	.778	3	29	32	1.7	7	21-0	12	9	2	134	7.1	21

Three-point FG: None Attempted.

STOUDEMIRE, AMAR'E #1

6-10 CENTER/FORWARD • CYPRESS CREEK HS (FL) • BORN 11/16/82 • FREE AGENT SIGNEE 2/18/15 • COMPLETED CONTRACT 6/30/15

								- REBOUNDS -											
YEAR	GP-GS	MIN	AVG	FGM-FGA	PCT	FTM-FTA	PCT	OFF	DEF	TOT	AVG	AST	PF-D	STL	TO	BLK	PTS	AVG	HI
14-15	23-1	380	16.5	104-179	.581	40-59	.678	27	57	84	3.7	8	50-0	9	15	4	248	10.8	18

Three-point FG: 0-1 (.000)

NBA PLAYOFF STATISTICS

YEAR	GP-GS	MIN	AVG	FGM-FGA	PCT	FTM-FTA	PCT	OFF	DEF	TOT	AVG	AST	PF-D	STL	TO	BLK	PTS	AVG	HI
14-15	5-0	75	15.0	15-35	.429	9-13	.692	7	9	16	3.2	3	16-0	1	7	3	39	7.8	12

Three-point FG: None Attempted.

STRICKLAND, ERICK #20

6-3 GUARD • NEBRASKA '96 • BORN 11/25/73 • FREE AGENT SIGNEE 10/31/97 • RELEASED 1/7/97 • SIGNED SIX-YEAR CONTRACT 8/18/97 • TRADED TO NEW YORK WITH 58TH SELECTION IN 2000 NBA DRAFT FOR JOHN WALLACE AND RIGHTS TO DONNELL HARVEY (22ND SELECTION) 6/28/00

								- REBOUNDS -											
YEAR	GP-GS	MIN	AVG	FGM-FGA	PCT	FTM-FTA	PCT	OFF	DEF	TOT	AVG	AST	PF-D	STL	TO	BLK	PTS	AVG	HI
96-97	28-15	759	27.1	102-256	.398	65-80	.813	21	69	90	3.2	68	75-3	27	66	5	297	10.6	25
97-98	67-19	1505	22.5	199-558	.357	65-84	.774	35	126	161	2.4	167	140-1	56	106	8	511	7.6	30
98-99	33-2	567	17.2	89-221	.403	53-65	.815	12	71	83	2.5	64	44-0	40	36	2	249	7.5	20
99-00	68-67	2025	29.8	316-730	.433	162-195	.831	69	254	323	4.8	211	190-3	105	102	13	867	12.8	36
TOT	196-103	4856	24.8	706-1765	.400	345-424	.814	137	520	657	3.4	510	449-7	228	310	28	1924	9.8	36

Three-point FG: '96-97, 28-92 (.304); '97-98, 48-163 (.294); '98-99, 18-59 (.305); '99-00, 73-186 (.392). Total, 167-500 (.334)

STRICKLAND, MARK #00/30

6-10 FORWARD • TEMPLE '92 • BORN 7/14/70 • FREE AGENT SIGNEE 11/16/02 • WAIVED 11/28/02

								- REBOUNDS -											
YEAR	GP-GS	MIN	AVG	FGM-FGA	PCT	FTM-FTA	PCT	OFF	DEF	TOT	AVG	AST	PF-D	STL	TO	BLK	PTS	AVG	HI
02-03	4-0	13	2.8	2-5	.400	0-0	.000	5	2	7	1.8	0	1-0	0	1	0	4	1.0	2

Three-point FG: None Attempted.

STROTHERS, LAMONT #10

6-4 GUARD • CHRISTOPHER NEWPORT (VA.) '91 • BORN 5/10/68 • SIGNED 10-DAY CONTRACT 2/4/93 • SIGNED SECOND 10-DAY CONTRACT 2/15/93 • RELEASED 2/25/93

								- REBOUNDS -											
YEAR	GP-GS	MIN	AVG	FGM-FGA	PCT	FTM-FTA	PCT	OFF	DEF	TOT	AVG	AST	PF-D	STL	TO	BLK	PTS	AVG	HI
92-93	9-0	138	15.3	20-61	.328	8-10	.800	8	6	14	1.6	13	13-0	8	15	0	50	5.6	10

Three-point FG: 2-13 (.154)

SUNDOV, BRUNO #40

7-2 CENTER • D-1998 2ND RND (35TH OVERALL) • CROATIA • BORN 2/10/80 • TRADED TO UTAH FOR HOWARD EISLEY (PART OF 4-TEAM, 9-PLAYER TRADE) 8/16/00

								- REBOUNDS -											
YEAR	GP-GS	MIN	AVG	FGM-FGA	PCT	FTM-FTA	PCT	OFF	DEF	TOT	AVG	AST	PF-D	STL	TO	BLK	PTS	AVG	HI
98-99	3-0	11	3.7	2-7	.286	0-0	.000	0	0	0	0.0	1	4-0	0	1	0	4	1.3	4
99-00	14-0	61	4.4	12-31	.387	2-2	1.000	5	7	12	0.9	2	16-0	2	4	2	26	1.9	4
TOT	17-0	72	4.2	14-38	.368	2-2	1.000	5	7	12	0.7	3	20-0	2	5	2	30	1.8	4

Three-point FG: None Attempted.

TARPLEY, ROY #42

7-0 FORWARD/CENTER • D-1986 1ST RND (7TH OVERALL) • MICHIGAN '86 • BORN 11/28/64 • DISMISSED FROM NBA FOR VIOLATION OF NBA DRUG POLICY 10/16/91 • SIGNED SIX-YEAR CONTRACT 10/6/95 • DISQUALIFIED FROM NBA FOR VIOLATION OF PERSONALIZED AFTERCARE PROGRAM 12/6/95

								- REBOUNDS -											
YEAR	GP-GS	MIN	AVG	FGM-FGA	PCT	FTM-FTA	PCT	OFF	DEF	TOT	AVG	AST	PF-D	STL	TO	BLK	PTS	AVG	HI
86-87	75-1	1405	18.7	233-499	.467	94-139	.676	180	353	533	7.1	52	232-3	56	101	79	561	7.5	20
87-88	81-9	2307	28.5	444-888	.500	205-277	.740	360	599	959	11.8	86	313-8	103	172	86	1093	13.5	29
88-89	19-6	591	31.1	131-242	.541	66-96	.688	77	141	218	11.5	17	70-2	28	45	30	328	17.3	35
89-90	45-35	1648	36.6	314-696	.451	130-172	.756	189	400	589	13.1	67	160-0	79	117	70	758	16.8	27
90-91	5-5	171	34.2	43-79	.544	16-18	.889	16	39	55	11.0	12	20-0	6	13	9	102	20.4	29
94-95	55-1	1354	24.6	292-610	.479	102-122	.836	142	307	449	8.2	58	155-2	45	109	55	691	12.6	26
TOT	280-57	7476	26.7	1457-3014	.483	613-824	.744	964	1839	2803	10.0	292	950-15	317	557	329	3533	12.6	35

THREE-POINT FG: '86-87, 1-3 (.333); '87-88, 0-5 (.000); '88-89, 0-1 (.000); '89-90, 0-6 (.000); '90-91, 0-1 (.000); '94-95, 5-18 (.278). TOTAL, 6-34 (.176)

NBA PLAYOFF STATISTICS

YEAR	GP-GS	MIN	AVG	FGM-FGA	PCT	FTM-FTA	PCT	OFF	DEF	TOT	AVG	AST	PF-D	STL	TO	BLK	PTS	AVG	HI
86-87	4-1	114	28.5	24-48	.500	5-7	.714	18	24	42	10.5	1	18-1	1	7	7	53	13.3	25
87-88	17-0	563	33.1	125-241	.519	54-73	.740	88	131	219	12.9	30	69-3	21	32	26	304	17.9	27
89-90	3-3	129	43.0	22-46	.478	6-12	.500	9	37	46	15.3	1	12-0	7	9	10	50	16.7	22
TOT	24-4	806	33.6	171-335	.510	65-92	.707	115	192	307	12.8	32	99-4	29	48	43	407	17.0	27

THREE-POINT FG: '86-87, NONE ATTEMPTED; '87-88, 0-3 (.000); '89-90, 0-1 (.000). TOTAL, 0-4 (.000)

TERRY, JASON #31

6-2 GUARD • ARIZONA • BORN 9/15/77 • ACQUIRED FROM ATLANTA ALONG WITH ALAN HENDERSON AND A FUTURE FIRST ROUND PICK FOR TONY DELK AND ANTOINE WALKER 8/4/04 • RE-SIGNED 7/25/06 • COMPLETED CONTRACT 6/30/12

								- REBOUNDS -											
YEAR	GP-GS	MIN	AVG	FGM-FGA	PCT	FTM-FTA	PCT	OFF	DEF	TOT	AVG	AST	PF-D	STL	TO	BLK	PTS	AVG	HI
04-05	80-57	2401	30.0	372-743	.501	146-173	.844	38	150	188	2.4	429	177-0	109	147	15	993	12.4	28
05-06	80-80	2798	35.0	516-1099	.411	168-210	.800	31	127	158	2.0	306	196-1	100	135	27	1371	17.1	37
06-07	81-80	2846	35.1	514-1063	.484	160-199	.804	41	190	231	2.9	422	170-0	81	152	17	1350	16.7	35
07-08	82-34	2579	31.5	471-1008	.467	191-223	.857	30	178	208	2.5	264	170-1	88	92	18	1269	15.5	31
08-09	74-11	2491	33.7	541-1168	.463	198-225	.880	39	138	177	2.4	251	141-0	97	119	20	1447	19.6	33
09-10	77-12	2540	33.0	456-1041	.438	232-268	.866	19	121	140	1.8	292	142-0	94	109	17	1280	16.6	36
10-11	82-10	2564	31.3	492-1091	.451	182-214	.850	24	129	153	1.9	334	140-0	93	167	13	1293	15.8	30
11-12	63-1	2000	31.7	357-830	.430	98-111	.883	16	133	149	2.4	226	69-0	73	127	11	950	15.1	34
TOT	619-285	20219	32.7	3719-8043	.462	1375-1623	.847	238	1166	1404	2.3	2524	1205-2	735	1048	138	9953	16.1	37

THREE-POINT FG: '04-05, 103-245 (.420); '05-06, 171-416 (.411); '06-07, 162-370 (.438); '07-08, 136-363 (.375); '08-09, 167-456 (.366); '09-10, 136-373 (.365); '10-11, 127-351 (.362); '11-12, 138-365 (.378). TOTAL, 1140-2939 (.384)

NBA PLAYOFF STATISTICS

YEAR	GP-GS	MIN	AVG	FGM-FGA	PCT	FTM-FTA	PCT	OFF	DEF	TOT	AVG	AST	PF-D	STL	TO	BLK	PTS	AVG	HI
04-05	13-13	502	38.6	81-160	.506	38-43	.884	9	45	54	4.2	60	28-0	17	30	7	227	17.5	36
05-06	22-22	844	38.4	163-369	.442	59-71	.831	12	52	64	2.9	83	55-0	26	44	1	416	18.9	35
06-07	6-6	229	38.2	39-92	.424	15-18	.833	3	11	14	2.3	22	12-0	5	17	2	102	17.0	28
07-08	5-3	180	36.0	26-60	.433	13-15	.867	1	7	8	1.6	24	15-0	2	5	1	79	15.8	22
08-09	10-1	325	32.5	49-126	.389	23-30	.767	6	22	28	2.8	19	18-0	6	16	3	143	14.3	21
09-10	6-0	174	29.0	26-69	.377	12-16	.750	2	13	15	2.5	12	16-0	4	6	1	76	12.7	27
10-11	21-0	684	32.6	128-268	.478	70-83	.843	6	34	40	1.9	67	44-0	26	32	3	368	17.5	32
11-12	4-1	139	34.8	20-44	.455	5-8	.625	1	8	9	2.3	15	11-0	1	8	0	55	13.8	20
TOT	87-46	3077	35.4	532-1188	.448	235-284	.827	40	192	232	2.7	302	199-0	87	158	18	1466	16.9	36

THREE-POINT FG: '04-05, 27-55 (.491); '05-06, 31-101 (.307); '06-07, 9-32 (.281); '07-08, 14-32 (.438); '08-09, 22-59 (.373); '09-10, 12-30 (.400); '10-11, 42-95 (.442); '11-12,10-20 (.500). TOTAL, 167-424 (.394)

TERRY, TYRELL #1

6-2 GUARD • STANFORD '20 • BORN 9/28/00 • D-2018 2ND RND (31ST OVERALL) • WAIVED 10/15/21

								- REBOUNDS -											
YEAR	GP-GS	MIN	AVG	FGM-FGA	PCT	FTM-FTA	PCT	OFF	DEF	TOT	AVG	AST	PF-D	STL	TO	BLK	PTS	AVG	HI
20-21	11-0	56	5.1	5-16	.313	1-3	.333	0	6	6	0.5	6	2-0	5	2	0	11	1.0	4

Three-point FG: '20-21: 0-7 (.000)

THOMAS, ISAIAH #2

5-9 GUARD • WASHINGTON '11 • BORN 2/7/89 • SIGNED A 10-DAY CONTRACT 12/29/21 • COMPLETED CONTRACT 1/6/22

								- REBOUNDS -											
YEAR	GP-GS	MIN	AVG	FGM-FGA	PCT	FTM-FTA	PCT	OFF	DEF	TOT	AVG	AST	PF-D	STL	TO	BLK	PTS	AVG	HI
21-22	1-0	13	13.0	3-8	.375	0-0	---	0	0	0	0.0	4	0-0	0	0	0	6	6.0	6

Three-point FG: None Attempted.

THOMAS, KURT #40

6-9 FORWARD • TCU '95 • BORN 10/4/72 • ACQUIRED FROM MIAMI WITH SASHA DANILOVICH AND MARTIN MÜÜRSEPP FOR JAMAL MASHBURN 2/14/97 • COMPLETED CONTRACT 5/98

								- REBOUNDS -											
YEAR	GP-GS	MIN	AVG	FGM-FGA	PCT	FTM-FTA	PCT	OFF	DEF	TOT	AVG	AST	PF-D	STL	TO	BLK	PTS	AVG	HI
97-98	5-0	73	14.6	17-45	.378	3-3	1.00	8	16	24	4.8	3	19-1	1	10	0	37	7.4	13

Three-point FG: None Attempted.

THOMAS, TIM #7

6-10 FORWARD • VILLANOVA '97 • BORN 2/26/77• SIGNED BY DALLAS AS A FREE AGENT 7/28/09 • COMPLETED CONTRACT 5/09 • RE-SIGNED ON 8/16/10 • WAIVED 9/27/10

								- REBOUNDS -											
YEAR	GP-GS	MIN	AVG	FGM-FGA	PCT	FTM-FTA	PCT	OFF	DEF	TOT	AVG	AST	PF-D	STL	TO	BLK	PTS	AVG	HI
09-10	18-1	285	15.8	49-106	.462	21-24	.875	13	28	41	2.3	14	31	10	14	2	135	7.5	23

Three-point FG: 16-43 (.372)

THOMAS, CORNY #25

6-8 FORWARD • D-1982 3RD RND (50TH OVERALL) • CONNECTICUT '82 • BORN 2/5/60 • WAIVED 12/8/83 (HAD BEEN ON INJURED LIST)

								- REBOUNDS -											
YEAR	GP-GS	MIN	AVG	FGM-FGA	PCT	FTM-FTA	PCT	OFF	DEF	TOT	AVG	AST	PF-D	STL	TO	BLK	PTS	AVG	HI
82-83	44-2	520	11.8	43-137	.314	36-46	.783	41	79	120	2.7	34	92-0	12	31	7	122	2.8	9

Three-point FG: None Attempted.

TRENT, GARY #33

6-8 FORWARD • OHIO '96 • BORN 9/22/74 • FREE AGENT SIGNEE 1/23/99 • RE-SIGNED 8/27/99 • RE-SIGNED 8/1/00 • COMPLETED CONTRACT 5/01

								- REBOUNDS -											
YEAR	GP-GS	MIN	AVG	FGM-FGA	PCT	FTM-FTA	PCT	OFF	DEF	TOT	AVG	AST	PF-D	STL	TO	BLK	PTS	AVG	HI
98-99	45-23	1362	30.3	287-602	.477	145-235	.617	127	224	351	7.8	77	122-1	29	66	23	719	16.0	33
99-00	11-11	301	27.4	70-142	.493	11-21	.524	20	32	52	4.7	22	28-0	8	25	3	151	13.7	22
00-01	33-4	319	9.7	57-130	.438	19-36	.528	39	53	92	2.8	10	52-0	13	22	8	133	4.0	10
TOT	89-38	1982	22.3	414-874	.474	175-292	.599	186	309	495	5.6	109	202-1	50	113	34	1003	11.3	33

Three-point FG: '98-99, 0-5 (.000); '99-00, 0-2 (.000); '00-01, 0-1 (.000). Total, 0-8 (.000)

TURNER, ELSTON #33

6-5 GUARD • D-1981 2ND RND (43RD OVERALL) • MISSISSIPPI '81 • BORN 6/10/59 • SIGNED AS A FREE AGENT BY DENVER. DALLAS RECEIVED HOWARD CARTER FOR NOT EXERCISING RIGHT OF FIRST REFUSAL 8/23/84

								- REBOUNDS -										
YEAR	GP-GS	MIN	AVG	FGM-FGA	PCT	FTM-FTA	PCT	OFF	DEF	TOT	AVG	AST	PF-D	STL	TO	BLK	PTS	AVG	HI
81-82	80-62	1996	25.0	282-639	.441	97-138	.703	143	158	301	3.8	189	182-1	75	116	2	661	8.3	19
82-83	59-16	879	14.9	96-238	.403	20-30	.667	68	84	152	2.6	88	75-0	47	59	0	214	3.6	14
83-84	47-1	536	11.4	54-150	.360	28-34	.824	42	51	93	2.0	59	40-0	26	29	0	137	2.9	12
TOT	186-79	3411	18.3	432-1027	.421	145-202	.718	253	293	546	2.9	336	297-1	148	204	2	1012	5.4	19

THREE-POINT FG: '81-82, 0-4 (000); '82-83, 2-3 (.667); '83-84, 1-9 (.111). TOTAL, 3-16 (.188).

NBA PLAYOFF STATISTICS

YEAR	GP-GS	MIN	AVG	FGM-FGA	PCT	FTM-FTA	PCT	OFF	DEF	TOT	AVG	AST	PF-D	STL	TO	BLK	PTS	AVG	HI
83-84	8-0	53	6.6	7-20	.350	0-0	—	5	5	10	1.3	8	4-0	6	3	1	14	1.8	8

Three-point FG: None Attempted.

TYLER, TERRY #41

6-7 FORWARD • DETROIT '78 • BORN 10/30/56 • FREE AGENT SIGNEE 11/1/88 • COMPLETED CONTRACT

								- REBOUNDS -										
YEAR	GP-GS	MIN	AVG	FGM-FGA	PCT	FTM-FTA	PCT	OFF	DEF	TOT	AVG	AST	PF-D	STL	TO	BLK	PTS	AVG	HI
88-89	70-11	1057	15.1	169-360	.469	47-62	.758	74	135	209	3.0	40	90-0	24	51	39	386	5.5	20

Three-point FG: 1-9 (.111)

UPSHAW, KELVIN #5

6-2 GUARD • UTAH '86 • BORN 1/24/63• FREE AGENT SIGNEE 1/6/90 • RELEASED FROM SECOND 10-DAY CONTRACT 1/22/90 • FREE AGENT SIGNEE 10/1/90 • WAIVED 10/27/90 • FREE AGENT SIGNEE 11/12/90 • WAIVED 12/24/90 • SIGNED FIRST OF TWO 10-DAY CONTRACTS 1/9/91 • SIGNED FOR REST OF SEASON 1/19/91 • COMPLETED CONTRACT 4/91

								- REBOUNDS -										
YEAR	GP-GS	MIN	AVG	FGM-FGA	PCT	FTM-FTA	PCT	OFF	DEF	TOT	AVG	AST	PF-D	STL	TO	BLK	PTS	AVG	HI
89-90	3-0	4	1.3	1-3	.333	0-0	—	0	0	0	0.0	0	0-0	0	0	0	2	0.7	2
90-91	48-1	514	10.7	104-231	.450	55-64	.859	20	35	55	1.8	86	77-0	28	39	5	270	5.6	19
TOT	51-1	518	10.2	105-234	.449	55-64	.859	20	35	55	1.7	86	77-0	28	39	5	272	5.3	19

Three-point FG: '89-90, 0-1 (.000); '90-91, 7-29 (.241). Total, 7-30 (.233)

UTHOFF, JARROD #19

6-10 FORWARD • IOWA • BORN 5/19/93 • SIGNED TO A 10-DAY CONTRACT 3/9/17 • SIGNED TO A SECOND 10-DAY CONTRACT 3/19/17 • SIGNED TO A MULTI-YEAR DEAL 3/29/17 • TRADED TO HOUSTON FOR CASH CONSIDERATIONS 6/29/17

								- REBOUNDS -										
YEAR	GP-GS	MIN	AVG	FGM-FGA	PCT	FTM-FTA	PCT	OFF	DEF	TOT	AVG	AST	PF-D	STL	TO	BLK	PTS	AVG	HI
16-17	9-0	115	12.8	16-38	.421	5-7	.714	8	14	22	2.4	9	8-0	2	3	4	40	4.4	12

Three-point FG: 3-9 (.333)

VAN EXEL, NICK #31

6-1 GUARD • CINCINNATI '93 • BORN 11/27/71 • ACQUIRED FROM DENVER WITH TARIQ ABDUL-WAHAD, AVERY JOHNSON AND RAEF LAFRENTZ FOR TIM HARDAWAY, DONNELL HARVEY, JUWAN HOWARD AND A 2002 FIRST-ROUND PICK 2/21/02 • TRADED TO GOLDEN STATE WITH AVERY JOHNSON, POPEYE JONES AND ANTOINE RIGAUDEAU FOR DANNY FORTSON, ANTAWN JAMISON, CHRIS MILLS AND JIRI WELSCH 8/18/03

								- REBOUNDS -										
YEAR	GP-GS	MIN	AVG	FGM-FGA	PCT	FTM-FTA	PCT	OFF	DEF	TOT	AVG	AST	PF-D	STL	TO	BLK	PTS	AVG	HI
01-02	27-2	757	28.0	129-314	.411	65-77	.844	9	76	85	3.1	113	35-0	14	40	4	357	13.2	27
02-03	73-1	2026	27.8	342-831	.412	108-142	.761	35	173	208	2.8	312	86-1	43	122	4	910	12.5	35
TOT	100-3	2783	27.8	471-1145	.411	173-219	.790	44	249	293	2.9	425	121-1	57	162	8	1267	12.7	35

THREE-POINT FG: '01-02, 34-98 (.347); '02-03, 118-312 (.378). TOTAL, 152-410 (.371)

NBA PLAYOFF STATISTICS

YEAR	GP-GS	MIN	AVG	FGM-FGA	PCT	FTM-FTA	PCT	OFF	DEF	TOT	AVG	AST	PF-D	STL	TO	BLK	PTS	AVG	HI
01-02	8-1	264	33.0	37-101	.366	8-12	.667	7	17	24	3.0	31	26-0	8	12	0	89	11.1	19
02-03	20-3	672	33.6	150-326	.460	45-64	.703	18	50	68	3.4	82	47-0	12	39	0	389	19.5	40
TOT	28-4	736	26.3	187-427	.434	53-76	.697	25	67	92	3.3	113	73-0	20	51	0	478	17.1	40

THREE-POINT FG: '01-02, 7-34 (.206); '02-03, 44-112 (.393). TOTAL, 51-146 (.349)

VAN HORN, KEITH #2

6-10 FORWARD • UTAH • BORN 10/23/75 • ACQUIRED FROM MILWAUKEE FOR CALVIN BOOTH, ALAN HENDERSON AND CASH CONSIDERATIONS 2/24/05 • COMPLETED CONTRACT 6/30/06

								- REBOUNDS -										
YEAR	GP-GS	MIN	AVG	FGM-FGA	PCT	FTM-FTA	PCT	OFF	DEF	TOT	AVG	AST	PF-D	STL	TO	BLK	PTS	AVG	HI
04-05	29-3	684	23.6	129-279	.462	72-92	.783	34	95	129	4.4	34	88-1	15	34	10	354	12.2	24
05-06	53-0	1090	20.6	164-387	.424	94-113	.832	54	138	192	3.6	37	121-1	31	71	11	472	8.9	23
TOT	82-3	1774	21.6	293-666	.440	166-205	.810	88	233	321	3.9	71	209-2	46	105	21	826	10.1	24

THREE-POINT FG: '04-05, 24-64 (.375); '05-06, 50-136 (.368). TOTAL, 74-200 (.370)

NBA PLAYOFF STATISTICS

YEAR	GP-GS	MIN	AVG	FGM-FGA	PCT	FTM-FTA	PCT	OFF	DEF	TOT	AVG	AST	PF-D	STL	TO	BLK	PTS	AVG	HI
04-05	3-0	33	11.0	7-15	.467	8-9	.889	3	3	6	2.0	1	6-0	1	1	0	22	7.3	13
05-06	14-3	172	12.3	20-59	.339	3-3	1.000	8	24	32	2.3	2	24-1	0	6	4	51	3.6	10
TOT	17-3	205	12.1	27-74	.365	11-12	.912	11	27	38	2.2	3	30-1	1	7	4	73	4.3	13

THREE-POINT FG: '04-05, 0-4 (.004); '05-06, 8-28 (.286). TOTAL, 8-32 (.250)

VAUGHT, LOY #35

6-7 FORWARD • MICHIGAN '90 • BORN 2/27/68 • ACQUIRED FROM DETROIT FOR DANA BARROS AND ANSU SESAY 10/16/00 • TRADED WITH CHRISTIAN LAETTNER, COURTNEY ALEXANDER, HUBERT DAVIS, ETAN THOMAS AND CASH TO WASHINGTON FOR JUWAN HOWARD, CALVIN BOOTH AND OBINNA EKEZIE 2/22/01

								- REBOUNDS -										
YEAR	GP-GS	MIN	AVG	FGM-FGA	PCT	FTM-FTA	PCT	OFF	DEF	TOT	AVG	AST	PF-D	STL	TO	BLK	PTS	AVG	HI
00-01	37-1	392	10.6	55-121	.455	4-6	.667	35	88	123	3.3	16	61-0	15	18	5	114	3.1	10

Three-point FG: None Attempted.

VIANNA, JOÃO #31

6-9 FORWARD • TRABAJARA (BRAZIL) UNIV. • BORN 11/15/66 • FREE AGENT SIGNEE 10/3/91 • WAIVED 11/12/91

YEAR	GP-GS	MIN	AVG	FGM-FGA	PCT	FTM-FTA	PCT	OFF	DEF	TOT	AVG	AST	PF-D	STL	TO	BLK	PTS	AVG	HI
91-92	1-0	9	9.0	1-2	.500	0-0	—	0	0	0	0.0	2	3-0	0	1	0	2	2.0	2

Three-point FG: None Attempted.

VILLANUEVA, CHARLIE #3

6-11 FORWARD • CONNECTICUT • BORN 8/24/84 • FREE AGENT SIGNEE 9/23/14 • RE-SIGNED 8/6/15 • COMPLETED CONTRACT 6/30/16

								- REBOUNDS -										
YEAR	GP-GS	MIN	AVG	FGM-FGA	PCT	FTM-FTA	PCT	OFF	DEF	TOT	AVG	AST	PF-D	STL	TO	BLK	PTS	AVG	HI
14-15	64-1	678	10.6	150-362	.414	20-35	.571	30	119	149	2.3	19	64-0	15	28	22	403	6.3	26
15-16	62-4	665	10.7	125-327	.382	22-24	.917	24	128	152	2.5	24	71-0	18	31	15	319	5.1	19
TOT	126-5	1343	10.7	275-689	.399	42-59	.712	54	247	301	2.4	43	135-0	33	59	37	722	5.7	26

Three-point FG: '14-15, 83-221 (.376); '15-16, 47-172 (.273). Total, 130-393 (.331)

NBA PLAYOFF STATISTICS

YEAR	GP-GS	MIN	AVG	FGM-FGA	PCT	FTM-FTA	PCT	OFF	DEF	TOT	AVG	AST	PF-D	STL	TO	BLK	PTS	AVG	HI
14-15	5-0	43	8.7	11-25	.440	0-0	—	4	9	13	2.6	3	10-0	1	0	1	30	6.0	8
15-16	4-0	20	5.1	3-12	.250	2-2	1.000	0	2	2	0.5	1	2-0	0	1	0	9	2.3	7
TOT	9-0	63	7.0	14-37	.378	2-2	1.000	4	11	15	1.7	4	12-0	1	1	1	39	4.3	8

Three-point FG: '14-15, 8-19 (.421); '15-16, 1-5 (.200). Total, 9-24 (.375)

VINCENT, JAY #31

6-7 FORWARD • D-1981 2ND RND (24TH OVERALL) • MICHIGAN STATE '81 • BORN 6/10/59 • TRADED TO WASHINGTON FOR 1990 FIRST-ROUND CHOICE 9/3/86

								- REBOUNDS -										
YEAR	GP-GS	MIN	AVG	FGM-FGA	PCT	FTM-FTA	PCT	OFF	DEF	TOT	AVG	AST	PF-D	STL	TO	BLK	PTS	AVG	HI
81-82	81-62	2626	32.4	719-1448	.497	293-409	.716	182	383	565	7.0	176	308-8	89	194	22	1732	21.4	41
82-83	81-73	2726	33.7	622-1272	.489	269-343	.784	217	375	592	7.3	212	295-4	70	188	45	1513	18.7	32
83-84	61-5	1421	23.3	252-579	.435	168-215	.781	81	166	247	4.0	114	159-1	30	113	10	672	11.0	33
84-85	79-47	2543	32.2	545-1138	.479	351-420	.836	185	519	704	8.9	169	226-0	48	170	22	1441	18.2	39
85-86	80-3	1994	24.9	442-919	.481	222-274	.810	107	261	368	4.6	180	193-2	66	145	21	1106	13.8	31
TOT	382-190	11310	29.6	2580-5356	.482	1303-1661	.784	772	1704	2476	6.5	851	1181-15	303	810	120	6464	16.9	41

THREE-POINT FG: '81-82, 1-4 (.250); '82-83, 0-3 (.000); '83-84, 0-1 (.000); '84-85, 0-4 (.000); '85-86, 0-3 (.000). TOTAL, 1-15 (.067)

NBA PLAYOFF STATISTICS

YEAR	GP-GS	MIN	AVG	FGM-FGA	PCT	FTM-FTA	PCT	OFF	DEF	TOT	AVG	AST	PF-D	STL	TO	BLK	PTS	AVG	HI
83-84	10-10	353	35.3	48-124	.387	56-62	.903	29	41	70	7.0	19	36-1	7	25	1	152	15.2	21
84-85	4-2	134	33.5	20-56	.357	22-29	.759	9	13	22	5.5	3	16-0	6	11	3	62	15.5	23
85-86	10-0	204	20.4	38-99	.384	30-34	.882	15	24	39	3.9	15	19-0	4	17	1	106	10.6	18
TOT	24-12	691	28.8	106-279	.380	108-125	.864	53	78	131	5.5	37	71-1	17	53	5	320	13.3	23

THREE-POINT FG: '83-84, 0-1 (.000); '84-85, NONE ATTEMPTED; '85-86, NONE ATTEMPTED. TOTAL, 0-1 (.000)

WADE, MARK #10

5-11 GUARD • NEVADA-LAS VEGAS '87 • BORN 10/15/65 • FREE AGENT SIGNEE 4/9/90 • RELEASED FROM 10-DAY CONTRACT 4/17/90

								- REBOUNDS -										
YEAR	GP-GS	MIN	AVG	FGM-FGA	PCT	FTM-FTA	PCT	OFF	DEF	TOT	AVG	AST	PF-D	STL	TO	BLK	PTS	AVG	HI
89-90	1-0	3	3.0	0-0	—	0-0	—	0	0	0	2.0	2	0-0	0	0	0	0	0.0	0

Three-point FG: None Attempted.

WALKER, ANTOINE #8

6-9 FORWARD • KENTUCKY '96 • BORN 8/12/76 • ACQUIRED WITH TONY DELK FROM BOSTON FOR RAEF LAFRENTZ, JIRI WELSCH, CHRIS MILLS AND A FIRST-ROUND PICK 10/20/03 • TRADED TO ATLANTA WITH TONY DELK FOR ALAN HENDERSON, JASON TERRY AND A FIRST-ROUND PICK 8/4/04

								- REBOUNDS -										
YEAR	GP-GS	MIN	AVG	FGM-FGA	PCT	FTM-FTA	PCT	OFF	DEF	TOT	AVG	AST	PF-D	STL	TO	BLK	PTS	AVG	HI
03-04	82-82	2840	34.6	483-1129	.428	103-186	.554	198	486	684	8.3	369	212-3	65	202	65	1151	14.0	30

THREE-POINT FG: 82-305 (.269)

NBA PLAYOFF STATISTICS

YEAR	GP-GS	MIN	AVG	FGM-FGA	PCT	FTM-FTA	PCT	OFF	DEF	TOT	AVG	AST	PF-D	STL	TO	BLK	PTS	AVG	HI
03-04	5-5	140	28.0	22-61	.361	4-7	.571	23	27	50	10.0	12	13-0	6	9	3	49	9.8	15

THREE-POINT FG: 1-10 (.100)

WALKER, KEMBA #34

6-1 GUARD • CONNECTICUT • BORN 9/7/95 • FREE AGENT SIGNEE 11/29/22 • WAIVED 1/6/23

								- REBOUNDS -										
YEAR	GP-GS	MIN	AVG	FGM-FGA	PCT	FTM-FTA	PCT	OFF	DEF	TOT	AVG	AST	PF-D	STL	TO	BLK	PTS	AVG	HI
22-23	9-1	144	16.0	24-57	.421	17-21	.810	3	13	16	1.8	19	11-0	2	4	2	72	8.0	32

Three-point FG: 7-28 (.250)

WALKER, SAMAKI #52

6-9 FORWARD • D-1996 1ST RND (9TH OVERALL) • LOUISVILLE '98 • BORN 2/25/76 • COMPLETED CONTRACT 5/99

								- REBOUNDS -											
YEAR	GP-GS	MIN	AVG	FGM-FGA	PCT	FTM-FTA	PCT	OFF	DEF	TOT	AVG	AST	PF-D	STL	TO	BLK	PTS	AVG	HI
96-97	43-12	602	14.0	83-187	.444	48-74	.649	47	100	147	3.4	17	71-0	15	39	22	214	5.0	13
97-98	41-19	1027	25.0	156-321	.486	53-97	.546	96	206	302	7.4	24	127-2	30	61	40	365	8.9	26
98-99	39-2	568	14.6	88-190	.463	53-98	.541	46	97	143	3.7	6	87-3	9	37	16	229	5.9	16
TOT	123-33	2197	17.9	327-698	.468	154-269	.572	189	403	592	4.8	47	285-5	54	137	78	808	6.6	26

THREE-POINT FG: '96-97, 0-1 (.000); '97-98, 0-1 (.000); '98-99, 0-1 (0.00). TOTAL, 0-3 (.000)

WANG, ZHIZHI #10

7-1 FORWARD/CENTER • CHINA • BORN 7/8/77 • FREE AGENT SIGNEE 4/4/01 • SIGNED OFFER SHEET WITH L.A. CLIPPERS 10/2/02

								- REBOUNDS -											
YEAR	GP-GS	MIN	AVG	FGM-FGA	PCT	FTM-FTA	PCT	OFF	DEF	TOT	AVG	AST	PF-D	STL	TO	BLK	PTS	AVG	HI
00-01	5-0	38	7.6	8-19	.421	8-10	.800	1	6	7	1.4	0	8-0	0	1	0	24	4.8	13
01-02	55-0	600	10.9	109-248	.440	42-57	.737	19	92	111	2.0	22	84-0	11	25	18	308	5.6	18
TOT	60-0	638	10.6	117-267	.438	50-67	.746	20	98	118	1.9	22	92-0	11	26	18	332	5.5	18

THREE-POINT FG: '00-01, 0-2 (.000); '01-'02, 48-116 (.414). TOTAL, 48-118 (.407)

NBA PLAYOFF STATISTICS

YEAR	GP-GS	MIN	AVG	FGM-FGA	PCT	FTM-FTA	PCT	OFF	DEF	TOT	AVG	AST	PF-D	STL	TO	BLK	PTS	AVG	HI
00-01	5-0	23	4.6	3-8	.375	3-3	1.000	0	2	2	0.4	1	1-0	1	1	1	10	2.0	7
01-02	8-0	44	5.5	7-16	.438	3-6	.500	5	3	8	1.0	3	11-0	0	0	1	20	2.5	7
TOT	13-0	67	5.2	10-24	.417	6-9	.667	5	5	10	0.8	4	12-0	1	1	2	30	2.3	7

THREE-POINT FG: '00-01, 1-2 (.500); '01-02, 3-6 (.500). TOTAL, 4-8 (.500)

WARNEY, JAMEEL #32

6-8 FORWARD • STONY BROOK • BORN 1/31/94 • SIGNED TO A 10-DAY CONTRACT 3/11/18 • COMPLETED 10-DAY CONTRACT 3/20/18

								- REBOUNDS -											
YEAR	GP-GS	MIN	AVG	FGM-FGA	PCT	FTM-FTA	PCT	OFF	DEF	TOT	AVG	AST	PF-D	STL	TO	BLK	PTS	AVG	HI
17-18	3-0	27	8.9	7-12	.583	3-5	.600	4	5	9	3.0	0	2-0	0	1	0	17	5.7	8

Three-point FG: None Attempted.

WASHINGTON, RICHARD #31

6-11 FORWARD • DISPERSAL CHOICE FROM MILWAUKEE • UCLA '77 • BORN 7/15/55 • TRADED TO CLEVELAND WITH JEROME WHITEHEAD FOR BILL ROBINZINE, ATLANTA'S 1983 FIRST AND CLEVELAND'S 1986 FIRST-ROUND CHOICE 10/30/80

								- REBOUNDS -											
YEAR	GP-GS	MIN	AVG	FGM-FGA	PCT	FTM-FTA	PCT	OFF	DEF	TOT	AVG	AST	PF-D	STL	TO	BLK	PTS	AVG	HI
80-81	11-7	307	27.9	51-117	.436	17-23	.739	25	59	84	7.6	16	37-0	5	21	7	119	10.8	24

Three-point FG: None Attempted.

WATSON, JAMIE #3

6-7 GUARD/FORWARD • SOUTH CAROLINA '94 • BORN 2/23/72 • SIGNED 10-DAY CONTRACT 3/11/97 • SIGNED SECOND 10-DAY CONTRACT 3/21/97 • RELEASED 3/31/97

								- REBOUNDS -											
YEAR	GP-GS	MIN	AVG	FGM-FGA	PCT	FTM-FTA	PCT	OFF	DEF	TOT	AVG	AST	PF-D	STL	TO	BLK	PTS	AVG	HI
96-97	10-6	211	21.1	20-47	.426	2-4	.500	14	15	29	2.9	23	18-0	11	15	2	45	4.5	10

THREE-POINT FG: 3-9 (.333)

WENNINGTON, BILL #23

7-0 FORWARD/CENTER • D-1985 1ST RND (16TH OVERALL) • ST. JOHN'S '85 • BORN 4/26/63 • TRADED TO SACRAMENTO WITH INDIANA'S 1990 FIRST AND DALLAS' 1990 FIRST FOR RODNEY MCCRAY AND TWO SECOND-ROUND CHOICES 6/26/90

								- REBOUNDS -											
YEAR	GP-GS	MIN	AVG	FGM-FGA	PCT	FTM-FTA	PCT	OFF	DEF	TOT	AVG	AST	PF-D	STL	TO	BLK	PTS	AVG	HI
85-86	56-3	562	10.0	72-153	.471	45-62	.726	32	100	132	2.4	21	83-0	11	21	22	189	3.4	15
86-87	58-0	560	9.7	56-132	.424	45-60	.750	53	76	129	2.2	24	95-0	13	39	10	157	2.7	10
87-88	30-0	125	4.2	25-49	.510	12-19	.632	14	25	39	1.3	4	33-0	5	9	9	63	2.1	10
88-89	65-9	1074	16.5	119-275	.433	61-82	.744	82	204	286	4.4	46	211-3	16	54	35	300	4.6	21
89-90	60-2	814	13.6	105-234	.449	60-75	.800	64	134	198	3.3	41	144-2	20	50	21	270	4.5	14
TOT	269-14	3135	11.7	377-843	.447	223-298	.748	245	539	784	2.9	136	566-5	65	173	97	979	3.6	21

THREE-POINT FG: '85-86, 0-4 (.000); '86-87, 0-2 (.000); '87-88, 1-2 (.500); '88-89, 1-9 (.111); '89-90, 0-4 (.000). TOTAL, 2-21 (.095)

NBA PLAYOFF STATISTICS

YEAR	GP-GS	MIN	AVG	FGM-FGA	PCT	FTM-FTA	PCT	OFF	DEF	TOT	AVG	AST	PF-D	STL	TO	BLK	PTS	AVG	HI
85-86	6-0	18	3.0	2-6	.333	2-2	1.000	4	1	5	0.8	0	4-0	0	0	0	7	1.2	3
86-87	4-0	47	11.8	6-12	.500	3-5	.600	4	6	10	2.5	4	9-0	0	3	3	15	3.8	10
87-88	6-0	14	2.3	0-4	.000	0-0	—	3	1	4	0.7	1	5-0	1	1	0	0	0.0	0
89-90	3-0	25	8.3	1-5	.200	0-0	—	0	3	3	1.0	1	5-0	0	2	1	2	0.7	2
TOT	9-0	104	5.5	9-27	.333	5-7	.714	11	11	22	1.2	6	23-0	1	6	4	24	1.3	10

THREE-POINT FG: '85-86, 1-1 (1.000); '86-87, NONE ATTEMPTED; '87-88, NONE ATTEMPTED; '89-90, NONE ATTEMPTED. TOTAL, 1-1 (1.000)

WEST, MARK #45

6-10 CENTER • D-1983 2ND RND (30TH OVERALL) • OLD DOMINION '83 • BORN 11/5/60 • WAIVED 10/23/84

								- REBOUNDS -											
YEAR	GP-GS	MIN	AVG	FGM-FGA	PCT	FTM-FTA	PCT	OFF	DEF	TOT	AVG	AST	PF-D	STL	TO	BLK	PTS	AVG	HI
83-84	34-0	202	5.9	15-42	.357	7-22	.318	19	27	46	1.4	13	55-0	1	12	15	37	1.1	6

Three-point FG: None Attempted.

NBA PLAYOFF STATISTICS

YEAR	GP-GS	MIN	AVG	FGM-FGA	PCT	FTM-FTA	PCT	OFF	DEF	TOT	AVG	AST	PF-D	STL	TO	BLK	PTS	AVG	HI
83-84	4-0	32	8.0	5-9	.556	2-3	.667	0	7	7	1.8	3	11-1	0	3	3	12	3.0	5

Three-point FG: None Attempted.

WELLS, BUBBA #35

6-5 FORWARD/GUARD • D-1997 2ND RND (35TH OVERALL) • AUSTIN PEAY '97 • BORN 7/26/74 • TRADED TO PHOENIX WITH MARTIN MÜÜRSEPP, THE DRAFT RIGHTS TO PAT GARRITY AND A FUTURE DRAFT CHOICE FOR STEVE NASH 6/24/98

								- REBOUNDS -											
YEAR	GP-GS	MIN	AVG	FGM-FGA	PCT	FTM-FTA	PCT	OFF	DEF	TOT	AVG	AST	PF-D	STL	TO	BLK	PTS	AVG	HI
97-98	39-2	395	10.1	48-116	.414	31-43	.721	22	46	68	1.7	34	40-1	15	31	4	128	3.3	21

THREE-POINT FG: '97-98, 1-6 (.167)

WEST, DELONTE #13

6-4 GUARD • SAINT JOSEPH'S '04 • BORN 7/26/83 • FREE AGENT SIGNEE 12/13/11 • WAIVED 10/29/12

								- REBOUNDS -											
YEAR	GP-GS	MIN	AVG	FGM-FGA	PCT	FTM-FTA	PCT	OFF	DEF	TOT	AVG	AST	PF-D	STL	TO	BLK	PTS	AVG	HI
11-12	44-33	1060	24.1	166-360	.461	62-70	.886	13	88	101	2.3	139	67-0	58	76	11	421	9.6	25

Three-point FG: '11-12: 27-76 (.355).

NBA PLAYOFF STATISTICS

YEAR	GP-GS	MIN	AVG	FGM-FGA	PCT	FTM-FTA	PCT	OFF	DEF	TOT	AVG	AST	PF-D	STL	TO	BLK	PTS	AVG	HI
07-08	4-0	88	22.0	11-26	.423	5-5	1.000	2	5	7	1.8	8	5-0	3	3	0	30	7.5	13

Three-point FG: '11-12: 3-6 (.500).

WHITE, RANDY #33 (1989-94) , #52 (1992-93)

6-8 FORWARD • D-1989 1ST RND (8TH OVERALL) • LOUISIANA TECH '89 • BORN 11/4/67 • RIGHTS RENOUNCED 9/2/94

								- REBOUNDS -											
YEAR	GP-GS	MIN	AVG	FGM-FGA	PCT	FTM-FTA	PCT	OFF	DEF	TOT	AVG	AST	PF-D	STL	TO	BLK	PTS	AVG	HI
89-90	55-21	707	12.9	93-252	.369	50-89	.562	78	95	173	3.1	21	124-0	24	47	6	237	4.3	18
90-91	79-29	1901	24.1	265-665	.398	159-225	.707	173	331	504	6.4	63	308-6	81	131	44	695	8.8	24
91-92	65-12	1021	15.7	145-382	.380	124-162	.765	96	140	236	3.6	31	157-1	31	68	22	418	6.4	20
92-93	64-20	1433	22.4	235-540	.435	138-184	.750	154	216	370	5.8	49	226-4	63	108	45	618	9.7	31
93-94	18-31	320	17.8	45-112	.402	19-33	.576	30	53	83	4.6	11	46-0	10	18	10	115	6.4	17
TOT	281-661	5382	19.2	783-1951	.401	490-693	.707	531	835	1366	4.9	175	861-11	209	372	127	2083	7.4	31

THREE-POINT FG: '89-90, 1-14 (.071); '90-91, 6-37 (.162); '91-92, 4-27 (.148); '92-93, 10-42 (.238); '93-94, 6-20 (.300). TOTAL, 27-140 (.193)

NBA PLAYOFF STATISTICS

YEAR	GP-GS	MIN	AVG	FGM-FGA	PCT	FTM-FTA	PCT	OFF	DEF	TOT	AVG	AST	PF-D	STL	TO	BLK	PTS	AVG	HI
89-90	1-0	2	2.0	0-0	—	0-0	—	0	0	0	0.0	0	0-0	0	0	0	0	0.0	0

Three-point FG: None Attempted.

WHITEHEAD, JEROME #54

6-10 FORWARD/CENTER • DISPERSAL CHOICE FROM UTAH • MARQUETTE '78 • BORN 11/30/56 • TRADED TO CLEVELAND WITH RICHARD WASHINGTON FOR BILL ROBINZINE, ATLANTA'S 1983 FIRST AND CLEVELAND'S 1986 FIRST-ROUND CHOICE 10/30/80

								- REBOUNDS -											
YEAR	GP-GS	MIN	AVG	FGM-FGA	PCT	FTM-FTA	PCT	OFF	DEF	TOT	AVG	AST	PF-D	STL	TO	BLK	PTS	AVG	HI
80-81	7-4	118	16.9	16-38	.421	5-11	.455	8	20	28	4.0	2	16-0	4	11	1	37	5.3	14

Three-point FG: None Attempted.

WILEY, MORLON #20

6-4 GUARD • D-1988 2ND RND (46TH OVERALL) • LONG BEACH STATE '88 • BORN 9/24/66 • CHOSEN BY ORLANDO IN EXPANSION DRAFT 6/15/89 • SIGNED 10-DAY CONTRACT 2/16/93 • SIGNED FOR REMAINDER OF SEASON 3/8/93 • SIGNED ONE-YEAR CONTRACT 10/7/93 • WAIVED 11/2/93 • SIGNED FOR REMAINDER OF SEASON 3/31/94 • SIGNED ONE-YEAR CONTRACT 10/6/94 • TRADED TO HOUSTON WITH 1995 SECOND-ROUND CHOICE FOR SCOTT BROOKS 2/23/95

								- REBOUNDS -											
YEAR	GP-GS	MIN	AVG	FGM-FGA	PCT	FTM-FTA	PCT	OFF	DEF	TOT	AVG	AST	PF-D	STL	TO	BLK	PTS	AVG	HI
88-89	51-1	408	8.0	46-114	.404	13-16	.813	13	34	47	1.5	176	61-0	25	34	6	111	2.2	10
92-93	33-13	641	19.4	70-173	.405	12-18	.667	20	36	56	3.0	100	78-2	39	51	1	191	5.8	15
93-94	12-0	124	10.3	6-21	.286	0-0	—	0	6	6	1.3	16	17-0	13	11	0	14	1.2	5
94-95	38-2	407	10.7	47-111	.423	7-10	.700	6	33	39	1.8	69	44-0	21	19	1	130	3.4	14
TOT	134-16	1580	11.8	169-419	.403	32-44	.727	39	109	148	1.9	261	200-2	98	115	8	446	3.3	15

Three-point FG: '88-89, 6-24 (.250); '92-93, 39-103 (.379); '93-94, 2-6 (.333); '94-95, 29-75 (.387). Total, 76-208 (.365)

WILLIAMS, DERON #8

6-3 GUARD • ILLINOIS • BORN 6/26/84 • FREE AGENT SIGNEE 7/14/15 • RE-SIGNED 7/8/16 • WAIVED 2/23/17

								- REBOUNDS -											
YEAR	GP-GS	MIN	AVG	FGM-FGA	PCT	FTM-FTA	PCT	OFF	DEF	TOT	AVG	AST	PF-D	STL	TO	BLK	PTS	AVG	HI
15-16	65-63	2106	32.4	321-775	.414	179-206	.869	19	171	190	2.9	378	155-0	61	150	14	918	14.1	31
16-17	40-40	1171	29.3	195-453	.430	69-84	.821	13	89	102	2.6	274	96-1	25	98	2	522	13.1	25
TOT	105-103	3277	31.2	516-1228	.420	248-290	.855	32	260	292	2.8	652	251-1	86	248	16	1440	13.7	31

Three-point FG: '15-16, 97-282 (.344); '16-17, 63-181 (.348). Total, 160-463 (.346)

NBA PLAYOFF STATISTICS

YEAR	GP-GS	MIN	AVG	FGM-FGA	PCT	FTM-FTA	PCT	OFF	DEF	TOT	AVG	AST	PF-D	STL	TO	BLK	PTS	AVG	HI
15-16	3-3	49	16.4	6-18	.333	0-0	—	0	2	2	0.7	8	6-0	1	7	0	15	5.0	13

Three-point FG: 3-7 (.429)

WILLIAMS, GRANT #3

6-6 FORWARD • TENNESSEE • BORN 11/30/98 • ACQUIRED FROM BOSTON WITH TWO 2ND ROUND PICKS IN THREE-TEAM SIGN-AND-TRADE AGREEMENT FOR REGGIE BULLOCK AND TWO 2ND ROUND PICKS • TRADED TO THE CHARLOTTE HORNETS ALONGSIDE SETH CURRY AND 2027 1ST ROUND PICK FOR P.J. WASHINGTON JR. 2/8/24

								- REBOUNDS -											
YEAR	GP-GS	MIN	AVG	FGM-FGA	PCT	FTM-FTA	PCT	OFF	DEF	TOT	AVG	AST	PF-D	STL	TO	BLK	PTS	AVG	HI
23-24	47-33	1242	26.4	131-317	.413	41-55	.745	46	123	169	3.6	81	137-1	24	53	27	382	8.1	27

Three-point FG: 79-210 (.376)

WILLIAMS, HERB #32

6-11 FORWARD/CENTER • OHIO STATE '81 • BORN 2/16/58 • ACQUIRED FROM INDIANA FOR DETLEF SCHREMPF AND DALLAS' 1990 SECOND-ROUND CHOICE 2/21/89 • COMPLETED CONTRACT 4/92

								- REBOUNDS -											
YEAR	GP-GS	MIN	AVG	FGM-FGA	PCT	FTM-FTA	PCT	OFF	DEF	TOT	AVG	AST	PF-D	STL	TO	BLK	PTS	AVG	HI
88-89	30-20	903	30.1	78-197	.396	43-68	.632	48	149	197	6.6	36	80-2	15	41	54	199	6.6	15
89-90	81-19	2199	27.1	295-665	.444	108-159	.679	76	315	391	4.8	119	243-4	51	106	106	700	8.6	21
90-91	60-36	1832	30.5	332-655	.507	83-130	.638	86	271	357	6.0	95	197-3	30	113	88	747	12.5	31
91-92	75-26	2040	27.2	367-851	.431	124-171	.725	106	348	454	6.1	94	189-2	35	114	98	859	11.5	26
TOT	246-101	6974	28.3	1072-2368	.453	358-528	.678	316	1083	1399	5.7	344	709-11	131	374	346	2505	10.2	31

THREE-POINT FG: '88-89, 0-2 (.000); '89-90, 2-9 (.222); '90-91, 0-4 (.000); '91-92, 1-6 (.167). TOTAL, 3-21 (.143)

NBA PLAYOFF STATISTICS

YEAR	GP-GS	MIN	AVG	FGM-FGA	PCT	FTM-FTA	PCT	OFF	DEF	TOT	AVG	AST	PF-D	STL	TO	BLK	PTS	AVG	HI
89-90	3-0	81	27.0	14-23	.609	13-16	.813	4	9	13	4.3	5	16-1	1	3	2	41	13.7	17

Three-point FG: None Attempted.

WILLIAMS, JOHN "HOT ROD" #18

6-11 CENTER • TULANE '85 • BORN 8/9/62 • FREE AGENT SIGNEE 1/22/99 • TRADED TO BOSTON WITH ROBERT PACK AND CASH FOR DANA BARROS (PART OF 4-TEAM, 9-PLAYER TRADE) 8/16/00

								- REBOUNDS -											
YEAR	GP-GS	MIN	AVG	FGM-FGA	PCT	FTM-FTA	PCT	OFF	DEF	TOT	AVG	AST	PF-D	STL	TO	BLK	PTS	AVG	HI
98-99	25-11	403	16.1	11-33	.333	7-10	.700	36	47	83	3.3	15	49-0	13	13	18	29	1.2	6
99-00							DID NOT PLAY-INJURED												

THREE-POINT FG: NONE ATTEMPTED Three-point FG: None Attempted.

WILLIAMS, LORENZO #44

6-9 CENTER/FORWARD • STETSON '91 • BORN 7/15/69 • FREE AGENT SIGNEE 2/14/94 • RIGHTS RENOUNCED 7/17/96

								- REBOUNDS -											
YEAR	GP-GS	MIN	AVG	FGM-FGA	PCT	FTM-FTA	PCT	OFF	DEF	TOT	AVG	AST	PF-D	STL	TO	BLK	PTS	AVG	HI
93-94	34-11	678	19.9	48-103	.466	12-28	.429	92	117	209	6.1	23	87-0	15	21	41	108	3.2	11
94-95	82-81	2383	29.1	145-304	.477	38-101	.376	291	399	690	8.4	124	306-6	52	105	148	328	4.0	19
95-96	65-61	1806	27.8	87-214	.407	24-70	.343	234	287	521	8.0	85	226-9	48	78	122	198	3.0	10
TOT	181-153	4867	26.9	280-621	.451	74-199	.372	617	803	1420	7.8	232	619-15	115	204	311	634	3.5	19

THREE-POINT FG: '93-94, NONE ATTEMPTED; '94-95, NONE ATTEMPTED; '95-96, 0-1 (.000). TOTAL. 0-1 (.000)

WILLIAMS, SCOTT #42

6-10 CENTER • NORTH CAROLINA '90 • BORN 3/21/68 • AWARDED TO DALLAS ON A WAIVER CLAIM 1/30/04 • COMPLETED CONTRACT 6/1/04

								- REBOUNDS -											
YEAR	GP-GS	MIN	AVG	FGM-FGA	PCT	FTM-FTA	PCT	OFF	DEF	TOT	AVG	AST	PF-D	STL	TO	BLK	PTS	AVG	HI
03-04	27-11	260	9.6	37-85	.435	7-14	.500	15	45	60	2.2	17	95-0	20	16	16	198	4.6	16

THREE-POINT FG: 0-1 (.000)

NBA PLAYOFF STATISTICS

YEAR	GP-GS	MIN	AVG	FGM-FGA	PCT	FTM-FTA	PCT	OFF	DEF	TOT	AVG	AST	PF-D	STL	TO	BLK	PTS	AVG	HI
03-04	3-0	11	3.7	0-4	.000	0-0	.000	2	2	4	1.3	0	3-0	0	0	1	0	0.0	0

Three-point FG: None Attempted.

WILLIAMS, SEAN #32

6-10 FORWARD/CENTER • BOSTON COLLEGE • BORN 9/13/86 • FREE AGENT SIGNEE 12/21/11 • WAIVED 3/22/12

								- REBOUNDS -											
YEAR	GP-GS	MIN	AVG	FGM-FGA	PCT	FTM-FTA	PCT	OFF	DEF	TOT	AVG	AST	PF-D	STL	TO	BLK	PTS	AVG	HI
11-12	8-0	65	8.1	12-16	.750	5-6	.833	9	4	13	1.6	2	14-0	1	7	5	29	3.6	12

Three-point FG: None Attempted.

WILLIAMS, SHAWNE #4

6-9 FORWARD • MEMPHIS '09 • BORN 2/16/86 • TRADED TO DALLAS FROM INDIANA IN EXCHANGE FOR EDDIE JONES (10/10/08) • TRADED TO NEW JERSEY ALONG WITH KRIS HUMPHRIES FOR EDUARDO NAJERA 1/11/10

								- REBOUNDS -											
YEAR	GP-GS	MIN	AVG	FGM-FGA	PCT	FTM-FTA	PCT	OFF	DEF	TOT	AVG	AST	PF-D	STL	TO	BLK	PTS	AVG	HI
08-09	15-0	170	11.3	16-56	.286	9-11	.818	19	27	46	3.1	2	19-0	2	5	9	42	2.8	7
09-10							DID NOT PLAY												
TOT	15-0	170	11.3	16-56	.286	9-11	.818	19	27	46	3.1	2	19-0	2	5	9	42	2.8	7

THREE-POINT FG: '08-09, 1-17 (.059); '09-10, NONE ATTEMPTED. TOTAL, 1-17 (.059).

WILLIAMS, WALT #43

6-8 GUARD/FORWARD • MARYLAND '92 • BORN 4/16/70 • FREE AGENT SIGNEE 10/18/02 • COMPLETED CONTRACT 5/03

								- REBOUNDS -										
YEAR	GP-GS	MIN	AVG	FGM-FGA	PCT	FTM-FTA	PCT	OFF	DEF	TOT	AVG	AST	PF-D	STL	TO	BLK	PTS	AVG	HI
02-03	66-1	1161	17.6	134-341	.393	31-50	.620	53	154	207	3.1	59	141-0	42	35	26	363	5.5	18

THREE-POINT FG: 64-171 (.374)

NBA PLAYOFF STATISTICS

YEAR	GP-GS	MIN	AVG	FGM-FGA	PCT	FTM-FTA	PCT	OFF	DEF	TOT	AVG	AST	PF-D	STL	TO	BLK	PTS	AVG	HI
02-03	15-3	227	15.1	32-81	.395	7-7	1.000	12	31	43	2.9	15	28-0	5	17	12	85	5.7	17

THREE-POINT FG: 14-41 (.341)

WILLIS, KEVIN #44

7-0 CENTER • MICHIGAN STATE '84 • BORN 9/6/62 • FREE AGENT SIGNEE 4/2/07 • COMPLETED CONTRACT 5/07

								- REBOUNDS -										
YEAR	GP-GS	MIN	AVG	FGM-FGA	PCT	FTM-FTA	PCT	OFF	DEF	TOT	AVG	AST	PF-D	STL	TO	BLK	PTS	AVG	HI
06-07	5-0	43	8.6	5-13	.385	2-2	1.000	2	6	8	1.6	1	11-0	2	2	1	12	2.4	6

Three-point FG: None Attempted.

WITHEY, JEFF #17

7-0 CENTER • KANSAS • BORN 3/7/90 • FREE AGENT SIGNEE 8/21/17 • WAIVED 12/19/17

								- REBOUNDS -										
YEAR	GP-GS	MIN	AVG	FGM-FGA	PCT	FTM-FTA	PCT	OFF	DEF	TOT	AVG	AST	PF-D	STL	TO	BLK	PTS	AVG	HI
17-18	10-0	39	3.9	6-16	.375	1-2	.500	1	9	10	1.0	0	3-0	0	2	3	15	1.5	4

Three-point FG: 2-10 (.200)

WOOD, AL #4

6-6 GUARD • NORTH CAROLINA '81 • BORN 6/2/58 • ACQUIRED FROM SEATTLE FOR DALE ELLIS 7/23/86 • WAIVED 11/17/87

								- REBOUNDS -										
YEAR	GP-GS	MIN	AVG	FGM-FGA	PCT	FTM-FTA	PCT	OFF	DEF	TOT	AVG	AST	PF-D	STL	TO	BLK	PTS	AVG	HI
86-87	54-0	657	12.2	121-310	.390	109-139	.784	39	55	94	1.7	34	83-0	19	34	11	358	6.6	25

Three-point FG: 7-25 (.280)

WOOD, CHRISTIAN #35

6-10 FORWARD/CENTER • UNLV • BORN 9/7/95 • ACQUIRED FROM HOUSTON IN EXCHANGE FOR THE DRAFT RIGHTS TO THE 2022 26TH OVERALL PICK WENDELL MOORE, STERLING BROWN, TREY BURKE, MARQUESE CHRISS AND BOBAN MARJANOVIĆ ON 6/24/22 • COMPLETED CONTRACT 6/30/23.

								- REBOUNDS -										
YEAR	GP-GS	MIN	AVG	FGM-FGA	PCT	FTM-FTA	PCT	OFF	DEF	TOT	AVG	AST	PF-D	STL	TO	BLK	PTS	AVG	HI
22-23	67-17	1738	25.9	396-769	.515	217-281	.772	87	404	491	7.3	121	169-1	30	121	72	1114	16.6	39

Three-point FG: 105-279 (.376)

WOOD, DAVID #10

6-9 FORWARD • NEVADA-RENO '87 • BORN 11/30/64 • FREE AGENT SIGNEE 2/1/96 • RIGHTS RENOUNCED 7/17/96

								- REBOUNDS -										
YEAR	GP-GS	MIN	AVG	FGM-FGA	PCT	FTM-FTA	PCT	OFF	DEF	TOT	AVG	AST	PF-D	STL	TO	BLK	PTS	AVG	HI
95-96	37-0	642	17.4	67-154	.435	29-40	.725	42	91	133	3.6	27	118-5	16	19	9	182	4.9	19

Three-point FG: 19-59 (.322)

WRIGHT, ANTOINE #21

6-7 GUARD/FORWARD • TEXAS A&M '05 • 2/6/84 • ACQUIRED WITH JASON KIDD AND MALIK ALLEN FROM NEW JERSEY FOR DEVIN HARRIS, TRENTON HASSELL, KEITH VAN HORN, MAURICE AGER, DESAGANA DIOP AND TWO FIRST-ROUND PICKS 2/19/08 • TRADED WITH DEVEAN GEORGE TO TORONTO FOR SHAWN MARION, KRIS HUMPHRIES, NATHAN JAWAI AND CASH CONSIDERATIONS IN A DEAL THAT ALSO SENT GREG BUCKNER TO DALLAS FROM MEMPHIS IN EXCHANGE FOR JERRY STACKHOUSE AND CASH CONSIDERATIONS, A SECOND-ROUND PICK AND CASH CONSIDERATIONS FROM TORONTO TO MEMPHIS, AND HEDO TURKOGLU FROM ORLANDO TO TORONTO FOR CASH CONSIDERATIONS FROM DALLAS AND TORONTO 7/9/09

								- REBOUNDS -										
YEAR	GP-GS	MIN	AVG	FGM-FGA	PCT	FTM-FTA	PCT	OFF	DEF	TOT	AVG	AST	PF-D	STL	TO	BLK	PTS	AVG	HI
07-08	15-0	176	11.7	21-42	.500	5-9	.556	5	17	22	1.5	13	22-0	2	11	4	52	3.5	7
08-09	65-53	1552	23.9	179-431	.415	71-95	.747	31	105	136	2.1	77	172-2	46	54	27	474	7.3	24
TOT	80-53	1728	21.6	200-473	.423	76-104	.731	36	122	158	2.0	90	194-2	48	65	31	526	6.6	24

THREE-POINT FIELD GOALS: '07-08, 5-9 (.556); '08-09, 45-149 (.302). TOTAL, 50-158 (.316)

NBA PLAYOFF STATISTICS

YEAR	GP-GS	MIN	AVG	FGM-FGA	PCT	FTM-FTA	PCT	OFF	DEF	TOT	AVG	AST	PF-D	STL	TO	BLK	PTS	AVG	HI
07-08	1-0	7	7.0	0-0	---	0-0	---	0	1	1	1.0	0	0-0	0	2	0	0	0.0	0
08-09	10-5	167	16.7	21-43	.488	9-11	.818	5	8	13	1.3	10	30-0	3	4	2	59	5.9	10
TOT	11-5	174	15.8	21-43	.488	9-11	.818	5	9	14	1.3	10	30-0	3	6	2	59	5.4	10

THREE-POINT FG: '07-08, NONE ATTEMPTED; '08-09, 9-21 (.429). TOTAL, 9-21 (.429)

WRIGHT, BRANDAN #34

6-10 CENTER/FORWARD • NORTH CAROLINA • BORN 10/5/87 • FREE AGENT SIGNEE 12/9/11 • RE-SIGNED 7/25/13 • TRADED WITH JAE CROWDER, JAMEER NELSON, A 2015 FIRST ROUND PICK AND A 2016 SECOND ROUND PICK TO BOSTON IN EXCHANGE FOR RAJON RONDO AND DWIGHT POWELL 12/18/14

								- REBOUNDS -											
YEAR	GP-GS	MIN	AVG	FGM-FGA	PCT	FTM-FTA	PCT	OFF	DEF	TOT	AVG	AST	PF-D	STL	TO	BLK	PTS	AVG	HI
11-12	49-0	791	16.1	144-233	.618	52-82	.634	62	112	174	3.6	13	61-0	22	21	63	340	6.9	17
12-13	64-16	1149	18.0	241-404	.597	59-96	.615	85	175	260	4.1	38	78-0	26	34	76	541	8.5	23
13-14	58-0	1077	18.6	224-331	.677	77-106	.726	102	142	244	4.2	31	94-0	32	35	55	525	9.1	23
14-15	27-0	505	18.7	101-135	.748	36-48	.750	51	59	110	4.1	10	44-0	17	13	42	238	8.8	14
TOT	198-16	3522	17.8	710-1103	.644	224-332	.675	300	488	788	4.0	92	277-0	97	103	236	1644	8.3	23

Three-point FG: '11-12, 0-1 (.000); '12-13, 0-3 (.000); '13-14, None Attempted; '14-15, None Attempted. Total, 0-4 (.000)

NBA PLAYOFF STATISTICS

YEAR	GP-GS	MIN	AVG	FGM-FGA	PCT	FTM-FTA	PCT	OFF	DEF	TOT	AVG	AST	PF-D	STL	TO	BLK	PTS	AVG	HI
11-12	4-0	27	6.8	2-5	.400	1-2	.500	2	3	5	1.3	0	4-0	1	3	1	5	1.3	2
13-14	6-0	90	15.0	15-18	.833	3-6	.500	5	7	12	2.0	8	8-0	2	2	6	33	5.5	11
TOT	10-0	117	11.7	17-23	.739	4-8	.500	7	10	17	1.7	8	12-0	3	5	7	38	3.8	11

Three-point FG: None Attempted.

WRIGHT, CHRIS #8

6-1 GUARD • GEORGETOWN • BORN 11/4/89 • SIGNED TO A 10-DAY CONTRACT BY DALLAS 3/13/13 • CONTRACT EXPIRED 3/25/13

								- REBOUNDS -											
YEAR	GP-GS	MIN	AVG	FGM-FGA	PCT	FTM-FTA	PCT	OFF	DEF	TOT	AVG	AST	PF-D	STL	TO	BLK	PTS	AVG	HI
12-13	3-0	4	1.3	1-2	.500	0-0	---	0	0	0	0.0	0	0-0	0	1	0	2	0.7	2

Three-point FG: None Attempted.

WRIGHT, DELON #55

6-5 GUARD • UTAH • BORN 4/26/92 • ACQUIRED FROM MEMPHIS IN EXCHANGE FOR TWO FUTURE SECOND ROUND PICKS AND THE DRAFT RIGHTS TO SATNAM SINGH • TRADED FROM DALLAS TO DETRIOT IN A THREE-TEAM DEAL WHICH SAW THE MAVERICKS SEND JUSTIN JACKSON TO OKLAHOMA CITY, THE PISTONS DEAL TREVOR ARIZA TO THE THUNDER, AND OKLAHOMA CITY ACQUIRE A 2023 SECOND ROUND PICK (BEST FROM EITHER DALLAS OR MIAMI) AND A 2026 SECOND ROUND DRAFT FROM DALLAS

								- REBOUNDS -											
YEAR	GP-GS	MIN	AVG	FGM-FGA	PCT	FTM-FTA	PCT	OFF	DEF	TOT	AVG	AST	PF-D	STL	TO	BLK	PTS	AVG	HI
19-20	73-5	1570	21.5	190-411	.462	77-100	.770	70	210	280	3.8	244	93-0	85	73	22	504	6.9	20

Three-point FG: 47-127 (.370)

NBA PLAYOFF STATISTICS

YEAR	GP-GS	MIN	AVG	FGM-FGA	PCT	FTM-FTA	PCT	OFF	DEF	TOT	AVG	AST	PF-D	STL	TO	BLK	PTS	AVG	HI
19-20	4-0	53	13.3	6-10	.600	3-5	.600	1	2	3	0.8	7	2-0	5	5	0	16	4.0	11

Three-point FG: 1-2 (.500)

WRIGHT, HOWARD #34

6-8 FORWARD • STANFORD '89 • BORN 12/20/67 • SIGNED 10-DAY CONTRACT 1/5/91 • SIGNED SECOND 10-DAY CONTRACT 1/15/91 • RELEASED 1/23/91

								- REBOUNDS -											
YEAR	GP-GS	MIN	AVG	FGM-FGA	PCT	FTM-FTA	PCT	OFF	DEF	TOT	AVG	AST	PF-D	STL	TO	BLK	PTS	AVG	HI
90-91	3-0	8	2.7	2-3	.667	2-2	1.000	1	1	2	0.7	0	2-0	1	0	0	6	2.0	4

Three-point FG: 0-1 (.000)

WRIGHT, MOSES #5

6-9 FORWARD • GEORGIA TECH '21 • BORN 12/23/98 • SIGNED A TWO-WAY CONTRACT 2/25/22 • COMPLETED CONTRACT 6/1/22

								- REBOUNDS -											
YEAR	GP-GS	MIN	AVG	FGM-FGA	PCT	FTM-FTA	PCT	OFF	DEF	TOT	AVG	AST	PF-D	STL	TO	BLK	PTS	AVG	HI
21-22	3-0	13	4.3	1-4	.250	3-3	1.000	1	2	3	1.0	1	0-0	0	0	1	5	1.7	3

Three-point FG: None Attempted.

YI, JIANLIAN #9

7-0 FORWARD • CHINA • BORN 10/27/87 • FREE AGENT SIGNEE 1/6/12 • COMPLETED CONTRACT 6/30/12
SIGNED BY THE LAKERS 8/6/90

								- REBOUNDS -											
YEAR	GP-GS	MIN	AVG	FGM-FGA	PCT	FTM-FTA	PCT	OFF	DEF	TOT	AVG	AST	PF-D	STL	TO	BLK	PTS	AVG	HI
11-12	30-0	203	6.8	31-82	.378	14-21	.667	12	37	49	1.6	5	23-0	7	14	8	79	2.6	8

THREE-POINT FG: 3-10 (.300)

NBA PLAYOFF STATISTICS

YEAR	GP-GS	MIN	AVG	FGM-FGA	PCT	FTM-FTA	PCT	OFF	DEF	TOT	AVG	AST	PF-D	STL	TO	BLK	PTS	AVG	HI
11-12	1-0	5	5.0	1-3	.333	0-1	.000	0	2	2	2.0	0	0-0	1	0	0	2	2.0	2

THREE-POINT FG: 0-1 (.000)

DRAFT RECAPS

2024 DRAFT

RD	OVERALL	PLAYER	POS.	HT.	COLLEGE
2#	58	ARIEL HUKPORTI	C	7-0	GERMANY

DRAFT RIGHTS TRADED TO NEW YORK WITH THE RIGHTS TO PETTERI KOPONEN IN EXCHANGE FOR THE DRAFT RIGHTS TO THE 51ST OVERALL PICK MELVIN AJINÇA.

2023 DRAFT

RD	OVERALL	PLAYER	POS.	HT.	COLLEGE
1#	10	CASON WALLACE	G	6-4	KENTUCKY

DRAFT RIGHTS TRADED TO OKLAHOMA CITY WITH DAVIS BERTANS IN EXCHANGE FOR THE DRAFT RIGHTS TO THE 12TH OVERALL PICK DERECK LIVELY II.

2022 DRAFT

RD	OVERALL	PLAYER	POS.	HT.	COLLEGE
1#	26	WENDELL MOORE	G/F	6-5	DUKE

DRAFT RIGHTS TRADED TO HOUSTON WITH STERLING BROWN, TREY BURKE, MARQUESE CHRISS AND BOBAN MARJANOVIĆ IN EXCHANGE FOR CHRISTIAN WOOD.

2021 DRAFT

RD	OVERALL	PLAYER	POS.	HT.	COLLEGE

NO SELECTIONS

2020 DRAFT

RD	OVERALL	PLAYER	POS.	HT.	COLLEGE
1	18	JOSH GREEN	G/F	6-6	ARIZONA
2	31	TYRELL TERRY	G	6-2	STANFORD

2019 DRAFT

RD	OVERALL	PLAYER	POS.	HT.	COLLEGE
2#	37	DEIVIDAS SIRVYDIS	G	6-8	LITHUANIA

DRAFT RIGHTS TRADED TO DETROIT IN EXCHANGE FOR THE DRAFT RIGHTS TO THE 45TH OVERALL PICK ISAIAH ROBY AND TWO FUTURE SECOND ROUND PICKS.

2018 DRAFT

RD	OVERALL	PLAYER	POS.	HT.	COLLEGE
1#	5	TRAE YOUNG	G	6-2	OKLAHOMA
2	33	JALEN BRUNSON	G	6-3	VILLANOVA
2$	54	SHAKE MILTON	G	6-6	SMU

DRAFT RIGHTS TRADED TO ATLANTA FOR THE DRAFT RIGHTS TO LUKA DONČIĆ (3RD OVERALL PICK) AND A PROTECTED 2019 FIRST ROUND PICK.

$ DRAFT RIGHTS TRADED TO PHILADELPHIA FOR THE DRAFT RIGHTS TO THE 56TH OVERALL PICK RAY SPALDING AND THE 60TH OVERALL SELECTION KOSTAS ANTETOKOUNMPO.

2017 DRAFT

RD	OVERALL	PLAYER	POS.	HT.	COLLEGE
1	9	DENNIS SMITH JR.	G	195	NORTH CAROLINA STATE

2016 DRAFT

RD	OVERALL	PLAYER	POS.	HT.	COLLEGE
2	46	A.J. HAMMONS	C	7-0	PURDUE

2015 DRAFT

RD	OVERALL	PLAYER	POS.	HT.	COLLEGE
1	21	JUSTIN ANDERSON	G	6-6	VIRGINIA
2	52	SATNAM SINGH	C	7-2	INDIA

2014 DRAFT

RD	OVERALL	PLAYER	POS.	HT.	COLLEGE

NO SELECTIONS

2013 DRAFT

RD	OVERALL	PLAYER	POS.	HT.	COLLEGE
1#	13	KELLY OLYNYK	C	7-0	GONZAGA
2$	44	MIKE MUSCALA	F	6-11	BUCKNELL

DRAFT RIGHTS TRADED TO BOSTON FOR THE DRAFT RIGHTS TO LUCAS NOGUEIRA (16TH SELECTION) AND TWO FUTURE SECOND-ROUND PICKS.

$ DRAFT RIGHTS TRADED TO ATLANTA WITH THE DRAFT RIGHTS TO LUCAS NOGUEIRA (16TH SELECTION) AND JARED CUNNINGHAM FOR THE DRAFT RIGHTS TO SHANE LARKIN (18TH SELECTION).

2012 DRAFT

RD	OVERALL	PLAYER	POS.	HT.	COLLEGE
1#	17	TYLER ZELLER	C	7-0	NORTH CAROLINA
2$	55	DARIUS JOHNSON-ODOM	G	6-2	MARQUETTE

DRAFT RIGHTS TRADED TO CLEVELAND FOR THE DRAFT RIGHTS TO JARED CUNNINGHAM (24TH SELECTION), BERNARD JAMES (33RD PICK) AND JAE CROWDER (34TH SELECTION).

$ DRAFT RIGHTS TRADED TO L.A. LAKERS FOR CASH CONSIDERATIONS.

2011 DRAFT

RD	OVERALL	PLAYER	POS.	HT.	COLLEGE
1#	26	JORDAN HAMILTON	F	6-7	TEXAS
2#	57	TANGUY NGOMBO	G	6-4	CONGO

ACQUIRED RUDY FERNANDEZ ALONG WITH THE RIGHTS TO PETTERI KOPONEN FROM PORTLAND IN A DEAL THAT SENT THE DRAFT RIGHTS TO JORDAN HAMILTON (26TH OVERALL SELECTION) AND ANDRE MILLER TO DENVER AND ADDITIONALLY, SENT THE DRAFT RIGHTS TO TANGUY NGOMBO (57TH OVERALL SELECTION) AND RAYMOND FELTON TO PORTLAND.

2010 DRAFT

RD	OVERALL	PLAYER	POS.	HT.	COLLEGE
2#	50	SOLOMON ALABI	C	7-1	FLORIDA STATE

DRAFT RIGHTS TRADED TO TORONTO FOR A 2013 SECOND-ROUND PICK AND CASH CONSIDERATIONS.

2009 DRAFT

RD	OVERALL	PLAYER	POS.	HT.	COLLEGE
1#	24	BJ MULLENS	C	7-0	OHIO STATE
2	56	AHMAD NIVINS	F	6-9	SAINT JOSEPH'S

DRAFT RIGHTS TRADED TO OKLAHOMA CITY FOR DRAFT RIGHTS TO RODRIGUE BEAUBOIS (25TH SELECTION) AND A SECOND-ROUND PICK.

2008 DRAFT

RD	OVERALL	PLAYER	POS.	HT.	COLLEGE
2	51	SHAN FOSTER	G	6-6	VANDERBILT

2007 DRAFT

RD	OVERALL	PLAYER	POS.	HT.	COLLEGE
2	34	NICK FAZEKAS	F	7-0	NEVADA-RENO
2	50	RENALDAS SEIBUTIS	G	6-5	LITHUANIA
2#	60	MILOVAN RAKOVIC	F	6-8	NORTH CAROLINA

DRAFT RIGHTS TRADED TO THE ORLANDO MAGIC FOR THE DRAFT RIGHTS TO REYSHAWN TERRY (44TH SELECTION).

2006 DRAFT

RD	OVERALL	PLAYER	POS.	HT.	COLLEGE
1	28	MAURICE AGER	G	6-5	MICHIGAN STATE
2#	58	J.R. PINNOCK	G	6-5	GEORGE WASHINGTON

DRAFT RIGHTS TRADED TO THE L.A. LAKERS FOR A FUTURE SECOND-ROUND PICK.

2005 DRAFT

RD	OVERALL	PLAYER	POS.	HT.	COLLEGE

NO SELECTIONS

2004 DRAFT

RD	OVERALL	PLAYER	POS.	HT.	COLLEGE
2#	50	VASSILIS SPANOULIS	G	6-4	GREECE

DRAFT RIGHTS TRADED TO HOUSTON FOR THE DRAFT RIGHTS TO LUIS FLORES (55TH SELECTION).

2003 DRAFT

RD	OVERALL	PLAYER	POS.	HT.	COLLEGE
1	29	JOSH HOWARD	G/F	6-7	WAKE FOREST '03
2#	57	XUE YUYANG	C	7-0	CHINA

DRAFT RIGHTS TRADED TO DENVER FOR A 2004 SECOND-ROUND PICK.

2002 DRAFT

RD	OVERALL	PLAYER	POS.	HT.	COLLEGE
2	55	MLADEN SEKULARAC	F	6-8	YUGOSLAVIA

2001 DRAFT

RD	OVERALL	PLAYER	POS.	HT.	COLLEGE
2	44	KYLE HILL	G	6-2	EASTERN ILLINOIS '01
2	54	KENNY SATTERFIELD	G	6-2	CINCINNATI '03

2000 DRAFT

RD	OVERALL	PLAYER	POS.	HT.	COLLEGE
1	12	ETAN THOMAS	F	6-9	SYRACUSE '00
2#	31	DAN LANGHI	C	6-11	VANDERBILT '00
2$	58	PETE MICKEAL	C	6-9	CINCINNATI '00

DRAFT RIGHTS TRADED TO HOUSTON FOR THE RIGHTS TO EDUARDO NAJERA (38TH SELECTION) AND A 2001 SECOND-ROUND PICK

$ DRAFT RIGHTS TRADED TO NEW YORK ALONG WITH ERICK STRICKLAND FOR THE DRAFT RIGHTS TO DONNELL HARVEY (22ND SELECTION) AND FORWARD JOHN WALLACE.

1999 DRAFT

RD	OVERALL	PLAYER	POS.	HT.	COLLEGE
2	36	WANG ZHIZHI	C	7-1	CHINA
2#	40	GORDAN GIRICEK	G	6-5	CROATIA

TRADED TO SAN ANTONIO ALONG WITH A SECOND-ROUND PICK IN THE 2000 DRAFT FOR THE DRAFT RIGHTS TO LEON SMITH (FIRST-ROUND, 29TH OVERALL).

1998 DRAFT

RD	OVERALL	PLAYER	POS.	HT.	COLLEGE
1#	6	ROBERT TRAYLOR	F-C	6-8	MICHIGAN '99
2	30	ANSU SESAY	F	6-9	MISSISSIPPI '98
2	35	BRUNO SUNDOV	C	7-2	CROATIA
2	53	GREG BUCKNER	G	6-4	CLEMSON '98

TRADED TO MILWAUKEE FOR THE RIGHTS TO DIRK NOWITZKI AND PAT GARRITY.

1997 DRAFT

RD	OVERALL	PLAYER	POS.	HT.	COLLEGE
1#	15	KELVIN CATO	C	6-11	IOWA STATE '97
2	35	BUBBA WELLS	G	6-5	AUSTIN PEAY '97

TRADED TO PORTLAND FOR THE RIGHTS TO CHRIS ANSTEY AND MONETARY COMPENSATION.

1996 DRAFT

RD	OVERALL	PLAYER	POS.	HT.	COLLEGE
1	9	SAMAKI WALKER	F	6-9	LOUISVILLE '98
2	34	SHAWN HARVEY	G	6-4	W. VA. ST. '96
2	58	DARNELL ROBINSON	C	6-11	ARKANSAS '97

1995 DRAFT

RD	OVERALL	PLAYER	POS.	HT.	COLLEGE
1	12	CHEROKEE PARKS	F-C	6-11	DUKE '95
1	24	LOREN MEYER	C	6-10	IOWA ST. '95

1994 DRAFT

RD	OVERALL	PLAYER	POS.	HT.	COLLEGE
1	2	JASON KIDD	G	6-4	CALIFORNIA '96
1	19	TONY DUMAS	G	6-6	MISSOURI-KC '94
2	28	DEON THOMAS	F	6-8	ILLINOIS '94

1993 DRAFT

RD	OVERALL	PLAYER	POS.	HT.	COLLEGE
1	4	JAMAL MASHBURN	F	6-8	KENTUCKY '94
2	28	LUCIOUS HARRIS	G	6-5	LONG BEACH ST. '93
2#	33	ERIC RILEY	C	7-0	MICHIGAN '93

TRADED TO HOUSTON FOR THE RIGHTS TO POPEYE JONES.

1992 DRAFT

RD	OVERALL	PLAYER	POS.	HT.	COLLEGE
1	4	JIM JACKSON	G	6-6	OHIO STATE '93
2	30	SEAN ROOKS	C	6-10	ARIZONA '92

1991 DRAFT

RD	OVERALL	PLAYER	POS.	HT.	COLLEGE
1	6	DOUG SMITH	F	6-10	MISSOURI '91
2	33	DONALD HODGE	C	7-0	TEMPLE '92
2	35	MIKE IUZZOLINO	G	5-11	ST. FRANCIS (PA.) '91

1990 DRAFT

RD	OVERALL	PLAYER	POS.	HT.	COLLEGE
2	49	PHIL HENDERSON	G	6-4	DUKE '90

1989 DRAFT

RD	OVERALL	PLAYER	POS.	HT.	COLLEGE
1	8	RANDY WHITE	F	6-8	LA. TECH '89
2	35	PAT DURHAM	F	6-8	COLORADO ST. '89
2	53	JEFF HODGE	G	6-2	S. ALABAMA '89

1988 DRAFT

RD	OVERALL	PLAYER	POS.	HT.	COLLEGE
2	46	MORLON WILEY	G	6-4	LONG BEACH ST. '88
2	49	JOSE VARGAS	F-C	6-10	LSU '88
3	70	JERRY JOHNSON	G	5-11	FLA. SOUTHERN '88

1987 DRAFT

RD	OVERALL	PLAYER	POS.	HT.	COLLEGE
1	20	JIM FARMER	G	6-4	ALABAMA '87
2	26	STEVE ALFORD	G	6-2	INDIANA '87
3	66	MIKE RICHMOND	F	6-8	TEXAS-EL PASO '87
4	89	DAVID JOHNSON	F	6-8	OKLAHOMA '87
5	112	SAM HILL	C	6-9	IOWA STATE '87
6	135	QUINTAN GATES	F	6-7	TEXAS-EL PASO '87
7	158	GERALD WHITE	G	6-1	AUBURN '87

1986 DRAFT

RD	OVERALL	PLAYER	POS.	HT.	COLLEGE
1	7	ROY TARPLEY	F	6-11	MICHIGAN '86
2#	25	MARK PRICE	G	6-1	GEORGIA TECH '86
2	35	MILT WAGNER	G	6-5	LOUISVILLE '86
3	62	ANTHONY WELCH	F	6-9	ILLINOIS '86
4	85	MYRON JACKSON	G	6-3	UALR '86
5	108	JAY BILAS	F	6-8	DUKE '86
6	131	GREG ANDERSON	C	6-11	LAMAR '86
7	154	KIM COOKSEY	G	6-3	MIDDLE TENN. ST. '86

TRADED TO CLEVELAND FOR A 1989 SECOND-ROUND CHOICE AND FUTURE CONSIDERATIONS.

1985 DRAFT

RD	OVERALL	PLAYER	POS.	HT.	COLLEGE
1	8	DETLEF SCHREMPF	G-F	6-10	WASHINGTON '85
1	16	BILL WENNINGTON	C	7-0	ST. JOHN'S '85
1	17	UWE BLAB	C	7-2	INDIANA '85
2	40	MARK ACRES	F	6-10	ORAL ROBERTS '85
3	50	LEONARD ALLEN	F-C	6-10	SAN DIEGO ST. '85
3	63	HAROLD KEELING	G	6-3	SANTA CLARA '85
4	86	BUBBA JENNINGS	G	5-11	TEXAS TECH '85
5	109	TOMMY DAVIS	G	6-4	MINNESOTA '85
6	132	CARLTON COOPER	G	6-4	TEXAS '85
7	155	ED CATCHINGS	F	6-7	UNLV '85

1984 DRAFT

RD	OVERALL	PLAYER	POS.	HT.	COLLEGE
1	4	SAM PERKINS	F-C	6-10	NO. CAROLINA '84
1	15	TERENCE STANSBURY	G	6-5	TEMPLE '84
2	38	CHARLIE SITTON	F	6-9	OREGON STATE '84
2	40	ANTHONY TEACHEY	F	6-9	WAKE FOREST '84
2	41	TOM SLUBY	G	6-4	NOTRE DAME '84
3	61	JEFF CROSS	C	6-10	MAINE '84
4	84	JOHN HARROCKS	C	7-0	NO. TEXAS ST. '84
5	107	DAVE WILLIAMS	C	7-2	ILL.-CHICAGO '84
6	130	LAVERNE EVANS	G	6-3	MARSHALL '84
7	153	GEORGE TURNER	G	6-2	CAL-IRVINE '84
8	176	LEROY SUTTON	G	6-5	ARKANSAS '84
9	198	JOHN TUDOR	F-G	6-6	LOUISIANA ST. '84
10	220	NAPOLEON JOHNSON	F	6-7	GRAMBLING '84

1983 DRAFT

RD	OVERALL	PLAYER	POS.	HT.	COLLEGE
1	9	DALE ELLIS	F	6-7	TENNESSEE '83
1	11	DEREK HARPER	G	6-4	ILLINOIS '84
2	30	MARK WEST	C	6-10	OLD DOMINION '83
2*	33	DIRK MINNIEFIELD	G	6-3	KENTUCKY '83
4	79	JOHNNY MARTIN	F-C	6-9	N'WESTERN ST. (LA.) '83
5	102	JIMMY LAMPLEY	C	6-10	UA-LITTLE ROCK '83
6	125	BILLY ALLEN	G	6-0	NEVADA-RENO '83
7	148	TERRELL SCHLUNDT	F	6-7	MARQUETTE '83
8	171	BILL SADLER	F	6-6	PEPPERDINE '83
9	194	SHERROD ARNOLD	G	5-11	CHICAGO STATE '83
10	217	CLYDE CORLEY	G-F	6-4	FLA. I'NATIONAL '83

*TRADED TO NEW JERSEY FOR A SECOND-ROUND CHOICE IN 1986 AND THE OPTION TO SWITCH 1987 SECOND-ROUND CHOICE WITH NEW JERSEY.

1982 DRAFT

RD	OVERALL	PLAYER	POS.	HT.	COLLEGE
1	4	BILL GARNETT	F	6-9	WYOMING '82
3	50	CORNY THOMPSON	F	6-8	CONNECTICUT '82
4	73	RUDY WOODS	C	6-11	TEXAS A&M '82
5	96	KENNY ARNOLD	G	6-2	IOWA '82
6	119	WAYNE WAGGONER	G	6-4	N'WESTERN ST. (LA.) '83
7	142	BOB GRADY	C	6-9	NORTHWESTERN '82
8	165	KEITH PETERSON	F	6-6	ARKANSAS '82
9	188	RALPH MCPHERSON	C-F	6-9	UT-ARLINGTON '82
10	211	ALBERT CULTON	F	6-7	UT-ARLINGTON '82

1981 DRAFT

RD	OVERALL	PLAYER	POS.	HT.	COLLEGE
1	1	MARK AGUIRRE	F	6-6	DEPAUL '82
1	9	ROLANDO BLACKMAN	G	6-6	KANSAS STATE '81
2	24	JAY VINCENT	F	6-7	MICHIGAN ST. '81
2	43	ELSTON TURNER	F	6-5	MISSISSIPPI '81
3	47	ART HOUSEY	C	6-10	KANSAS '81
4	70	EDDIE MOSS	G	6-2	SYRACUSE '81
5	93	PETE BUDKO	F	6-9	NO. CAROLINA '81
6	116	KARL BANKOWSKI	F	6-7	UTAH '81
7	139	DANNY DAVIS	F	6-7	UNC-WILMINGTON '81
8	162	DAVID KENNEDY	G	6-2	CINCINNATI '81
9	185	JOHN HOLLINDEN	C	7-6	EVANSVILLE '81
10	208	SCOTT BOSANKO	G	6-4	NO. STATE (S.D.) '81

1980 DRAFT

RD	OVERALL	PLAYER	POS.	HT.	COLLEGE
1	11	KIKI VANDEWEGHE	F	6-8	UCLA '80
2	34	ROOSEVELT BOUIE	C	6-11	SYRACUSE '80
3	57	DAVID BRITTON	G	6-4	TEXAS A&M '80
4	80	DAVID JOHNSON	F	6-8	WEBER STATE '80
5	103	DARRELL ALLUMS	F	6-8	UCLA '80
6	126	LEROY JACKSON	G	6-3	CAMERON (OK.) '80
7	149	TONY FORCH	G	6-5	MIDWESTERN STATE '80
8	169	CLARENCE KEA	F	6-7	LAMAR '80
9	189	KEN WILLIAMS	G	6-1	HOUSTON '80
10	206	TOM MORGAN	F	6-6	CS FULLERTON '80

ALL-TIME TRANSACTIONS

2023-24

July	6:	Acquired the draft rights to the 12th overall pick in the 2023 NBA Draft, Dereck Lively II, from Oklahoma City in exhcnage for the draft rights to the 10th overall pick, Cason Wallace, and Davis Bertans; Acquired the draft rights to the 24th overall pick, Olivier-Maxence Prosper, and Richaun Holmes from Sacramento in exchange for cash considerations.
	7:	Signed Kyrie Irving.
	9:	Signed Dwight Powell.
	12:	Acquired Grant Williams from Boston as part of a three-team sign-and-trade deal that sent second-round picks in 2025 and 2028 from San Antonio to Dallas, Reggie Bullock, and a 2030 first-round pick swap from Dallas to San Antonio, a 2030 second-round pick and a 2025 second-round pick swap from Dallas to Boston, and a 2024 second-round pick from San Antonio to Boston.
	14:	Signed Seth Curry; Signed Dante Exum; Signed Mike Miles Jr. to a Two-Way contract.
Aug.	14:	Signed Greg Brown III; Signed Jordan Walker; Signed Joe Wieskamp.
	18:	Signed Derrick Jones Jr.
Sept.	16:	Signed Markieff Morris.
	21:	Signed Dexter Dennis to a Two-Way contract.
Oct.	14:	Wavied Mike Miles Jr. and Jordan Walker.
	15:	Waived Joe Wieskamp.
	16:	Signed Taze Moore.
	17:	Wavied Taze Moore.
	23:	Re-signed Josh Green.
Dec.	28:	Signed Brandon Williams to a Two-Way contract.
	28:	Waived Dexter Dennis.
Feb.	8:	Acquired Daniel Gafford from Washington in exchange for Richaun Holmes and a 2024 first-round pick obtained via Oklahoma City.
	8:	Acquired P.J. Washington Jr. in exchange for Grant Williams, Seth Curry and a top-two protected 2027 first-round pick.
March	3:	Signed A.J. Lawson.
	4:	Signed Alex Fudge to a Two-Way contract.

2022-23

June	23:	Acquired the draft rights to the 37th overall pick in the 2022 NBA Draft, Jaden Hardy, from Sacramento in exchange for 2024 and 2028 second-round picks.
	24:	Acquired Christian Wood from Houston in exchange for the draft rights to the 26th overall selection Wendell Moore, Sterling Brown, Trey Burke, Marquese Chriss and Boban Marjanović.
July	6:	Signed Theo Pinson.
	7:	Signed second-round pick Jaden Hardy.
	9:	Signed JaVale McGee.
	23:	Signed Tyler Dorsey to a Two-Way contract.
Aug.	12:	Signed Mouhamadou Gueye.
	15:	Signed McKinley Wright IV.
Sept.	8:	Signed Maxi Kleber to a contract extension.
	16:	Signed Tyler Hall.
	20:	Signed Marcus Bingham Jr. and D.J. Stewart Jr.
Oct.	11:	Exercised the fourth-year team option on Josh Green.
	12:	Waived Marcus Bingham Jr., Mouhamadou Gueye, Tyler Hall and D.J. Stewart Jr.
	15:	Converted McKinley Wright IV to a Two-Way contract. Signed and waived Grant Riller.
	18:	Signed Facundo Campazzo.
	31:	Assigned Jaden Hardy to the Texas Legends (G League).
Nov.	2:	Recalled Jaden Hardy from the Texas Legends (G League).
	3:	Assigned Jaden Hardy to the Texas Legends (G League).
	6:	Recalled Jaden Hardy from the Texas Legends (G League).
	11:	Assigned Jaden Hardy to the Texas Legends (G League).
	20:	Recalled Jaden Hardy from the Texas Legends (G League).
	21:	Assigned Jaden Hardy to the Texas Legends (G League).
	28:	Waived Facundo Campazzo.
	29:	Signed Kemba Walker. Recalled Jaden Hardy from the Texas Legends (G League).
Dec.	4:	Assigned Jaden Hardy and Kemba Walker to the Texas Legends (G League).
	5:	Recalled Jaden Hardy and Kemba Walker from the Texas Legends (G League).
	8:	Assigned Jaden Hardy to the Texas Legends (G League).
	10:	Recalled Jaden Hardy from the Texas Legends (G League).
	13:	Assigned Jaden Hardy to the Texas Legends (G League).
	14:	Recalled Jaden Hardy from the Texas Legends (G League).
	18:	Assigned Jaden Hardy to the Texas Legends (G League).
	23:	Recalled Jaden Hardy from the Texas Legends (G League).
	26:	Signed AJ Lawson to a Two-Way contract. Waived Tyler Dorsey.
Jan.	6:	Waived Kemba Walker.
	31:	Signed Chris Silva to a 10-day contract.

Feb.	6:	Acquired Kyrie Irving and Markieff Morris from Brooklyn in exchange for Spencer Dinwiddie, Dorian Finney-Smith, a 2029 first-round pick and two future second-round picks.
	14:	Waived Chris Silva.
	15:	Signed Justin Holiday.

2021-22

June	18:	Named Dirk Nowitzki as special advisor to the franchise.
	28:	Named Nico Harrison as the club's president of basketball operations/general manager. Named Jason Kidd as the team's head coach.
July	31:	Acquired Moses Brown from Boston in exchange for Josh Richardson.
Aug.	1:	Picked up the second-season contract option for Willie Cauley-Stein.
	5:	Promoted Michael Finley to assistant general manager/vice president of basketball operations.
	6:	Signed Reggie Bullock.
	9:	Signed Tim Hardaway Jr.
	10:	Signed Sterling Brown. Re-signed Boban Marjanović. Signed Luka Dončić to a contract extension.
	13:	Signed Eugene Omoruyi to a two-way contract.
	21:	Signed Feron Hunt, Carlik Jones and EJ Onu.
	27:	Waived Nate Hinton.
	31:	Named Igor Kokoskov, Sean Sweeney, Jared Dudley, Greg St. Jean and Kristi Toliver as assistant coaches (joined returning assistants Darrell Armstrong, Peter Patton and God Shammgod to complete Jason Kidd's staff).
Sept.	3:	Signed JaQuori McLaughlin to a two-way contract. Waived EJ Onu.
	16:	Signed Frank Ntilikina.
Oct.	15:	Waived Feron Hunt, Carlik Jones and Tyrell Terry. Signed Justin Jackson and EJ Onu.
	16:	Waived Justin Jackson and EJ Onu.
Nov.	13:	Assigned Moses Brown and Josh Green to the Texas Legends (G League).
	14:	Recalled Moses Brown and Josh Green from the Texas Legends (G League).
Dec.	20:	Signed Theo Pinson to a 10-day contract under the COVID-related hardship allowance.
	21:	Signed Marquese Chriss to a 10-day contract under the COVID-related hardship allowance.
	22:	Signed George King to a 10-day contract under the COVID-related hardship allowance.
	23:	Signed Charlie Brown Jr., Carlik Jones and Brandon Knight to 10-day contracts under the COVID-related hardship allowance.
	26:	Waived Eugene Omoruy.
	29:	Signed Isaiah Thomas to a 10-day contract under the COVID-related hardship allowance.
	31:	Signed Theo Pinson and Marquese Chriss to second 10-day contracts under the COVID-related hardship allowance.
Jan.	10:	Waived JaQuori McLaughlin. Signed Marquese Chriss to a third 10-day contract under the COVID-related hardship allowance. Signed Theo Pinson to a two-way contract.
	15:	Waived Willie Cauley-Stein. Signed Marquese Chriss.
Feb.	9:	Assigned Moses Brown to the Texas Legends (G League).
	10:	Recalled Moses Brown from the Texas Legends (G League). Waived Moses Brown. Acquired Spencer Dinwiddie and Dāvis Bertāns from Washington in exchange for Kristaps Porzingis and a protected 2022 second round pick.
	12:	Signed Dorian Finney-Smith to a contract extension.
	24:	Signed Moses Wright to a two-way contract.
March	29:	Signed Brandon Knight to a second 10-day contract under the COVID-related hardship allowance.

2020-21

Nov.	18:	Selected Josh Green (1st round, 18th overall) and Tyrell Terry (2nd round, 31st overall) in the 2020 NBA Draft. Acquired Josh Richardson and the draft rights to Tyler Bey (36th overall pick in 2020) from Philadelphia in exchange for Seth Curry.
	27:	As part of a three-team trade, acquired James Johnson from Oklahoma City in a deal that sent Delon Wright from Dallas to Detroit, Justin Jackson from the Mavericks to the Thunder, Trevor Ariza from Detroit to Oklahoma City, and a 2023 second round pick (best from either Dallas or Miami) and a 2026 second round pick from Dallas to Oklahoma City.
	30:	Signed first round pick Josh Green. Signed second round pick Tyler Bey to a two-way contract.
Dec.	1:	Signed second round pick Tyrell Terry. Re-signed Jose Juan Barea. Signed Nate Hinton to a two-way contract. Signed Wes Iwundu, Willie Cauley-Stein, Trey Burke, Freddie Gillespie and Devonte Patterson.
	10:	Waived Jose Juan Barea.
	11:	Signed Courtney Lee.
	18:	Waived Freddie Gillespie and Devonte Patterson.
	19:	Waived Courtney Lee.
Feb.	2:	Transferred Tyler Bey and Nate Hinton to the Long Island Nets (G League).
	4:	Flex-assigned Tyrell Terry to the Memphis Hustle (G League).
	11:	Recalled Tyler Bey from the Long Island Nets and transferred Bey to the Salt Lake City Stars (G League).
	13:	Recalled Nate Hinton from the Long Island Nets and transferred Hinton to the Santa Cruz Warriors (G League).
	17:	Flex-assigned Josh Green to the Salt Lake City Stars (G League).
March	6:	Recalled Josh Green and Tyler Bey from the Salt Lake City Stars (G League). Recalled Tyrell Terry from the Memphis Hustle (G League).
	10:	Recalled Nate Hinton from the Santa Cruz Warriors (G League).
	26:	Acquired JJ Redick and Nicolò Melli from New Orleans in exchange for James Johnson, Wes Iwundu, Dallas' second round pick in 2021 and cash considerations.

2019-20

June	26:	Acquired the draft rights to the 2019 45th overall pick Isaiah Roby and two future second-round picks from Detroit in exchange for the draft rights to the 37th overall selection Deividas Sirvydis.
July	6:	Signed Dwight Powell to a contract extension.
	8:	Acquired Delon Wright from Memphis in exchange for two future second-round draft picks and the draft rights to Satnam Singh.
	10:	Re-signed Maxi Kleber. Signed Seth Curry.
	11:	Re-signed Dorian Finney-Smith.
	12:	Signed Kristaps Porzingis.
	23:	Signed Boban Marjanović.
	25:	Signed Antonius Cleveland to a two-way contract.
	26:	Signed Dakota Mathias.
	29:	Signed Josh Reaves to a two-way contract.
Sept.	3:	Awarded Aric Holman on waiver claim.
	19:	Signed Yudai Baba.
Oct.	12:	Waived Yudai Baba.
	15:	Waived Dakota Mathias and Aric Holman.
	17:	Signed Chad Brown.
	19:	Waived Chad Brown.
	28:	Assigned Isaiah Roby to the Texas Legends (G League).
	30:	Recalled Isaiah Roby from the Texas Legends (G League).
	31:	Reassigned Isaiah Roby to the Texas Legends (G League).
Nov.	5:	Reassigned Isaiah Roby to the Texas Legends (G League).
	22:	Recalled Isaiah Roby from the Texas Legends (G League).
	25:	Reassigned Isaiah Roby to the Texas Legends (G League).
Dec.	4:	Recalled Isaiah Roby from the Texas Legends (G League).
	11:	Reassigned Isaiah Roby to the Texas Legends (G League).
	19:	Recalled Isaiah Roby from the Texas Legends (G League).
Jan.	6:	Reassigned Isaiah Roby to the Texas Legends (G League).
	24:	Acquired Justin Patton along with cash considerations from Oklahoma City in exchange for Isaiah Roby.
	25:	Acquired Willie Cauley-Stein from Golden State in exchange for Utah's 2020 second-round pick. Waived Justin Patton.
Feb.	11:	Signed Michael Kidd-Gilchrist. Waived Ryan Broekhoff.
July	1:	Signed Trey Burke as a substitute player for the remainder of the 2019-20 season.
Aug.	7:	Signed second-round pick Isaiah Roby.
	19:	Re-signed Jose Juan Barea.

2018-19

June	21:	Acquired the draft rights to the 2018 third overall pick Luka Dončić from Atlanta in exchange for the draft rights to the 2018 fifth overall selection Trae Young and a protected 2019 first round pick. Selected Jalen Brunson in the second round (33rd overall pick) of the 2018 NBA Draft. Acquired the draft rights to the 2018 56th overall pick Ray Spalding and the 2018 60th overall selection Kostas Antetokounmpo from Philadelphia in exchange for the draft rights to the 2018 54th overall pick Shake Milton.
July	6:	Waived Kyle Collinsworth. Signed free agent DeAndre Jordan.
	9:	Signed first round pick Luka Dončić.
	13:	Signed second round pick Kostas Antetokounmpo to a two-way contract.
	16:	Signed second round pick Jalen Brunson.
	20:	Signed second round pick Ray Spalding.
	23:	Re-signed Dirk Nowitzki. Acquired the rights to Maarty Leunen and cash considerations from the L.A. Clippers in exchange for Johnathan Motley and the rights to Renaldas Seibutis. Signed free agent Ding Yanyuhang.
	30:	Signed free agent Daryl Macon to a two-way contract.
	31:	Signed free agent Terry Larrier.
Aug.	1:	Signed free agent Codi Miller-McIntyre.
	2:	Acquired Chinanu Onuaku from Houston in exchange for the rights to Maarty Leunen. In the deal, Dallas also received cash considerations and the right to swap Golden State's 2020 second round pick (which was acquired by the Mavericks on 7/7/16) with the Rockets.
	3:	Re-signed Salah Mejri.
	6:	Signed free agent Ryan Broekhoff. Waived Chinanu Onuaku.
	8:	Signed free agent Devin Harris.
	9:	Waived Terry Larrier.
	10:	Signed free agent Jalen Jones.
Oct.	8:	Waived Jalen Jones and Codi Miller-McIntyre. Signed free agents Donte Ingram and Rashad Vaughn.
	10:	Waived Ding Yanyuhang.
	11:	Waived Donte Ingram and Rashad Vaughn.
	12:	Signed free agent Ding Yanyuhang.
	14:	Waived Ding Yanyuhang.
	29:	Assigned Ray Spalding to the Texas Legends (G League).
Jan.	28:	Recalled Ray Spalding from the Texas Legends (G League).
	31:	Acquired Kristaps Porzingis, Tim Hardaway Jr., Courtney Lee and Trey Burke from New York in exchange for Dennis Smith Jr., DeAndre Jordan, Wesley Matthews and two future first round draft picks. Waived Ray Spalding.

Feb.	7:	Acquired Justin Jackson and Zach Randolph from Sacramento in exchange for Harrison Barnes. Waived Salah Mejri.
	8:	Waived Zach Randolph.
	10:	Signed Salah Mejri.

2017-18

June	22:	Selected Dennis Smith Jr. in the first round (ninth overall pick) of the 2017 NBA Draft.
	28:	Traded DeAndre Liggins to Houston in exchange for cash considerations.
	29:	Traded Jarrod Uthoff to Houston in exchange for cash considerations.
July	3:	Signed free agent Johnathan Motley to a two-way contract.
	5:	Signed first round pick Dennis Smith Jr.
	6:	Re-signed Dirk Nowitzki.
	7:	Acquired Josh McRoberts, a future second round pick and cash considerations from Miami in exchange for A.J. Hammons.
	13:	Signed free agent Maxi Kleber.
	20:	Waived Nicolas Brussino.
Aug.	1:	Signed free agent Gian Clavell.
	3:	Signed free agent Brandon Ashley.
	7:	Signed free agent PJ Dozier.
	9:	Signed free agent Maalik Wayns.
	21:	Signed free agent Jeff Withey.
	28:	Signed Nerlens Noel.
Oct.	13:	Waived Brandon Ashley. Signed free agent Jameel Warney.
	14:	Waived PJ Dozier, Jameel Warney and Maalik Wayns.
	16:	Exercised the two-way player conversion option in the contract of Gian Clavell.
Nov.	17:	Waived Gian Clavell. Signed free agent Antonius Cleveland to a two-way contract.
Dec.	19:	Waived Antonius Cleveland and Jeff Withey. Signed free agent Kyle Collinsworth to a two-way contract.
Jan.	10:	Waived Kyle Collinsworth. Awarded two-way forward Jalen Jones via waiver claim.
	13:	Signed free agent Kyle Collinsworth to a 10-day contract.
	24:	Signed Kyle Collinsworth to a second 10-day contract.
Feb.	1:	Assigned Kyle Collinsworth to the Texas Legends (G League).
	8:	Signed free agent Kyle Collinsworth. As part of a three-team trade, acquired Doug McDermott from New York in a deal that sent Devin Harris from Dallas to Denver, Emmanuel Mudiay from Denver to New York, a 2018 second round pick from the Knicks to the Nuggets, and a 2018 second round pick from the Nuggets to the Mavericks.
	10:	Waived Josh McRoberts.
	26:	Signed free agent Scotty Hopson to a 10-day contract.
Mar.	11:	Signed free agent Jameel Warney to a 10-day contract.
	22:	Signed free agent Aaron Harrison to a 10-day contract.
Apr.	1:	Signed Aaron Harrison for the remainder of the season.

2016-17

June	23:	Selected A.J. Hammons in the second round (46th overall pick) of the 2016 NBA Draft.
July	7:	Acquired Andrew Bogut along with a future-second round pick from Golden State in exchange for a future conditional second-round pick. Acquired the rights to Stanko Barac from Indiana in exchange for Jeremy Evans, the rights to Emir Preldzic and cash considerations.
	8:	Signed free agent Dorian Finney-Smith. Signed rookie A.J. Hammons. Re-signed Deron Williams. Waived JaVale McGee. Signed Dwight Powell.
	9:	Signed free agent Harrison Barnes.
	15:	Signed free agents Nicolas Brussino, Jonathan Gibson and Seth Curry.
	20:	Signed free agent Quincy Acy.
	21:	Signed free agent Kyle Collinsworth.
	27:	Re-signed Dirk Nowitzki. Signed free agents Keith Hornsby and Jameel Warney.
Sept.	19:	Signed free agent C.J. Williams.
Oct.	16:	Waived Jameel Warney.
	17:	Signed free agent Jaleel Cousins.
	22:	Waived Kyle Collinsworth, Jaleel Cousins, Jonathan Gibson, Keith Hornsby and C.J. Williams.
Nov.	7:	Assigned A.J. Hammons to the Texas Legends (D-League). Recalled A.J. Hammons from the Texas Legends.
	12:	Reassigned A.J. Hammons to the Texas Legends (D-League).
	13:	Recalled A.J. Hammons from the Texas Legends (D-League).
	17:	Waived Quincy Acy. Signed free agent Jonathan Gibson.
	26:	Reassigned A.J. Hammons to the Texas Legends (D-League).
	27:	Recalled A.J. Hammons from the Texas Legends (D-League).
Dec.	27:	Waived Jonathan Gibson. Signed free agent Pierre Jackson.
Jan.	6:	Waived Pierre Jackson.
	8:	Assigned Nicolas Brussino and A.J. Hammons to the Texas Legends (D-League).
	15:	Recalled Nicolas Brussino from the Texas Legends (D-League). Signed Pierre Jackson to a 10-day contract.
	25:	Signed Pierre Jackson to a second 10-day contract. Recalled A.J. Hammons from the Texas Legends (D-League).
	27:	Reassigned Nicolas Brussino and A.J. Hammons to the Texas Legends (D-League).
	28:	Recalled Nicolas Brussino from the Texas Legends (D-League). Released Pierre Jackson from his 10-day contract. Signed free agent Yogi Ferrell to a 10-day contract.
Feb.	7:	Signed Yogi Ferrell to a multi-year deal.
	22:	Recalled A.J. Hammons from the Texas Legends (D-League).

	23:	Waived Deron Williams. Acquired Nerlens Noel from Philadelphia in exchange for Justin Anderson, Andrew Bogut and a 2017 protected first-round pick.
	26:	Signed Ben Bentil and Quinn Cook to 10-day contracts.
Mar.	4:	Reassigned Nicolas Brussino and A.J. Hammons to the Texas Legends (D-League).
	5:	Recalled Nicolas Brussino and A.J. Hammons from the Texas Legends (D-League).
	9:	Signed Manny Harris and Jarrod Uthoff to 10-day contracts. Assigned Manny Harris to the Texas Legends (D-League).
	10:	Recalled Manny Harris from the Texas Legends (D-League).
	11:	Assigned Manny Harris and Jarrod Uthoff to the Texas Legends (D-League).
	12:	Recalled Manny Harris and Jarrod Uthoff from the Texas Legends (D-League).
	19:	Signed Manny Harris and Jarrod Uthoff to second 10-day contracts.
	25:	Reassigned Manny Harris and Jarrod Uthoff to the Texas Legends (D-League).
	26:	Recalled Manny Harris and Jarrod Uthoff from the Texas Legends (D-League).
	29:	Signed Jarrod Uthoff to a multi-year deal.
Apr.	11:	Awarded DeAndre Liggins via waiver claim.

2015-16

June	27:	Selected Justin Anderson in the first round (21st overall pick) and Satnam Singh in the second round (52nd overall pick) of the 2015 NBA Draft.
July	9:	Signed free agent Wesley Matthews. Acquired Zaza Pachulia from Milwaukee in exchange for a future second round pick.
	14:	Signed free agent Deron Williams.
	16:	Re-signed Jose Juan Barea.
	23:	Signed free agent Maurice Ndour.
	24:	Signed free agents John Jenkins and Jarrid Famous.
	27:	Signed free agents Jamil Wilson and Brandon Ashley.
	30:	Signed free agent Salah Mejri.
	31:	Signed free agent Jeremy Evans.
Aug.	1:	Signed rookie Justin Anderson.
	6:	Signed free agent Samuel Dalembert. Re-signed Charlie Villanueva.
	13:	Signed free agent JaVale McGee.
Oct.	22:	Signed free agent Tu Holloway. Waived Jarrid Famous..
	24:	Waived Samuel Dalembert, Brandon Ashley, Tu Holloway and Jamil Wilson.
	26:	Waived Maurice Ndour.
Nov.	20:	Assigned Justin Anderson and Salah Mejri to the Texas Legends (D-League).
	22:	Recalled Justin Anderson and Salah Mejri from the Texas Legends (D-League).
Dec.	11:	Assigned Justin Anderson, Jeremy Evans and Salah Mejri to the Texas Legends (D-League).
	12:	Recalled Justin Anderson, Jeremy Evans and Salah Mejri from the Texas Legends (D-League). Reassigned Justin Anderson and Salah Mejri to the Texas Legends. Recalled Justin Anderson from the Texas Legends.
	13:	Recalled Salah Mejri from the Texas Legends (D-League).
	18:	Reassigned Justin Anderson and Salah Mejri to the Texas Legends (D-League).
	19:	Reassigned Jeremy Evans to the Texas Legends (D-League).
	20:	Recalled Justin Anderson, Jeremy Evans and Salah Mejri from the Texas Legends (D-League).
	26:	Reassigned Justin Anderson and Salah Mejri to the Texas Legends (D-League).
	27:	Recalled Justin Anderson and Salah Mejri from the Texas Legends (D-League).
Jan.	2:	Reassigned Salah Mejri to the Texas Legends (D-League).
	3:	Recalled Salah Mejri from the Texas Legends (D-League).
	21:	Reassigned Justin Anderson, Jeremy Evans and Salah Mejri to the Texas Legends (D-League).
	22:	Recalled Justin Anderson, Jeremy Evans and Salah Mejri from the Texas Legends (D-League).
Feb.	20:	Reassigned Justin Anderson and Jeremy Evans to the Texas Legends (D-League).
	21:	Recalled Justin Anderson and Jeremy Evans from the Texas Legends (D-League).
	22:	Signed free agent David Lee. Waived John Jenkins.

2014-15

June	25:	Acquired Tyson Chandler and Raymond Felton from New York in exchange for Samuel Dalembert, Jose Calderon, Wayne Ellington, Shane Larkin and two 2014 second round picks.
July	14:	Acquired Greg Smith from Chicago in exchange for the rights to Tadija Dragicevic.
	15:	Re-signed Dirk Nowitzki. Signed free agent Chandler Parsons.
	16:	As part of a sign-and-trade deal, sent DeJuan Blair to Washington in exchange for the rights to Emir Preldzic.
	17:	Re-signed Devin Harris.
	18:	Signed free agent Eric Griffin.
	21:	Signed free agent Richard Jefferson.
	24:	Signed free agent Jameer Nelson.
	29:	Signed free agents Al-Farouq Aminu and Ivan Johnson.
Sept.	3:	Re-signed Bernard James.
	22:	Signed free agent Doron Lamb.
	23:	Signed free agent Charlie Villanueva.

Oct.	15:	Signed free agent Yuki Togashi.
	20:	Waived Eric Griffin and Yuki Togashi.
	25:	Waived Bernard James, Ivan Johnson and Doron Lamb.
	29:	Signed free agent Jose Juan Barea. Waived Gal Mekel.
Nov.	20:	Assigned Ricky Ledo to the Texas Legends (D-League).
	24:	Recalled Ricky Ledo from the Texas Legends (D-League).
	27:	Reassigned Ricky Ledo to the Texas Legends (D-League).
Dec.	4:	Recalled Ricky Ledo from the Texas Legends (D-League).
	5:	Reassigned Ricky Ledo to the Texas Legends (D-League).
	6:	Recalled Ricky Ledo from the Texas Legends (D-League).
	8:	Reassigned Ricky Ledo to the Texas Legends (D-League).
	12:	Recalled Ricky Ledo from the Texas Legends (D-League).
	18:	Acquired Rajon Rondo and Dwight Powell from Boston in exchange for Brandan Wright, Jae Crowder, Jameer Nelson, a 2015 first round pick and a 2016 second round pick. Reassigned Ricky Ledo to the Texas Legends (D-League).
	20:	Recalled Ricky Ledo from the Texas Legends (D-League).
	27:	Assigned Ricky Ledo and Dwight Powell to the Texas Legends (D-League).
	28:	Recalled Ricky Ledo and Dwight Powell from the Texas Legends (D-League).
Jan.	3:	Reassigned Ricky Ledo to the Texas Legends (D-League).
	6:	Recalled Ricky Ledo from the Texas Legends (D-League).
	9:	Reassigned Ricky Ledo to the Texas Legends (D-League).
Feb.	2:	Recalled Ricky Ledo from the Texas Legends (D-League).
	11:	Signed free agent Bernard James to a 10-day contract.
	18:	Signed free agent Amar'e Stoudemire. Waived Ricky Ledo.
	21:	Signed Bernard James to a second 10-day contract.
Mar.	3:	Signed Bernard James for the remainder of the season.
	7:	Assigned Dwight Powell to the Texas Legends (D-League).
	8:	Recalled Dwight Powell from the Texas Legends (D-League).
	11:	Reassigned Dwight Powell to the Texas Legends (D-League).
	12:	Recalled Dwight Powell from the Texas Legends (D-League). Reassigned Dwight Powell to the Texas Legends (D-League).
	13:	Recalled Dwight Powell from the Texas Legends (D-League).
	14:	Reassigned Dwight Powell to the Texas Legends (D-League).
	15:	Recalled Dwight Powell from the Texas Legends (D-League).
	21:	Assigned Dwight Powell to the Texas Legends (D-League).
	23:	Recalled Dwight Powell from the Texas Legends (D-League).
	25:	Reassigned Dwight Powell to the Texas Legends (D-League).
	26:	Recalled Dwight Powell from the Texas Legends (D-League).
Apr.	3:	Reassigned Dwight Powell to the Texas Legends (D-League).
	4:	Recalled Dwight Powell from the Texas Legends (D-League).

2013-14

June	27:	Acquired the draft rights to 18th overall pick Shane Larkin from Atlanta in exchange for Jared Cunningham, the draft rights to 44th overall pick Mike Muscala and the draft rights to 16th overall pick Lucas Nogueira, which were acquired along with two 2014 second round picks from Boston in exchange for the draft rights to the 13th overall pick Kelly Olynyk.
	28:	Acquired the draft rights to 43rd overall pick Ricky Ledo from Philadelphia in exchange for a 2014 second round pick that was originally sent to Dallas from Boston (via Brooklyn) in a deal that also included the draft rights to 16th overall pick Lucas Nogueira.
July	11:	Signed free agents Jose Calderon and Gal Mekel.
	19:	Signed free agent Samuel Dalembert. Waived Bernard James.
	22:	Traded the draft rights to Nick Calathes to Memphis in exchange for a 2016 second round draft pick. Waived Josh Akognon.
	23:	Signed free agent Monta Ellis.
	24:	Signed rookie Ricky Ledo.
	25:	Re-signed Brandan Wright.
	26:	Re-signed Bernard James. Signed free agent Wayne Ellington.
	29:	Signed rookie Shane Larkin.
	31:	Signed free agent Devin Harris.
Aug.	7:	Signed free agent DeJuan Blair.
Sept.	10:	Signed free agents Fab Melo, D.J. Kennedy and Mickey McConnell.
	13:	Signed free agent Devin Ebanks.
	30:	Signed free agent Renaldo Balkman.
Oct.	22:	Waived Renaldo Balkman, Devin Ebanks, D.J. Kennedy and Fab Melo.
	26:	Waived Mickey McConnell.
Nov.	30:	Assigned Ricky Ledo to the Texas Legends (D-League).
Dec.	11:	Assigned Jared Cunningham to the Texas Legends (D-League).
	22:	Waived Derek Fisher.
	23:	Signed free agent Chris Douglas-Roberts.
	31:	Recalled Jared Cunningham from the Texas Legends (D-League).
Jan.	6:	Recalled Ricky Ledo from the Texas Legends (D-League).
	18:	Re-assigned Ricky Ledo to the Texas Legends (D-League).
	22:	Recalled Ricky Ledo from the Texas Legends (D-League).
	25:	Re-assigned Ricky Ledo to the Texas Legends (D-League).
	31:	Recalled Ricky Ledo from the Texas Legends (D-League). Assigned Shane Larkin and Ricky Ledo to the Texas Legends (D-League).

Feb.	2:	Recalled Shane Larkin from the Texas Legends (D-League).
	27:	Recalled Ricky Ledo from the Texas Legends (D-League). Assigned Jae Crowder, Bernard James and Shane Larkin to the Texas Legends (D-League).
	28:	Recalled Jae Crowder, Bernard James and Shane Larkin from the Texas Legends (D-League). Re-assigned Ricky Ledo to the Texas Legends (D-League).
Mar.	1:	Re-assigned Jae Crowder and Shane Larkin to the Texas Legends (D-League).
	2:	Recalled Jae Crowder and Shane Larkin from the Texas Legends (D-League).
	4:	Assigned Gal Mekel to the Texas Legends (D-League).
	9:	Recalled Gal Mekel from the Texas Legends (D-League).
	14:	Re-assigned Shane Larkin to the Texas Legends (D-League).
	15:	Recalled Shane Larkin from the Texas Legends (D-League). Re-assigned Gal Mekel to the Legends.
	21:	Recalled Gal Mekel from the Texas Legends (D-League).

2012-13

June	28:	Acquired the draft rights to the 24th overall pick Jared Cunningham, the 33rd overall pick Bernard James and the 34th overall pick Jae Crowder in the 2012 NBA Draft from Cleveland in exchange for Kelenna Azubuike and the draft rights to the 17th overall pick Tyler Zeller. Traded the draft rights to Darius Johnson-Odom (55th overall pick in 2012 NBA Draft) to the L.A. Lakers in exchange for cash considerations.
	29:	Traded Lamar Odom to the L.A. Clippers and the draft rights to Shan Foster to Utah in exchange for the draft rights to Tadija Dragicevic from Utah and cash considerations from Houston in a deal that also sent Mo Williams from the L.A. Clippers to Utah and the draft rights to Furkan Aldemir (53rd overall pick in the 2012 NBA Draft) from the L.A. Clippers to Houston.
July	12:	Waived Brendan Haywood and designated him as team's amnesty player. Acquired Darren Collison and Dahntay Jones from Indiana in exchange for Ian Mahinmi.
	13:	Awarded Elton Brand via amnesty waiver claim. Signed free agent Chris Kaman.
	19:	Signed free agent O.J. Mayo.
	20:	Signed rookie Jae Crowder.
	21:	Signed rookie Jared Cunningham.
	25:	Signed rookie Bernard James.
	26:	Re-signed Delonte West.
Sept.	27:	Signed Josh Akognon, Tu Holloway and DJ Mbenga to training camp contracts.
Oct.	2:	Waived Tu Holloway and DJ Mbenga.
	18:	Waived Josh Akognon.
	25:	Awarded Eddy Curry on a waiver claim.
	27:	Signed Melvin Ely and Chris Douglas-Roberts.
	28:	Waived Melvin Ely and Chris Douglas-Roberts.
	29:	Waived Delonte West.
Nov.	2:	Waived Eddy Curry. Signed free agent Troy Murphy.
	29:	Waived Troy Murphy. Signed free agent Derek Fisher.
Dec.	11:	Assigned Jared Cunningham to the Texas Legends (D-League).
	22:	Waived Derek Fisher.
	23:	Signed free agent Chris Douglas-Roberts.
	31:	Recalled Jared Cunningham from the Texas Legends (D-League).
Jan.	6:	Waived Chris Douglas-Roberts.
	8:	Signed free agent Mike James to a 10-day contract.
	18:	Signed free agent Mike James to a second 10-day contract.
	28:	Signed free agent Mike James for the remainder of the season. Re-assigned Jared Cunningham to the Texas Legends (D-League).
Feb.	21:	Acquired Anthony Morrow from Atlanta in exchange for Dahntay Jones.
Mar.	9:	Waived Dominique Jones.
	13:	Signed free agent Chris Wright to a 10-day contract.
	25:	Signed free agent Justin Dentmon to a 10-day contract.
	30:	Recalled Jared Cunningham from the Texas Legends (D-League).
Apr.	3:	Signed free agent Josh Akognon to a 10-day contract.
	13:	Signed free agent Josh Akognon.

2011-12

June	23:	Acquired Rudy Fernandez along with the rights to Petteri Koponen from Portland in a deal that sent the draft rights to Jordan Hamilton (26th overall pick) and Andre Miller to Denver, and additionally, sent the draft rights to Tanguy Ngombo (57th overall selection) and Raymond Felton to Portland.
Dec.	9:	Signed free agent Brandan Wright.
	10:	Acquired Andy Rautins from New York along with a protected 2012 second-round draft pick from Washington…In exchange, New York received Tyson Chandler, the draft rights to Ahmad Nivins and Giorgos Printezis from Dallas, while Washington

received Ronny Turiaf, a 2013 second-round pick and cash considerations from New York and a 2012 second-round pick from Dallas.

11: Acquired Lamar Odom, a 2012 second-round draft pick and other second-round considerations in 2013 from the Los Angeles Lakers in exchange for a protected first-round draft pick. Signed free agent Drew Neitzel.

12: Signed free agent Vince Carter. Re-signed Brian Cardinal.
13: Traded Rudy Fernandez and Corey Brewer to Denver for a 2016 second-round pick. Signed free agent Delonte West.
14: Signed free agent Jerome Randle.
15: Waived Andy Rautins.
21: Signed free agent Sean Williams.
22: Waived Jerome Randle and Drew Neitzel.

Jan. 6: Signed free agent Yi Jianlian.

Mar. 22: Waived Sean Williams.
23: Signed free agent Kelenna Azubuike.

2010-11

June 24: Acquired the rights to 25th overall pick Dominique Jones from Memphis in exchange for cash considerations. Traded the draft rights of 50th overall pick Solomon Alabi to Toronto for a 2013 second-round pick and cash considerations.

July 9: Re-signed free agent Brendan Haywood.

13: Acquired Tyson Chandler and Alexis Ajinca from the Charlotte Bobcats in exchange for Erick Dampier, Eduardo Najera, Matt Carroll and cash considerations. Signed first-round pick Dominique Jones. Signed free agent Ian Mahinmi.

19: Re-signed Dirk Nowitzki.

Aug. 18: Re-signed Tim Thomas

Sept. 23: Signed free agent Steve Novak

27: Signed Brian Cardinal, Dee Brown and Adam Haluska to training camp contracts.

30: Waived Tim Thomas

Oct. 21: Waived Dee Brown and Adam Haluska

Nov. 30: Assigned Dominique Jones and Rodrigue Beaubois to the Texas Legends of the NBA Development League

Jan. 2: Recalled Dominique Jones from the Texas Legends (D-League).

4: Recalled Rodrigue Beaubois from the Texas Legends (D-League).

5: Waived Steve Novak.

10: Signed free agent Sasha Pavlovic to a 10-day contract.

20: Re-signed free agent Sasha Pavlovic to a second 10-day contract.

24: Acquired the draft rights to Georgios Printezis from Toronto in exchange for Alexis Ajinca, a second-round draft pick and cash considerations. Signed free agent Peja Stojakovic.

Mar. 3: Signed free agent Corey Brewer.

June 23: Acquired Rudy Fernandez along with the rights to Petteri Koponen from Portland in a deal that sent the draft rights to Jordan Hamilton (26th overall selection) and Andre Miller to Denver and additionally, sent the draft rights to Tanguy Ngombo (57th overall pick) and Raymond Felton to Portland.

2009-10

June 24: Acquired from Portland the 24th and 56th overall selections of the 2009 NBA Draft and the lesser of Portland's two second-round picks in the 2010 NBA Draft for the 22nd overall pick of the 2009 NBA Draft.

25: Acquired draft rights to Rodrigue Beaubois (25th overall pick) and a second-round pick from Oklahoma City in exchange for BJ Mullens (24th overall pick). Drafted Ahmad Nivins with the 56th overall pick in the second-round of the NBA Draft. Acquired draft rights to Nick Calathes (45th overall pick) from Minnesota in exchange for a 2010 second-round pick (formerly acquired from Portland).

July 7: Signed first-round pick Rodrigue Beaubois.

8: Signed free agent Quinton Ross.

9: Acquired Shawn Marion, Kris Humphries, Nathan Jawai and cash considerations from Toronto for Antoine Wright and Devean George in a deal that also sent Greg Buckner to Dallas from Memphis in exchange for Jerry Stackhouse and cash considerations, a second-round pick and cash considerations from Toronto to Memphis, and Hedo Turkoglu from Orlando to Toronto for cash considerations from Dallas and Toronto.

11: Re-signed free agent Jason Kidd.

28: Signed free agent Tim Thomas.

30: Signed free agent Drew Gooden.

Sept. 14: Re-signed James Singleton. Waived Greg Buckner.

28: Signed free agent Jake Voskuhl.

Oct. 20: Acquired a conditional second-round pick from Minnesota in exchange for Nathan Jawai.

22: Waived Jake Voskuhl.

Jan. 11: Acquired Eduardo Najera from NJ in exchange for Kris Humphries and Shawne Williams.

Feb. 13: Acquired Caron Butler, DeShawn Stevenson, Brendan Haywood, cash from WAS for Josh Howard, Drew Gooden, James

		Singleton and Quinton Ross.
	24:	Signed Von Wafer to 10-day contract.
June	24:	Acquired the rights to 25th overall pick Dominique Jones from Memphis in exchange for cash considerations. Traded the draft rights of 50th overall pick Solomon Alabi to Toronto for a 2013 second-round pick and cash considerations.
July	9:	Re-signed Brendan Haywood.
	13:	Acquired Tyson Chandler and Alexis Ajinca from the Charlotte Bobcats in exchange for Erick Dampier, Eduardo Najera, Matt Carroll and cash considerations. Signed first-round pick Dominique Jones. Signed free agent Ian Mahinmi.
	19:	Re-signed Dirk Nowitzki.
August	18:	Re-signed Tim Thomas.

2008-09

Apr.	30:	Relieved Avery Johnson of head coaching duties.
May	9:	Announced Rick Carlisle as head coach.
June	26:	Drafted Shan Foster with the 51st overall pick in the second-round of the NBA Draft.
July	2:	Signed free agent Gerald Green.
	9:	Re-signed Jose Juan Barea. Signed free agent DeSagana Diop.
	11:	Re-signed Antoine Wright. Signed free agents Keith McLeod and James Singleton.
Aug.	20:	Re-signed Devean George.
Sept.	2:	Named Terry Stotts, Dwane Casey, Mario Elie and Tom Sterner assistant coaches.
	30:	Signed Reyshawn Terry, Charles Rhodes and JaJuan Smith to training camp contracts.
Oct.	2:	Named Paul Westphal Executive Vice President of Basketball Operations.
	10:	Acquired Shawne Williams from Indiana in exchange for Eddie Jones and two second-round picks.
	20:	Waived Charles Rhodes.
	22:	Waived Cheyne Gadson, JaJuan Smith and Reyshawn Terry.
	23:	Waived Keith McLeod.
	28:	Exercised contract option on Shawne Williams.
Jan.	16:	Acquired Matt Carroll and Ryan Hollins from Charlotte in exchange for DeSagana Diop.

2007-08

June	28:	Drafted Nick Fazekas with the 34th overall pick and Renaldas Seibutis with the 50th overall pick in the second-round of the NBA Draft. Acquired draft rights to Reyshawn Terry (44th overall pick) from Orlando for the draft rights to Milovan Rakovic (60th overall pick).
July	12:	Re-signed Devean George.
	13:	Re-signed Jerry Stackhouse.
	26:	Signed second-round pick Nick Fazekas. Signed free agent Brandon Bass.
Aug.	6:	Signed free agent Eddie Jones.
	31:	Waived Pops Mensah-Bonsu.
Sept.	12:	Extended the contract of Devin Harris.
	28:	Acquired Trenton Hassell from Minnesota for Greg Buckner.
Oct.	1:	Signed free agents Darvin Ham, Jared Newson and Jamal Sampson.
	22:	Waived Jamal Sampson.
	24:	Waived Darvin Ham and Jared Newson.
	30:	Waived D.J. Mbenga.
Nov.	1:	Signed free agent Juwan Howard.
	20:	Assigned Nick Fazekas to D-League's Tulsa 66ers.
Dec.	17:	Assigned Maurice Ager to D-League's Tulsa 66ers.
Jan.	6:	Recalled Maurice Ager from D-League.
Feb.	10:	Assigned Maurice Ager to D-League's Tulsa 66ers.
	13:	Recalled Nick Fazekas from D-League.
	19:	Acquired Jason Kidd, Malik Allen and Antoine Wright from New Jersey for Devin Harris, Trenton Hassell, Keith Van Horn, Maurice Ager, DeSagana Diop and two first-round draft picks. Waived Nick Fazekas.
	26:	Signed free agent Jamaal Magloire.
Mar.	4:	Signed free agent Tyronn Lue.

2006-07

June	28:	Drafted Maurice Ager with the 28th overall pick in the first-round of the NBA Draft and J.R. Pinnock in the second-round (58th pick). Acquired future second-round pick from L.A. Lakers for Pinnock's draft rights.
July	12:	Acquired Austin Croshere from Indiana for Marquis Daniels.
	13:	Signed free agent Greg Buckner. Re-signed D.J. Mbenga.
	24:	Acquired Anthony Johnson from Indiana for Darrell Armstrong, Rawle Marshall and Josh Powell.
	25:	Re-signed Jason Terry.
Aug.	2:	Signed free agent Devean George.
	3:	Signed rookie free agent Pops Mensah-Bonsu.
	4:	Waived Pavel Podkolzin.
	17:	Signed free agent Ndudi Ebi and rookie free agents Jose Barea, Pat Carroll and Darius Washington.
Sep.	26:	Extended the contract of Dirk Nowitzki.
Oct.	15:	Waived Pat Carroll.
	20:	Waived Darius Washington.
	26:	Waived Ndubi Ebi.
	28:	Extended the contract of Josh Howard.
Feb.	22:	Acquired a 2007 second-round pick from Atlanta for Anthony Johnson.
Apr.	2:	Signed Kevin Willis to a 10-day contract.
	12:	Signed Kevin Willis for the remainder of the season.

2005-06

Aug.	2:	Signed rookie free agent Josh Powell.
	5:	Signed rookie free agent Rawle Marshall.
	15:	Waived Michael Finley. Re-signed Darrell Armstrong.
	19:	Signed free agents Doug Christie and DeSagana Diop.
Sep.	3:	Signed free agents Kaniel Dickens, Erick Strickland and Samo Udrih.
	10:	Waived Samo Udrih.
	18:	Waived Shawn Bradley.
	22:	Waived Erick Strickland.
	26:	Waived Kaniel Dickens.
	28:	Waived Tariq Abdul-Wahad.
Nov.	25:	Waived Doug Christie.
	28:	Signed free agent Adrian Griffin.

2004-05

June	24:	Acquired Christian Laettner, Jerry Stackhouse and the draft rights to Devin Harris from Washington for Antawn Jamison and cash considerations. Acquired draft rights to Pavel Podkolzin from Utah for a future first-round draft choice. Drafted Vassilis Spanoulis with the 50th overall selection in the NBA Draft and traded his rights to the Houston Rockets for the draft rights to Luis Flores.
July	2:	Signed first-round pick Devin Harris.
	14:	Re-signed Marquis Daniels. Signed free agent D.J. Mbenga.
	26:	Acquired Calvin Booth from Seattle for Danny Fortson.
	29:	Signed rookie Pavel Podkolzin.
Aug.	4:	Acquired Alan Henderson, Jason Terry and a future first-round pick from Atlanta for Tony Delk and Antoine Walker.
Aug.	24:	Acquired Erick Dampier, Dan Dickau, Evan Eschmeyer and the draft rights to Steve Logan from Golden State for Christian Laettner, Eduardo Najera, two first-round draft picks, the draft rights to both Luis Flores and Mladen Sekularac and cash considerations.
Sept.	1:	Waived Jon Stefansson.
Sept.	30:	Signed free agent Avery Johnson.
Oct.	4:	Signed free agent Derek Hood.
	20:	Signed free agent Jason Sasser.
Oct.	23:	Evan Eschmeyer announced his retirement.
	24:	Signed free agent Felipe Lopez.
	28:	Avery Johnson announced his retirement.
	29:	Waived Derek Hood, Felipe Lopez and Jason Sasser.
Dec.	3:	Acquired Darrell Armstrong from New Orleans for Dan Dickau and a second-round pick.
Feb.	24	Acquired Keith Van Horn from Milwaukee for Calvin Booth, Alan Henderson and cash considerations.
Mar.	1:	Signed free agent Alan Henderson.
	19:	Don Nelson resigned to assume a consultant role and Avery Johnson is named head coach.
Apr.	11:	Suspended Jerry Stackhouse one game for conduct detrimental to the team.

2003-04

June	26:	Drafted Josh Howard with the 29th overall selection and Xue Yuyang with the 57th overall selection of the NBA Draft. Acquired a 2004 second-round pick from Denver for the rights to Xue Yuyang.
July	3:	Signed first-round pick Josh Howard.
	29:	Signed rookie free agent Marquis Daniels.
Aug.	18:	Acquired Danny Fortson, Antawn Jamison, Chris Mills and Jiri Welsch from Golden State for Evan Eschmeyer, Avery Johnson, Popeye Jones, Antoine Rigaudeau and Nick Van Exel.
	22:	Signed free agent Travis Best.
Sep.	4:	Signed free agent Jon Stefansson.
	9:	Signed free agents Josh Powell and Rod Gregoire.
Oct.	3:	Waived Rod Gregoire.
	20:	Waived Josh Powell. Acquired Tony Delk and Antoine Walker from Boston for Raef LaFrentz, Chris Mills, Jiri Welsch and a 2004 first-round draft pick.
Jan.	6:	Signed Mamadou N'Diaye to a 10-day contract.
	16:	Signed Mamadou N'Diaye to a second 10-day contract.
	30:	Obtained Scott Williams on a waiver claim.

2002-03

June	24:	Waived Danny Manning.
	26:	Drafted Mladen Sekularac with the 55th overall selection in the NBA Draft.
July	1:	Named Donn Nelson president of basketball operations.
	30:	Re-signed Raef LaFrentz.
Sept.	20:	Signed free agent Popeye Jones.
	28:	Re-signed Eduardo Najera.
	30:	Signed free agents Raja Bell, Kipp Christianson, Adam Harrington and Derek Hood.
Oct.	18:	Signed Walt Williams.
	25:	Waived Derek Hood.
Nov.	16:	Signed Mark Strickland.
	28:	Waived Mark Strickland.
Jan.	7:	Waived Adam Harrington.
	17:	Signed Antoine Rigaudeau.

2001-02

June	27:	Drafted Kyle Hill with the 44th overall selection and Kenny Satterfield with the 54th overall selection in the NBA Draft.
July	23:	Re-signed Michael Finley to a seven-year contract.
	27:	Signed free agent Adrian Griffin.
Aug.	2:	Signed free agents Danny Manning, Khalid El-Amin and Darrick Martin.
	8:	Re-signed Shawn Bradley and signed free agent Evan Eschmeyer to an offer sheet.
	10:	Traded Howard Eisley to New York for Muggsy Bogues as part of a three-team trade that also included Dallas trading the draft rights to second-round pick Kyle Hill to Houston.
	23:	Acquired Tim Hardaway from Miami for a second-round draft pick.
	25:	Signed free agent Evan Eschmeyer.
Sept.	25:	Acquired second-round draft pick or future considerations from Denver for Kenny Satterfield.
Oct.	1:	Signed free agents Ruben Wolkowyski and Chris Robinson.
	8:	Waived Chris Robinson.
	29:	Waived Khalid El-Amin and Muggsy Bogues.
Nov.	20:	Waived Darrick Martin. Signed free agent Omar Cook.
	27:	Signed free agent Johnny Newman and waived Ruben Wolkowyski.
Dec.	28:	Requested waivers on Omar Cook.
Jan.	12:	Signed free agent Charlie Bell to a 10-day contract.
	15:	Signed Charlie Bell for the remainder of the season.
Feb.	21:	Acquired Tariq Abdul-Wahad, Avery Johnson, Raef LaFrentz and Nick Van Exel from Denver for Tim Hardaway, Donnell Harvey, Juwan Howard and a 2002 first-round draft choice. Waived Charlie Bell.

2000-01

June	28:	Drafted Etan Thomas with the 12th overall selection in the NBA Draft. Acquired the draft rights to Courtney Alexander (13th overall) from Orlando for cash and Dallas' first-round pick in the 2001 NBA Draft. Acquired the draft rights to Donnell Harvey (22nd overall) and John Wallace from New York for Erick Strickland and the draft rights to Pete Mickeal (58th overall). Acquired Eric Murdock from L.A. Clippers for Sean Rooks.
July	6:	Signed Courtney Alexander to a three-year contract.
	7:	Signed Etan Thomas to a three-year contract. Signed Eduardo Najera to a two-year contract.
Aug.	1:	Re-signed Hubert Davis to a four-year contract. Re-signed Gary Trent to a one-year contract.
	5:	Re-signed Greg Buckner to a two-year contract.
	16:	Acquired Howard Eisley from Utah, Bill Curley from Golden State and Dana Barros from Boston as part of a four-team trade for Bruno Sundov (to Utah), Robert Pack, John "Hot Rod" Williams and cash (to Boston).
	29:	Acquired Christian Laettner and Terry Mills from Detroit for Cedric Ceballos, John Wallace, Eric Murdock and cash.
Oct.	12:	Claimed John Celestand off waivers.
	16:	Exercised option for a fourth year on Dirk Nowitzki.
	17:	Acquired Loy Vaught from Detroit for Dana Barros and Ansu Sesay.
	21:	Waived Mike Jones, Ace Custis and Jamal Kendrick.
	27:	Waived John Celestand.
Nov.	28:	Signed Mark Bryant. Waived Bill Curley.
Feb.	22:	Acquired Calvin Booth, Obinna Ekezie and Juwan Howard from Washington for Courtney Alexander, Hubert Davis, Christian Laettner, Etan Thomas and Loy Vaught.
	28:	Signed Vernon Maxwell for the remainder of the season.
April	4:	Signed Wang Zhizhi to a two-year contract.

1999-2000

June	30:	Acquired draft rights to Leon Smith (29th overall) from San Antonio for the draft rights to Gordan Giricek (40th overall) and a second-round pick in the 2000 draft. Drafted Wang Zhizhi with 36th overall selection.
Aug.	5:	Signed free agent Greg Buckner to a one-year contract.
	27:	Signed free agent Gary Trent to a one-year contract with a one-year player option. Signed free agent Cedric Ceballos to a two-year contract.
Sept.	1:	Acquired Sean Rooks and a second-round draft pick in 2000 from L.A. Lakers for A.C. Green.
	29:	Acquired a 2000 second-round pick from Chicago for Chris Anstey.
Oct.	4:	Signed free agents Jason Sasser, Zendon Hamilton, Kevin Ollie, Anthony "Pig" Miller and Ben Davis.
	7:	Signed free agent Kebu Stewart.
	8:	Waived Anthony "Pig" Miller.
	15:	Waived Zendon Hamilton and Ben Davis.
	23:	Signed free agent Charles Shackleford.
	26:	Signed free agent Ira Bowman. Waived Charles Shackleford.
	29:	Waived Kevin Ollie and Jason Sasser.
Nov.	1:	Signed free agent Randell Jackson. Waived Ira Bowman and Greg Buckner.
	3:	Signed draft pick Leon Smith to a three-year contract.
	4:	Signed free agent Rick Hughes. Waived Kebu Stewart.
Dec.	2:	Signed free agent Damon Jones.
	6:	Placed Leon Smith on the suspended list.
	19:	Waived Randell Jackson.
Jan.	4:	Announced that owner Ross Perot Jr. has reached an agreement to sell a majority interest in the team to Mark Cuban.
	5:	Waived Rick Hughes and Damon Jones.
	6:	Signed free agent Greg Buckner to a 10-day contract.
	8:	Signed Damon Jones to a 10-day contract.
	16:	Signed Greg Buckner to a second 10-day contract.
	18:	Signed Damon Jones to a second 10-day contract.
	26:	Signed Greg Buckner for the remainder of the season.
	28:	Signed Damon Jones for the remainder of the season.
Feb.	3:	Signed free agent Dennis Rodman.
	4:	Waived Leon Smith.
March	8:	Waived Dennis Rodman.
April	10:	Signed free agent Rodrick Rhodes.

	11:	Mark Cuban is approved by the NBA Board of Governors as the team's new majority owner.

1998-99

June	24:	Acquired Dirk Nowitzki (9th overall pick) and Pat Garrity (19th overall) from Milwaukee for the draft rights to Robert Traylor (6th overall) in the 1998 NBA Draft. Acquired Steve Nash from Phoenix for the draft rights to Pat Garrity, Martin Müürsepp, Bubba Wells and Dallas' 1999 first-round draft pick. Drafted Ansu Sesay with the 30th overall selection, Bruno Sundov with the 35th overall selection and Greg Buckner with the 53rd overall selection.
Jan.	21:	Signed first-round pick Dirk Nowitzki to a three-year contract, with a team option for a fourth year. Signed second-round picks Ansu Sesay and Greg Buckner, and free agent Ace Custis to one-year contracts.
	22:	Signed free agent John "Hot Rod" Williams to a three-year contract.
	25:	Signed Steve Nash to a six-year contract extension, effective at the conclusion of the 1998-99 season. Signed free agent Gary Trent to a one-year contract.
Jan.	27:	Signed free agent Cedric Ceballos to a one-year contract.
Feb.	2:	Waived Greg Buckner.
	18:	Waived Khalid Reeves.
March	29:	Signed second-round pick Bruno Sundov to a two-year contract.

1997-98

June	1:	Sasha Danilovic exercised the early termination option of his contract, forgoing the final two years.
	25:	Acquired the draft rights to Chris Anstey (18th overall pick) and cash from Portland for draft rights to Kelvin Cato (15th overall pick) in the 1997 NBA Draft. Drafted Bubba Wells with the 35th overall selection.
Aug.	18:	Signed free agent Erick Strickland to a six-year contract. Renounced rights to Sasha Danilovic.
Sept.	4:	Signed free agent Hubert Davis to a six-year contract.
	24:	Acquired Dennis Scott and $500,000 (which was given to the Dallas Mavericks Foundation) from Orlando for Derek Harper and Ed O'Bannon.
Oct.	1:	Signed Michael Finley to a five-year contract extension.
	2:	Signed second-round draft pick Bubba Wells to a two-year contract. Signed free agent Ace Custis to a one-year contract.
	7:	Signed free agent Kevin Ollie to a one-year contract.
	21:	Signed free agent Adrian Caldwell to a one-year contract.
Nov.	3:	Waived Adrian Caldwell. Signed first-round pick Chris Anstey to a three-year contract.
Dec.	4:	Dismissed head coach Jim Cleamons and assistants Butch Beard and Sonny Allen. General Manager Don Nelson assumed coaching duties.
	17:	Waived Kevin Ollie. Signed free agent Eric Riley to a one-year contract.
Feb.	18:	Acquired Cedric Ceballos from Phoenix for Dennis Scott.
March	27:	Signed free agent Shawn Respert to a 10-day contract.
April	8:	Signed free agent Shawn Respert to a second 10-day contract.

1996-97

May	1:	Announced that owner Donald Carter had sold majority interest in the team to Ross Perot Jr. and David McDavid. Announced that head coach Dick Motta would be retained as a consultant.
	31:	Named Jim Cleamons head coach.
June	21:	Acquired Eric Montross and a 1996 first-round choice from Boston for first-round draft choices in 1996 (6th) and 1997.
	29:	Traded Cherokee Parks to Minnesota. In exchange, the Timberwolves agree to remove 2-6 lottery protection of the 1997 Minnesota first-round choice, which Dallas had previously acquired in the Sean Rooks trade (11/2/94).
July	17:	Signed free agent Chris Gatling to a five-year contract. Renounced rights to free agents Scott Brooks, Lucious Harris, Lorenzo Williams and David Wood.
	23:	Acquired Jimmy King and second-round draft choices in either 1997 and 1998 or 1998 and 1999 from Toronto for Popeye Jones and New York's 1997 first-round draft choice.
	26:	Signed free agent Derek Harper to a two-year contract.
Aug.	23:	Signed Samaki Walker to a three-year contract.
Sept.	30:	Signed Shawn Harvey to a one-year contract. Signed free agents Greg Dreiling and Jeff Webster. Signed rookie free agents Herb Jones, Jaime Peterson and Erick Strickland to one-year contracts.
Oct.	4:	Signed free agent Fred Roberts to a one-year contract.
	17:	Signed free agent Oliver Miller to a one-year contract.
Nov.	12:	Activated Samaki Walker (right quadriceps) from the injured list. Placed Erick Strickland (strained left shoulder) on the injured list.

	21:	Suspended Tony Dumas for one game.
Dec.	26:	Acquired Sam Cassell, Michael Finley, A.C. Green and a second-round draft choice in 1997 or 1998 from Phoenix for Jason Kidd, Tony Dumas and Loren Meyer.
Jan.	6:	Waived Erick Strickland.
	28:	Suspended Chris Gatling for one game.
Feb.	7:	Named Don Nelson general manager. Waived Oliver Miller.
	14:	Acquired Kurt Thomas, Sasha Danilovic and Martin Müürsepp from Miami for Jamal Mashburn. Waived Fred Roberts.
	15:	Signed Erick Strickland to a 10-day contract.
	17:	Acquired Shawn Bradley, Robert Pack, Khalid Reeves and Ed O'Bannon from New Jersey for Jim Jackson, Chris Gatling, Sam Cassell, George McCloud and Eric Montross.
	25:	Signed Erick Strickland for the remainder of the season.
	27:	Signed Jason Sasser to a 10-day contract.
March	11:	Signed Jamie Watson to a 10-day contract.
	21:	Signed Jamie Watson to a second 10-day contract. Signed Stevin Smith to a 10-day contract.
	31:	Signed Stevin Smith to a second 10-day contract.
	15:	Waived Greg Dreiling.
April	10:	Signed Stacey King to a 10-day contract.

1995-96

June	24:	Doug Smith claimed by Toronto in the expansion draft.
Sept.	28:	Signed Cherokee Parks to a three-year contract.
Oct.	4:	Signed Loren Meyer to a three-year contract.
	5:	Signed Lorenzo Williams to a one-year contract. Signed George McCloud to a two-year contract.
Nov.	2:	Suspended Roy Tarpley.
Dec.	6:	NBA disqualified Roy Tarpley for violating the terms of his aftercare agreement.
Jan.	10:	Signed Reggie Slater to a 10-day contract.
	20:	Signed Reggie Slater to a second 10-day contract.
Feb.	1:	Signed David Wood to a 10-day contract.
	13:	Signed David Wood to a second 10-day contract.
	19:	Waived Donald Hodge.
	23:	Signed David Wood to a contract for the remainder of the season.

1994-95

May	17:	Named Dick Motta head coach.
June	30:	Announced restricted free agent Randy White would not be tendered a qualifying offer. Exercised the option year in Popeye Jones'contract. Chose not to exercise the option year in Tim Legler's contract.
Sept.	2:	Signed first-round draft pick Jason Kidd to a nine-year contract. Renounced the rights to unrestricted free agents Tony Campbell, Fat Lever and Randy White.
	17:	Signed first-round draft pick Tony Dumas to a four-year contract. Renounced the rights to Greg Dreiling and Tim Legler.
	30:	The NBA announced the reinstatement of Roy Tarpley. Signed Popeye Jones to a three-year contract extension.
Oct.	6:	Signed Roy Tarpley to a six-year contract. Signed Morlon Wiley to a one-year contract with the club holding an option for a second year.
Nov.	1:	Acquired a first-round draft choice in 1996, 1997 or 1998 from Minnesota for Sean Rooks.
Dec.	14:	Suspended Roy Tarpley for one game.
Jan.	30:	Signed George McCloud to a 10-day contract.
Feb.	9:	Signed George McCloud to a second 10-day contract.
	22:	Signed George McCloud to a contract for the rest of the season.
	23:	Acquired Scott Brooks from Houston for Morlon Wiley and a 1995 second-round draft choice.

1993-94

June	30:	Acquired the rights to 1992 second-round pick Popeye Jones from Houston for the draft rights to second-round draft choice Eric Riley.
July	23:	Signed Tim Legler to a one-year contract with the team having an option for a second year.
Aug.	12:	Signed Ron "Popeye" Jones to a one-year contract with the club having an option for a second year.
	30:	Signed Lucious Harris to a three-year contract.

Oct.	7:	Signed unrestricted free agents Morlon Wiley, Greg Dreiling and Darren Morningstar to one-year contracts.
	14:	Signed Jamal Mashburn to an eight-year contract.
Nov.	2:	Waived Morlon Wiley.
	12:	Signed unrestricted free agent Chucky Brown to a one-year contract.
	23:	Waived Chucky Brown.
Dec.	29:	Waived Darren Morningstar.
Jan.	6:	Acquired Tony Campbell and 1997 first-round draft choice from New York for Derek Harper.
Feb.	14:	Signed Lorenzo Williams to a 10-day contract.
	24:	Signed Lorenzo Williams to a second 10-day contract.
March	8:	Signed Lorenzo Williams to a two-year contract.
	31:	Signed Morlon Wiley for the remainder of the season.
May	3:	Dismissed head coach Quinn Buckner.

1992-93

June	24:	Acquired 1995 first-round draft pick from New York for Rolando Blackman.
July	7:	Signed restricted free agent Donald Hodge to a four-year contract.
	23:	Renounced rights to restricted free agent Brian Quinnett.
Aug.	12:	Signed second-round draft choice Sean Rooks to a three-year contract.
	17:	Signed restricted free agent Tracy Moore to a one-year contract.
	24:	Signed unrestricted free agent Dexter Cambridge to a one-year contract with an option for a second year.
Sept.	18:	Traded Rodney McCray to Chicago for Golden State's first-round pick in 1993 and two conditional second-round draft choices.
Oct.	6:	Signed restricted free agent Brian Howard to a one-year contract.
	7:	Signed unrestricted free agents Stephen Bardo, Walter Bond and Walter Palmer to one-year contracts.
	15:	Signed unrestricted free agent Radisav Curcic to a one-year contract.
Jan.	5:	Waived Walter Palmer.
	6:	Waived Stephen Bardo.
	13:	Dismissed Richie Adubato as head coach. Named Gar Heard interim head coach.
Feb.	4:	Waived Tracy Moore. Signed Lamont Strothers to a 10-day contract.
	15:	Signed Lamont Strothers to a second 10-day contract.
	16:	Signed Morlon Wiley to a 10-day contract.
	25:	Released Lamont Strothers following the expiration of his second 10-day contract.
	26:	Signed Morlon Wiley to a second 10-day contract.
March	2:	Signed Tim Legler to a 10-day contract.
	4:	Signed Quinn Buckner to a five-year contract as head coach, beginning with the1993-94 season. Signed Jim Jackson to a six-year contract.
	8:	Signed Morlon Wiley to a contract for the rest of the season.
	12:	Signed Tim Legler to a second 10-day contract.
	22:	Signed Tim Legler for the remainder of the season.

1991-92

May	1:	Did not exercise option on the second year of Alex English's contract, making him an unrestricted free agent.
Aug.	2:	Signed unrestricted free agent Brad Davis to a one-year contract.
	6:	Signed unrestricted free agent Terry Davis to a two-year contract.
Oct.	3:	Signed second-round draft choice Mike Iuzzolino to a two-year contract. Signed free agents Jim Grandholm and Joao Vianna.
	5:	Signed second-round draft pick Donald Hodge to a one-year contract.
	16:	NBA permanently dismissed Roy Tarpley under terms of the NBA anti-drug agreement.
	30:	Waived Jim Grandholm.
Nov.	2:	Signed Doug Smith to a four-year contract.
	12:	Waived Joao Vianna.
Jan.	17:	Signed Tracy Moore to a 10-day contract.
	27:	Signed Tracy Moore to a second 10-day contract.
	29:	Suspended James Donaldson without pay for one game for his role in an altercation in practice.
Feb.	3:	Signed Brian Howard to a 10-day contract.
	6:	Signed Tracy Moore to a contract for the remainder of the season.

	13:	Signed Brian Howard to a second 10-day contract.
	20:	Acquired Brian Quinnett from New York for James Donaldson.
	24:	Signed Brian Howard to a contract for the remainder of the season.
March	22:	Signed Tom Garrick to a 10-day contract.
April	3:	Signed Tom Garrick to a second 10-day contract.

1990-91

June	21:	Acquired Fat Lever from Denver for Washington's first-round choice in the 1990 draft and Detroit's first-round choice in 1991.
	26:	Acquired Rodney McCray, Sacramento's 1990 second-round pick and Washington's 1991 second-round draft choice in exchange for Bill Wennington, Indiana's 1990 first-round draft choice and Dallas' 1990 first-round draft choice.
	27:	Renounced the rights to restricted free agent Anthony Jones.
July	19:	Signed restricted free agent Bob McCann to a two-year contract.
Aug.	15:	Signed unrestricted free agent Alex English to a one-year contract.
Oct.	1:	Signed unrestricted free agents Kelvin Upshaw, John Shasky and Jim Grandholm.
	4:	Signed restricted free agent Steve Alford to a one-year contract.
	18:	Waived Jim Grandholm.
	27:	Waived Bob McCann and Kelvin Upshaw.
Nov.	11:	Signed rookie free agent Jim Grandholm to a one-year contract.
	12:	Signed free agent Kelvin Upshaw to a one-year contract.
Dec.	24:	Waived Kelvin Upshaw.
	29:	Signed Kelvin Upshaw to a 10-day contract.
Jan.	5:	Signed Howard Wright to a 10-day contract.
	9:	Signed Kelvin Upshaw to a second 10-day contract.
	15:	Signed Howard Wright to a second 10-day contract.
	18:	Coach Richie Adubato suspended for one game and fined $1,500 by the NBA for his conduct following the 100-94 loss at San Antonio on Jan. 16.
	19:	Signed Kelvin Upshaw to a contract for the remainder of the season.
	23:	Released Howard Wright from his second 10-day contract.
April	5:	Roy Tarpley suspended by NBA drug counselors indefinitely without pay.

1989-90

June	15:	Morlon Wiley claimed by Orlando in the expansion draft.
July	5:	Signed restricted free agent Anthony Jones to a one-year contract.
Aug.	9:	Signed unrestricted free agent Brad Davis to a two-year contract.
	23:	Signed first-round draft choice Randy White to a five-year contract.
	31:	Signed Roy Tarpley to a three-year contract extension.
Oct.	5:	Signed unrestricted veteran free agent Steve Alford to a one-year contract.
	6:	Signed restricted free agent Bill Wennington to a two-year contract.
	12:	Signed restricted free agent Sam Perkins to a one-year contract.
	26:	Acquired a second-round draft choice in 1993 from Milwaukee for the rights to unsigned second-round draft choice Pat Durham.
Nov.	16:	Roy Tarpley suspended indefinitely by the ASAP Family Treatment Program for violating his aftercare program.
	29:	Relieved head coach John MacLeod of his duties.
Dec.	4:	Named Richie Adubato head coach for the remainder of the season.
	14:	Signed unrestricted free agent Micheal Williams to a one-year contract.
	26:	Waived Michael Williams.
Jan.	6:	Signed unrestricted free agent Kelvin Upshaw to a 10-day contract.
	16:	Signed Kelvin Upshaw to a second 10-day contract.
	20:	Adrian Dantley signed an amendment to his contract, in effect making Dantley an unrestricted free agent at the end of the season. Dantley had been under contract through 1990-91.
	22:	Released Kelvin Upshaw from the final four days of his second 10-day contract to allow Upshaw to pursue an opportunity in Europe. Roy Tarpley was removed from the suspended list by the ASAP Family Treatment Program.
Feb.	12:	Signed unrestricted free agent Bob McCann to a 10-day contract.
	22:	Signed Bob McCann to a second 10-day contract.
March	7:	Signed Bob McCann to a contract for the remainder of the season.
April	6:	Suspended Roy Tarpley for two games for missing practice without notification.
	9:	Signed free agent Mark Wade to a 10-day contract.
	17:	Released Mark Wade from his 10-day contract.

	22:	Named Richie Adubato permanent head coach.
May	2:	Waived Adrian Dantley per 1/20/90 contract amendment.

1988-89

June	23:	Sent the 1988 first-round draft choice (20th overall) to Miami. In exchange, Miami agreed to select Arvid Kramer, who was on Dallas' suspended list, in the expansion draft, bypassing Steve Alford, Uwe Blab and Bill Wennington.
	28:	Signed unrestricted free agent Brad Davis to a one-year contract.
Nov.	1:	Signed unrestricted free agent Terry Tyler to a one-year contract.
	3:	Waived Jim Farmer.
Dec.	13:	Waived Steve Alford.
Jan.	5:	Roy Tarpley was suspended by NBA drug counselors indefinitely without pay.
	22:	Signed Anthony Jones to a 10-day contract.
Feb.	1:	Signed Anthony Jones to a second 10-day contract.
	13:	Signed Anthony Jones to a contract for the remainder of the season.
	15:	Adrian Dantley and Detroit's first-round draft choice in 1991 from Detroit for Mark Aguirre.
	21:	Acquired Herb Williams from Indiana for Detlef Schrempf and a second-round draft choice in 1990 or 1991. Indiana received Dallas' second-round draft choice in the same year the Pacers give Dallas the first-round pick to complete the Garnett/Stansbury trade of October 1984.
April	8:	Signed Rolando Blackman and Derek Harper.
	12:	Activated Roy Tarpley from the suspended list.

1987-88

June	4:	Named John MacLeod head coach.
	17:	Signed free agent Dennis Nutt to a one-year contract.
Oct.	1:	Signed first-round draft choice Jim Farmer to a two-year contract.
	9:	Signed second-round draft choice Steve Alford to a two-year contract.
	30:	Waived Dennis Nutt.
Nov.	17:	Waived Al Wood.

1986-87

June	17:	Acquired a second-round choice in 1989 and future considerations from Cleveland for second-round draft choice Mark Price.
	19:	Waived right of first refusal on free agent Harold Keeling.
July	23:	Acquired Al Wood from Seattle for Dale Ellis.
Sept.	3:	Acquired a first-round draft choice in 1990 from Washington for Jay Vincent.
Oct.	2:	Signed Roy Tarpley to a five-year contract.
	16:	Signed Brad Davis to a one-year contract extension.
	27:	Waived Anthony Welch and Dennis Nutt.
Dec.	22:	Waived Myron Jackson.
	31:	Signed Dennis Nutt.
Jan.	26:	Signed Derek Harper to a nine-year contract extension.
March	14:	Signed James Donaldson to a five-year contract extension.
April	7:	The NBA suspended coach Dick Motta for one game for his public statements regarding the Houston Rockets.

1985-86

May	1:	Traded Denver's first-round pick in 1985 to Boston for the Celtics' first-round pick in 1985 and the second-round pick in 1988.
	8:	Waived Tom Sluby.
	20:	Head coach Dick Motta announced his retirement.
June	26:	Signed free agent Wallace Bryant to a two-year contract.
July	19:	Signed Uwe Blab to a four-year contract.
Sept.	11:	Signed Bill Wennington to a four-year contract.
	24:	Signed Detlef Schrempf to a four-year contract.
Nov.	25:	Acquired James Donaldson from L.A. Clippers for Kurt Nimphius.
	26:	Waived Wallace Bryant.
Dec.	1:	Signed Jay Vincent to a six-year contract extension (begins in 1987-88).

	21:	Suspended Mark Aguirre.
	23:	Reinstated Mark Aguirre.
Jan.	3:	Signed rookie Harold Keeling to a 10-day contract.
	13:	Signed Harold Keeling to a second 10-day contract.
	23:	Signed Harold Keeling to a contract for the remainder of the year.

1984-85

July	12:	New York signed free agent Pat Cummings. Dallas received New York's 1985 third round draft choice and 1986 second-round draft choice in exchange for not exercising right of first refusal.
Aug.	23:	Denver signed free agent Elston Turner. Dallas received Howard Carter in exchange for not exercising right of first refusal.
Sept.	14:	Acquired Wallace Bryant from Chicago for a second-round pick in 1986.
	27:	Signed Kurt Nimphius to a three-year contract.
Oct.	8:	Signed Terence Stansbury to a four-year contract.
	9:	Signed Sam Perkins to a five-year contract.
	22:	Acquired a 1990 first-round draft choice from Indiana for Bill Garnett and Terence Stansbury. If that choice is in the top seven selections, Dallas instead receives Indiana's 1991 first-rounder.
	23:	Waived Mark West.
Dec.	17:	Waived Howard Carter.

1983-84

June	29:	Traded second-round draft choice Dirk Minniefield for a second-round choice in 1986 and the option to switch 1987 second-round choices with New Jersey.
Aug.	1:	Signed first-round draft choice Derek Harper and second-round draft choice Mark West.
	12:	Acquired New Jersey's 1985 first-round draft choice, New York's 1984 second-round draft choice and Foots Walker from New Jersey for Kelvin Ransey.
Sept.	26:	Signed first-round draft choice Dale Ellis to a five-year contract.
Oct.	11:	Waived Foots Walker.
Feb.	20:	Signed Roger Phegley to a 10-day contract.
March	1:	Signed Roger Phegley to a second 10-day contract.
	10:	Signed Roger Phegley to a contract for the remainder of the season.

1982-83

June	28:	Acquired Kelvin Ransey from Portland for Wayne Cooper and a 1985 first-round draft choice.
June	28:	Acquired Pat Cummings from Milwaukee for a second-round pick in 1982.
Aug.	31:	Waived Tom LaGarde.
Sept.	30:	Signed first-round draft choice Bill Garnett to a five-year contract.
Oct.	9:	Waived Clarence Kea.
Dec.	21:	Waived Scott Lloyd.
	27:	Reinstated Corny Thompson from the injured list.

1981-82

June	10:	Signed first-round pick Mark Aguirre to a five-year contract.
	24:	Signed first-round pick Rolando Blackman to a five-year contract. Signed second-round pick Jay Vincent to a four-year contract.
July	24:	Placed Stan Pietkiewicz on waivers.
	25:	Signed second-round pick Elston Turner to a three-year contract.
Aug.	20:	Acquired Allan Bristow and Wayne Cooper from Utah for Bill Robinzine.
Oct.	5:	Waived Chad Kinch.
	27:	Waived Abdul Jeelani.
Dec.	22:	Waived Oliver Mack. Re-signed Clarence Kea.

1980-81

June	9:	Acquired a second-round pick in 1981 and future considerations from Phoenix for Wiley Peck. Signed rookie free agent Ralph Drollinger.

MAVS NBA LEADERS

1980-81

Jim Spanarkel	4th FT%	.887

1981-82

Jay Vincent	15th Scoring	21.4
Mark Aguirre	7th 3FG%	.352

1982-83

Mark Aguirre	6th Scoring	24.4
Brad Davis	8th FG%	.572
	6th FT%	.845
	10th Assists	7.2

1983-84

Mark Aguirre	2nd Scoring	29.5
Rolando Blackman	13th Scoring	22.4
Brad Davis	10th Assists	6.9

1984-85

Mark Aguirre	8th Scoring	25.7
Brad Davis	3rd FT%	.888
	3rd 3FG%	.409
Dale Ellis	5th 3FG%	.385

1985-86

Mark Aguirre	12th Scoring	22.6
Roland Blackman	15th Scoring	21.5
Dale Ellis	8th 3FG%	.364
James Donaldson	9th Rebounds	9.6
Brad Davis	9th FT%	.868

1986-87

Mark Aguirre	7th Scoring	25.7
James Donaldson	4th FG%	.586
Rolando Blackman	9th FT%	.884
Detlef Schrempf	2nd 3FG%	.478
James Donaldson	4th Rebounds	11.9
Derek Harper	7th Steals	2.17

1987-88

Mark Aguirre	8th Scoring	25.1
Roy Tarpley	7th Rebounds	11.8
Derek Harper	9th (Tie) Steals	2.05

1989-90

Derek Harper	5th Steals	2.28

1991-92

Mike Iuzzolino	4th 3FG%	.434
Rolando Blackman	4th FT%	.898

1994-95

Jamal Mashburn	5th Scoring	24.1
Popeye Jones	10th (Tie) Rebounds	10.6
Jason Kidd	10th (Tie) Assists	7.7
	7th Steals	1.91

1995-96

Jason Kidd	2nd Assists	9.7
	4th (Tie) Steals	2.16

1996-97

Shawn Bradley	1st Blocks	3.40
Robert Pack	9th Assists	8.4

1997-98

Michael Finley	11th Scoring	21.5
	1st Minutes	41.4
Shawn Bradle	3rd Blocks	3.34
Hubert Davis	4th 3FG%	.439

1998-99

Michael Finley	13th Scoring	20.2
	3rd Minutes	41.0
Shawn Bradley	2nd Blocks	3.24
Hubert Davis	3rd 3FG%	.451

1999-2000

Michael Finley	11h Scoring	22.6
	1st Minutes	42.2
Hubert Davis	1st 3FG%	.491
Shawn Bradley	5th Blocks	2.47

2000-01

Michael Finley	1st Minutes	42.0
Steve Nash	4th FT%	.895
Shawn Bradley	3rd Blocks	2.78

2001-02

Dirk Nowitzki	8th Scoring	23.4
	8th Rebounds	9.9
Michael Finley	10th Minutes	39.9
Steve Nash	5th 3FG%	.455
	5th FT%	.887
	9th Assists	7.7
Raef LaFrentz	2nd Blocks	2.73

2002-03

Dirk Nowitzki	6th Scoring	25.1
	7th Rebounds	9.9
	7th FT%	.881
Michael Finley	15th (Tie) FT%	.861
Steve Nash	3rd FT%	.909
	6th 3FG%	.413
	8th Assists	7.3
Shawn Bradley	9th Blocks	2.10

2003-04

Dirk Nowitzki	9th Scoring	21.8
	8th (Tie) FT%	.877
Michael Finley	11th (Tie) 3FG%	.405
	15th Minutes	38.6
Steve Nash	3rd Assists	8.8
	11th (Tie) 3FG%	.405
	2nd FT%	.916
Antawn Jamison	3rd (Tie) FG%	.535

2004-05

Dirk Nowitzki	4th Scoring	26.1
	9th (Tie) Rebounds	9.7
	12th FT%	86.9
	10th (Tie) Minutes	38.7
Josh Howard	15th Steals	1.53
Jason Terry	10th 3FG%	.420

2005-06

Dirk Nowitzki	7th Scoring	26.6
	15th (Tie) Rebounds	9.0
	4th FT%	.901
Jerry Stackhouse	7th FT%	.882
DeSagana Diop	14th Blocks	1.80

2006-07

Dirk Nowitzki	10th (Tie) Scoring	24.6
	11th (Tie) Rebounds	8.9
	13th 3FG%	.416
	2nd (Tie) FT%	.904
Jason Terry	6th 3FG%	.438

2007-08

Jason Kidd	4th Assists	10.1
	11th (Tie) Steals	1.70
Dirk Nowitzki	7th Scoring	23.6
	10th FT%	.879
Jerry Stackhouse	7th FT%	.892

2008-09

Jason Kidd	5th Assists	8.7
	3rd Steals	2.0
Dirk Nowitzki	4th Scoring	25.9
	7th FT%	.890
	13th Minutes	37.7
Jason Terry	11th FT%	.880

2009-10

Dirk Nowitzki	7th Scoring	25.0
	2nd FT%	.915
	15th Minutes	37.5
Jason Kidd	5th Assists	9.1
	5th Steals	1.81
	11th 3FG%	.425
Jason Terry	13th FT%	.866
Brendan Haywood	13th Rebounds	9.3
	4th Blocks	2.05
Caron Butler	12th Steals	1.57
	14th Minutes	37.6

2010-11

Dirk Nowitzki	10th Scoring	23.0
	7th FT%	.892
Jason Kidd	8th Assists	8.2
	7th Steals	1.68
Tyson Chandler	10th Rebounds	9.4
Peja Stojakovic	12th 3FG%	.419

2011-12

Dirk Nowitzki	8th Scoring	21.6
	3rd FT%	.896

2012-13

Darren Collison	9th FT%	.880
Dirk Nowitzki	11th FT%	.860

2013-14

Dirk Nowitzki	13th Scoring	21.7
	2nd FT%	.899
Monta Ellis	11th Steals	1.72
	8th Minutes	36.9
Jose Calderon	4th 3FG%	.449

2014-15

Dirk Nowitzki	8th FT%	.882
Tyson Chandler	5th Rebounds	11.5
Monta Ellis	8th Steals	1.85
Rajon Rondo	5th Assists	7.9

2015-16

Dirk Nowitzki	5th FT%	.893
Zaza Pachulia	14th Rebounds	9.4
Chandler Parsons	9th 3FG%	.414
Deron Williams	15th FT%	.869

2016-17

Seth Curry	6th 3FG%	.425
Harrison Barnes	12th Minutes	35.5

2017-18

Jose Juan Barea	12th Assists	6.3
Doug McDermott	11th 3FG%	.426

2019-20

Luka Dončić	6th Scoring	28.8
	3rd Assists	8.8
	5th Blocks	2.0
Seth Curry	3rd 3FG%	.452

2020-21

Luka Dončić	6th Scoring	27.7
	6th Assists	8.6

2021-22

Luka Dončić	3rd (Tie) Scoring	28.4
	5th Assists	8.7

2022-23

Luka Dončić	2nd Scoring	32.4
	6th Assists	8.0
	9th Minutes	36.2
Kyrie Irving	8th Scoring	27.1
	7th FT%	.905
	2nd Minutes	37.3

2023-24

Luka Dončić	1st Scoring	33.4
	2nd Assists	9.8
	3rd Minutes	37.5
	15th Rebounds	9.2
	2nd 3PM	4.1
	8th Steals	1.41
Kyrie Irving	14th Scoring	25.6
	7th FT%	.905
	12th 3PM	3.0
Daniel Gafford	1st FG%	.725
	7th Blocks	2.07

Note: Includes top-15 finishes

HONOR ROLL

NBA MVP
Dirk Nowitzki - 2006-07

FINALS MVP
Dirk Nowitzki - 2011

ALL-STAR SATURDAY LONG DISTANCE SHOOTOUT
Dirk Nowitzki – Tied 6th – 2019 (Charlotte)
Wesley Matthews – 6th – 2017 (New Orleans)
Dirk Nowitzki – 3rd – 2008 (New Orleans)
Dirk Nowitzki – 3rd – 2007 (Las Vegas)
Jason Terry – 6th – 2007 (Las Vegas)
Dirk Nowitzki – 1st – 2006 (Houston)
Jason Terry – 4th – 2006 (Houston)
Steve Nash – 3rd – 2002 (Philadelphia)
Dirk Nowitzki – 3rd – 2001 (Washington)
Steve Nash – 5th – 2001 (Washington)
Dirk Nowitzki – 2nd – 2000 (Oakland)
Hubert Davis – Tied 6th – 2000 (Oakland)
Hubert Davis – 2nd – 1998 (New York)
George McCloud – 3rd – 1996 (San Antonio)
Derek Harper – Tied 5th – 1989 (Houston)
Detlef Schrempf – 4th – 1988 (Chicago)
Detlef Schrempf – 2nd – 1987 (Seattle)
Dale Ellis – 3rd – 1986 (Dallas)

SLAM DUNK COMPETITION
Dennis Smith Jr. – 3rd – 2018 (Los Angeles)
Michael Finley – 3rd – 1997 (Cleveland)
Tony Dumas – first-round – 1995 (Phoenix)

SKILLS CHALLENGE
Luka Dončić – 3rd – 2019 (Charlotte)
Luka Dončić – lost in semifinals – 2021 (Atlanta)

SHOOTING STARS COMPETITION
Dirk Nowitzki (with Kenny Smith, Roneeka Hodges for Texas) – 2nd– 2011 (Los Angeles)
Dirk Nowitzki (with Kenny Smith, Becky Hammon for Texas) – 1st – 2010 (Dallas)

ROOKIE GAME/RISING STARS CHALLENGE
Dereck Lively II – 2019 (Indianapolis)
Luka Dončić – 2020 (Chicago)
Luka Dončić – 2019 (Charlotte)
Dennis Smith Jr. – 2018 (Los Angeles)
Dwight Powell – 2016 (Toronto)
Devin Harris – 2006 (Houston)
Josh Howard – 2005 (Denver)
Devin Harris – 2005 (Denver)
Josh Howard – 2004 (Los Angeles)
Dirk Nowitzki – 2000 (Oakland)
Samaki Walker* – 1997 (Cleveland)
Jason Kidd – 1995 (Phoenix)
Jamal Mashburn – 1994 (Minnesota)
Popeye Jones – 1994 (Minnesota)
*injured, did not play

ALL-NBA
Luka Dončić – 2023-24 (First Team)
Luka Dončić – 2022-23 (First Team)
Luka Dončić – 2021-22 (First Team)
Luka Dončić – 2020-21 (First Team)
Luka Dončić – 2019-20 (First Team)
Dirk Nowitzki – 2011-12 (Third Team)
Dirk Nowitzki – 2010-11 (Second Team)
Dirk Nowitzki – 2009-10 (Second Team)
Dirk Nowitzki – 2008-09 (First Team)
Dirk Nowitzki – 2007-08 (Second Team)
Dirk Nowitzki – 2006-07 (First Team)
Dirk Nowitzki – 2005-06 (First Team)
Dirk Nowitzki – 2004-05 (First Team)
Dirk Nowitzki – 2003-04 (Third Team)
Dirk Nowitzki – 2002-2003 (Second Team)
Steve Nash – 2002-03 (Third Team)
Dirk Nowitzki – 2001-02 (Second Team)
Steve Nash – 2001-02 (Third Team)
Dirk Nowitzki – 2000-01 (Third Team)

PLAYER OF THE MONTH
Luka Dončić – March 2024*
Luka Dončić – February 2024*
Luka Dončić – December 2023*
Luka Dončić – February 2022*
Luka Dončić – October/November 2019*
Dirk Nowitzki – April 2009*
Dirk Nowitzki – February 2007*
Dirk Nowitzki – December 2005*
Dirk Nowitzki – February 2005*
Dirk Nowitzki – December 2004*
Finley/Nash/Nowitzki – November 2002*
Mark Aguirre – January 1984
* Western Conference Player of the Month

PLAYER OF THE WEEK
Kyrie Irving – April 7, 2024*
Luka Dončić – March 31, 2024*
Luka Dončić – March 10, 2024*
Luka Dončić – February 11, 2024*
Luka Dončić – December 17, 2023*
Luka Dončić – January 1, 2023*
Luka Dončić – December 25, 2022*
Luka Dončić – April 11, 2022*
Luka Dončić – March 14, 2022*
Luka Dončić – February 14, 2022*
Luka Dončić – April 26, 2021*
Luka Dončić – April 5, 2021*
Luka Dončić – January 11, 2021*
Kristaps Porzingis – March 2, 2020*
Luka Dončić – November 25, 2019*
Jose Juan Barea – April 3, 2016*
Monta Ellis – April 13, 2014*
Dirk Nowitzki – April 6, 2014*
Dirk Nowitzki – December 12, 2010*
Dirk Nowitzki – November 28, 2010*
Dirk Nowitzki – April 11, 2010*
Dirk Nowitzki – March 7, 2010*
Dirk Nowitzki – February 28, 2010*
Dirk Nowitzki – November 15, 2009*
Jason Kidd – April 6, 2009*
Dirk Nowitzki – December 7, 2008*
Dirk Nowitzki – November 23, 2008*
Dirk Nowitzki – January 16, 2007*
Josh Howard – January 2, 2007*
Josh Howard – December 26, 2007*
Dirk Nowitzki – November 20, 2006*
Jason Terry – January 23, 2005*
Dirk Nowitzki – December 5, 2004*
Dirk Nowitzki – April 4, 2004*
Michael Finley – January 18, 2004*
Dirk Nowitzki – January 4, 2003*
Dirk Nowitzki – November 9, 2002*
Michael Finley – April 14, 2002*
Dirk Nowitzki – January 27, 2002*
Steve Nash – December 16, 2001*
Michael Finley – February 6, 2000
Jason Kidd – February 4, 1996
Jason Kidd – March 19, 1995
Jamal Mashburn – December 11, 1994
Roy Tarpley – February 28, 1988
Mark Aguirre – February 25, 1985
Mark Aguirre – November 27, 1984
Jay Vincent – January 14, 1982
* Western Conference Player of the Week

ALL-STAR GAME
Luka Dončić* – 2024 (Indianapolis)
Luka Dončić* – 2023 (Utah)
Kyrie Irving* – 2023 (Utah)
Luka Dončić* – 2022 (Cleveland)
Luka Dončić* – 2021 (Atlanta)
Luka Dončić* – 2020 (Chicago)
Dirk Nowitzki$ – 2019 (Charlotte)
Dirk Nowitzki – 2015 (New York)
Dirk Nowitzki – 2014 (New Orleans)
Dirk Nowitzki – 2012 (Orlando)
Dirk Nowitzki – 2011 (Los Angeles)
Dirk Nowitzki*– 2010 (Dallas)
Jason Kidd – 2010 (Dallas)
Dirk Nowitzki – 2009 (Phoenix)
Dirk Nowitzki – 2008 (New Orleans)
Dirk Nowitzki* – 2007 (Las Vegas)
Josh Howard – 2007 (Las Vegas)
Dirk Nowitzki – 2006 (Houston)
Avery Johnson – 2006 (Houston) – Coach
Dirk Nowitzki – 2005 (Denver)
Dirk Nowitzki – 2004 (Los Angeles)
Dirk Nowitzki – 2003 (Atlanta)
Steve Nash – 2003 (Atlanta)
Dirk Nowitzki – 2002 (Philadelphia)
Steve Nash – 2002 (Philadelphia)
Don Nelson – 2002 (Philadelphia) – Coach
Michael Finley – 2001 (Washington)
Michael Finley – 2000 (Oakland)
Chris Gatling – 1997 (Cleveland)
Jason Kidd* – 1996 (San Antonio)
Rolando Blackman – 1990 (Miami)
James Donaldson – 1988 (Chicago)
Mark Aguirre – 1988 (Chicago)
Rolando Blackman – 1987 (Seattle)
Mark Aguirre – 1987 (Seattle)
Rolando Blackman – 1986 (Dallas)
Rolando Blackman – 1985 (Indianapolis)
Mark Aguirre – 1984 (Denver)
* starter
$ NBA commissioner selection

COACH OF THE YEAR
Avery Johnson – 2005-06

COACH OF THE MONTH
Jason Kidd – March/April 2022*
Rick Carlisle – February 2011*
Rick Carlisle – April 2010*
Avery Johnson – February 2007*
Avery Johnson – January 2006*
Avery Johnson – November 2005*
Avery Johnson – April 2005*
Don Nelson – November 2002*
Dick Motta – November 1994
Dick Motta – November 1983
* Western Conference Coach of the Month

ROOKIE OF THE MONTH
Luka Dončić* – October/November 2018, December 2018, January 2019, February 2019, March/April 2019
Yogi Ferrell* – February 2017
Devin Harris* – November 2004
Jason Kidd – March 1995
Jay Vincent – December 1981, February 1982, March 1982
Mark Aguirre* – November 1981
* Western Conference Rookie of the Month

SIXTH MAN OF THE YEAR
Jason Terry – 2008-09
Antawn Jamison – 2003-04
Roy Tarpley – 1987-88

ROOKIE OF THE YEAR
Luka Dončić – 2018-19
Jason Kidd (tied with Detroit's Grant Hill) – 1994-95

ALL-ROOKIE TEAM
Dereck Lively II – 2023-24 (Second Team)
Luka Dončić – 2018-19 (First Team)
Dennis Smith Jr. – 2017-18 (Second Team)
Yogi Ferrell – 2016-17 (Second Team)
Marquis Daniels – 2003-04 (Second Team)
Josh Howard – 2003-04 (Second Team)
Jason Kidd – 1994-95 (First Team)
Jamal Mashburn – 1993-94 (First Team)
Roy Tarpley – 1986-87 (First Team)
Sam Perkins – 1984-85 (First Team)
Jay Vincent – 1981-82 (First Team)

ALL-DEFENSIVE TEAM
Tyson Chandler (2nd Team) – 2010-11
Derek Harper (2nd Team) – 1989-90
Derek Harper (2nd Team) – 1986-87

SPORTSMANSHIP AWARD
Jason Kidd – 2011-12

J. WALTER KENNEDY CITIZENSHIP AWARD
Jose Juan Barea – 2017-18

KAREEM ABDUL-JABBAR SOCIAL JUSTICE CHAMPION AWARD
Reggie Bullock – 2021-22

MANNIE JACKSON HUMAN SPIRIT AWARD
Jose Juan Barea – 2017-18

TWYMAN-STOKES TEAMMATE OF THE YEAR AWARD
Dirk Nowitzki – 2016-17

MAGIC JOHNSON AWARD
Dirk Nowitzki – 2013-14

NBA CARES END-OF-SEASON COMMUNITY ASSIST AWARD
Dwight Powell– 2019-20

MAVS TOP PERFORMANCES

POINTS

73	Luka Dončić at Atlanta	1/26/24
60	Luka Dončić vs. New York (OT)	12/27/22
53	Luka Dončić vs. Detroit	1/30/23
53	Dirk Nowitzki vs. Houston (OT)	12/2/04
51	Luka Dončić at San Antonio	12/31/22
51	Luka Dončić vs. L.A. Clippers	2/10/22
51	Dirk Nowitzki vs. Golden State	3/23/06
50	Luka Dončić at Phoenix	12/25/23
50	Luka Dončić at Houston	12/23/22
50	Jim Jackson at Denver (OT)	11/26/94
50	Jamal Mashburn at Chicago (OT)	11/12/94
49	Luka Dončić vs. Brooklyn	10/27/23
49	Luka Dončić at New Orleans	2/17/22
49	Mark Aguirre vs. Philadelphia	1/28/85
48	Kyrie Irving vs. Houston (OT)	4/7/24
47	Luka Dončić at Houston	3/31/24
47	Josh Howard vs. Utah	12/8/07
46	Luka Dončić vs. New Orleans	2/12/21
46	Dirk Nowitzki vs. Oklahoma City	12/13/08
46	Rolando Blackman vs. Sacramento	3/12/86
46	Mark Aguirre vs. Denver (OT)	3/1/85
46	Mark Aguirre vs. Denver	3/24/84
45	Luka Dončić vs. Orlando	1/29/24
45	Luka Dončić at Cleveland	2/27/24
45	Luka Dončić vs. L.A. Clippers	2/12/22
45	Jamal Mashburn vs. Washington (OT)	12/8/94
45	Sam Perkins at Golden State	4/12/90
45	Mark Aguirre vs. Washington	2/22/85

^Game played in Orlando

#Game played in Mexico City

REBOUNDS

28	Popeye Jones vs. Indiana	1/9/96
27	Popeye Jones vs. L.A. Clippers	4/6/96
27	James Donaldson vs. Portland (3OT)	12/29/89
26	Erick Dampier vs. Philadelphia	1/29/05
25	Tyson Chandler vs. New York (OT)	11/26/14
25	Roy Tarpley vs. Milwaukee	4/1/90
24	Roy Tarpley vs. New York	3/22/88
23	DeAndre Jordan at Golden State	12/22/18
23	DeAndre Jordan vs. Sacramento	12/16/18
23	DeAndre Jordan vs. L.A. Clippers	12/2/18
23	Tyson Chandler vs. Phoenix	4/8/15
23	Dirk Nowitzki vs. Boston	2/21/02
23	Roy Tarpley vs. Phoenix	2/22/88
23	Roy Tarpley vs. Indiana	1/13/88
22	DeAndre Jordan at L.A. Clippers	12/20/18
22	Dirk Nowitzki vs. L.A. Lakers	4/3/03
22	Shawn Bradley vs. Portland	4/7/98
22	Popeye Jones vs. Denver	12/1/94
22	Roy Tarpley at Sacramento	11/7/89
22	James Donaldson vs. New Jersey	3/6/89
22	James Donaldson vs. Miami	2/16/89
22	James Donaldson vs. Denver	12/19/86
22	James Donaldson vs. Denver	12/14/85

ASSISTS

25	Jason Kidd vs. Utah (2OT)	2/8/96
20	Luka Dončić vs. Washington	5/1/21
20	Jason Kidd vs. Phoenix	4/5/09
19	Luka Dončić vs. New York	4/16/21
19	Luka Dončić vs. Milwaukee (OT)^	8/8/20
19	Steve Nash vs. Sacramento	4/1/04
18	Luka Dončić vs. Oklahoma City	12/2/23
18	Jason Kidd vs. Charlotte	10/27/10
18	Jason Kidd at Orlando (OT)	12/2/96
18	Jason Kidd vs. Seattle	12/12/95
18	Derek Harper vs. Boston	12/29/88
17	Luka Dončić vs. L.A. Lakers	12/12/23
17	Luka Dončić vs. Sacramento	1/27/24
17	Luka Dončić vs. Golden State	3/22/23
17	Luka Dončić at Sacramento	1/15/20
17	Jason Kidd at Atlanta (OT)	2/26/10
17	Jason Kidd at Boston	1/18/10
17	Jason Kidd at Milwaukee (OT)	11/16/09
17	Jason Kidd vs. Golden State	4/2/08
17	Jason Kidd at Minnesota	2/24/08
17	Steve Nash at Utah	11/20/00
17	Jason Kidd vs. Chicago	11/29/96
17	Jason Kidd at Golden State	3/13/95
17	Derek Harper at Cleveland	2/18/90
17	Mark Aguirre vs. Denver	11/23/88
17	Brad Davis vs. San Antonio	3/18/86
17	Brad Davis vs. Cleveland (OT)	3/16/85

^Game played in Orlando

OPPONENT TOP PERFORMANCES

POINTS

62	Kobe Bryant at L.A. Lakers	12/20/05
61	Damian Lillard vs. Portland^	8/11/20
57	Stephen Curry vs. Golden State	2/6/21
53	Tim Duncan at San Antonio (OT)	12/26/01
52	Kevin Durant vs. Oklahoma City (OT)	1/18/13
52	Andre Miller vs. Portland (OT)	1/30/10
52	Kobe Bryant at L.A. Lakers	3/2/08
51	Jamal Crawford vs. Phoenix	4/9/19
51	Stephen Curry at Golden State	2/4/15
50	Larry Bird vs. Boston	3/10/86
50	Bernard King vs. New York	2/1/84
50	Adrian Dantley at Utah	10/31/80
49	James Harden vs. Houston (OT)^	7/31/20
48	Giannis Antetokounmpo at Dallas	2/3/24
48	Giannis Antetokounmpo at Milwaukee	12/16/19
48	Stephen Curry vs. Golden State	1/13/19
48	Anthony Davis at New Orleans	12/28/18
48	Tracy McGrady vs. Houston (OT)	12/2/04
48	Adrian Dantley at Utah	3/18/81

^Game played in Orlando

REBOUNDS

32	Dennis Rodman at San Antonio	1/22/94
31	Kevin Willis vs. Atlanta	12/3/91
27	DeAndre Jordan vs. L.A. Clippers	2/9/15
27	Dennis Rodman at Chicago	12/29/97
26	Al Jefferson at Utah (3OT)	4/16/12
26	Lorenzen Wright at Memphis	11/4/01
26	Ervin Johnson vs. Denver	4/19/97
25	Rudy Gobert vs. Utah (OT)	1/20/17
25	Charles Barkley at Philadelphia	3/30/86
25	Edgar Jones at San Antonio (2OT)	3/13/84
24	Hassan Whiteside at Miami	1/30/15
24	Andre Drummond at Detroit	12/17/14
24	Ben Wallace at Detroit	11/27/02
24	Danny Fortson vs. Denver	2/25/99
24	Moses Malone vs. Philadelphia	2/29/82

ASSISTS

25	Isiah Thomas at Detroit	2/13/85
23	Magic Johnson vs. L.A. Lakers	4/20/88
22	Robert Pack at New Jersey	11/23/96
20	Deron Williams at Utah	3/3/08
20	Kevin Johnson at Phoenix	4/3/90
20	John Stockton vs. Utah	4/21/89
20	Gus Williams at Seattle	12/9/83

CAREER LEADERS

POINTS

Dirk Nowitzki	31,560
Rolando Blackman	16,643
Mark Aguirre	13,930
Derek Harper	12,597
Michael Finley	12,389
LUKA DONČIĆ	11,470
Jason Terry	9,953
Brad Davis	7,623
Sam Perkins	6,766
Josh Howard	6,614
current players in CAPS	

POINTS PER GAME (MIN. 100 GP)

LUKA DONČIĆ	28.7
Mark Aguirre	24.6
Dirk Nowitzki	20.7
Kristaps Porzin□is	20.0
Jamal Mashburn	19.9
Michael Finley	19.8
Jim Jackson	19.6
Rolando Blackman	19.2
Monta Ellis	19.0
Harrison Barnes	18.7
current players in CAPS	

FIELD GOALS

Dirk Nowitzki	11,169
Rolando Blackman	6,487
Mark Aguirre	5,441
Derek Harper	4,899
Michael Finley	4,834
LUKA DONČIĆ	3,898
Jason Terry	3,719
Brad Davis	2,874
Jay Vincent	2,580
Sam Perkins	2,540
current players in CAPS	

FIELD GOAL ATTEMPTS

Dirk Nowitzki	23,734
Rolando Blackman	13,061
Mark Aguirre	11,060
Michael Finley	10,830
Derek Harper	10,454
LUKA DONČIĆ	8,296
Jason Terry	8,043
Brad Davis	5,630
Josh Howard	5,515
Jay Vincent	5,356
current players in CAPS	

FIELD GOAL PERCENTAGE (MIN. 500 FGA)

Tyson Chandler	(559-847)	.660
Brandan Wright	(710-1,103)	.644
DWIGHT POWELL	(1,716-2,850)	.602
Erick Dampier	(1,075-1,818)	.591
James Donaldson	(1,621-2,944)	.551
Brendan Haywood	(334-607)	.550
Antawn Jamison	(488-913)	.535
Chris Gatling	(309-580)	.533
Christian Wood	(396-769)	.515
Brad Davis	(2,874-5,630)	.510
current players in CAPS		

3-POINT FIELD GOALS

Dirk Nowitzki	1,982
LUKA DONČIĆ	1,201
Jason Terry	1,140
Tim Hardaway Jr.	981
Michael Finley	870
Jason Kidd	778
Derek Harper	705
Dorian Finney-Smith	637
Wesley Matthews	616
Jose Juan Barea	596
current players in CAPS	

3-POINT FIELD GOAL ATTEMPTS

Dirk Nowitzki	5,210
LUKA DONČIĆ	3,457
Jason Terry	2,939
Tim Hardaway Jr.	2,633
Michael Finley	2,316
Jason Kidd	2,145
Derek Harper	2,030
Dorian Finney-Smith	1,769
Jose Juan Barea	1,676
Wesley Matthews	1,669
current players in CAPS	

3-POINT FIELD GOAL PERCENTAGE (MIN. 150 ATTEMPTS)

Hubert Davis	(306-674)	.454
Jose Calderon	(191-425)	.449
Seth Curry	(311-723)	.430
Richard Jefferson	(66-155)	.426
Steve Nash	(569-1,368)	.416
O.J. Mayo	(142-349)	.407
KYRIE IRVING	(231-569)	.406
SPENCER DINWIDDIE	(180-445)	.404
Mikeluzzolino	(113-280)	.404
Howard Eisley	(107-269)	.398
current players in CAPS		

FREE THROWS

Dirk Nowitzki	7,240
Rolando Blackman	3,501
Mark Aguirre	2,815
LUKA DONČIĆ	2,473
Derek Harper	2,094
Michael Finley	1,851
Sam Perkins	1,629
Brad Davis	1,605
Jason Terry	1,375
Jay Vincent	1,303
current players in CAPS	

FREE THROW ATTEMPTS

Dirk Nowitzki	8,239
Rolando Blackman	4,166
Mark Aguirre	3,793
LUKA DONČIĆ	3,309
Derek Harper	2,804
Michael Finley	2,270
Sam Perkins	2,002
Brad Davis	1,933
Jay Vincent	1,661
Josh Howard	1,654
current players in CAPS	

FREE THROW PERCENTAGE (MIN. 200 ATTEMPTS)

KYRIE IRVING	(279-304)	.918
Steve Nash	(1,142-1,272)	.898
Darren Collison	(242-275)	.880
Dirk Nowitzki	(7,240-8,239)	.879
Jerry Stackhouse	(769-889)	.865
Jim Spanarkel	(751-876)	.857
Hubert Davis	(243-284)	.856
Deron Williams	(248-290)	.855
Jason Terry	(1,375-1,623)	.847
Brandon Bass	(344-407)	.845
current players in CAPS		

REBOUNDS

Dirk Nowitzki	11,489
James Donaldson	4,589
Sam Perkins	3,767
LUKA DONČIĆ	3,472
Shawn Bradley	3,340
Michael Finley	3,245
Mark Aguirre	3,244
Erick Dampier	3,211
Rolando Blackman	3,083
DWIGHT POWELL	2,876
current players in CAPS	

REBOUNDS PER GAME (MIN. 100 GP)

Tyson Chandler	10.4
Roy Tarpley	10.0
James Donaldson	9.5
Kristaps Porzin□is	8.8
Popeye Jones	8.8
LUKA DONČIĆ	8.7
Pat Cummings	8.2
Sam Perkins	8.0
Lorenzo Williams	7.8
Erick Dampier	7.6
current players in CAPS	

OFFENSIVE REBOUNDS

Dirk Nowitzki	1,468
James Donaldson	1,296
Mark Aguirre	1,259
Sam Perkins	1,226
Erick Dampier	1,224
Shawn Bradley	1,063
DWIGHT POWELL	1,044
Rolando Blackman	1,001
Roy Tarpley	964
Popeye Jones	917
current players in CAPS	

DEFENSIVE REBOUNDS

Dirk Nowitzki	10,021
James Donaldson	3,293
LUKA DONČIĆ	3,085
Sam Perkins	2,541
Michael Finley	2,421
Shawn Bradley	2,277
Jason Kidd	2,151
Rolando Blackman	2,082
Erick Dampier	1,987
Mark Aguirre	1,985
current players in CAPS	

ASSISTS

Derek Harper	5,111
Brad Davis	4,524
Jason Kidd	4,211
Dirk Nowitzki	3,651
LUKA DONČIĆ	3,317
Steve Nash	2,919
Rolando Blackman	2,748
Jason Terry	2,524
Jose Juan Barea	2,441
Michael Finley	2,393
current players in CAPS	

ASSISTS PER GAME (MIN. 100 GP)

Jason Kidd	8.4
LUKA DONČIĆ	8.3
Steve Nash	7.2
Deron Williams	6.2
Derek Harper	5.9
Brad Davis	5.1
Monta Ellis	4.9
Dennis Smith Jr.	4.9
Allan Bristow	4.4
Mike Iuzzolino	4.3
Nick Van Exel	4.3
current players in CAPS	

STEALS

Derek Harper	1,551
Dirk Nowitzki	1,210
Jason Kidd	954
Michael Finley	748
Jason Terry	735
Brad Davis	712
Rolando Blackman	668
Devin Harris	559
Mark Aguirre	502
Sam Perkins	485

BLOCKS

Dirk Nowitzki	1,281
Shawn Bradley	1,250
James Donaldson	615
Erick Dampier	546
Kurt Nimphius	475
Sam Perkins	444
MAXI KLEBER	361
DeSagana Diop	347
Herb Williams	346
Roy Tarpley	329
current players in CAPS	

TURNOVERS

Dirk Nowitzki	2,494
Derek Harper	1,771
Mark Aguirre	1,746
Rolando Blackman	1,720
LUKA DONČIĆ	1,598
Jason Kidd	1,375
Brad Davis	1,311
Michael Finley	1,206
Jason Terry	1,048
Steve Nash	1,020
current players in CAPS	

FOULS

Dirk Nowitzki	3,601
Brad Davis	2,040
Derek Harper	2,012
Mark Aguirre	1,718
Shawn Bradley	1,651
DWIGHT POWELL	1,458
Rolando Blackman	1,405
Sam Perkins	1,393
Devin Harris	1,309
Erick Dampier	1,277
current players in CAPS	

DISQUALIFICATIONS

Shawn Bradley	40
Mark Aguirre	29
Kurt Nimphius	26
Dirk Nowitzki	25
Erick Dampier	21
Doug Smith	21
Josh Howard	19
Raef LaFrentz	19
Roy Tarpley	19
Sam Perkins	19
Brad Davis	19
Jay Vincent	16
Lorenzo Williams	15
Popeye Jones	15

GAMES

Dirk Nowitzki	1,522
Brad Davis	883
Derek Harper	872
Rolando Blackman	865
DWIGHT POWELL	645
Jose Juan Barea	637
Michael Finley	626
Jason Terry	619
Devin Harris	608
Shawn Bradley	582
current players in CAPS	

STARTS

Dirk Nowitzki	1,460
Rolando Blackman	781
Derek Harper	620
Michael Finley	606
Mark Aguirre	527
Jason Kidd	500
James Donaldson	467
Sam Perkins	423
Brad Davis	396
Steve Nash	379

MINUTES

Dirk Nowitzki	51,368
Rolando Blackman	29,684
Derek Harper	27,985
Michael Finley	24,878
Brad Davis	21,402
Jason Terry	20,219
Mark Aguirre	19,154
Jason Kidd	17,303
Sam Perkins	15,657
James Donaldson	15,597

SEASONS

Dirk Nowitzki	21
Derek Harper	12
Brad Davis	12
Jose Juan Barea	11
Rolando Blackman	11
DWIGHT POWELL	10
Devin Harris	10
Shawn Bradley	9
Michael Finley	9
Jason Terry	8
Jason Kidd	8
Mark Aguirre	8
current players in CAPS	

MISCELLANEOUS CAREER LEADERS

TRIPLE-DOUBLES

LUKA DONČIĆ	77
Jason Kidd	21
Michael Finley	6
Dennis Smith Jr.	2
Dirk Nowitzki	2
Antoine Walker	2
Mark Aguirre	2
Theo Pinson	1
Raymond Felton	1
Steve Nash	1
Shawn Bradley	1
Rodney McCray	1
Detlef Schrempf	1
current players in CAPS	

DOUBLE-DOUBLES

Dirk Nowitzki	411
LUKA DONČIĆ	218
James Donaldson	136
Sam Perkins	128
Jason Kidd	125
Roy Tarpley	125
Derek Harper	110
Steve Nash	85
Shawn Bradley	79
Popeye Jones	71
current players in CAPS	

50-POINT GAMES

LUKA DONČIĆ	7
Dirk Nowitzki	2
Jim Jackson	1
Jamal Mashburn	1
current players in CAPS	

40-POINT GAMES

LUKA DONČIĆ	42
Mark Aguirre	22
Dirk Nowitzki	20
KYRIE IRVING	5
Rolando Blackman	4
Jamal Mashburn	3
Jim Jackson	3
Tim Hardaway Jr.	2
Jay Vincent	2
O.J. Mayo	1
Rodrigue Beaubois	1
Josh Howard	1
Michael Finley	1
Sam Perkins	1
Derek Harper	1
current players in CAPS	

30-POINT GAMES

Dirk Nowitzki	245
LUKA DONČIĆ	182
Mark Aguirre	160
Rolando Blackman	80
Michael Finley	71
Jim Jackson	35
Jamal Mashburn	29
Jay Vincent	26
Derek Harper	23
KYRIE IRVING	20
Tim Hardaway Jr.	16
Kristaps Porzin□is	16
Jason Terry	16
current players in CAPS	

20-POINT GAMES

Dirk Nowitzki	861
Rolando Blackman	415
Mark Aguirre	412
LUKA DONČIĆ	340
Michael Finley	322
Derek Harper	224
Jason Terry	187
Jay Vincent	148
Jim Jackson	143
Josh Howard	123
current players in CAPS	

10-POINT GAMES

Dirk Nowitzki	1,373
Rolando Blackman	778
Derek Harper	636
Michael Finley	580
Mark Aguirre	542
Jason Terry	513
LUKA DONČIĆ	394
Sam Perkins	367
Brad Davis	357
Josh Howard	335
current players in CAPS	

20-REBOUND GAMES

James Donaldson	12
Roy Tarpley	11
Popeye Jones	8
Dirk Nowitzki	7
DeAndre Jordan	6
Tyson Chandler	3
LUKA DONČIĆ	2
Erick Dampier	2
Shawn Bradley	2
Boban Marjanović	1
Zaza Pachulia	1
Brendan Haywood	1
Dennis Rodman	1
Samaki Walker	1
Chris Gatling	1
Lorenzo Williams	1
Terry Davis	1
Sam Perkins	1
Pat Cummings	1
current players in CAPS	

10-REBOUND GAMES

Dirk Nowitzki	419
James Donaldson	229
LUKA DONČIĆ	155
Roy Tarpley	147
Sam Perkins	146
Erick Dampier	122
Shawn Bradley	108
Popeye Jones	107
Tyson Chandler	81
Terry Davis	74
current player in CAPS	

15-ASSIST GAMES

Jason Kidd	29
LUKA DONČIĆ	24
Derek Harper	9
Brad Davis	6
Steve Nash	5
Deron Williams	2
Mark Aguirre	2
Dennis Smith Jr.	1
Jason Terry	1
current players in CAPS	

10-ASSIST GAMES

Jason Kidd	183
LUKA DONČIĆ	141
Derek Harper	116
Steve Nash	98
Brad Davis	78
Jose Juan Barea	26
Jason Terry	18
Michael Finley	18
Mark Aguirre	14
Monta Ellis	11
Allan Bristow	11
current players in CAPS	

YEARLY LEADERS

POINTS

2023-24	Luka Dončić	2,370
2022-23	Luka Dončić	2,138
2021-22	Luka Dončić	1,847
2020-21%	Luka Dončić	1,830
2019-20#	Luka Dončić	1,759
2018-19	Luka Dončić	1,526
2017-18	Harrison Barnes	1,452
2016-17	Harrison Barnes	1,518
2015-16	Dirk Nowitzki	1,372
2014-15	Monta Ellis	1,513
2013-14	Dirk Nowitzki	1,735
2012-13	O.J. Mayo	1,255
2011-12+	Dirk Nowitzki	1,342
2010-11	Dirk Nowitzki	1,681
2009-10	Dirk Nowitzki	2,027
2008-09	Dirk Nowitzki	2,094
2007-08	Dirk Nowitzki	1,817
2006-07	Dirk Nowitzki	1,916
2005-06	Dirk Nowitzki	2,151
2004-05	Dirk Nowitzki	2,032
2003-04	Dirk Nowitzki	1,680
2002-03	Dirk Nowitzki	2,011
2001-02	Dirk Nowitzki	1,779
2000-01	Dirk Nowitzki	1,784
1999-00	Michael Finley	1,855
1998-99^	Michael Finley	1,009
1997-98	Michael Finley	1,763
1996-97	Michael Finley	897
1995-96	Jim Jackson	1,604
1994-95	Jamal Mashburn	1,926
1993-94	Jim Jackson	1,576
1992-93	Derek Harper	1,126
1991-92	Rolando Blackman	1,374
1990-91	Rolando Blackman	1,590
1989-90	Rolando Blackman	1,552
1988-89	Rolando Blackman	1,534
1987-88	Mark Aguirre	1,932
1986-87	Mark Aguirre	2,056
1985-86	Rolando Blackman	1,762
1984-85	Mark Aguirre	2,055
1983-84	Mark Aguirre	2,330
1982-83	Mark Aguirre	1,979
1981-82	Jay Vincent	1,732
1980-81	Jim Spanarkel	1,184

% Season reduced to 72 games
# Season reduced to 75 games
+ Season reducted to 66 games
^ Season reduced to 50 games

POINTS PER GAME (MIN. 50 GP OR 60% OF GAMES)

2023-24	Luka Dončić	33.9
2022-23	Luka Dončić	32.4
2021-22	Luka Dončić	28.4
2020-21%	Luka Dončić	27.7
2019-20#	Luka Dončić	28.8
2018-19	Luka Dončić	21.2
2017-18	Harrison Barnes	18.9
2016-17	Harrison Barnes	19.2
2015-16	Dirk Nowitzki	18.3
2014-15	Monta Ellis	18.9
2013-14	Dirk Nowitzki	21.7
2012-13	Dirk Nowitzki	17.3
2011-12+	Dirk Nowitzki	21.6
2010-11	Dirk Nowitzki	23.0
2009-10	Dirk Nowitzki	25.0
2008-09	Dirk Nowitzki	25.9
2007-08	Dirk Nowitzki	23.6
2006-07	Dirk Nowitzki	24.6
2005-06	Dirk Nowitzki	26.6
2004-05	Dirk Nowitzki	26.1
2003-04	Dirk Nowitzki	21.8
2002-03	Dirk Nowitzki	25.1
2001-02	Dirk Nowitzki	23.4
2000-01	Dirk Nowitzki	21.8
1999-00	Michael Finley	22.6
1998-99^	Michael Finley	20.2
1997-98	Michael Finley	21.5
1996-97	Michael Finley*	16.0
1995-96	Jim Jackson	19.6
1994-95	Jim Jackson	25.7
1993-94	Jim Jackson	19.2
	Jamal Mashburn	19.2
1992-93	Derek Harper	18.2
1991-92	Rolando Blackman	18.3
1990-91	Rolando Blackman	19.9
1989-90	Rolando Blackman	19.4
1988-89	Rolando Blackman	19.7
1987-88	Mark Aguirre	25.1
1986-87	Mark Aguirre	25.7
1985-86	Mark Aguirre	22.6
1984-85	Mark Aguirre	25.7
1983-84	Mark Aguirre	29.5
1982-83	Mark Aguirre	24.4
1981-82	Jay Vincent	21.4
1980-81	Geoff Huston*	16.1

*Did not play entire season with Dallas.
% Season reduced to 72 games
# Season reduced to 75 games
+ Season reducted to 66 games
^ Season reduced to 50 games

FIELD GOALS

2023-24	Luka Dončić	804
2022-23	Luka Dončić	719
2021-22	Luka Dončić	641
2020-21%	Luka Dončić	647
2019-20#	Luka Dončić	581
2018-19	Luka Dončić	506
2017-18	Harrison Barnes	537
2016-17	Harrison Barnes	599
2015-16	Dirk Nowitzki	498
2014-15	Monta Ellis	602
2013-14	Dirk Nowitzki	633
2012-13	O.J. Mayo	461
2011-12+	Dirk Nowitzki	473
2010-11	Dirk Nowitzki	610
2009-10	Dirk Nowitzki	720
2008-09	Dirk Nowitzki	774
2007-08	Dirk Nowitzki	630
2006-07	Dirk Nowitzki	673
2005-06	Dirk Nowitzki	751
2004-05	Dirk Nowitzki	663
2003-04	Dirk Nowitzki	605
2002-03	Dirk Nowitzki	690
2001-02	Dirk Nowitzki	600
2000-01	Michael Finley	711
1999-00	Michael Finley	748
1998-99^	Michael Finley	389
1997-98	Michael Finley	675
1996-97	Michael Finley	334
1995-96	Jim Jackson	569
1994-95	Jamal Mashburn	683
1993-94	Jim Jackson	637
1992-93	Terry Davis	393
	Derek Harper	393
1991-92	Rolando Blackman	535
1990-91	Rolando Blackman	634
1989-90	Rolando Blackman	626
1988-89	Rolando Blackman	594
1987-88	Mark Aguirre	746
1986-87	Mark Aguirre	787
1985-86	Rolando Blackman	677
1984-85	Mark Aguirre	794
1983-84	Mark Aguirre	925
1982-83	Mark Aguirre	767
1981-82	Jay Vincent	719
1980-81	Tom LaGarde	417

% Season reduced to 72 games
# Season reduced to 75 games
+ Season reducted to 66 games
^ Season reduced to 50 games

FIELD GOAL ATTEMPTS

2023-24	Luka Dončić	1,652
2022-23	Luka Dončić	1,449
2021-22	Luka Dončić	1,403
2020-21%	Luka Dončić	1,351
2019-20#	Luka Dončić	1,255
2018-19	Luka Dončić	1,186
2017-18	Harrison Barnes	1,208
2016-17	Harrison Barnes	1,280
2015-16	Dirk Nowitzki	1,112
2014-15	Monta Ellis	1,354
2013-14	Monta Ellis	1,278
2012-13	O.J. Mayo	1,026
2011-12+	Dirk Nowitzki	1,034
2010-11	Dirk Nowitzki	1,179
2009-10	Dirk Nowitzki	1,496
2008-09	Dirk Nowitzki	1,616
2007-08	Dirk Nowitzki	1,314
2006-07	Dirk Nowitzki	1,341
2005-06	Dirk Nowitzki	1,564
2004-05	Dirk Nowitzki	1,445
2003-04	Dirk Nowitzki	1,310
2002-03	Dirk Nowitzki	1,489
2001-02	Dirk Nowitzki	1,258
2000-01	Michael Finley	1,552
1999-00	Michael Finley	1,636
1998-99^	Michael Finley	876
1997-98	Michael Finley	1,505
1996-97	Michael Finley	774
1995-96	Jim Jackson	1,308
1994-95	Jamal Mashburn	1,566
1993-94	Jim Jackson	1,432
1992-93	Derek Harper	939
1991-92	Rolando Blackman	1,161
1990-91	Rolando Blackman	1,316

1989-90	Rolando Blackman	1,256
1988-89	Rolando Blackman	1,249
1987-88	Mark Aguirre	1,571
1986-87	Mark Aguirre	1,590
1985-86	Mark Aguirre	1,327
1984-85	Mark Aguirre	1,569
1983-84	Mark Aguirre	1,765
1982-83	Mark Aguirre	1,589
1981-82	Jay Vincent	1,448
1980-81	Tom LaGarde	888

% Season reduced to 72 games
# Season reduced to 75 games
+ Season reducted to 66 games
^ Season reduced to 50 games

FIELD GOAL PERCENTAGE (MIN. 200 FGA)

2023-24	Dereck Lively II	221-296 (.747)
2022-23	Dwight Powell	197-269 (.732)
2021-22	Dwight Powell	269-401 (.671)
2020-21%	Jalen Brunson	328-627 (.523)
2019-20#	Dwight Powell	146-229 (.638)
2018-19	DeAndre Jordan*	208-323 (.644)
2017-18	Dwight Powell	255-430 (.593)
2016-17	Dwight Powell	194-377 (.515)
2015-16	Dwight Powell	146-296 (.493)
2014-15	Tyson Chandler	293-440 (.666)
2013-14	Brandan Wright	224-331 (.677)
2012-13	Brandan Wright	241-404 (.597)
2011-12+	Brandan Wright	144-233 (.618)
2010-11	Tyson Chandler	266-407 (.654)
2009-10	Erick Dampier	133-213 (.624)
2008-09	Erick Dampier	182-280 (.650)
2007-08	Erick Dampier	178-277 (.643)
2006-07	Erick Dampier	209-334 (.626)
2005-06	Erick Dampier	171-347 (.493)
2004-05	Erick Dampier	202-367 (.550)
2003-04	Antawn Jamison	488-913 (.535)
2002-03	Shawn Bradley	201-375 (.536)
2001-02	Eduardo Najera	150-300 (.500)
2000-01	Christian Laettner*	165-323 (.511)
1999-00	Shawn Bradley	266-555 (.479)
1998-99^	Shawn Bradley	167-348 (.480)
1997-98	Samaki Walker	156-321 (.486)
1996-97	Chris Gatling*	309-580 (.533)
1995-96	Lucious Harris	183-397 (.461)
1994-95	Roy Tarpley	292-610 (.479)
1993-94	Sean Rooks	193-393 (.491)
1992-93	Sean Rooks	368-747 (.493)
1991-92	Donald Hodge	163-328 (.497)
1990-91	James Donaldson	327-615 (.532)
1989-90	James Donaldson	258-479 (.539)
1988-89	James Donaldson	193-337 (.573)
1987-88	James Donaldson	212-380 (.558)
1986-87	James Donaldson	311-531 (.586)
1985-86	James Donaldson	213-375 (.568)
1984-85	Derek Harper	329-633 (.520)
1983-84	Rolando Blackman	721-1320 (.546)
1982-83	Brad Davis	359-628 (.572)
1981-82	Brad Davis	397-771 (.515)
1980-81	Brad Davis*	230-410 (.561)

*Did not play entire season with Dallas.
% Season reduced to 72 games
# Season reduced to 75 games
+ Season reducted to 66 games
^ Season reduced to 50 games

3-POINT FIELD GOALS

2023-24	Luka Dončić	284
2022-23	Tim Hardaway Jr.	212
2021-22	Luka Dončić	201
2020-21%	Tim Hardaway Jr.	207
2019-20#	Tim Hardaway Jr.	204
2018-19	Luka Dončić	168
2017-18	Wesley Matthews	153
2016-17	Wesley Matthews	174
2015-16	Wesley Matthews	189
2014-15	Chandler Parsons	132
2013-14	Jose Calderon	191
2012-13	Vince Carter	162
2011-12+	Jason Terry	138
2010-11	Jason Kidd	133
2009-10	Jason Kidd	176
2008-09	Jason Terry	167
2007-08	Jason Terry	136
2006-07	Jason Terry	162
2005-06	Jason Terry	171
2004-05	Michael Finley	116
2003-04	Michael Finley	150
2002-03	Dirk Nowitzki	148
2001-02	Steve Nash	156
2000-01	Dirk Nowitzki	151
1999-00	Dirk Nowitzki	116
1998-99^	Hubert Davis	65
1997-98	Hubert Davis	101
1996-97	Michael Finley	87
1995-96	George McCloud	257
1994-95	Jamal Mashburn	113
1993-94	Jamal Mashburn	85
1992-93	Derek Harper	101
1991-92	Rolando Blackman	65
1990-91	Derek Harper	89
1989-90	Derek Harper	89
1988-89	Derek Harper	99
1987-88	Derek Harper	60
1986-87	Derek Harper	76
1985-86	Dale Ellis	63
1984-85	Brad Davis	47
1983-84	Mark Aguirre	15
1982-83	Mark Aguirre	16
1981-82	Mark Aguirre	25
1980-81	Stan Pietkiewicz	19

% Season reduced to 72 games
# Season reduced to 75 games
+ Season reducted to 66 games
^ Season reduced to 50 games

3-POINT FIELD GOAL ATTEMPTS

2023-24	Luka Dončić	744
2022-23	Tim Hardaway Jr.	550
2021-22	Luka Dončić	569
2020-21%	Luka Dončić	548
2019-20#	Luka Dončić	541
2018-19	Luka Dončić	514
2017-18	Wesley Matthews	402
2016-17	Wesley Matthews	479
2015-16	Wesley Matthews	525
2014-15	Chandler Parsons	347
2013-14	Jose Calderon	425
2012-13	Vince Carter	399
2011-12+	Jason Terry	365
2010-11	Jason Kidd	391
2009-10	Jason Kidd	414
2008-09	Jason Terry	456
2007-08	Jason Terry	363
2006-07	Jason Terry	370

2005-06	Jason Terry	416
2004-05	Michael Finley	285
2003-04	Michael Finley	370
2002-03	Dirk Nowitzki	390
2001-02	Dirk Nowitzki	350
2000-01	Dirk Nowitzki	390
1999-00	Dirk Nowitzki	306
1998-99^	Hubert Davis	144
1997-98	Dennis Scott*	273
1996-97	Michael Finley	225
1995-96	George McCloud	678
1994-95	Jamal Mashburn	344
1993-94	Jamal Mashburn	299
1992-93	Derek Harper	257
1991-92	Derek Harper	186
1990-91	Derek Harper	246
1989-90	Derek Harper	240
1988-89	Derek Harper	278
1987-88	Derek Harper	192
1986-87	Derek Harper	212
1985-86	Dale Ellis	173
1984-85	Brad Davis	115
1983-84	Mark Aguirre	56
1982-83	Mark Aguirre	76
1981-82	Mark Aguirre	71
1980-81	Stan Pietkiewicz	48

*Did not play entire season with Dallas.
% Season reduced to 72 games
# Season reduced to 75 games
+ Season reducted to 66 games
^ Season reduced to 50 games

3-POINT FIELD GOAL PERCENTAGE (MIN. 50 3FGA)

2023-24	Dante Exum	53-108 (.491)
2022-23	Spencer Dinwiddie*	138-341 (.405)
2021-22	Spencer Dinwiddie	42-104 (.404)
2020-21%	Maxi Kleber	87-212 (.410)
2019-20#	Seth Curry	145-321 (.452)
2018-19	Ryan Broekhoff	38-93 (.409)
2017-18	Doug McDermott*	39-79 (.494)
2016-17	Seth Curry	137-322 (.425)
2015-16	Chandler Parsons	104-251 (.414)
2014-15	Richard Jefferson	66-155 (.426)
2013-14	Jose Calderon	191-425 (.449)
2012-13	Dirk Nowitzki	65-157 (.414)
2011-12+	Jason Terry	138-365 (.378)
2010-11	Brian Cardinal	42-87 (.483)
2009-10	Jason Kidd	176-414 (.425)
2008-09	Jason Kidd	131-323 (.406)
2007-08	Jason Kidd	35-76 (.461)
2006-07	Jason Terry	162-370 (.438)
2005-06	Josh Howard	27-63 (.429)
2004-05	Jason Terry	103-245 (.420)
2003-04	Michael Finley	150-370 (.405)
	Steve Nash	104-257 (.405)
2002-03	Steve Nash	111-269 (.413)
2001-02	Steve Nash	156-343 (.455)
2000-01	Steve Nash	89-219 (.406)
1999-00	Steve Nash	60-149 (.403)
1998-99^	Hubert Davis	65-144 (.451)
1997-98	Hubert Davis	101-230 (.439)
1996-97	Michael Finley	87-225 (.387)
1995-96	George McCloud	257-678 (.379)
1994-95	Lucious Harris	55-142 (.387)
1993-94	Tim Legler	52-139 (.374)
1992-93	Derek Harper	101-257 (.393)
1991-92	Mike Iuzzolino	59-136 (.434)
1990-91	Derek Harper	89-246 (.362)
1989-90	Derek Harper	89-240 (.371)
1988-89	Derek Harper	99-278 (.356)
1987-88	Derek Harper	60-192 (.313)
1986-87	Derek Harper	76-212 (.358)
1985-86	Dale Ellis	63-173 (.364)
1984-85	Brad Davis	47-115 (.409)
1983-84	Mark Aguirre	15-56 (.268)
1982-83	Mark Aguirre	16-76 (.211)
1981-82	Mark Aguirre	25-71 (.352)
1980-81	Stan Pietkiewicz	19-48 (.396)$

*Did not play entire season with Dallas.
$ 48 3FGA was a team-high in 1980-81
% Season reduced to 72 games
# Season reduced to 75 games
+ Season reducted to 66 games
^ Season reduced to 50 games

FREE THROWS

2023-24	Luka Dončić	478
2022-23	Luka Dončić	515
2021-22	Luka Dončić	364
2020-21%	Luka Dončić	344
2019-20#	Luka Dončić	426
2018-19	Luka Dončić	346
2017-18	Harrison Barnes	259
2016-17	Harrison Barnes	242
2015-16	Dirk Nowitzki	250
2014-15	Dirk Nowitzki	255
2013-14	Monta Ellis	339
2012-13	Darren Collison	242
2011-12+	Dirk Nowitzki	318
2010-11	Dirk Nowitzki	395
2009-10	Dirk Nowitzki	536
2008-09	Dirk Nowitzki	485
2007-08	Dirk Nowitzki	478
2006-07	Dirk Nowitzki	498
2005-06	Dirk Nowitzki	539
2004-05	Dirk Nowitzki	615
2003-04	Dirk Nowitzki	371
2002-03	Dirk Nowitzki	483
2001-02	Dirk Nowitzki	440
2000-01	Dirk Nowitzki	451
1999-00	Dirk Nowitzki	289
1998-99^	Michael Finley	186
1997-98	Michael Finley	326
1996-97	Chris Gatling*	221
1995-96	Jim Jackson	345
1994-95	Jamal Mashburn	447
1993-94	Jamal Mashburn	306
1992-93	Derek Harper	239
1991-92	Rolando Blackman	239
1990-91	Derek Harper	286
1989-90	Sam Perkins	330
1988-89	Rolando Blackman	316
1987-88	Mark Aguirre	388
1986-87	Mark Aguirre	429
1985-86	Rolando Blackman	404
1984-85	Mark Aguirre	440
1983-84	Mark Aguirre	465
1982-83	Mark Aguirre	429
1981-82	Jay Vincent	293
1980-81	Jim Spanarkel	375

*Did not play entire season with Dallas.
% Season reduced to 72 games
# Season reduced to 75 games
+ Season reducted to 66 games
^ Season reduced to 50 games

FREE THROW ATTEMPTS

2023-24	Luka Dončić	608
2022-23	Luka Dončić	694
2021-22	Luka Dončić	489
2020-21%	Luka Dončić	471
2019-20#	Luka Dončić	562
2018-19	Luka Dončić	485
2017-18	Harrison Barnes	313
2016-17	Harrison Barnes	281
2015-16	Dirk Nowitzki	280
2014-15	Monta Ellis	303
2013-14	Monta Ellis	430
2012-13	Darren Collison	275
2011-12+	Dirk Nowitzki	355
2010-11	Dirk Nowitzki	443
2009-10	Dirk Nowitzki	586
2008-09	Dirk Nowitzki	545
2007-08	Dirk Nowitzki	554
2006-07	Dirk Nowitzki	551
2005-06	Dirk Nowitzki	598
2004-05	Dirk Nowitzki	708
2003-04	Dirk Nowitzki	423
2002-03	Dirk Nowitzki	548
2001-02	Dirk Nowitzki	516
2000-01	Dirk Nowitzki	538
1999-00	Dirk Nowitzki	348
1998-99^	Gary Trent	235
1997-98	Michael Finley	416
1996-97	Chris Gatling*	313
1995-96	Jim Jackson	418
1994-95	Jamal Mashburn	605
1993-94	Jamal Mashburn	438
1992-93	Sean Rooks*	389
1991-92	Terry Davis	285
1990-91	Derek Harper	391
1989-90	Sam Perkins	424
1988-89	Rolando Blackman	370
1987-88	Mark Aguirre	504
1986-87	Mark Aguirre	557
1985-86	Rolando Blackman	483
1984-85	Mark Aguirre	580
1983-84	Mark Aguirre	621
1982-83	Mark Aguirre	589
1981-82	Jay Vincent	409
1980-81	Tom LaGarde	444

*Did not play entire season with Dallas.
% Season reduced to 72 games
# Season reduced to 75 games
+ Season reducted to 66 games
^ Season reduced to 50 games

FREE THROW PERCENTAGE (MIN. 50 FTA)

2023-24	Kyrie Irving	190-210 (.905)
2022-23	Kyrie Irving*	89-94 (.947)
2021-22	Kristaps Porzingis*	147-170 (.865)
2020-21%	Josh Richardson	99-108 (.917)
2019-20#	Maxi Kleber	79-93 (.849)
2018-19	Harrison Barnes*	165-198 (.833)
2017-18	Dirk Nowitzki	97-108 (.898)
2016-17	Yogi Ferrell	64-73 (.877)
2015-16	Dirk Nowitzki	250-280 (.893)
2014-15	Dirk Nowitzki	255-289 (.882)
2013-14	Dirk Nowitzki	338-376 (.899)
2012-13	Darren Collison	242-275 (.880)
2011-12+	Dirk Nowitzki	318-365 (.896)
2010-11	Dirk Nowitzki	395-443 (.892)
2009-10	Dirk Nowitzki	536-586 (.915)
2008-09	Dirk Nowitzki	485-545 (.890)
2007-08	Jerry Stackhouse	132-148 (.892)
2006-07	Dirk Nowitzki	498-551 (.904)
2005-06	Dirk Nowitzki	539-598 (.901)
2004-05	Dirk Nowitzki	615-708 (.869)
2003-04	Steve Nash	230-251 (.916)
2002-03	Steve Nash	308-339 (.909)
2001-02	Steve Nash	260-293 (.887)
2000-01	Steve Nash	231-258 (.895)
1999-00	Steve Nash	75-85 (.882)
1998-99^	Hubert Davis	44-50 (.880)
1997-98	Hubert Davis	97-116 (.836)
1996-97	Robert Pack	62-73 (.849)
1995-96	Jim Jackson	345-418 (.825)
1994-95	Roy Tarpley	102-122 (.836)
1993-94	Tim Legler	142-169 (.840)
1992-93	Walter Bond	129-167 (.772)
1991-92	Rolando Blackman	239-266 (.898)
1990-91	Rolando Blackman	282-326 (.865)
1989-90	Rolando Blackman	287-340 (.844)
1988-89	Rolando Blackman	316-370 (.854)
1987-88	Rolando Blackman	331-379 (.873)
1986-87	Rolando Blackman	419-474 (.884)
1985-86	Brad Davis	198-228 (.868)
1984-85	Brad Davis	158-178 (.888)
1983-84	Brad Davis	199-238 (.836)
1982-83	Brad Davis	186-220 (.845)
1981-82	Jim Spanarkel	279-327 (.853)
1980-81	Jim Spanarkel*	375-423 (.887)

*Did not play entire season with Dallas.
% Season reduced to 72 games
# Season reduced to 75 games
+ Season reducted to 66 games
^ Season reduced to 50 games

REBOUNDS

2023-24	Luka Dončić	647
2022-23	Luka Dončić	569
2021-22	Luka Dončić	593
2020-21%	Luka Dončić	527
2019-20#	Luka Dončić	573
2018-19	DeAndre Jordan*	686
2017-18	Harrison Barnes	468
2016-17	Harrison Barnes	394
2015-16	Zaza Pachulia	718
2014-15	Tyson Chandler	864
2013-14	Samuel Dalembert	541
2012-13	Shawn Marion	525
2011-12+	Shawn Marion	465
2010-11	Tyson Chandler	692
2009-10	Dirk Nowitzki	620
2008-09	Dirk Nowitzki	681
2007-08	Dirk Nowitzki	659
2006-07	Dirk Nowitzki	693
2005-06	Dirk Nowitzki	728
2004-05	Dirk Nowitzki	757
2003-04	Antoine Walker	684
2002-03	Dirk Nowitzki	791
2001-02	Dirk Nowitzki	755
2000-01	Dirk Nowitzki	754
1999-00	Dirk Nowitzki	532
1998-99^	Shawn Bradley	392
1997-98	A.C. Green	668
1996-97	A.C. Green	518
1995-96	Popeye Jones	737
1994-95	Popeye Jones	844
1993-94	Popeye Jones	605
1992-93	Terry Davis	701
1991-92	Terry Davis	672
1990-91	James Donaldson	727
1989-90	James Donaldson	630

1988-89	Sam Perkins	688
1987-88	Roy Tarpley	959
1986-87	James Donaldson	973
1985-86	Sam Perkins	685
1984-85	Jay Vincent	704
1983-84	Pat Cummings	658
1982-83	Pat Cummings	668
1981-92	Jay Vincent	565
1980-81	Tom LaGarde	665

*Did not play entire season with Dallas.
% Season reduced to 72 games
# Season reduced to 75 games
+ Season reducted to 66 games
^ Season reduced to 50 games

OFFENSIVE REBOUNDS

2023-24	Dereck Lively II	135
2022-23	Dwight Powell	149
2021-22	Dwight Powell	173
2020-21%	Dorian Finney-Smith	98
2019-20#	Dorian Finney-Smith	145
2018-19	DeAndre Jordan*	161
2017-18	Dwight Powell	135
2016-17	Salah Mejri	97
2015-16	Zaza Pachulia	249
2014-15	Tyson Chandler	294
2013-14	Samuel Dalembert	200
2012-13	Shawn Marion	146
2011-12+	Shawn Marion	145
2010-11	Tyson Chandler	206
2009-10	Shawn Marion	158
2008-09	Erick Dampier	216
2007-08	Erick Dampier	207
2006-07	Erick Dampier	217
2005-06	Erick Dampier	273
2004-05	Erick Dampier	183
2003-04	Antawn Jamison	233
2002-03	Shawn Bradley	151
2001-02	Eduardo Najera	149
2000-01	Shawn Bradley	160
1999-00	Cedric Ceballos	172
1998-99^	Shawn Bradley	130
1997-98	A.C. Green	219
1996-97	A.C. Green	189
1995-96	Popeye Jones	260
1994-95	Popeye Jones	329
1993-94	Popeye Jones	299
1992-93	Terry Davis	259
1991-92	Terry Davis	228
1990-91	James Donaldson	201
1989-90	Sam Perkins	209
1988-89	Sam Perkins	235
1987-88	Roy Tarpley	360
1986-87	James Donaldson	295
1985-86	Sam Perkins	195
1984-85	Sam Perkins	189
1983-84	Kurt Nimphius	182
1982-83	Pat Cummings	225
1981-82	Wayne Cooper	200
1980-81	Tom LaGarde	177

*Did not play entire season with Dallas.
% Season reduced to 72 games
# Season reduced to 75 games
+ Season reducted to 66 games
^ Season reduced to 50 games

DEFENSIVE REBOUNDS

2023-24	Luka Dončić	588
2022-23	Luka Dončić	515
2021-22	Luka Dončić	537
2020-21%	Luka Dončić	473
2019-20#	Luka Dončić	495
2018-19	DeAndre Jordan*	525
2017-18	Dirk Nowitzki	416
2016-17	Dirk Nowitzki	330
2015-16	Zaza Pachulia	469
2014-15	Tyson Chandler	570
2013-14	Dirk Nowitzki	458
2012-13	Shawn Marion	379
2011-12+	Dirk Nowitzki	373
2010-11	Tyson Chandler	485
2009-10	Dirk Nowitzki	540
2008-09	Dirk Nowitzki	593
2007-08	Dirk Nowitzki	564
2006-07	Dirk Nowitzki	571
2005-06	Dirk Nowitzki	613
2004-05	Dirk Nowitzki	661
2003-04	Dirk Nowitzki	580
2002-03	Dirk Nowitzki	710
2001-02	Dirk Nowitzki	635
2000-01	Dirk Nowitzki	635
1999-00	Dirk Nowitzki	430
1998-99^	Shawn Bradley	262
1997-98	A.C. Green	449
1996-97	A.C. Green	329
1995-96	Popeye Jones	477
1994-95	Popeye Jones	515
1993-94	Popeye Jones	306
1992-93	Terry Davis	442
1991-92	Terry Davis	444
1990-91	James Donaldson	526
1989-90	James Donaldson	475
1988-89	Sam Perkins	453
1987-88	Roy Tarpley	599
1986-87	James Donaldson	678
1985-86	James Donaldson	521
1984-85	Jay Vincent	519
1983-84	Pat Cummings	507
1982-83	Pat Cummings	443
1981-82	Jay Vincent	383
1980-81	Tom LaGarde	488

*Did not play entire season with Dallas.
% Season reduced to 72 games
# Season reduced to 75 games
+ Season reducted to 66 games
^ Season reduced to 50 games

ASSISTS

2023-24	Luka Dončić	686
2022-23	Luka Dončić	529
2021-22	Luka Dončić	568
2020-21%	Luka Dončić	567
2019-20#	Luka Dončić	538
2018-19	Luka Dončić	429
2017-18	Jose Juan Barea	434
2016-17	Deron Williams*	274
2015-16	Deron Williams	378
2014-15	Monta Ellis	329
2013-14	Monta Ellis	471
2012-13	Darren Collison	415
2011-12+	Jason Kidd	264
2010-11	Jason Kidd	655
2009-10	Jason Kidd	724
2008-09	Jason Kidd	702
2007-08	Jason Kidd	276

2006-07	Jason Terry	422
2005-06	Jason Terry	306
2004-05	Jason Terry	429
2003-04	Steve Nash	687
2002-03	Steve Nash	598
2001-02	Steve Nash	634
2000-01	Steve Nash	509
1999-00	Michael Finley	438
1998-99^	Steve Nash	219
1997-98	Michael Finley	405
1996-97	Derek Harper	321
1995-96	Jason Kidd	783
1994-95	Jason Kidd	607
1993-94	Jim Jackson	374
1992-93	Derek Harper	334
1991-92	Derek Harper	373
1990-91	Derek Harper	548
1989-90	Derek Harper	609
1988-89	Derek Harper	570
1987-88	Derek Harper	634
1986-87	Derek Harper	609
1985-86	Brad Davis	467
1984-85	Brad Davis	581
1983-84	Brad Davis	561
1982-83	Brad Davis	565
1981-82	Brad Davis	509
1980-81	Brad Davis	385

*Did not play entire season with Dallas.
% Season reduced to 72 games
# Season reduced to 75 games
+ Season reducted to 66 games
^ Season reduced to 50 games

STEALS

2023-24	Luka Dončić	99
2022-23	Luka Dončić	90
2021-22	Dorian Finney-Smith	88
2020-21%	Luka Dončić	64
2019-20#	Delon Wright	85
2018-19	Luka Dončić	77
2017-18	Wesley Matthews	76
2016-17	Seth Curry	79
2015-16	Wesley Matthews	78
2014-15	Monta Ellis	148
2013-14	Monta Ellis	141
2012-13	Darren Collison	100
2011-12+	Jason Kidd	82
2010-11	Jason Kidd	134
2009-10	Jason Kidd	145
2008-09	Jason Kidd	160
2007-08	Jason Terry	88
2006-07	Devin Harris	96
2005-06	Jason Terry	100
2004-05	Josh Howard	116
2003-04	Dirk Nowitzki	92
2002-03	Dirk Nowitzki	111
2001-02	Dirk Nowitzki	83
2000-01	Michael Finley	118
1999-00	Michael Finley	109
1998-99^	Michael Finley	66
1997-98	Michael Finley	132
1996-97	Derek Harper	92
1995-96	Jason Kidd	175
1994-95	Jason Kidd	151
1993-94	Fat Lever	159
1992-93	Derek Harper	80
1991-92	Derek Harper	101
1990-91	Derek Harper	147
1989-90	Derek Harper	187
1988-89	Derek Harper	172
1987-88	Derek Harper	168
1986-87	Derek Harper	167
1985-86	Derek Harper	153
1984-85	Derek Harper	144
1983-84	Derek Harper	95
1982-83	Brad Davis	80
	Mark Aguirre	80
1981-82	Jay Vincent	89
1980-81	Jim Spanarkel	117

% Season reduced to 72 games
# Season reduced to 75 games
+ Season reducted to 66 games
^ Season reduced to 50 games

BLOCKS

2023-24	Dereck Lively II	77
2022-23	Christian Wood	72
2021-22	Kristaps Porzingis*	59
2020-21%	Kristaps Porzingis	58
2019-20#	Kristaps Porzingis	115
2018-19	Maxi Kleber	78
2017-18	Salah Mejri	67
2016-17	Salah Mejri	61
2015-16	Dirk Nowitzki	52
2014-15	Tyson Chandler	91
2013-14	Samuel Dalembert	94
2012-13	Elton Brand	90
2011-12+	Brandan Wright	63
2010-11	Tyson Chandler	80
2009-10	Dirk Nowitzki	79
2008-09	Erick Dampier	95
2007-08	Erick Dampier	106
2006-07	DeSagana Diop	113
2005-06	DeSagana Diop	146
2004-05	Dirk Nowitzki	119
2003-04	Dirk Nowitzki	104
2002-03	Shawn Bradley	170
2001-02	Dirk Nowitzki	77
2000-01	Shawn Bradley	228
1999-00	Shawn Bradley	190
1998-99^	Shawn Bradley	159
1997-98	Shawn Bradley	214
1996-97	Shawn Bradley	88
1995-96	Lorenzo Williams	122
1994-95	Lorenzo Williams	148
1993-94	Sean Rooks	44
1992-93	Sean Rooks	81
1991-92	Herb Williams	98
1990-91	James Donaldson	93
1989-90	Herb Williams	106
1998-89	Sam Perkins	92
1987-88	James Donaldson	104
1986-87	James Donaldson	136
1985-86	James Donaldson	110
1984-85	Kurt Nimphius	126
1983-84	Kurt Nimphius	144
1982-83	Kurt Nimphius	111
1981-82	Wayne Cooper	106
1980-81	Tom LaGarde	45

*Did not play entire season with Dallas.
% Season reduced to 72 games
# Season reduced to 75 games
+ Season reducted to 66 games
^ Season reduced to 50 games

TURNOVERS

2023-24	Luka Dončić	282
2022-23	Luka Dončić	236
2021-22	Luka Dončić	292
2020-21%	Luka Dončić	281
2019-20#	Luka Dončić	260
2018-19	Luka Dončić	247
2017-18	Dennis Smith Jr.	194
2016-17	Harrison Barnes	102
	Wesley Matthews	102
2015-16	Deron Williams	150
2014-15	Monta Ellis	198
2013-14	Monta Ellis	264
2012-13	O.J. Mayo	210
2011-12+	Jason Terry	127
2010-11	Jason Kidd	179
2009-10	Jason Kidd	195
2008-09	Jason Kidd	185
2007-08	Dirk Nowitzki	160
2006-07	Dirk Nowitzki	167
2005-06	Dirk Nowitzki	156
2004-05	Dirk Nowitzki	176
2003-04	Steve Nash	209
2002-03	Steve Nash	192
2001-02	Steve Nash	229
2000-01	Steve Nash	205
1999-00	Michael Finley	196
1998-99^	Michael Finley	107
1997-98	Michael Finley	219
1996-97	Derek Harper	132
1995-96	Jason Kidd	328
1994-95	Jason Kidd	250
1993-94	Jim Jackson	334
1992-93	Terry Davis	160
	Sean Rooks	160
1991-92	Derek Harper	154
1990-91	Derek Harper	177
1989-90	Derek Harper	207
1988-89	Derek Harper	205
1987-88	Mark Aguirre	203
1986-87	Mark Aguirre	217
1985-86	Mark Aguirre	252
1984-85	Mark Aguirre	253
1983-84	Mark Aguirre	285
1982-83	Mark Aguirre	261
1981-82	Jay Vincent	194
1980-81	Tom LaGarde	206

% Season reduced to 72 games
# Season reduced to 75 games
+ Season reducted to 66 games
^ Season reduced to 50 games

FOULS

2023-24	Luka Dončić	149
2022-23	Dwight Powell	209
2021-22	Dwight Powell	220
2020-21%	Luka Dončić	152
2019-20#	Kristaps Porzingis	185
2018-19	Dwight Powell	201
2017-18	Dwight Powell	186
2016-17	Wesley Matthews	161
2015-16	Zaza Pachulia	181
2014-15	Monta Ellis	197
2013-14	Samuel Dalembert	210
2012-13	Vince Carter	226
2011-12+	Ian Mahinmi	176
2010-11	Tyson Chandler	240
2009-10	Dirk Nowitzki	208
2008-09	Erick Dampier	191
2007-08	Erick Dampier	226
2006-07	DeSagana Diop	244
2005-06	Erick Dampier	263
2004-05	Dirk Nowitzki	219
2003-04	Dirk Nowitzki	216
2002-03	Raef LaFrentz	264
2001-02	Dirk Nowitzki	222
2000-01	Shawn Bradley	256
1999-00	Shawn Bradley	260
1998-99^	Shawn Bradley	153
1997-98	Shawn Bradley	214
1996-97	Eric Montross*	150
1995-96	Popeye Jones	262
1994-95	Lorenzo Williams	306
1993-94	Doug Smith	287
1992-93	Doug Smith	280
1991-92	Doug Smith	259
1990-91	Randy White	308
1989-90	Herb Williams	243
1988-89	Sam Perkins	224
1987-88	Roy Tarpley	313
1986-87	Sam Perkins	269
1985-86	Mark Aguirre	229
1984-85	Kurt Nimphius	262
1983-84	Kurt Nimphius	283
1982-83	Pat Cummings	296
1981-82	Jay Vincent	308
1980-81	Tom LaGarde	293

*Did not play entire season with Dallas.
% Season reduced to 72 games
# Season reduced to 75 games
+ Season reducted to 66 games
^ Season reduced to 50 games

GAMES

2023-24	Tim Hardaway Jr.	79
2022-23	Reggie Bullock	78
2021-22	Dwight Powell	82
2020-21%	Tim Hardaway Jr.	70
2019-20#	Maxi Kleber	74
2018-19	Dorian Finney-Smith	81
2017-18	Yogi Ferrell	82
2016-17	Dorian Finney-Smith	81
2015-16	Raymond Felton	80
2014-15	Monta Ellis	80
2013-14	Monta Ellis	82
2012-13	O.J. Mayo	82
2011-12+	Shawn Marion	63
	Jason Terry	63
2010-11	Jason Terry	82
2009-10	Dirk Nowitzki	81
2008-09	Brandon Bass	81
	Jason Kidd	81
	Dirk Nowitzki	81
2007-08	Jason Terry	82
2006-07	Jason Terry	81
	DeSagana Diop	81
2005-06	Erick Dampier	82
2004-05	Jason Terry	80
2003-04	Antawn Jamison	82
	Antoine Walker	82
2002-03	Steve Nash	82
2001-02	Steve Nash	82
2000-01	Michael Finley	82
	Dirk Nowitzki	82
	Howard Eisley	82
	Shawn Bradley	82
1999-00	Michael Finley	82
	Dirk Nowitzki	82

1998-99^	Michael Finley	50
	A.C. Green	50
	Hubert Davis	50
1997-98	Michael Finley	82
	A.C. Green	82
	Khalid Reeves	82
1996-97	Derek Harper	75
1995-96	Jim Jackson	82
1994-95	Lorenzo Williams	82
1993-94	Jim Jackson	82
1992-93	Donald Hodge	79
1991-92	Doug Smith	76
1990-91	James Donaldson	82
1989-90	Derek Harper	82
1988-89	Derek Harper	81
1987-88	Derek Harper	82
	Detlef Schrempf	82
1986-87	James Donaldson	82
	Brad Davis	82
1985-86	Brad Davis	82
	Rolando Blackman	82
1984-85	Brad Davis	82
	Derek Harper	82
	Kurt Nimphius	82
	Sam Perkins	82
1983-84	Kurt Nimphius	82
	Derek Harper	82
1982-83	Mark Aguirre	81
	Jay Vincent	81
	Pat Cummings	81
	Kurt Nimphius	81
1981-82	Rolando Blackman	82
	Brad Davis	82
	Jim Spanarkel	82
	Allan Bristow	82
1980-81	Jim Spanarkel	82
	Tom LaGarde	82

% Season reduced to 72 games
# Season reduced to 75 games
+ Season reduced to 66 games
^ Season reduced to 50 games

STARTS

2023-24	Luka Dončić	70
2022-23	Luka Dončić	66
2021-22	Dorian Finney-Smith	80
2020-21%	Luka Dončić	66
2019-20#	Dorian Finney-Smith	68
2018-19	Luka Dončić	72
2017-18	Dirk Nowitzki	77
	Harrison Barnes	77
2016-17	Harrison Barnes	79
2015-16	Wesley Matthews	78
2014-15	Monta Ellis	80
2013-14	Monta Ellis	82
2012-13	O.J. Mayo	82
2011-12+	Shawn Marion	63
2010-11	Jason Kidd	80
2009-10	Dirk Nowitzki	80
	Jason Kidd	80
2008-09	Jason Kidd	81
	Dirk Nowitzki	81
2007-08	Dirk Nowitzki	77
2006-07	Jason Terry	80
2005-06	Dirk Nowitzki	81
2004-05	Dirk Nowitzki	78
2003-04	Antoine Walker	82
2002-03	Steve Nash	82
2001-02	Steve Nash	82
2000-01	Michael Finley	82
	Dirk Nowitzki	82
1999-00	Michael Finley	82
1998-99^	Michael Finley	50
1997-98	Michael Finley	82
1996-97	A.C. Green	54
1995-96	Jim Jackson	82
1994-95	Lorenzo Williams	81
1993-94	Jim Jackson	82
1992-93	Terry Davis	74
1991-92	Rolando Blackman	74
1990-91	James Donaldson	82
1989-90	Derek Harper	82
1988-89	Derek Harper	81
1987-88	Derek Harper	82
1986-87	James Donaldson	82
1985-86	Rolando Blackman	81
1984-85	Brad Davis	82
1983-84	Rolando Blackman	81
	Brad Davis	81
1982-83	Brad Davis	78
1981-82	Brad Davis	82
1980-81	Tom LaGarde	82

% Season reduced to 72 games
# Season reduced to 75 games
+ Season reducted to 66 games
^ Season reduced to 50 games

MINUTES

2023-24	Luka Dončić	2,624
2022-23	Luka Dončić	2,391
2021-22	Dorian Finney-Smith	2,644
2020-21%	Luka Dončić	2,262
2019-20#	Dorian Finney-Smith	2,120
2018-19	Luka Dončić	2,318
2017-18	Harrison Barnes	2,635
2016-17	Harrison Barnes	2,804
2015-16	Wesley Matthews	2,644
2014-15	Monta Ellis	2,699
2013-14	Monta Ellis	3,023
2012-13	O.J. Mayo	2,913
2011-12+	Dirk Nowitzki	2,079
2010-11	Jason Kidd	2,653
2009-10	Dirk Nowitzki	3,039
2008-09	Dirk Nowitzki	3,050
2007-08	Dirk Nowitzki	2,769
2006-07	Jason Terry	2,846
2005-06	Dirk Nowitzki	3,089
2004-05	Dirk Nowitzki	3,020
2003-04	Dirk Nowitzki	2,915
2002-03	Dirk Nowitzki	3,117
2001-02	Dirk Nowitzki	2,891
2000-01	Michael Finley	3,443
1999-00	Michael Finley	3,464
1998-99^	Michael Finley	2,051
1997-98	Michael Finley	3,394
1996-97	Derek Harper	2,210
1995-96	Jason Kidd	3,034
1994-95	Jamal Mashburn	2,980
1993-94	Jim Jackson	3,066
1992-93	Terry Davis	2,462
1991-92	Rolando Blackman	2,527
1990-91	Rolando Blackman	2,965
1989-90	Derek Harper	3,007
1988-89	Derek Harper	2,968
1987-88	Derek Harper	3,032
1986-87	James Donaldson	3,028
1985-86	Rolando Blackman	2,787
1984-85	Rolando Blackman	2,834

1983-84	Rolando Blackman	3,025
1982-83	Mark Aguirre	2,784
1981-82	Jay Vincent	2,626
1980-81	Tom LaGarde	2,670

% Season reduced to 72 games
# Season reduced to 75 games
+ Season reducted to 66 games
^ Season reduced to 50 games

SEASON HIGHS

POINTS

Luka Dončić	2,370	2023-24
Mark Aguirre	2,330	1983-84
Dirk Nowitzki	2,151	2005-06
Luka Dončić	2,138	2022-23
Dirk Nowitzki	2,094	2008-09

SCORING AVERAGE (MIN. 50 GAMES)

Luka Dončić	33.9	2023-24
Luka Dončić	32.4	2022-23
Mark Aguirre	29.5	1983-84
Luka Dončić	28.8	2019-20#
Luka Dončić	28.4	2021-22

Season reduced to 75 games

FIELD GOALS

Mark Aguirre	925	1983-84
Luka Dončić	804	2023-24
Mark Aguirre	794	1984-85
Mark Aguirre	787	1986-87
Dirk Nowitzki	774	2008-09

FIELD GOAL ATTEMPTS

Mark Aguirre	1,765	1983-84
Luka Dončić	1,652	2023-24
Michael Finley	1,636	1999-00
Dirk Nowitzki	1,616	2008-09
Mark Aguirre	1,590	1986-87

FIELD GOAL PERCENTAGE (MIN. 200 FGA)

Dereck Lively II	.747 (221-296)	2023-24
Dwight Powell	.732 (197-269)	2022-23
Brandan Wright	.677 (224-331)	2013-14
Dwight Powell	.671 (269-401)	2021-22
Tyson Chandler	.666 (293-440)	2014-15

3-POINT FIELD GOALS

Luka Dončić	284	2023-24
George McCloud	257	1995-96
Tim Hardaway Jr.	212	2022-23
Tim Hardaway Jr.	211	2023-24
Tim Hardaway Jr.	207	2020-21%

% Season reduced to 72 games

3-POINT FIELD GOAL ATTEMPTS

Luka Dončić	744	2023-24
George McCloud	678	1995-96
Tim Hardaway Jr.	597	2023-24
Luka Dončić	569	2021-22
Tim Hardaway Jr.	550	2022-23

3-POINT FIELD GOAL PERCENTAGE (MIN. 50 3FGA)

Doug McDermott	.494 (39-79)	2017-18
Dante Exum	.491 (53-108)	2023-24
Hubert Davis	.491 (82-167)	1999-00
Brian Cardinal	.483 (42-87)	2010-11
Detlef Schrempf	.478 (33-69)	1986-87

FREE THROWS

Dirk Nowitzki	615	2004-05
Dirk Nowitzki	539	2005-06
Dirk Nowitzki	536	2009-10
Luka Dončić	515	2022-23
Dirk Nowitzki	498	2006-07

FREE THROW ATTEMPTS

Dirk Nowitzki	708	2004-05
Luka Dončić	694	2022-23
Mark Aguirre	621	1983-84
Luka Dončić	608	2023-24
Jamal Mashburn	605	1994-95

FREE THROW PERCENTAGE (MIN. 50 FTA)

Kyrie Irving	.947 (89-94)	2022-23
Shawn Bradley	.922 (59-64)	2001-02
Josh Richardson%	.917 (99-108)	2020-21
Steve Nash	.916 (230-251)	2003-04
Dirk Nowitzki	.915 (536-586)	2009-10

% Season reduced to 72 games

REBOUNDS

James Donaldson	973	1986-87
Roy Tarpley	959	1987-88
Tyson Chandler	864	2014-15
Popeye Jones	844	1994-95
Dirk Nowitzki	791	2002-03

REBOUNDING AVERAGE (MIN. 50 GAMES)

DeAndre Jordan	13.7	2018-19
James Donaldson	11.9	1986-87
Roy Tarpley	11.8	1987-88
Tyson Chandler	11.5	2014-15
Popeye Jones	10.8	1995-96
James Donaldson	10.8	1988-89

OFFENSIVE REBOUNDS

Roy Tarpley	360	1987-88
Popeye Jones	329	1994-95
Popeye Jones	299	1993-94
James Donaldson	295	1986-87
Tyson Chandler	294	2014-15

DEFENSIVE REBOUNDS

Dirk Nowitzki	710	2002-03
James Donaldson	678	1986-87
Dirk Nowitzki	661	2004-05
Dirk Nowitzki	635	2001-02
Dirk Nowitzki	635	2000-01

ASSISTS

Jason Kidd	783	1995-96
Jason Kidd	724	2009-10
Jason Kidd	702	2008-09
Steve Nash	687	2003-04
Luka Dončić	686	2023-24

ASSISTS AVERAGE (MIN. 50 GAMES)

Luka Dončić	9.8	2023-24
Jason Kidd	9.7	1995-96
Jason Kidd	9.1	2009-10
Luka Dončić	8.8	2019-20#
Steve Nash	8.8	2003-04

Season reduced to 75 games

STEALS

Derek Harper	187	1989-90
Jason Kidd	175	1995-96
Derek Harper	172	1988-89
Derek Harper	168	1987-88
Derek Harper	167	1986-87

BLOCKS

Shawn Bradley	228	2000-01
Shawn Bradley	214	1997-98
Shawn Bradley	190	1999-00
Shawn Bradley	170	2002-03
Shawn Bradley	159	1998-99^

^Season reduced to 50 games

TURNOVERS

Jim Jackson	334	1993-94
Jason Kidd	328	1995-96
Luka Dončić	292	2021-22
Mark Aguirre	285	1983-84
Luka Dončić	282	2023-24

FOULS

Roy Tarpley	313	1987-88
Randy White	308	1990-91
Jay Vincent	308	1981-82
Lorenzo Williams	306	1994-95
Jay Vincent	295	1982-83

DISQUALIFICATIONS

Doug Smith	12	1992-93
Kurt Nimphius	11	1982-83
Wayne Cooper	10	1981-82
Pat Cummings	9	1982-83
Lorenzo Williams	9	1995-96
Shawn Bradley	9	1997-98

MINUTES

Michael Finley	3,469	1999-00
Michael Finley	3,443	2000-01
Michael Finley	3,401	1997-98
Dirk Nowitzki	3,125	2000-01
Dirk Nowitzki	3,121	2002-03

MAVS LISTS

ATTENDANCE SUMMARY

Reunion Arena

Year	Total Home Attendance	Avg. Home Attendance	Arena Capacity	Pct. Capacity	NBA Ranking	Sellouts	10,000+	Avg. Road Attendance
1980-81	319,347	7,789	17,772	43.8	18th	1	7	8,912
1981-82	390,292	9,519	17,134	55.6	15th	3	12	9,082
1982-83	487,158	11,882	17,134	69.3	9th	6	28	8,252
1983-84	583,134	14,223	17,007	83.6	5th	11	40	9,592
1984-85	684,466	16,694	17,007	98.2	2nd	24	41	9,660
1985-86	693,052	16,904	17,007	99.4	2nd	31	41	10,938
1986-87	696,333	16,984	17,007	99.9	2nd	38	41	12,429
1987-88	695,592	16,966	17,007	99.8	4th	37	41	12,775
1988-89	695,056	16,953	17,007	99.7	8th	35	41	14,400
1989-90	691,570	16,868	17,007	99.2	8th	32	41	14,706
1990-91	683,927	16,681	17,007	98.1	7th	24	41	14,498
1991-92	649,741	15,847	17,502	90.5	11th	6	41	14,786
1992-93	554,724	13,530	17,502	77.3	21st	4	41	15,095
1993-94	526,414	12,839	17,502	73.4	25th	3	41	15,572
1994-95	678,433	16,547	17,502	94.5	13th	27	41	16,953
1995-96	684,138	16,686	17,502	95.3	17th	19	41	17,199
1996-97	619,178	15,102	18,042	83.7	25th	6	41	12,697
1997-98	541,545	13,208	18,042	73.2	26th	5	36	15,792
1998-99*	362,837	14,513	18,121	80.2	25th	3	25	16,313
1999-00	606,177	14,785	18,187	81.3	23rd	6	41	15,843
2000-01	680,138	16,589	18,187	91.2	13th	20	41	15,762

AAC

Year	Total Home Attendance	Avg. Home Attedance	Arena Capacity	Pct. Capacity	NBA Ranking	Sellouts	20,000+	Avg. Road Attendance
2001-02	802,783	19,580	19,200	101.9	6th	34	22	17,049
2002-03	816,429	19,913	19,200	103.7	3rd	41	16	17,618
2003-04	825,594	20,136	19,200	104.9	2nd	41	27	17,453
2004-05	822,533	20,062	19,200	104.5	3rd	41	24	17,259
2005-06	824,693	20,114	19,200	104.8	3rd	41	29	17,592
2006-07	814,009	20,350	19,200	106	4th	41	39	17,821
2007-08	831,738	20,286	19,200	105.7	4th	41	39	17,716
2008-09	821,723	20,042	19,200	104.4	4th	41	22	17,102
2009-10	819,770	19,994	19,200	104.1	4th	41	18	17,129
2010-11	824,162	20,102	19,200	104.7	4th	41	27	16,657
2011-12*	671,050	20,335	19,200	105.9	3rd	33	31	17,712
2012-13	821,490	20,036	19,200	104.4	2nd	41	21	17,613
2013-14	817,982	19,951	19,200	103.9	2nd	41	19	17,268

2014-15	827,702	20,188	19,200	105.1	3rd	41	31	17,653
2015-16	825,901	20,144	19,200	104.9	3rd	41	31	17,727
2016-17	811,366	19,789	19,200	103.1	4th	41	14	17,519
2017-18	811,453	19,792	19,200	103.1	5th	41	14	17,374
2018-19	820,569	20,014	19,200	104.2	3rd	41	24	18,073
2019-20*	682,100	17,950	19,200	104.5	2nd	34	19	18,249
2020-21**	94,849	2,635	varied	n/a	4th	n/a	0	2,471
2021-22	809,315	19,739	19,200	102.8	3rd	41	17	17,092
2022-23	827,282	20,178	19,200	105.1	3rd	41	35	18,138
2023-24	828,897	20,217	19,200	105.3	2nd	41	39	18,300

*Did not play full 82-game season

**26 home games with fans (capacity varied throughout the season); 15 away games with fans

HEAD COACHES

		REGULAR SEASON			PLAYOFFS		
Coach	Years	W	L	PCT	W	L	PCT
Rick Carlisle	2008-09 through 2020-21	555	478	.537	33	38	.465
Don Nelson$	1997-98 through 3/17/05	339	251	.575	19	24	.442
Dick Motta	1980-81 through 1986-87, 1994-95 through 1995-96	329	409	.446	11	17	.393
Avery Johnson#	3/18/05 through 2007-08	194	70	.735	23	24	.479
Jason Kidd	2021-22 through Present	140	106	.569	22	18	.550
John MacLeod*	1987-88 through 11/26/89	96	79	.549	10	7	.588
Richie Adubato+	1989-90 through 1/13/93	94	170	.356	0	3	.000
Jim Cleamons	1996-97 through 12/4/97	28	70	.286	0	0	n/a
Quinn Buckner	1993-94	13	69	.159	0	0	n/a
Gar Heard¢	1992-93	9	44	.170	0	0	n/a

$ - Nelson took over for Cleamons 16 games into the 1997-98 season.

* - MacLeod was dismissed 11 games into the 1989-90 season.

+ - Adubato took over for MacLeod 11 games into the 1989-90 season, and was dismissed 29 games into the 1992-93 season.

¢ - Heard took over for Adubato 29 games into the 1992-93 season.

- Johnson took over for Nelson 64 games into the 2004-05 season.

ASSISTANT COACHES

Coach	Years
Richie Adubato	1986-87 – 1989-90
Sonny Allen	1997-98
Darrell Armstrong	2008-09 – Present
Greg Ballard	1993-94
Rolando Blackman	2000 – 2005-06
Butch Beard	1996-97 – 1997-98
Jenny Boucek	2019-20 - 2020-21
Josh Broghamer	2023-24 - Present
Tony Brown	2011-12 – 2013-14
Kaleb Canales	2013-14 – 2017-18
Dwane Casey	2008-09 – 2010-11
Quinton Crawford	2022-23
Brad Davis	1992-93, 94-95 – 95-96, 99-00 – Present
Jared Dudley	2020-21 – Present
Ron Ekker	1997-98
Mario Elie	2007-08 – 2008-09
Zach Guthrie	2020-21
Del Harris	2000 – 2006-07
Gar Heard	1987-88 – 1992-93 and 1999-00
Eric Hughes	2023-24 - Present
Melvin Hunt	2015-16 – 2017-18
Alex Jensen	2023-24 - Present
Avery Johnson	2004-05
Popeye Jones	2006-07 – 2009-10
Igor Kokoskov	2021-22
Monte Mathis	2009-10 – 2014-15
Marko Milic	2022-23– Present
Sidney Moncrief	1999-00 – 2002-03
Jamahl Mosley	2014-15 – 2020-21
Kip Motta	1994-95 – 1995-96
Donn Nelson	1997-98 – 2003-04
Tom Newell	1993-94
Jack Nolan	1996-97
Jim O'Brien	2012-13
Charlie Parker	1996-97 – 2004-05
Peter Patton	2021-22– 2022-23
Joe Prunty	2005-06 – 2007-08
Clifford Ray	1992-93
Larry Riley	2002-03 – 2005-06
Scott Roth	1997-98 – 1999-00
Bob Salmi	1996-97 – 1997-98
God Shammgod	2021-22– Present
Stephen Silas	2018-19 - 2019-20
Greg St. Jean	2021-22– 2022-23
Tom Sterner	2008-09 – 2009-10
Terry Stotts	2008-09 – 2011-12
Larry Shyatt	2016-17 – 2018-19
Sean Sweeney	2021-22– Present
Kurt Thomas	1997-98
Kristi Toliver	2021-22– 2022-23
Lanny Van Eman	1996-97
Kiki Vandeweghe	1999-01
Keith Veney	2023-24 - Present
Sam Vincent	2006-07
Mike Weinar	2017-18 – 2020-21
Bob Weiss	1980-81 – 1985-86
Paul Westphal	2007-08
Randy Wittman	1993-94
Bob Zuffelato	1990-91 – 1992-93

FINAL RECORDS AND STANDINGS

Year	Head Coach	Record	Division, GB	West	Home	Road	Playoffs	Home Attend.
1980-81	Dick Motta	15-67	6th, 37	12th	11-30	4-37	—	7,789
1981-82	Dick Motta	28-54	5th, 20	10th	16-25	12-29	—	9,519
1982-83	Dick Motta	38-44	4th, 15	8th	23-18	15-26	—	11,882
1983-84	Dick Motta	43-39	2nd, 2	4th	31-10	12-29	4-6	14,223
1984-85	Dick Motta	44-38	3rd, 8	4th	24-17	20-21	1-3	16,694
1985-86	Dick Motta	44-38	3rd, 7	4th	26-15	18-23	5-5	16,904
1986-87	Dick Motta	55-27	1st, –	2nd	35-6	20-21	1-3	16,984
1987-88	John MacLeod	53-29	2nd, 1	3rd	33-8	20-21	10-7	16,966
1988-89	John MacLeod	38-44	4th,13	9th	24-17	14-27	—	16,953
1989-90	John MacLeod	5-6						
	Richie Adubato	42-29	3rd, 9	6th	30-11	17-24	0-3	16,868
1990-91	Richie Adubato	28-54	6th, 27	12th	20-21	8-33	—	16,681
1991-92	Richie Adubato	22-60	5th, 33	12th	15-26	7-34	—	15,847
1992-93	Richie Adubato	2-27						
	Gar Heard	9-44	6th, 44	13th	7-34	4-37	—	13,530
1993-94	Quinn Buckner	13-69	6th, 45	13th	6-35	7-34	—	12,839
1994-95	Dick Motta	36-46	5th, 26	10th	19-22	17-24	—	16,547
1995-96	Dick Motta	26-56	T5th, 33	T13th	16-25	10-31	—	16,686
1996-97	Jim Cleamons	24-58	4th, 40	11th	14-27	10-31	—	15,102
1997-98	Jim Cleamons	4-12						
	Don Nelson	16-50	5th, 42	10th	13-28	7-34	—	13,208
1998-99*	Don Nelson	19-31	5th, 18	11th	15-10	4-21	—	14,513
1999-00	Don Nelson	40-42	4th, 15	9th	22-19	18-23	—	14,785
2000-01	Don Nelson	53-29	T2nd, 5	T4th	28-13	25-16	4-6	16,589
2001-02	Don Nelson	57-25	2nd, 1	4th	30-11	27-14	4-4	19,580
2002-03	Don Nelson	60-22	1st, –	2nd	33-8	27-14	10-10	19,913
2003-04	Don Nelson	52-30	3rd, 6	5th	36-5	16-25	1-4	20,136
2004-05	Don Nelson	42-22	2nd, 1	3rd	29-12	29-12	6-7	20,062
	Avery Johnson	16-2						
2005-06	Avery Johnson	60-22	2nd, 3	2nd	34-7	26-15	14-9	20,114
2006-07	Avery Johnson	67-15	1st, –	1st	36-5	31-10	2-4	20,350
2007-08	Avery Johnson	51-31	4th, 5	7th	34-7	17-24	1-4	20,286
2008-09	Rick Carlisle	50-32	3rd, 4	6th	32-9	18-23	3-1	20,042
2009-10	Rick Carlisle	55-27	1st, –	2nd	28-13	27-14	5-5	19,994
2010-11	Rick Carlisle	57-25	2nd, 4	3rd	29-12	28-13	16-5	20,102
2011-12*	Rick Carlisle	36-30	3rd, 14	7th	23-10	13-20	0-4	20,335
2012-13	Rick Carlisle	41-41	4th, 17	10th	24-17	17-24	—	20,036
2013-14	Rick Carlisle	49-33	4th, 13	8th	26-15	23-18	3-4	19,951
2014-15	Rick Carlisle	50-32	4th, 6	7th	27-14	23-18	1-4	20,188

2015-16	Rick Carlisle	42-40	2nd, 25	6th	23-18	19-22	1-4	20,144
2016-17	Rick Carlisle	33-49	5th, 28	11th	21-20	12-29	1-4	19,789
2017-18	Rick Carlisle	24-58	4th, 41	13th	15-26	9-32	—	19,791
2018-19	Rick Carlisle	33-49	T3rd, 20	T12th	24-17	9-32	—	20,014
2019-20*	Rick Carlisle	43-32	2nd, 2.5	7th	20-18	23-14	2-4	17,950
2020-21**	Rick Carlisle	42-30	1st, -	5th	21-15	21-15	3-4	3,648
2021-22	Jason Kidd	52-30	2nd, 4	4th	29-12	23-18	9-9	19,739
2022-23	Jason Kidd	38-44	3rd, 13	11th	23-18	15-26	—	20,178
2023-24	Jason Kidd	50-32	1st, -	5th	25-16	25-16	13-9	20,217

*Did not play full 82 game season
**Did not play full 82 game season; limited venue capacity (26 games w/ fans)

2012-13	1-1	6-8	5-10	7-8	6-5	11-5	5-4	—	—	—
2013-14	1-0	9-8	8-5	9-8	9-3	8-6	5-3	—	—	—
2014-15	1-1	12-4	10-5	9-7	7-5	6-7	5-3	—	—	—
2015-16	1-1	9-7	9-6	9-9	4-6	5-10	5-2	—	—	—
2016-17	0-3	3-11	7-10	8-6	6-5	7-9	2-5	—	—	—
2017-18	1-7	4-10	8-8	3-11	3-7	4-10	1-5	—	—	—
2018-19	2-6	8-4	7-9	6-9	4-6	3-12	3-3	—	—	—
2019-20*	3-1	9-5	9-6	8-7	7-5	4-3	—	—	0-1	3-4
2020-21**	—	—	1-3	7-9	8-4	9-5	10-6	7-2	—	—
2021-22	4-2	6-7	7-9	12-4	7-3	12-4	4-1	—	—	—
2022-23	3-3	7-7	11-6	6-9	5-6	5-9	1-4	—	—	—
2023-24	3-0	8-6	8-8	7-8	8-3	11-4	5-3	—	—	—
TOTALS	**38-44**	**298-275**	**298-303**	**327-323**	**294-252**	**325-350**	**206-189**	**8-4**	**0-1**	**3-4**

*Did not play full 82 game season
**Did not play full 82 game season

RECORD BY MONTH

	Oct.	Nov.	Dec.	Jan.	Feb.	March	April	May	July	Aug.
1980-81	2-10	1-12	2-14	3-9	1-13	6-9	—	—	—	—
1981-82	1-1	1-12	5-9	6-7	6-8	5-12	4-5	—	—	—
1982-83	1-1	6-6	5-9	9-7	7-6	8-9	2-6	—	—	—
1983-84	1-1	10-3	5-10	9-5	7-9	7-7	4-4	—	—	—
1984-85	1-1	8-8	6-6	9-7	8-4	9-8	3-4	—	—	—
1985-86	1-1	8-6	5-8	9-6	6-8	11-5	4-4	—	—	—
1986-87	1-0	9-5	9-4	9-6	9-5	12-4	6-3	—	—	—
1987-88	0-0	7-5	10-3	11-4	10-5	8-6	7-6	—	—	—
1988-89	0-0	9-4	8-5	4-11	8-5	3-14	6-5	—	—	—
1989-90	0-0	6-7	9-6	9-7	7-5	9-5	7-5	—	—	—
1990-91	0-0	6-6	4-10	5-10	6-7	4-12	3-9	—	—	—
1991-92	0-0	7-8	5-9	1-13	4-9	1-15	4-6	—	—	—
1992-93	0-0	1-9	1-13	1-14	1-12	3-14	4-9	—	—	—
1993-94	0-0	1-12	1-12	1-16	5-8	0-13	5-8	—	—	—
1994-95	0-0	7-4	6-8	3-13	5-7	10-6	5-8	—	—	—
1995-96	0-0	5-8	3-11	6-8	5-9	3-14	4-6	—	—	—
1996-97	0-0	4-10	6-7	4-11	5-7	3-14	2-9	—	—	—
1997-98	1-0	3-11	1-14	3-11	3-10	8-8	1-8	—	—	—
1998-99*	0-0	0-0	0-0	0-0	5-10	5-12	8-7	1-2	—	—
1999-00	0-0	5-11	4-10	8-5	7-6	7-9	9-1	—	—	—
2000-01	1-0	9-6	10-6	8-6	8-4	10-4	7-3	—	—	—
2001-02	1-0	9-6	11-3	12-4	7-4	11-5	6-3	—	—	—
2002-03	1-0	14-1	10-4	11-4	8-5	11-4	5-4	—	—	—
2003-04	1-1	10-5	7-6	11-6	9-2	8-8	6-2	—	—	—
2004-05	0-0	10-6	9-4	9-4	10-3	10-6	10-1	—	—	—
2005-06	0-0	10-4	12-4	13-2	10-1	9-8	6-3	—	—	—
2006-07	0-0	11-4	13-3	14-2	10-0	13-2	6-4	—	—	—
2007-08	1-0	10-5	9-6	11-3	8-6	7-8	5-3	—	—	—
2008-09	0-1	8-7	11-4	8-7	8-4	9-7	6-2	—	—	—
2009-10	2-1	11-4	9-5	8-7	9-4	11-4	5-2	—	—	—
2010-11	2-1	11-3	8-8	11-1	10-6	10-6	4-3	—	—	—
2011-12*	0-0	0-0	1-3	13-5	7-7	9-8	6-7	—	—	—

DIVISION AND CONFERENCE RECORDS

	Atlantic	Central	Southeast	East	Mid/Southwest	Pacific	Northwest	West	Overall
1980-81	2-8	1-11	NA	3-19	5-25	7-23	NA	12-48	15-67
1981-82	4-6	5-7	NA	9-13	11-19	8-22	NA	19-41	28-54
1982-83	0-10	6-6	6-16	15-15	17-13	17-13	NA	32-28	38-44
1983-84	2-8	5-7	NA	7-15	19-11	17-13	NA	36-24	43-39
1984-85	5-5	6-6	NA	11-11	14-16	19-11	NA	33-27	44-38
1985-86	5-5	6-6	NA	11-11	16-14	17-13	NA	33-27	44-38
1986-87	7-3	6-6	NA	13-9	19-11	23-7	NA	42-18	55-27
1987-88	4-6	8-4	NA	12-10	20-10	21-9	NA	41-19	53-29
1988-89	6-6	2-10	NA	8-16	19-11	11-17	NA	30-28	38-44
1989-90	8-5	10-3	NA	18-8	17-11	12-16	NA	29-27	47-35
1990-91	7-5	4-10	NA	11-15	7-21	10-18	NA	17-39	28-54
1991-92	3-11	4-10	NA	7-21	11-15	4-24	NA	15-39	22-60
1992-93	3-11	3-11	NA	6-22	3-23	2-26	NA	5-49	11-71
1993-94	1-13	2-12	NA	3-25	7-19	3-25	NA	10-44	13-69
1994-95	5-9	8-6	NA	13-15	11-15	12-16	NA	23-31	36-46
1995-96	4-10	3-13	NA	7-23	10-14	9-19	NA	19-33	26-56
1996-97	6-8	2-14	NA	8-22	9-15	7-21	NA	16-36	24-58
1997-98	3-11	4-12	NA	7-23	9-15	4-24	NA	13-39	20-62
1998-99*	1-2	2-1	NA	3-3	8-12	8-16	NA	16-28	19-31
1999-00	3-11	9-7	NA	12-18	12-12	16-12	NA	28-24	40-42
2000-01	11-3	12-4	NA	23-7	14-10	16-12	NA	30-22	53-29
2001-02	9-5	14-2	NA	23-7	16-8	18-10	NA	34-18	57-25
2002-03	13-1	13-3	NA	26-4	18-6	16-12	NA	34-18	60-22
2003-04	10-4	9-7	NA	19-11	14-10	19-9	NA	33-19	52-30
2004-05	9-1	6-4	8-2	23-7	11-5	10-8	14-4	35-17	58-24
2005-06	7-3	7-3	13-3	23-7	13-3	9-9	15-3	37-15	60-22
2006-07	10-0	8-2	9-1	27-3	14-2	11-7	15-3	40-12	67-15
2007-08	5-5	6-4	10-6	18-12	10-6	12-6	11-7	33-19	51-31
2008-09	7-3	6-4	8-2	21-9	7-9	11-7	11-7	29-23	50-32
2009-10	6-4	9-1	7-3	22-8	10-6	9-9	14-4	33-19	55-27
2010-11	9-1	4-6	9-1	22-8	8-8	15-3	12-6	35-17	57-25
2011-12*	5-2	2-3	3-3	10-8	8-5	8-9	10-8	26-22	36-30
2012-13	5-5	6-4	6-4	17-13	7-9	10-8	7-11	24-28	41-41

2013-14	5-5	9-1	6-4	20-10	9-7	10-8	10-8	29-23	49-33
2014-15	9-1	5-5	7-3	21-9	7-9	9-9	13-5	29-23	50-32
2015-16	8-2	4-6	3-7	15-15	7-9	9-9	11-7	27-25	42-40
2016-17	4-6	6-4	4-6	14-16	5-11	8-10	6-12	19-33	33-49
2017-18	2-8	4-6	4-6	10-20	5-11	4-14	5-13	14-38	24-58
2018-19	4-6	6-4	5-5	15-15	4-12	6-12	8-10	18-34	33-49
2019-20*	4-5	7-2	5-5	16-12	10-4	8-10	9-6	27-20	43-32
2020-21**	6-4	6-4	9-1	21-9	7-5	8-7	6-9	21-21	42-30
2021-22	6-4	6-4	4-6	16-14	14-2	10-8	12-6	36-16	52-30
2022-23	6-4	2-8	2-8	10-20	9-7	10-8	9-9	28-24	38-44
2023-24	6-4	3-7	10-0	19-11	11-5	10-7	10-9	31-21	50-32
TOTALS	**245-239**		**132-76**		**480-493**		**208-147**		**1,797-1,746**
		256-260		**626-580**		**483-556**		**1,171-1,176**	

*Did not play full 82 game season
**Did not play full 82 game season

2007-08	Feb. 16	35-18	16-13	23-18	28-13	51-31
2008-09	Feb. 15	31-21	19-11	24-17	26-15	50-32
2009-10	Feb. 14	32-20	23-7	27-14	28-13	55-27
2010-11	Feb. 20	40-16	17-9	27-14	30-11	57-25
2011-12*	Feb. 26	21-13	15-17	21-12 (1st 33)	16-18 (last 33)	36-30
2012-13	Feb. 17	23-29	18-12	17-24	24-17	41-41
2013-14	Feb. 16	32-22	17-11	24-17	25-16	49-33
2014-15	Feb. 15	36-19	14-13	28-13	22-19	50-32
2015-16	Feb. 14	29-26	13-14	23-18	19-22	42-40
2016-17	Feb. 19	22-34	11-15	14-27	19-22	33-49
2017-18	Feb. 18	18-40	6-18	13-28	44165	24-58
2018-19	Feb. 17	26-31	7-18	19-22	14-17	33-49
2019-20*	Feb. 16	32-22	10-10	26-15	17-17 (last 34)	43-32
2020-21**	March 7	18-16	24-14	22-19	20-11 (last 31)	42-30
2021-22	Feb. 20	35-24	17-6	22-19	30-11	52-30
2022-23	Feb. 19	31-29	7-15	23-18	15-26	38-44
2023-24	Feb. 18	32-23	18-9	24-17	26-15	50-32

*Did not play full 82 game season
**Did not play full 82 game season

ALL-STAR BREAK - HALFWAY-POINT

Year	Date of A-S Game	Record Before	Record After	First 41 Games	Last 41 Games	Overall
1980-81	Feb. 1	8-45	7-22	5-36	10-31	15-67
1981-82	Jan. 31	13-29	15-25	13-28	15-26	28-54
1982-83	Feb. 13	25-24	13-20	19-22	19-22	38-44
1983-84	Jan. 29	25-19	18-20	22-19	21-20	43-39
1984-85	Feb. 10	27-23	17-15	22-19	22-19	44-38
1985-86	Feb. 9	25-22	19-16	20-21	24-17	44-38
1986-87	Feb. 8	30-16	25-11	26-15	29-12	55-27
1987-88	Feb. 7	28-15	25-14	28-13	25-16	53-29
1988-89	Feb. 12	24-21	14-23	21-20	17-24	38-44
1989-90	Feb. 11	26-22	21-13	21-20	26-15	47-35
1990-91	Feb. 10	17-27	11-27	15-26	13-28	28-54
1991-92	Feb. 9	13-34	9-26	13-28	9-32	22-60
1992-93	Feb. 21	4-45	7-26	3-38	8-33	11-71
1993-94	Feb. 13	6-42	7-27	2-39	11-30	13-69
1994-95	Feb. 12	18-28	18-18	16-25	20-21	36-46
1995-96	Feb. 11	16-30	10-26	14-27	12-29	26-56
1996-97	Feb. 9	16-28	8-30	14-27	10-31	24-58
1997-98	Feb. 8	9-38	11-24	7-34	13-28	20-62
1998-99*	NA	NA	NA	8-17 (1st 25)	11-14 (last 25)	19-31
1999-00	Feb. 13	20-28	20-14	15-26	25-16	40-42
2000-01	Feb. 11	31-19	22-10	25-16	28-13	53-29
2001-02	Feb. 10	35-14	22-11	29-12	28-13	57-25
2002-03	Feb. 9	38-10	22-12	33-8	27-14	60-22
2003-04	Feb. 15	33-19	19-11	25-16	27-14	52-30
2004-05	Feb. 20	35-16	23-8	28-13	30-11	58-24
2005-06	Feb. 19	41-11	19-11	31-10	29-12	60-22
2006-07	Feb. 18	44-9	23-6	33-8	34-7	67-15

YEARLY STREAKS

Year	Longest Win Streak	Dates	Longest Losing Streak	Dates
1980-81	2	3 times	15	1/18-2/20
1981-82	4	1/20-1/26	12	11/3-11/25
1982-83	5	1/18-1/26	7	3/2-4/8
1983-84	8	11/17-12/3	5	3 times
1984-85	4	4 times	3	3 times
1985-86	6	11/19-12/3	6	2/19-2/28
1986-87	6	2 times	2	5 times
1987-88	11	2/14-3/4	4	2 times
1988-89	5	11/17-11/26	12	3/10-3/30
1989-90	7	1/19-1/31	5	1/10-1/17
1990-91	4	11/3-11/9	8	4/3-4/15
1991-92	3	11/14-11/19	15	3/1-3/26
1992-93	2	2 times	19	2/6-3/15
1993-94	2	3 times	20	11/13-12/22
1994-95	6	3/20-3/30	8	1/18-1/31
1995-96	4	11/3-11/9	11	3/7-3/25
1996-97	3	12/5-12/10	11	3/18-4/6
1997-98	3	10/31-11/4	15	12/6-1/3
1998-99	4	4/26-5/1	7	2/9-2/19
1999-00	5	4/2-4/11	6	2/29-3/9
2000-01	6	3/7-3/17	3	1/11-1/15, 4/7-4/11
2001-02	10	12/11-1/2	3	11/15-11/20, 12/5-12/10
2002-03	14	10/30-11/27	3	3 times
2003-04	9	1/12-1/27	4	12/17-12/23
2004-05	9	4/5-4/20	3	2 times
2005-06	13	1/14-2/9	3	3/28-3/31
2006-07	17	1/27-3/11	4	11/2-11/8
2007-08	7	12/29-1/12	3	3/2-3/6, 3/18-3/23
2008-09	5	11/16-11/25	5	11/7-11/14

2009-10	13	2/17-3/10	3	1/28-2/1
2010-11	12	11/20-12/11	6	1/6-1/17
2011-12	6	2/8-2/17	4	2/22-3/2
2012-13	4	2 times	5	12/21-12/30
2013-14	5	1/31-2/9	3	2/28-3/5
2014-15	6	12/26-1/5	4	1/23-1/28
2015-16	6	2 times	5	3/3-3/12
2016-17	4	2 times	8	11/9-11/23
2017-18	4	12/26-12/31	6	10/26-11/4
2018-19	4	11/10-11/17	7	3/2-3/14
2019-20	5	2 times	2	8 times
2020-21	5	3/29-4/5	6	1/23-2/1
2020-21	6	12/31-1/9	3	2 times
2022-23	7	12/21-1/2	4	2 times
2023-24	7	2 times	3	3 times

ALL-TIME RECORD STREAKS

Longest Winning Streaks

17	1/27/07 - 3/11/07
14	10/30/02 - 11/27/02
13	2/17/10 - 3/10/10
13	12/13/06 - 1/5/07
13	1/14/06 - 2/9/06
12	11/20/10 - 12/11/10
12	11/9/06 - 12/1/06
11	2/14/88 - 3/4/88
10	1/22/11 - 2/9/11
10	12/11/01 - 1/2/02
9	3/16/07 - 3/30/07
9	4/5/05 - 4/20/05
9	1/12/04 - 1/27/04
8	2/12/11 - 3/4/11
8	1/9/07 - 1/23/07
8	11/17/83 - 12/3/83
7	3/17/24-3/31/24
7	2/5/24-2/22/24
7	12/21/22 - 1/2/23
7	12/29/07 - 1/12/08
7	11/11/06 - 11/25/06
7	1/15/02 - 1/26/02
7	1/19/90 - 1/31/90
7	1/18/88 - 1/29/88

Longest Losing Streaks

20	11/13/93 - 12/22/93
19	2/6/93 - 3/15/93
16	12/28/93 - 1/27/94
15	12/6/97 - 1/3/98
15	12/18/92 - 1/16/93
15	3/1/92 - 3/26/92
15	1/18/81 - 2/20/81
12	11/17/92 - 12/12/92
12	3/10/89 -3/20/89
12	11/3/81 - 11/25/81
12	11/16/80 - 12/10/80

Longest Home Winning Streaks

23	12/9/06 - 3/6/07
16	1/3/06 - 3/3/06
12	12/29/07 - 2/29/08
12	11/2/02 - 12/17/02
11	11/6/18 - 12/12/18
11	11/14/87 - 1/13/88
11	10/29/83 - 12/3/83
10	11/1/03 - 12/2/03
10	1/19/90 - 3/2/90
9	1/19/11 - 3/4/11
9	2/18/09 - 3/25/09
9	3/17/05 - 4/19/05
9	2/3/04 - 3/8/04
9	11/26/86 - 1/2/87
8	2/17/10 - 3/10/10
8	2/17/88 - 3/4/88
8	3/14/87 - 4/18/87

Longest Home Losing Streaks

19	11/6/93 - 1/21/94
12	2/15/94 - 4/25/94
9	1/20/81 - 2/27/81
8	2/10/93 - 3/15/93
7	11/8/97 - 11/25/97
7	1/14/95 - 2/3/95
7	11/21/92 - 12/12/92
7	11/3/81 - 11/24/81
6	1/17/21 - 2/4/21
6	12/14/99 - 1/6/00
6	12/26/92 - 1/15/93
6	11/18/80 - 12/9/80
6	10/14/80 - 11/11/80

Longest Road Winning Streaks

8	11/20/10 - 12/27/10
8	1/15/02 - 2/12/02
7	11/24/19 - 12/20/19
7	10/30/02 - 11/27/02
7	12/15/00 - 1/10/01
6	2/12/11 - 3/7/11
6	3/18/07 - 3/27/07
6	1/31/07 - 3/11/07
6	1/18/06 - 2/1/06
6	2/6/05 - 2/23/05
5	3/19/24-3/31/24

5	2/27/22 - 3/16/22
5	1/22/11 - 2/9/11
5	3/27/10 - 4/12/10
5	2/19/10 - 3/8/10
5	11/13/09 - 11/27/09
5	1/9/07 - 1/23/07
5	12/16/06 - 1/5/07
5	11/9/06 - 11/24/06
5	11/27/04 - 12/21/04
5	1/12/04 - 1/27/04
5	11/19/88 - 12/20/88
5	1/7/88 - 1/27/88
5	1/18/83 - 2/8/83

Longest Road Losing Streaks

29	11/10/92 - 3/13/93
26	12/26/91 - 4/9/92
22	11/5/97 - 2/11/98
19	10/24/80 - 1/5/81
13	3/1/91 - 4/21/91
12	3/3/89 - 3/31/89
11	2/22/99 - 4/16/99
10	11/18/93 - 12/22/93
10	12/21/88 - 1/24/89
10	10/30/81 - 12/12/81

ALL-TIME COMEBACKS

Deficit	Score (DAL-Opp)	Time	Opponent	Final Score (DAL-Opp)	Date
29	41-70	10:26 3rd	vs. Minnesota	107-100	12/30/08
25	37-62	1:05 2nd	at Denver	124-123 (OT)	11/26/94
24	20-44	8:46 2nd	vs. Sacramento	106-98	11/11/14
24	49-25	5:58 2nd	vs. Toronto	105-99	11/20/07
24	62-86	6:01 3rd	vs. Toronto	115-113 (OT)	2/25/06
23	32-55	3:15 2nd	vs. Denver	122-116 (OT)	2/26/16
22	39-61	6:10 2nd	vs. Houston	147-136 (OT)	4/7/24
22	56-78	10:18 3rd	vs. Utah^	122-114	8/10/20
22	15-37	0:15 1st	vs. Orlando	115-106 (OT)	1/18/01
22	58-80	5:43 3rd	at Minnesota	107-103	12/18/01
22	38-60	0:31 2nd	vs. San Antonio	97-96	3/21/00
21	57-78	6:05 3rd	at Golden State	107-101	2/27/22
21*	33-54	7:39 2nd	vs. L.A. Clippers^	135-133 (OT)	8/23/20
21	23-44	11:12 2nd	vs. Golden State	116-106	11/27/01
21	53-74	6:19 3rd	at Washington	102-97	2/21/95
20	5-25	3:43 1st	vs. San Antonio	104-99	10/28/21
20	58-78	6:40 3rd	at Boston	108-100	2/28/00
20	67-47	3:24 3rd	at Seattle	89-81	11/1/97
19	34-53	4:09	vs. Sacramento	114-113	3/5/22
19	3-22	6:16 1st	at Toronto	114-96	2/27/11
19	38-57	10:29 3rd	vs. Cleveland	91-87	3/14/06
19	31-50	4:32 2nd	vs. Memphis	97-87	2/23/06
19	45-64	5:32 3rd	vs. Denver	83-80	11/15/05
19*	25-44	8:09 2nd	at San Antonio	103-91	5/27/03
19	29-48	2:22 2nd	at Atlanta	91-81	2/5/01
19	60-79	8:52 4th	vs. Chicago	104-97 (OT)	3/12/98
19	27-46	6:05 2nd	vs. San Antonio	104-98	4/4/90
19	17-36	9:11 2nd	at Portland	101-94	11/13/84

*Playoffs ^Game played in Orlando

BIGGEST LEADS THAT GOT AWAY

Lead	Score (DAL-Opp)	Time	Opponent	Final Score (DAL-Opp)	Date
30	85-55	2:32 3rd	at Toronto	107-110	12/22/19
30	66-36	11:20 3rd	at L.A. Lakers	103-105	12/6/02
27	48-21	7:08 2nd	vs. L.A. Lakers	108-111	2/26/23
27	85-58	3:09 3rd	vs. Phoenix	108-109 (OT)	3/2/97
26	51-25	8:00 2nd	at Atlanta	104-111	10/24/18
26	63-37	9:43 2nd	vs. Seattle	105-113	3/22/92
25	49-24	10:04 2nd	vs. Milwaukee	117-129	2/3/24
25	51-26	5:25 2nd	at Memphis	84-90	2/27/13
24	74-50	5:53 3rd	vs. Minnesota	110-113 (OT)	1/17/98
23*	67-44	1:31 3rd	at Portland	82-84	4/23/11
23	91-68	5:17 3rd	vs. Denver	140-141 (OT)	3/1/85
22	67-45	10:09 3rd	at Phoenix	105-107	10/19/22
22	40-18	1:23 1st	at Golden State	114-128	2/4/15
22	41-19	11:40 2nd	at L.A. Clippers	99-100	12/10/03
22	34-12	2:49 1st	vs. Houston	112-114	4/16/89
21	34-13	0:36 1st	at Toronto	85-93	1/22/14
21	69-48	8:37 3rd	at Portland	104-106	1/29/13
20	50-30	9:45 2nd	vs. Cleveland	110-113	12/27/23
20	42-22	5:04 2nd	vs. Milwaukee	99-103	12/13/10
20	64-44	8:48 3rd	vs. Denver	102-107	1/31/04
20	47-27	2:23 2nd	vs. Houston	95-98 (OT)	4/11/02
19*	30-11	4:39 1st	vs. L.A. Clippers	108-118	5/28/21
19	46-27	10:43 2nd	vs. Portland	119-121	10/27/19
19	47-28	7:54 2nd	vs. San Antonio	101-105	1/16/19
19	41-22	8:34 2nd	vs. Toronto	108-109 (OT)	12/20/13
19	24-5	6:17 1st	at Chicago	91-98	11/13/08
19	53-34	9:20 3rd	vs. Indiana	79-84	1/10/98
19	60-41	11:04 3rd	at Utah	91-97	4/10/91
19	81-62	2:08 3rd	at San Antonio	94-100	1/16/91

* Playoffs

YEARLY NBA STAT RANKINGS

	PTS	DEF	FG%	FT%	3FG%	REB	AST	STL	TO	BS	FG% DEF
1980-81	21	19	23	12	8	23	17	23	5	23	23
1981-82	19	13	21	16	7	18	8	23	2	22	19
1982-83	5	18	11	5	11	9	6	23	1	22	18
1983-84	11	13	5T	12T	14	21	12	21	1	18T	17
1984-85	10	7	13	3	1	19	13	22	1	20	20
1985-86	2	21	5	7	1	15	14	22	1	17	20
1986-87	4	14	7	3	1	5	17	16	1	13	9T
1987-88	7	6	9T	4T	6	1	17	18	4	12	4T
1988-89**	24	4	17	6T	7	23	24	23	3	6	8
1989-90***	22	4	16T	10	17	21T	26	19	7	14	9
1990-91	25	12	15	16	11	24	25	26	4	17	19T
1991-92	27	14	27	14	5	1	26	27	6	24	12T
1992-93	26	27	27	27	12	18	27	20T	27	23	27
1993-94	27	17	27	8	21	20	27	6	7	27	26
1994-95	9	24	26	18T	24	2	11	26	21	25	25T
1995-96#	9	29	29	24	18	2	11	19	13	22	29
1996-97	26	14	28	25	27	17	24	17	19	21	15
1997-98	26	19	27	9	8	23	28	20	7	6	20
1998-99	15	21	18	17	16	12	27	26	4	4	22
1999-00	3	25	12	2	2	22T	18	23	2	15	22
2000-01	4	16	5	2	4	21	18	19	6	5	14
2001-02	1	28	4	1	4	12	14	22	1	18	19

2002-03	1	16	7	1	3	17	9	11T	1	13	12
2003-04	1	28	3	1	11	2	3	15	1	10	27
2004-05##	3	14	8	4	6	8	26	4	4	7T	8
2005-06	9	7	7	6	9	6	29	13	5	4	10
2006-07	9	4	5	2	4	8	24	24	5	12	7
2007-08	12	6	9	1	20	9	20	29	5	10T	4
2008-09	9	15	9	2	25	5	8	17	5	9	12
2009-10	11	15	12	1	5	17T	3	10	3	6	15
2010-11	11	10	5	8	11	14	2	23	12T	24T	8
2011-12	19	12	19	9	20	11	15	4	8	14	7
2012-13	8	27	8	2	6	16	5	16	5T	8	12
2013-14	8	20	4	3	2	26	6	5	3	21	22
2014-15	3	25	5	16	13	23	8	10	4	20	16
2015-16	16	14	20	3	23	19	18	26	2	29	15
2016-17	30	4	29	4	16	30	27	19	2	30	27
2017-18	28	12	26	19	17	27	19	25	1	29	23
2018-19	21	13	27	25	27	16	22	29	20	26T	16
2019-20	3	16	16	14	10	4	14	29	2	16	13
2020-21	17	9	13	15	18	21	26	30	3	26	9
2021-22	24	2	18	16	19	24	25	29	3	28	12
2022-23	16	16	15	23	8	30	28T	29	2	28	24
2023-24	7	20	11	27	13	21	19	24	4	17	20

*23 NBA Teams in 1980-81 through 1987-88
** NBA expanded to 25 teams
*** NBA expanded to 27 teams
# NBA expanded to 29 teams
NBA expanded to 30 teams

2003-04	4 %	1-0	1-2	2-2
2004-05	2	2-0	0-0	2-0
2005-06	7#	2-0	3-2	5-2
2006-07	2**	0-1	1-0	1-1
2007-08	2	0-0	0-2	0-2
2008-09	4**	2-1	1-0	3-1
2009-10	8	2-2	3-1	5-3
2010-11	1	0-0	1-0	1-0
2011-12	6%^	2-1	1-2	3-3
2012-13	11##	2-3	1-5	3-8
2013-14	6	1-4	0-1	1-5
2014-15	6&	2-0	4-0	6-0
2015-16	12 %	5-2	3-2	8-4
2016-17	4	2-1	0-1	2-2
2017-18	5	0-3	0-2	0-5
2018-19	4	0-1	1-2	1-3
2019-20	7	2-4	1-0	3-4
2020-21	1	0-0	1-0	1-0
2021-22	3	0-2	1-0	1-2
2022-23	9	1-1	3-4#	4-5
2023-24	1	1-0	0-0	1-0
TOTALS	**197**	**48-56**	**54-39**	**102-95**

* Includes 1-3 in double OT, 1-2 at home
** Includes 0-1 in double OT, at home
# Includes 1-0 in double OT, on road
Includes 0-1 in double OT, on road
^ Includes 0-1 in triple OT, on road
+ Includes 0-1 in triple OT, at home
++ Includes 2-1 in double OT, on road
+++ Includes 2-0 in double OT, at home
& Includes 2-0 in double OT, on road
% Includes 1-0 in double OT, at home

OT RECORD

	Games	Home	Road	Total
1980-81	4	1-3	0-0	1-3
1981-82	2	1-0	0-1	1-1
1982-83	2	0-1	0-1	0-2
1983-84	7*	2-3	1-1	3-4
1984-85	6**	1-4	1-0	2-4
1985-86	4#	1-2	1-0	2-2
1986-87	7##	1-0	2-4	3-4
1987-88	3	1-0	2-0	3-0
1988-89	4	0-1	2-1	2-2
1989-90	5+	3-1	1-0	4-1
1990-91	5	1-2	2-0	3-2
1991-92	3	2-1	0-0	2-1
1992-93	2	0-1	0-1	0-2
1993-94	2	1-1	0-0	1-1
1994-95	7++	0-1	5-1	5-2
1995-96	8+++	3-3	1-1	4-4
1996-97	4**	0-2	1-1	1-3
1997-98	8#	3-2	1-2	4-4
1998-99	2	0-0	1-1	1-1
1999-00	2	0-0	2-0	2-0
2000-01	4##	2-0	1-1	3-1
2001-02	7#	0-1	5-1	5-2
2002-03	4	0-2	2-0	2-2

GAMES MISSED DUE TO ILLNESS - INJURY

Season	Record	Missed
2023-24	50-32	177
2022-23	38-44	181
2021-22	52-30	239
2020-21**	42-30	134
2019-20*	43-32	151
2018-19	33-49	184
2017-18	24-58	297
2016-17	33-49	163
2015-16	42-40	117
2014-15	50-32	87
2013-14	49-33	117
2012-13	41-41	97
2011-12*	36-30	84
2010-11	57-25	167
2009-10	55-27	136
2008-09	50-32	136
2007-08	51-31	96
2006-07	67-15	111
2005-06	60-22	199
2004-05	58-24	289
2003-04	52-30	288

2002-03	60-22	292
2001-02	57-25	282
2000-01	53-29	268
1999-00	40-42	332
1998-99*	19-31	144
1997-98	20-62	363
1996-97	24-58	217
1995-96	26-56	212
1994-95	36-46	83
1993-94	13-69	185
1992-93	11-71	246
1991-92	22-60	240
1990-91	28-54	199
1989-90	47-35	108
1988-89	38-44	141
1987-88	53-29	37
1986-87	55-27	26
1985-86	44-38	16
1984-85	44-38	8
1983-84	43-39	94
1982-83	38-44	60
1981-82	28-54	58
1980-81	15-67	78

*Did not play full 82 game season
**Did not play full 82 game season

2000	6-2
2001	5-3
2002	5-3
2003	3-5
2004	3-5
2005	6-2
2006	3-5
2007	5-3
2008	4-4
2009	5-2
2010	4-4
2011	0-2
2012	4-4
2013	4-4
2014	4-4
2015	0-7
2016	2-5
2017	4-2
2018	2-2
2019	2-3
2020	2-1
2021	4-0
2022	2-1
2023	1-3

PRESEASON RECORDS

Year	Record
1980	4-4
1981	5-1
1982	5-1
1983	3-2
1984	1-3
1985	3-4
1986	3-4
1987	3-4
1988	3-5
1989	3-5
1990	2-6
1991	3-5
1992	1-6
1993	1-5
1994	3-4
1995	2-6
1996	3-4
1997	1-7
1998	0-2
1999	2-5

MAVS 20-PT 20-REB GAMES

Player	Date	Points	Rebounds
Sam Perkins at Houston	12/12/85	31	20
James Donaldson vs. Denver	12/19/86	20	22
Roy Tarpley vs. Phoenix	2/22/88	27	23
Roy Tarpley at L.A. Clippers	3/18/88	25	21
Roy Tarpley vs. New York	3/22/88	29	24
Roy Tarpley* vs. L.A. Lakers	5/27/88	21	20
James Donaldson vs. New Jersey	3/6/89	20	22
Roy Tarpley at Denver	4/23/89	20	20
Roy Tarpley at Seattle (OT)	11/14/89	26	20
Roy Tarpley vs. Milwaukee	4/1/90	24	25
Popeye Jones vs. Boston	12/15/94	25	20
Chris Gatling vs. Utah	11/16/96	23	20
Shawn Bradley vs. Portland	4/7/98	22	22
Dirk Nowitzki vs. Boston	2/21/02	33	23
Dirk Nowitzki vs. Sacramento	2/23/02	26	21
Dirk Nowitzki vs. Phoenix	3/5/02	30	20
Dirk Nowitzki at San Antonio	4/6/02	26	21
Dirk Nowitzki vs. L.A. Lakers	4/3/03	25	22
Dirk Nowitzki* at Sacramento (2OT)	5/10/03	25	20

Dirk Nowitzki* vs. San Antonio	5/19/06	26	21
Dirk Nowitzki vs. Milwaukee	2/26/13	21	20
Luka Dončić vs. Sacramento (OT)^	8/4/20	34	20
Luka Dončić vs. NYK (OT)	12/27/22	60	21

*Playoffs ^Game played in Orlando

MAVS 20-PT 20-AST GAMES

Player	Date	Points	Assists
Jason Kidd vs. Utah (2OT)	2/8/96	20	25
Luka Dončić vs. Washington	5/1/21	31	20

OPPONENT 20-PT 20-REB GAMES

Player	Date	Points	Rebounds
Moses Malone at Houston	10/29/80	38	21
Moses Malone vs. Houston (OT)	3/24/81	30	22
Moses Malone at Houston	2/23/82	34	21
Moses Malone at Houston	3/30/82	38	20
Moses Malone vs. Philadelphia (OT)	12/29/82	32	24
Cliff Robinson at Cleveland	2/16/83	23	22
Charles Barkley at Philadelphia	3/30/86	32	25
Hakeem Olajuwon at Houston	1/10/87	25	20
Charles Barkley at Philadelphia	3/23/87	24	20
Larry Nance at Phoenix	4/6/87	28	20
Hakeem Olajuwon* vs. Houston	4/30/88	41	26
Bill Laimbeer vs. Detroit	11/15/88	23	21
Robert Parish at Boston	3/3/89	27	22
Hakeem Olajuwon at Boston	3/10/89	29	22
Hakeem Olajuwon at Houston	1/27/90	32	20
Rony Seikaly at Miami	11/14/90	30	21
Hakeem Olajuwon vs. Houston	4/3/91	22	22
Kevin Willis vs. Atlanta	12/3/91	29	31
Shaquille O'Neal at Orlando	3/16/94	34	21
Loy Vaught at L.A. Clippers	4/23/95	26	21
Tom Gugliotta vs. Minnesota	2/3/96	22	20
Ervin Johnson vs. Denver	4/19/97	21	26
Brian Grant at Portland	4/3/98	20	20
Shaquille O'Neal at L.A. Lakers	11/7/99	30	20
Antawn Jamison vs. Golden State	1/25/00	33	21
Shareef Abdur-Rahim at Vancouver (OT)	2/6/00	36	22
Shaquille O'Neal vs. L.A. Lakers	4/18/00	38	20
Tim Duncan* at San Antonio	5/7/01	25	22
Tim Duncan* at San Antonio	5/14/01	32	20
Lorenzen Wright at Memphis	11/4/01	33	26
Tim Duncan* vs. San Antonio	5/23/03	34	24
Tim Duncan* vs. San Antonio	5/25/03	21	20
Malik Rose at San Antonio	11/8/03	20	22
Kevin Garnett vs. Minnesota	11/29/03	28	20
Elton Brand vs. L.A. Clippers	12/20/03	22	20
Kevin Garnett vs. Minnesota	1/3/04	27	22
Carlos Boozer vs. Cleveland	3/30/04	23	20
Drew Gooden vs. L.A. Clippers	3/23/10	26	20
DeJuan Blair vs. San Antonio	4/14/10	27	23
Al Horford at Atlanta	11/20/10	20	20
Dwight Howard at Orlando	12/21/10	26	23
Zach Randolph at Memphis	1/15/11	23	20
Al Jefferson at Utah (3OT)	4/16/12	28	26
DeAndre Jordan vs. L.A. Clippers	2/9/15	22	27
Serge Ibaka at Oklahoma City	2/19/15	21	22
Kenneth Faried at Denver (OT)	3/6/16	25	20
DeAndre Jordan vs. L.A. Clippers	3/7/16	23	20
Rudy Gobert vs. Utah (OT)	1/20/17	27	25
DeMarcus Cousins vs. New Orleans	11/3/17	20	22
DeMarcus Cousins at New Orleans	12/29/17	32	20
Karl-Anthony Towns vs. Minnesota	3/30/18	21	20
Andre Drummond at Detroit	1/31/19	24	20
Clint Capela at Houston	11/24/19	21	22
Rudy Gobert at Utah	1/27/21	29	20
Nikola Vucevic vs. Chicago	11/1/23	21	20
Jarrett Allen vs. Cleveland	12/27/23	24	23

*Playoffs

MAVS TOP SCORING GAMES OFF THE BENCH

Player	Date	Points	Minutes
Rodrigue Beaubois at Golden State	3/27/10	40	30
Nick Van Exel at Sacramento (2OT)	5/10/03	40*	48
Tony Dumas at Phoenix (OT)	1/12/96	39	33
Nick Van Exel vs. Sacramento	5/8/03	36*	30
Cedric Ceballos at New Jersey	1/22/00	36	37
Jason Terry at New Orleans (OT)	11/4/09	35	39
Nick Van Exel at Sacramento	5/15/03	35*	37
Nick Van Exel vs. San Antonio (OT)	3/20/03	35	43
Chris Gatling vs. Chicago	11/29/96	35	30
Tony Dumas vs. Seattle (OT)	12/12/95	35	37
Mark Aguirre at San Antonio	3/22/85	35	36
Jay Vincent vs. San Antonio	3/19/85	35	34
Jay Vincent at Boston	3/8/85	35	31

*Playoffs

OPPONENT TOP SCORING GAMES OFF THE BENCH

Points	Player	Date
51	Jamal Crawford vs. Phoenix	4/9/19
39	Kevin Martin at Sacramento	1/14/08
38	Mike Evans vs. Denver	3/1/85
38	Calvin Murphy vs. Houston (OT)	1/2/81
37	Eddie Johnson at Phoenix	11/9/88
37	Greg Kelser at San Diego	1/6/84
37	Darrell Griffith at Utah	10/31/80
36*	Lou Williams vs. L.A. Clippers (OT)^	8/23/20
36	Alec Peters vs. Phoenix	4/10/18
35	Purvis Short at Golden State	1/2/82
35	Billy Ray Bates at Portland	3/15/81

*Playoffs ^Game played in Orlando

MOST MINUTES WITHOUT A TURNOVER

Minutes	Player	Date
51	Jason Terry at Milwaukee	11/29/05
51	Dirk Nowitzki at New York	2/7/01
51	James Donaldson at Indiana	1/17/87
50*	Dirk Nowitzki at San Antonio	5/22/06
48	Aaron Harrison vs. Phoenix	4/10/18
48	Dirk Nowitzki at Sacramento	12/25/03
48*	Michael Finley vs. Sacramento	5/9/02
48	Dirk Nowitzki vs. Washington	12/23/02
48	Dirk Nowitzki vs. Utah	12/20/02
48	Michael Finley at L.A. Lakers	3/17/02
48	Dirk Nowitzki at Atlanta	1/15/02
48*	Michael Finley vs. San Antonio	5/12/01
48	Michael Finley vs. Sacramento	4/13/01
48	Michael Finley at Cleveland	11/30/99
48	James Donaldson at Chicago	3/8/87
47	Reggie Bullock at L.A. Lakers (2OT)	1/12/23
47	Dirk Nowitzki at New Orleans	12/26/02
47	Cedric Ceballos at Minnesota	12/4/99
47	A.C. Green at Indiana	2/13/98
47	Rodney McCray at L.A. Lakers	12/12/90
47	James Donaldson at L.A. Clippers	3/6/86

* Playoffs

LARGEST WINS

Margin	Opponent	Score	Date	Site
53	Philadelphia	123-70	11/13/14	Dallas
51	LA Clippers	124-73	12/27/20	Los Angeles
50	Utah	147-97	12/6/23	Dallas
50	Portland	128-78	4/8/22	Dallas
50	Utah	118-68	11/14/18	Dallas
50	New York	128-78	1/24/10	New York
49	L.A. Lakers	122-73	1/22/17	Dallas
48	Golden State	142-94	11/20/19	Dallas
46	New Orleans	130-84	12/7/19	Dallas
45	Golden State	149-104	1/15/85	Oakland
44	San Antonio	126-82	1/27/89	Dallas
44	Seattle	124-80	4/11/85	Tacoma
42	Cleveland	143-101	11/22/19	Dallas

41	Memphis	137-96	10/22/22	Dallas
40	Portland	132-92	3/21/21	Portland
40*	Houston	116-76	5/7/05	Dallas
40	Sacramento	111-71	11/12/88	Dallas
39	Sacramento	99-60	1/14/12	Dallas
39	Detroit	114-75	11/9/02	Dallas
38*	Boston	122-84	6/14/24	Dallas
38	Charlotte	122-84	1/2/19	Charlotte
38	Utah	126-88	1/22/83	Dallas

* Playoffs

LARGEST LOSSES

Margin	Opponent	Score	Date	Site
58	Sacramento	81-139	12/29/92	Sacramento
49	Oklahoma City	86-135	4/14/24	Oklahoma City
48	Houston	68-116	2/4/81	Houston
47	Seattle	70-117	11/25/89	Dallas
45	Portland	75-120	11/17/97	Portland
43*	L.A. Clippers	111-154	8/25/20	Orlando
43*	L.A. Lakers	91-134	4/28/84	Los Angeles
42	Philadelphia	74-116	3/17/17	Philadelphia
41	Golden State	93-134	4/2/93	Dallas
41	San Antonio	99-140	11/1/91	San Antonio
39	Brooklyn	88-127	3/4/19	Brooklyn
38	Golden State	92-130	1/25/22	Golden State
38	Cleveland	90-128	11/25/16	Cleveland
38*	Oklahoma City	70-108	4/16/16	Oklahoma City
38	San Antonio	91-129	12/23/12	San Antonio

* Playoffs

LARGEST HOME WINS

Margin	Opponent	Score	Date
53	Philadelphia	123-70	11/13/14
50	Utah	147-97	12/6/23
50	Portland	128-78	4/8/22
50	Utah	118-68	11/14/18
49	L.A. Lakers	122-73	1/22/17
48	Golden State	142-94	11/20/19
46	New Orleans	130-84	12/7/19
44	San Antonio	126-82	1/27/89
42	Cleveland	143-101	11/22/19
41	Memphis	137-96	10/22/22
40*	Houston	116-76	5/7/05
40	Sacramento	111-71	11/12/88
39	Sacramento	99-60	1/14/12
39	Detroit	114-75	11/9/02
38*	Boston	122-84	6/14/24
38	Utah	126-88	1/22/83
37	Detroit	119-82	11/19/05
37	Vancouver	120-83	1/25/01
36	Portland	139-103	1/5/24
36*	L.A. Lakers	122-86	5/8/11
36	Miami	112-76	2/9/06
36	San Antonio	104-68	4/7/05
35	Oklahoma City	146-111	2/10/24
35	Houston	131-96	1/19/86

* Playoffs

LARGEST ROAD WINS

Margin	Opponent	Score	Date
51	L.A. Clippers	124-73	12/27/20
50	New York	128-78	1/24/10
45	Golden State	149-104	1/15/85
44	Seattle	124-80	4/11/85
40	Portland	132-92	3/21/21
38	Charlotte	122-84	1/2/19
36	Sacramento	132-96	3/26/24
36	L.A. Lakers	108-72	3/11/07
35	Chicago	127-92	3/11/24
35	Golden State	126-91	3/23/19

* Playoffs

FOUR-POINT PLAYS

Dirk Nowitzki*	27
Tim Hardaway Jr.	12
Seth Curry	8
Luka Dončić	7
Josh Howard*	5
Josh Green	4
Jason Terry	4
Deron Williams	4
Kyrie Irving	3
Mark Aguirre	3
Brad Davis	3
Davis Bertāns*	2
Reggie Bullock*	2
Jae Crowder	2
Yogi Ferrell	2
Chandler Parsons	2
Dwight Powell	2
Josh Richardson	2
Jerry Stackhouse*	2
Christian Wood	2
Darrell Armstrong	1
Rolando Blackman	1
Jalen Brunson	1
Vince Carter	1
Spencer Dinwiddie*	1
Tony Dumas	1
Michael Finley	1
Derek Fisher	1
Derek Harper	1
Devin Harris	1
Wesley Matthews	1
Rodney McCray	1
Steve Nash	1
Frank Ntilikina	1
DeShawn Stevenson	1
Erick Strickland	1
Nick Van Exel	1

* Includes at least one game in Playoffs

^Game played in Orlando

SCORING MONTHS

(Min. eight games played during month)

Player	Month/Year	Games	Points	Average
Luka Dončić	Dec. 2023	13	488	37.5
Luka Dončić	Jan. 2024	10	371	37.1
Luka Dončić	Dec. 2022	15	526	35.1
Luka Dončić	Feb. 2022	10	347	34.7
Luka Dončić	Feb. 2024	11	367	33.4
Luka Dončić	March 2024	14	455	32.5
Luka Dončić	Nov. 2019	14	454	32.4
Mark Aguirre	Dec. 1983	15	485	32.3
Luka Dončić	Nov. 2022	13	416	32.0
Luka Dončić	Jan. 2023	12	376	31.3
Mark Aguirre	Jan. 1984	14	427	30.5
Luka Dončić	Mar. 2023	9	273	30.3
Luka Dončić	Feb. 2021	12	363	30.3
Dirk Nowitzki	Apr. 2009	8	242	30.3
Dirk Nowitzki	Apr. 2003	9	271	30.1
Dirk Nowitzki	Mar. 2006	17	510	30.0
Luka Dončić	Mar. 2022	14	419	29.9
Jim Jackson	Nov. 1994	11	328	29.8
Luka Dončić	Nov. 2023	14	412	29.4

Luka Dončić	March 2021	10	294	29.4
Mark Aguirre	Feb. 1984	16	465	29.1
Kyrie Irving	Jan. 2024	10	289	28.9
Mark Aguirre	Nov. 1983	13	375	28.8

HIGH POINTS/MINUTES DIFFERENTIAL

Player	Opponent	Date	Points	Minutes	Difference
Luka Dončić	at Atlanta	1/26/24	73	45	28
Luka Dončić	vs. Detroit	1/30/23	53	36	17
Luka Dončić	at San Antonio	12/31/22	51	37	14
Luka Dončić	vs. Brooklyn	10/27/23	49	36	13
Luka Dončić	vs. New York (OT)	12/27/22	60	47	13
Mark Aguirre	at Denver	1/29/87	36	23	13
Luka Dončić	at Houston	3/31/24	47	35	12
Luka Dončić	vs. L.A. Clippers	11/10/23	44	32	12
Luka Dončić	at New Orleans	2/17/22	49	38	11
Luka Dončić	vs. L.A. Clippers	2/10/22	51	40	11
Luka Dončić	at Golden State	4/27/21	39	28	11
Dirk Nowitzki	vs. Utah	3/13/12	40	29	11
Luka Dončić	vs. Portland	1/3/24	41	31	10
Rodrigue Beaubois	at Golden State	3/27/10	40	30	10
Austin Croshere	vs. Seattle	1/30/07	34	24	10
Dirk Nowitzki	vs. Golden State	3/23/06	51	41	10
Mark Aguirre	at New Jersey	3/24/87	43	33	10
Mark Aguirre	vs. Philadelphia	1/28/85	49	39	10

YOUNGEST MAVS

Player	Born	First Appeared	Age
Bruno Sundov	2/10/80	4/21/99	19 years, 70 days
Luka Dončić	2/28/99	10/17/18	19 years, 231 days
Dereck Lively II	2/12/04	10/25/23	19 years, 255 days
Dennis Smith Jr.	11/25/97	10/18/17	19 years, 327 days
Josh Green	11/16/00	12/23/20	20 years, 37 days
Pavel Podkolzin	1/15/85	3/19/05	20 years, 63 days
Tyrell Terry	9/28/00	12/25/20	20 years, 88 days
Donnell Harvey	8/26/80	12/8/00	20 years, 104 days
Jaden Hardy	7/5/02	10/22/22	20 years, 109 days
Dirk Nowitzki	6/19/78	2/5/99	20 years, 231 days
Samaki Walker	2/25/76	11/12/96	20 years, 261 days
Jamal Mashburn	11/29/72	11/5/93	20 years, 341 days
Alex Fudge	5/6/03	4/12/24	20 years, 342 days
Shane Larkin	10/2/92	11/18/13	21 years, 47 days
Ricky Ledo	9/10/92	11/1/13	21 years, 52 days
Kostas Antetokounmpo	11/20/97	3/20/19	21 years, 120 days
Olivier-Maxence Prosper	7/3/02	11/3/23	21 years, 123 days
Jared Cunningham	5/22/91	10/31/12	21 years, 162 days
Nate Hinton	6/8/99	1/3/21	21 years, 209 days
Ray Spalding	3/11/97	10/17/18	21 years, 220 days
Jason Kidd	3/23/73	11/5/94	21 years, 227 days
Rodrigue Beaubois	2/24/88	10/30/09	21 years, 248 days
Devin Harris	2/27/83	11/2/04	21 years, 249 days

OLDEST MAVS

Player	Born	Last Appeared	Age
Kevin Willis	9/6/62	4/18/07	44 years, 224 days
Dirk Nowitzki	6/19/78	4/10/19	40 years, 295 days
Jason Kidd	3/23/73	5/5/12*	39 years, 43 days
Dennis Rodman	5/13/61	3/7/00	38 years, 299 days
Johnny Newman	11/28/63	5/9/02*	38 years, 162 days
Derek Fisher	8/9/74	12/18/12	38 years, 131 days
Avery Johnson	3/25/65	4/16/03	38 years, 22 days
Darrell Armstrong	6/22/68	6/15/06*	37 years, 358 days
Mike James	6/23/75	4/17/13	37 years, 298 days
Alex English	1/5/54	4/21/91	37 years, 106 days
Vince Carter	1/26/77	5/4/14*	37 years, 98 days
J.J. Redick	6/24/84	4/12/21	36 years, 292 days
John "Hot Rod" Williams	8/9/62	5/3/99	36 years, 267 days
Eddie Jones	10/20/71	4/27/08*	36 years, 190 days
Fred Roberts	8/14/60	2/11/97	36 years, 181 days
Jose Juan Barea	6/26/84	8/23/20*	36 years, 58 days
Devin Harris	2/27/83	4/10/19	36 years, 42 days
Scott Williams	3/21/68	4/26/04*	36 years, 36 days

*Playoff Game

SEASON OPENERS

23-21 overall

Date	Score	Site	Attendance
10/11/1980	Dallas 103, San Antonio 92	Reunion Arena	10,373
10/30/1981	Utah 105, Dallas 89	Salt Palace	6,709
10/29/1982	Dallas 125, Denver 117	McNichols Arena	12,099
10/29/1983	Dallas 120, Phoenix 103	Reunion Arena	11,019
10/27/1984	Houston 121, Dallas 111	Reunion Arena	17,007
10/26/1985	Dallas 101, Seattle 95	Reunion Arena	17,007
10/31/1986	Dallas 103, Utah 77	Reunion Arena	16,692
11/6/1987	Dallas 95, Utah 93	Reunion Arena	17,007
11/4/1988	L.A. Lakers 116, Dallas 113	Reunion Arena	17,007
11/3/1989	L.A. Lakers 102, Dallas 94	Reunion Arena	17,007
11/2/1990	Minnesota 98, Dallas 85	Target Center	19,006
11/1/1991	San Antonio 140, Dallas 99	HemisFair Arena	16,057
11/7/1992	Utah 122, Dallas 106	Reunion Arena	12,514
11/5/1993	Utah 106, Dallas 86	Delta Center	19,911
11/5/1994	Dallas 112, New Jersey 103	Reunion Arena	17,502
11/3/1995	Dallas 103, San Antonio 97	Alamodome	28,821
11/1/1996	Dallas 92, Denver 91	McNichols Arena	16,104
10/31/1997	Dallas 90, Vancouver 88	GM Place	17,021
2/5/1999	Seattle 92, Dallas 86 (OT)	KeyArena	17,072
11/2/1999	Dallas 108, Golden State 96	Reunion Arena	12,848
10/31/2000	Dallas 97, Milwaukee 93	Reunion Arena	16,600
10/30/2001	Dallas 94, Detroit 87	American Airlines Center	19,200
10/30/2002	Dallas 119, Memphis 108	The Pyramid	16,638
10/28/2003	L.A. Lakers 109, Dallas 93	STAPLES Center	18,997
11/2/2004	Dallas 107, Sacramento 98	American Airlines Center	20,041
11/1/2005	Dallas 111, Phoenix 108 (2OT)	America West Arena	17,961
11/2/2006	San Antonio 97, Dallas 91	American Airlines Center	20,416
10/31/2007	Dallas 92, Cleveland 74	Quicken Loans Arena	20,562
10/30/2008	Houston 112, Dallas 102	American Airlines Center	20,066
10/27/2009	Washington 102, Dallas 91	American Airlines Center	19,871
10/27/2010	Dallas 101, Charlotte 86	American Airlines Center	19,440
12/25/2011	Miami 105, Dallas 94	American Airlines Center	20,421
10/30/2012	Dallas 99, L.A. Lakers 91	STAPLES Center	18,997
10/30/2013	Dallas 118, Atlanta109	American Airlines Center	19,834
10/28/2014	San Antonio 101, Dallas 100	AT&T CENTER	19,615
10/28/2015	Dallas 111, Phoenix 95	Talking Stick Resort Arena	18,055
10/26/2016	Indiana 130, Dallas 121 (OT)	Bankers Life Fieldhouse	17,923
10/18/2017	Atlanta 117, Dallas 111	American Airlines Center	19,709
10/17/2018	Phoenix 121, Dallas 120	Talking Stick Resort Arena	18,055
10/23/2019	Dallas 108, Washington 100	American Airlines Center	19,816
12/23/2020	Phoenix 106, Dallas 102	Phoenix Suns Arena	0
10/21/2021	Atlanta 113, Dallas 87	State Farm Arena	17,162
10/19/2022	Phoenix 107, Dallas 105	Footprint Center	17,071
10/25/2023	Dallas 126, San Antonio 119	Frost Bank Center	18,947

HOME OPENERS

27-17 overall

Date	Score	Site	Attendance
10/11/1980	Dallas 103, San Antonio 92	Reunion Arena	10,373
10/31/1981	Dallas 95, Kansas City 89	Reunion Arena	7,865
10/30/1982	Utah 128, Dallas 123	Reunion Arena	9,203
10/29/1983	Dallas 120, Phoenix 103	Reunion Arena	11,019
10/27/1984	Houston 121, Dalllas 111	Reunion Arena	17,007
10/26/1985	Dallas 101, Seattle 95	Reunion Arena	17,007
10/31/1986	Dallas 103, Utah 77	Reunion Arena	16,692
11/6/1987	Dallas 95, Utah 93	Reunion Arena	17,007
11/4/1988	L.A. Lakers 116, Dallas 113	Reunion Arena	17,007
11/3/1989	L.A. Lakers 102, Dallas 94	Reunion Arena	17,007
11/3/1990	Dallas 140, Denver 110	Reunion Arena	17,007
11/2/1991	L.A. Lakers 114, Dallas 113 (OT)	Reunion Arena	17,502
11/7/1992	Utah 122, Dallas 106	Reunion Arena	12,514
11/6/1993	Golden State 93, Dallas 89	Reunion Arena	13,195

11/5/1994	Dallas 112, New Jersey 103	Reunion Arena	17,502
11/4/1995	Dallas 99, Golden State 84	Reunion Arena	17,502
11/2/1996	Sacramento 107, Dallas 94	Reunion Arena	18,042
11/4/1997	Dallas 92, Vancouver 87	Reunion Arena	14,285
2/9/1999	Utah 90, Dallas 70	Reunion Arena	17,070
11/2/1999	Dallas 108, Golden State 96	Reunion Arena	12,848
10/31/2000	Dallas 97, Milwaukee 93	Reunion Arena	16,600
10/30/2001	Dallas 94, Detroit 87	American Airlines Center	19,200
11/2/2002	Dallas 97, Phoenix 83	American Airlines Center	19,783
11/1/2003	Dallas 127, Utah 102	American Airlines Center	19,923
11/2/2004	Dallas 107, Sacramento 98	American Airlines Center	20,041
11/5/2005	Dallas 103, San Antonio 84	American Airlines Center	20,468
11/2/2006	San Antonio 97, Dallas 91	American Airlines Center	20,416
11/3/2007	Dallas 123, Sacramento 102	American Airlines Center	20,343
10/30/2008	Houston 112, Dallas 102	American Airlines Center	20,066
10/27/2009	Washington 102, Dallas 91	American Airlines Center	19,871
10/27/2010	Dallas 101, Charlotte 86	American Airlines Center	19,440
12/25/2011	Miami 105, Dallas 94	American Airlines Center	20,421
11/3/2012	Dallas 126, Charlotte 99	American Airlines Center	19,490
10/30/2013	Dallas 118, Atlanta 109	American Airlines Center	19,834
10/30/2014	Dallas 120, Utah 102	American Airlines Center	19,697
11/3/2015	Toronto 102, Dallas 91	American Airlines Center	20,034
10/28/2016	Houston 106, Dallas 98	American Airlines Center	20,163
10/18/2017	Atlanta 117, Dallas 111	American Airlines Center	19,709
10/20/2018	Dallas 140, Minnesota 136	American Airlines Center	20,205
10/23/2019	Dallas 108, Washington 100	American Airlines Center	19,816
12/30/2020	Charlotte 118, Dallas 99	American Airlines Center	0
10/26/2021	Dallas 116, Houston 106	American Airlines Center	19,337
10/22/2022	Dallas 137, Memphis 96	American Airlines Center	20,377
10/27/2023	Dallas 125, Brooklyn 120	American Airlines Center	20,238

RECORDS

INDIVIDUAL RECORDS
TEAM HIGHS
TEAM LOWS
MISCELLANEOUS RECORDS
ROOKIE LEADERS
OPPONENT PLAYER HIGHS
OPPONENT HIGHS/LOWS
AMERICAN AIRLINES CENTER

DALLAS MAVERICKS

INDIVIDUAL

POINTS

Career	31,560	Dirk Nowitzki	1998-99 through 2018-19
Season	2,370	Luka Dončić (33.9)	2023-24
Game	73	Luka Dončić at Atlanta	1/26/24
Half	41	Luka Dončić at Atlanta (1st)	1/26/24
Quarter	29	Dirk Nowitzki vs. Utah (4th)	11/3/09
Overtime	14	Dirk Nowitzki vs. Chicago (1st)	2/7/09

FIELD GOALS

Career	11,169	Dirk Nowitzki (11,169-23,734)	1998-99 through 2018-19
Season	925	Mark Aguirre (925-1,765)	1983-84
Game	25	Luka Dončić at Atlanta	1/26/24
Half	16	Luka Dončić at Atlanta (1st) (16-21)	1/26/24
Quarter	11	Kyrie Irving vs. Minnesota (4th) (11-12)	2/13/23
	11	Mark Aguirre vs. Denver (1st) (11-14)	3/24/84
Overtime	5	O.J. Mayo vs. Golden State (1st) (5-8)	11/19/12
	5	Dirk Nowitzki vs. Chicago (1st) (5-7)	2/7/09

CONSECUTIVE FIELD GOALS

33	Daniel Gafford: (7-7) vs. Indiana 3/5/24; (5-5) vs. Miami 3/7/24; (7-7) at Detroit 3/9/24; (9-9) at Chicago 3/11/24; (5-5) vs. Golden State 3/13/24

FIELD GOAL ATTEMPTS

Career	23,734	Dirk Nowitzki (11,169-23,734)	1998-99 through 2018-19
Season	1,765	Mark Aguirre (925-1,765)	1983-84
Game	40	Mark Aguirre vs. Golden State (18-40)	11/14/81
Half	22	Michael Finley at Detroit (1st) (10-22)	11/27/02
	22	Mark Aguirre vs. Golden State (1st) (11-22)	11/14/81
Quarter	15	Mark Aguirre vs. Boston (2nd) (7-15)	11/27/84
Overtime	8	O.J. Mayo vs. Golden State (1st) (5-8)	11/19/12

FIELD GOAL PERCENTAGE

Career(min. 500 FGA)			
	.660	Tyson Chandler (559-847)	2010-11 and 2014-15
Season (min. 200 FGA)			
	.747	Dereck Lively II (221-296)	2023-24
Game	1.000	Several times. Most made without a miss:	
	12	Daniel Gafford at Charlotte	4/9/24
Half	1.000	Several times. Most made without a miss:	
	9	Steve Nash at Toronto (1st)	1/5/01
	9	Geoff Huston at Denver (1st)	12/10/80
Quarter	1.000	Several times. Most made without a miss:	
	9	Jay Vincent vs. Boston (3rd)	3/2/82
	9	Jay Vincent at New York (2nd)	2/16/82
Overtime	1.000	Several times. Most made without a miss:	
	4	Several times. Most recently:	
		Raymond Felton vs. Denver (1st)	2/26/16

3-POINT FIELD GOALS

Career	1,982	Dirk Nowitzki (1,982-5,210)	1998-99 through 2018-19
Season	284	Luka Dončić (284-744)	2023-24
Game	10	Tim Hardaway Jr. at Miami (10-18)	5/4/21
	10	Wesley Matthews at Washington (10-17)	12/6/15
	10	George McCloud vs. Phoenix (10-12) (OT)	12/16/95
Half	8	Wesley Matthews at Washington (2nd) (8-11)	12/6/15
Quarter	7	Luka Dončić vs. L.A. Clippers (1st) (7-10)	2/10/22
Overtime	4	George McCloud vs. Seattle (1st) (4-4)	12/12/95

CONSECUTIVE GAMES WITH A 3-POINT FIELD GOAL

70	Luka Dončić	10/25/23 through 4/10/24

CONSECUTIVE 3-POINT FIELD GOALS

10	Brad Davis from 1/23/88 through 2/3/88
10	Michael Finley (8-8) vs. Cleveland 3/26/05 and first 2 at Detroit 3/28/05

3-POINT FIELD GOAL ATTEMPTS

Career	5,210	Dirk Nowitzki (1,982-5,210)	1998-99 through 2018-19
Season	744	Luka Dončić (284-744)	2023-24
Game	20	George McCloud vs. New Jersey (7-20)	3/5/96
Half	13	Wesley Matthews at Houston (2nd) (3-13)	10/30/16
Quarter	10	Luka Dončić vs. L.A. Clippers (1st) (7-10)	2/10/22
	10	George McCloud vs. San Antonio (4th) (4-10)	3/29/96
Overtime	4	Charlie Villanueva at Denver (2nd) (1-4)	4/10/15
	4	Jason Terry at New Orleans (1st) (2-4)	11/4/09
	4	George McCloud vs. Seattle (1st) (4-4)	12/12/95

3-POINT FIELD GOAL PERCENTAGE

Career (min. 200 3FGA)			
	.454	Hubert Davis (306-674)	1997-98 through 2000-01
Season (min. 50 3FGA)			
	.494	Doug McDermott (39-79)	2017-18
Game	1.000	Several times. Most made without a miss:	
	8	Michael Finley vs. Cleveland	3/26/05

FREE THROWS

Career	7,240	Dirk Nowitzki (7,240-8,239)	1998-99 through 2018-19
Season	615	Dirk Nowitzki (615-708)	2004-05
Game	22	Rolando Blackman at New Jersey (22-23)	2/17/86
Half	15	Dirk Nowitzki vs. Utah (2nd) (15-16)	11/3/09
Quarter	14	Dirk Nowitzki vs. Utah (4th) (14-14)	11/3/09
Overtime	6	Michael Finley at Vancouver (1st) (6-6)	2/6/00

CONSECUTIVE FREE THROWS MADE

82	Dirk Nowitzki	3/29/10 through 10/29/10
74	Dirk Nowitzki	3/4/11 through 3/27/11
60	Dirk Nowitzki	12/23/05 through 1/6/06
49	Dirk Nowitzki	12/30/08 through 1/14/09
49	Steve Nash	12/2/02 through 12/20/02

FREE THROW ATTEMPTS

Career	8,239	Dirk Nowitzki (7,240-8,239)	1998-99 through 2018-19
Season	708	Dirk Nowitzki (615-708)	2004-05
Game	23	Rolando Blackman at New Jersey (22-23)	2/17/86
Half	16	LukaDončić at Houston (2nd) (14-16)	1/2/23
	16	Dirk Nowitzki vs. Utah (2nd) (15-16)	11/3/09
Quarter	14	Dirk Nowitzki vs. Utah (4th) (14-14)	11/3/09
Overtime	7	Jason Terry at Phoenix (1st) (4-7)	11/1/05

FREE THROW PERCENTAGE

Career (min. 500 FTA)			
	.898	Steve Nash (1,142-1,272)	1998-99 through 2003-04
Season (min. 50 FTA)			
	.918	Kyrie Irving (279-304)	2022-23
Game	1.000	Several times. Most made without a miss:	
	17	Dirk Nowitki at Portland	4/9/10
Half	1.000	Several times. Most made without a miss:	
	14	Josh Howard vs. L.A. Clippers (2nd)	3/25/08
	14	Jay Vincent vs. San Antonio (1st)	3/19/85
Quarter	1.000	Several times. Most made without a miss:	
	14	Dirk Nowitzki vs. Utah (4th)	11/3/09
Overtime	1.000	Several times. Most made without a miss:	
	6	Michael Finley at Vancouver (1st)	2/6/00

REBOUNDS

Career	11,489	Dirk Nowitzki	1998-99 through 2018-19
Season	973	James Donaldson (11.9)	1986-87
Game	28	Popeye Jones vs. Indiana	1/9/96
Half	17	Dirk Nowitzki vs. Phoenix (2nd)	3/5/02
	17	Popeye Jones vs. L.A. Clippers (2nd)	4/6/96
Quarter	14	Tyson Chandler vs. Minnesota (3rd)	12/1/10
Overtime	5	Shawn Marion vs. Portland (2nd)	2/11/12
	5	Kurt Nimphius at Kansas City (1st)	1/10/85

OFFENSIVE REBOUNDS

Career	1,468	Dirk Nowitzki	1998-99 through 2018-19
Season	360	Roy Tarpley	1987-88
Game	12	Several times. Most recently:	
		Erick Dampier vs. L.A. Lakers	11/11/08
Half	9	Erick Dampier vs. L.A. Lakers (2nd)	11/11/08
	9	James Donaldson vs. Phoenix (1st)	12/11/87
Quarter	8	Kurt Nimphius vs. Utah (2nd)	1/22/83
Overtime	4	Luka Dončić vs. New Orleans (1st)	3/18/19

DEFENSIVE REBOUNDS

Career	10,021	Dirk Nowitzki	1998-99 through 2018-19
Season	710	Dirk Nowitzki	2002-03
Game (OT)	22	James Donaldson vs. Portland (3OT)	12/29/89
Game	21	Dirk Nowitzki vs. Sacramento	2/23/02
Half	16	Dirk Nowitzki vs. Phoenix (2nd)	3/5/02
Quarter	10	Several times. Most recently:	
		Luka Dončić at New Orleans (3rd)	12/3/19
Overtime	4	Several times. Most recently:	
		Shawn Marion vs. Portland (2nd)	2/11/12

ASSISTS

Career	5,111	Derek Harper	1983-84 through 1993-94 and 1996-97
Season	783	Jason Kidd (9.7)	1995-96
Game (OT)	25	Jason Kidd vs. Utah (2OT)	2/8/96
Game	20	Luka Dončić vs. Washington	5/1/21
	20	Jason Kidd vs. Phoenix	4/5/09
Half	16	Jason Kidd vs. Phoenix (1st)	4/5/09
Quarter	10	Brad Davis vs. San Antonio (2nd)	3/18/86
Overtime	5	Jason Kidd vs. Seattle (1st)	12/12/95

STEALS

Career	1,551	Derek Harper	1983-84 through 1993-94 and 1996-97
Season	187	Derek Harper	1989-90
Game	10	Michael Finley vs. Philadelphia	1/23/01
Half	8	Michael Finley vs. Philadelphia (1st)	1/23/01
Quarter	5	Several times. Most recently:	
		Michael Finley vs. Philadelphia (1st)	1/23/01
Overtime	3	Monta Ellis vs. New York (1st)	11/26/14

BLOCKS

Career	1,281	Dirk Nowitzki	1998-99 through 2018-19
Season	228	Shawn Bradley	2000-01
Game	13	Shawn Bradley vs. Portland	4/7/98
Half	8	Shawn Bradley vs. L.A. Lakers (2nd)	3/4/97
Quarter	7	Shawn Bradley vs. L.A. Lakers (3rd)	3/4/97
Overtime	2	Several times. Most recently:	
		Christian Wood at L.A. Lakers (2nd)	1/12/23

TURNOVERS

Career	2,494	Dirk Nowitzki	1998-99 through 2018-19
Season	334	Jim Jackson	1993-94
Game	10	Several times. Most recently:	
		Jim Jackson at Phoenix	3/25/94
Half	7	Several times. Most recently:	
		Luka Dončić vs. San Antonio (2nd)	3/12/19
Quarter	6	Several times. Most recently:	
		Luka Dončić at New Orleans (1st)	11/14/23
Overtime	3	Jason Terry vs. Phoenix (2nd)	3/14/07
	3	Sean Rooks at L.A. Lakers (1st)	2/8/93

FOULS

Career	3,601	Dirk Nowitzki	1998-99 through 2018-19
Season	313	Roy Tarpley	1987-88
Game	6	Several times. Most recently:	
		Grant Williams vs. L.A. Clippers	12/20/23
Half	6	Several times. Most recently:	
		Dwight Powell vs. New Orleans (2nd)	2/2/23
Quarter	6	Several times. Most recently:	
		Ian Mahinmi vs. Sacramento (4th)	2/16/11
Overtime	3	Several times. Most recently:	
		Luka Dončić vs. New York (1st)	12/27/22

DISQUALIFICATIONS

Career	37	Shawn Bradley	1996-97 through 2004-05
Season	12	Doug Smith	1992-93

MINUTES

Career	51,368	Dirk Nowitzki	1998-99 through 2018-19
Season	3,464	Michael Finley	1999-00
Game (3OT)	58	James Donaldson vs. Portland	12/29/89
Game (2OT)	57	Dirk Nowitzki vs. Phoenix	3/14/07
	57	Michael Finley at Indiana	2/5/02
	57	Michael Finley at New York	2/7/01
	57	Michael Finley at Indiana	2/13/98
Game (OT)	53	Michael Finley at New York	1/12/04
	53	Dirk Nowitzki at Washington	2/23/03
	53	Michael Finley at Milwaukee	3/26/02
	53	Michael Finley at Vancouver	2/6/00
	53	Dennis Scott at Milwaukee	12/30/97
Game	48	Michael Finley, 37 times. Most recently: vs. Golden State	1/7/04
	48	Dirk Nowitzki, 7 times. Most recently: at Phoenix	1/17/03
	48	Jim Jackson, 3 times. Most recently: at San Antonio	4/21/96
	48	George McCloud, 3 times. Most recently: at Houston	4/13/96
	48	Marquis Daniels, twice. Most recently: at Houston	4/14/04
	48	11 other former Mavericks, once each	

TEAM HIGHS

POINTS

Season	9,664	(117.9 ppg)	2023-24
Game (2OT)	156	at Houston (2OT)	4/11/95
Game (OT)	149	vs. Houston (OT)^	7/31/20
Game	149	at Golden State	1/15/85
	149	vs. Denver	1/14/83
1st Half	85	vs. Houston^	7/31/20
	85	vs. Denver	1/14/83
2nd Half	87	at Golden State	1/15/85
1st Quarter	47	vs. Oklahoma City	2/10/24
2nd Quarter	49	at New Jersey	12/2/09
3rd Quarter	51	vs. L.A. Lakers	12/25/22
4th Quarter	51	at Golden State	1/15/85
Overtime	23	at Houston (1st)	4/11/95
	23	at L.A. Lakers (1st)	12/12/90

^ Game played in Orlando

FIELD GOALS

Season	3,674	1982-83	
Game	65	vs. Denver (65-102)	1/14/83
Half	37	vs. Denver (1st) (37-52)	1/14/83
Quarter	21	at Golden State (4th) (21-29)	1/15/85
Overtime	7	vs. Chicago (1st) (7-9)	2/7/09
	7	vs. Seattle (1st) (7-9)	12/12/95
	7	at L.A. Lakers (1st) (7-8)	12/12/90

FIELD GOAL ATTEMPTS

Season	7,550	1982-83	
Game (2OT)	128	at Houston (55-128) (2OT)	4/11/95
Game (OT)	115	vs. Milwaukee (48-115) (OT)^	8/8/20
Game	114	at Charlotte (44-114)	11/17/92
	114	vs. San Antonio (50-114)	4/16/83
	114	vs. Denver (47-114)	4/8/83
Half	60	at Minnesota (1st) (25-60)	3/3/04
	60	vs. Denver (1st) (27-60)	4/8/83
Quarter	34	at Houston (1st) (18-34)	11/24/19
	34	at Charlotte (4th) (16-34)	11/17/92
Overtime	17	vs. L.A. Lakers (1st) (6-17)	11/2/91

^ Game played in Orlando

FIELD GOAL PERCENTAGE

Season	.501	(3,631-7,254)	1985-86
Game	.687	at New Orleans (57-83)	12/1/21
Half	.806	at New Jersey (1st) (29-36)	12/2/09
Quarter	.941	at Utah (1st) (16-17)	4/8/14
Overtime	1.000	vs. New York (1st) (5-5)	3/22/91

3-POINT FIELD GOALS

Season	1,246	(1,246-3,362)	2022-23
Game	25	vs. Philadelphia (25-48)	3/2/23
	25	vs. New Orleans (25-45)	2/12/21
Half	15	Several times. Most recently:	
		at Memphis (1st) (15-26)	10/30/23
Quarter	10	Several times. Most recently:	
		at New Orleans (4th) (10-18)	3/8/23
Overtime	5	vs. Seattle (1st) (5-6)	12/12/95

3-POINT FIELD GOAL ATTEMPTS

Season	3,362	(1,246-3,362)	2022-23
Game	61	at New York (24-61)	12/3/22
Half	32	at Charlotte (1st) (13-32)	4/9/24
Period	20	at Vancouver (3rd) (9-20)	3/1/96
Overtime	10	at Houston (2nd) (4-10)	4/11/95

^ Game played in Orlando

3-POINT FIELD GOAL PERCENTAGE

Season	.391	(519-1,326)	1999-00
Game	1.000	Several times. Most made without a miss:	
	3	at Houston	2/19/85

FREE THROWS

Season	2,148	(2,148-2,717)	1986-87
Game	51	at Seattle (51-58)	11/6/86
	51	at New Jersey (51-58)	2/17/86
Half	32	at Milwaukee (2nd) (32-38)	1/16/87
Quarter	23	at Seattle (3rd) (23-26)	11/6/86
Overtime	12	vs. Minnesota (1st) (12-13)	2/8/94

FREE THROW ATTEMPTS

Season	2,717	(2,148-2,717)	1986-87
Game	58	at Seattle (51-58)	11/6/86
	58	at New Jersey (51-58)	2/17/86
Half	38	at Milwaukee (2nd) (32-38)	1/16/87
Quarter	30	vs. Toronto (4th) (18-30)	2/25/96
Overtime	13	vs. Minnesota (1st) (12-13)	2/8/94

FREE THROW PERCENTAGE

Season	.829	(1,486-1,793)	2002-03
Game	1.000	Several times. Most made without a miss:	
	29	vs. Washington	11/26/07
Half	1.000	Several times. Most made without a miss:	
	24	at Cleveland (2nd)	12/22/85
Quarter	1.000	Several times. Most made without a miss:	
	18	vs. Utah (4th)	11/3/09
	18	at Golden State (4th)	2/23/87
Overtime	1.000	Several times. Most made without a miss:	
	8	vs. L.A. Clippers (1st)	3/26/13
	8	at Vancouver (1st)	2/6/00
	8	at Seattle (1st)	11/14/89

CONSECUTIVE FREE THROWS MADE

45 — Last 8 vs. Chicago 1/27/86 and first 37 vs. San Antonio 1/29/86

REBOUNDS

Season	3,947	1994-95	
Game (2OT)	76	vs. Vancouver (2OT)	12/28/95
Game (OT)	69	vs. Orlando (OT)	1/18/01
Game	66	vs. Indiana	1/9/96
	66	vs. Sacramento	11/12/88
Half	39	at Denver (1st)	4/23/89
Quarter	28	vs. Utah (2nd)	1/22/83
Overtime	10	vs. Portland (2nd)	2/11/12
	10	at New York (1st)	11/16/08
	10	vs. Golden State (1st)	3/19/98

OFFENSIVE REBOUNDS

Season	1,514	1994-95	
Game (OT)	37	vs. Vancouver (2OT)	12/28/95
Game	33	vs. Indiana	1/9/96
Half	20	vs. Minnesota (1st)	3/10/03
	20	vs. Denver (2nd)	11/8/94
Quarter	13	Several times. Most recently:	
		vs. Orlando (4th)	1/18/01
Overtime	7	at Houston (1st)	4/11/95

DEFENSIVE REBOUNDS

Season	2,884	2018-19	
Game (OT)	51	at L.A. Lakers (2OT)	1/12/23
Game	50	at Minnesota	3/1/20
Half	30	vs. Cleveland (1st)	3/2/95
Quarter	18	vs. Phoenix (1st)	4/9/19
	18	vs. L.A. Lakers (2nd)	11/19/02
Overtime	8	Several times. Most recently:	
		vs. Portland (1st)	3/20/16

ASSISTS

Season	2,227	1982-83	
Game	45	vs. Denver	1/14/83
Half	28	vs. Denver (1st)	1/14/83
Quarter	17	vs. San Antonio (1st)	3/26/88
Overtime	6	vs. Denver (1st)	4/10/15
	6	vs. Seattle (1st)	12/12/95

STEALS

Season	767	1993-94	
Game	20	at Houston	3/7/04
Half	14	at Washington (1st)	1/21/94
Quarter	9	at Golden State (1st)	12/2/00
	9	at Phoenix (2nd)	1/18/94
Overtime	5	vs. New York (1st)	11/26/14

BLOCKS

Season	492	2000-01	
Game	17	at New Orleans	2/22/13
Half	11	vs. New Orleans (1st)	3/4/20
Quarter	8	vs. Philadelphia (2nd)	12/5/96
Overtime	2	Several times. Most recently:	
		at L.A. Lakers (2nd)	1/12/23

TURNOVERS

Season	1,459	1992-93	
Game	32	at Denver	10/15/80
Half	20	at Indiana (1st)	1/21/84
Quarter	13	vs. Boston (2nd)	2/21/02
Overtime	6	at Milwaukee (1st)	1/16/87

FOULS

Season	2,302	1992-93	
Game	43	vs. Miami	12/8/92
Half	26	at Houston (2nd)	11/1/13
	26	at Detroit (2nd)	12/10/82
Quarter	19	at Denver (4th)	1/15/82
Overtime	9	at Houston (1st)	4/11/95

DISQUALIFICATIONS

Season	40	1981-82	
Game	4	at Utah (Spanarkel, LaGarde, Allums, Boynes)	10/31/80

TEAM LOWS

POINTS

Season (82 games)			
	7,431	(90.6 ppg)	1996-97
Season (66 games)			
	6,322	(95.8 ppg)	2011-12
Season (50 games)			
	4,581	(91.6 ppg)	1998-99
Game	62	vs. Milwaukee	11/22/97
1st Half	24	at Indiana	2/13/98
2nd Half	23	at Philadelphia	2/11/08
1st Quarter	8	at Chicago	4/21/12
2nd Quarter	10	Several times. Most recently:	
		vs. Memphis	11/18/16
3rd Quarter	2	at L.A. Lakers	4/6/97
4th Quarter	9	at Golden State	2/7/99
	9	at San Antonio	1/16/91
	9	at Minnesota	12/13/89
Overtime	2	at Seattle (1st)	2/5/99

FIELD GOALS

Season (82 games)			
	2,813	(34.3 avg.) (2,813-6,452)	1996-97
Season (66 games)			
	2,398	(36.3 avg.) (2,398-5,412)	2011-12
Season (50 games)			
	1,749	(35.0 avg.) (1,749-4,033)	1998-99
Game	20	at Utah (20-68)	2/26/99
Half	6	at Utah (2nd) (6-33)	3/5/97
Quarter	0	at L.A. Lakers (3rd) (0-15)	4/6/97
Overtime	0	vs. Sacramento (1st) (0-6)	2/27/03

FIELD GOAL ATTEMPTS

Season (82 games)			
	6,375	(77.7 avg.) (2,948-6,375)	2005-06
Season (72 games)			
	6,287	(87.3 avg.) (2,958-6,287)	2020-21
Season (66 games)			
	5,412	(82.0 avg.) (2,398-5,412)	2011-12
Season (50 games)			
	4,033	(80.7 avg.) (1,749-4,033)	1998-99
Game	60	vs. Memphis (30-60)	4/8/16
Half	25	vs. Minnesota (2nd) (16-25)	4/17/91
	25	vs. Minnesota (2nd) (14-25)	3/30/90
Quarter	8	vs. Minnesota (4th) (5-8)	4/17/91
Overtime	4	Several times. Most recently:	
		vs. New York (1st) (1-4)	12/27/22

FIELD GOAL PERCENTAGE

Season	.420	(3,124-7,431)	1995-96
Game	.274	at Detroit (22-81)	11/8/80
Half	.181	at Utah (2nd) (6-33)	3/5/97
Quarter	.000	at L.A. Lakers (3rd) (0-15)	4/6/97
Overtime	.000	at Sacramento (1st) (0-6)	2/27/03

3-POINT FIELD GOALS

Season	42	(42-184)	1983-84
Game	0	Several times. Most recently:	
		at Toronto (0-13)	12/14/12

3-POINT FIELD GOAL ATTEMPTS

Season	165	(46-165)	1980-81
Game	0	Several times. Most recently:	
		vs. Seattle	1/8/90

3-POINT FIELD GOAL PERCENTAGE

Season	.228	(42-184)	1983-84
Game	.000	Several times. Most attempted without a make:	
	13	at Toronto	12/14/12

FREE THROWS

Season (82 games)			
	1,167	(14.2 avg.) (1,167-1,530)	2017-18
Season (66 games)			
	1,029	(15.6 avg.) (1,029-1,334)	2011-12
Season (50 games)			
	881	(17.6 avg.) (881-1,210)	1998-99
Game	3	vs. Sacramento (3-6)	2/16/11
Half	0	Several times.	
Quarter	0	Several times.	
Overtime	0	Several times.	

FREE THROW ATTEMPTS

Season (82 games)			
	1,516	(18.5 avg.) (1,215-1,516)	2016-17
Season (66 games)			
	1,334	(20.2 avg.) (1,029-1,334)	2011-12
Season (50 games)			
	1,210	(24.2 avg.) (881-1,210)	1998-99
Game	5	vs. L.A. Clippers (4-5)	3/15/21
	5	at San Antonio (5-5)	11/4/08
	5	vs. Milwaukee (5-5)	11/9/95
Half	0	Several times.	
Quarter	0	Several times.	
Overtime	0	Several times.	

FREE THROW PERCENTAGE

Season	.705	(1,530-2,171)	1992-93
Game	.308	vs. San Antonio (4-13)	10/28/21
Half	.000	Several times.	
Quarter	.000	Several times.	
Overtime	.000	Several times.	

REBOUNDS

Season (82 games)			
	3,163	(38.6 rpg)	2016-17
Season (72 games)			
	3,120	(43.3 rpg)	2020-21
Season (66 games)			
	2,823	(42.8 rpg)	2011-12
Season (50 games)			
	2,123	(42.5 rpg)	1998-99
Game	22	at Miami	12/22/17
Half	7	at L.A. Lakers (2nd)	2/4/86
Quarter	1	at Portland (3rd)	3/28/03
Overtime	0	vs. Minnesota (1st)	12/15/12
	0	vs. Utah (1st)	2/8/96
	0	vs. Houston (2nd)	4/6/85

OFFENSIVE REBOUNDS

Season (82 games)			
	625	(7.6 avg.)	2022-23
Season (50 games)			
	645	(12.9 avg.)	1998-99
Game	1	at Miami	4/1/23
Half	0	Several times.	
Quarter	0	Several times.	
Overtime	0	Several times.	

DEFENSIVE REBOUNDS

Season (82 games)	2,150	(26.2 avg.)	1993-94
Season (50 games)	1,478	(29.6 avg.)	1998-99
Game	13	vs. San Antonio	1/15/94
Half	3	at Portland (2nd)	12/20/96
	3	vs. Utah (2nd)	11/13/93
	3	vs. Boston (2nd)	3/3/81
Period	0	Several times.	
Overtime	0	Several times.	

ASSISTS

Season (82 games)			
	1,473	(18.0 apg)	2005-06
Season (66 games)			
	1,226	(18.6 apg)	2011-12
Season (50 games)			
	921	(18.4 apg)	1998-99
Game	6	vs. L.A. Clippers	4/19/06
	6	at New Jersey	2/10/98
Half	1	at Portland (2nd)	12/21/16
	1	vs. Utah (2nd)	12/20/02
Quarter	0	Several times. Most recently: vs. Detroit (3rd)	4/12/24
Overtime	0	Several times.	

STEALS

Season (82 games)			
	490	(6.0 spg)	2007-08
Season (75 games)			
	460	(6.1 spg)	2019-20
Season (72 games)			
	450	(6.3 spg)	2020-21
Season (50 games)			
	352	(7.0 spg)	1998-99
Game	0	Several times. Most recently: at Miami	2/28/20
Half	0	Several times.	
Quarter	0	Several times.	
Overtime	0	Several times.	

BLOCKS

Season	214	1980-81
Game	0	Several times.

TURNOVERS

Season (82 games)			
	949	(11.6 avg.)	2002-03
Season (72 games)			
	869	(12.1 avg.)	2020-21
Season (50 games)			
	692	(13.8 avg.)	1998-99
Game	3	at Utah	2/23/19
Half	0	Several times. Most recently: vs. Milwaukee (1st)	12/28/15
Quarter	0	Several times.	
Overtime	0	Several times.	

FOULS

Season (82 games)			
	1,500	(18.3 avg.)	2023-24
Season (75 games)			
	1,462	(19.5 avg.)	2019-20
Season (72 games)			
	1,396	(19.4 avg.)	2020-21
Season (66 games)			
	1,226	(18.6 avg.)	2011-12
Season (50 games)			
	1,065	(21.3 avg.)	1998-99
Game	5	at San Antonio	11/20/99
Half	1	vs. Phoenix (2nd)	1/24/24
	1	vs. Denver (2nd)	4/11/17
Quarter	0	Several times.	
Overtime	0	Several times.	

DISQUALIFICATIONS

Season (82 games)		
	4	2015-16
	4	2013-14
Season (66 games)		
	2	2011-12

MISCELLANEOUS

SINGLE GAME

Most combined points by both teams

Game (2OT)	303	Dallas (156) at Houston (147) (2OT)	4/11/95
Game (OT)	302	Houston (153) at Dallas (149) (OT)^	7/31/20
Game	291	Dallas (148) at Atlanta (143)	1/26/24
Half	160	Houston (75) at Dallas (85) (1st)^	7/31/20
	160	Denver (75) at Dallas (85) (1st)	1/14/83
Quarter	89	Denver (45) at Dallas (44) (2nd)	1/14/83
Overtime	46	Dallas (23) at Houston (23) (1st)	4/11/95

Fewest combined points by both teams

Game	134	Dallas (66) at Utah (68)	12/12/97
Half	57	Dallas (23) at Philadelphia (34) (2nd)	2/11/08
Quarter	22	Dallas (12) at Indiana (10) (2nd)	2/13/98
Overtime	7	Dallas (3) at Cleveland (4) (1st)	12/17/22

Longest game (3OT)

3:17 at Utah 4/16/12

Longest game (2OT)

3:14 vs. Philadelphia 1/14/04

Longest game (OT)

3:07 vs. Oklahoma City 3/25/14

Shortest game

1:40 at Seattle 1/7/85

Highest FG% by Dallas in a loss

.627 at San Antonio (42-67) 11/1/86

Most points scored by Dallas in a loss (OT)

149 vs. Houston (153) 7/31/20^

Most points scored by Dallas in a loss

141 vs. Golden State (143) 1/18/92

Fewest points scored by Dallas in a victory

75 at L.A. Clippers (73) 4/10/06

Consecutive points scored (team)

30 vs. Oklahoma City 12/2/23
Score was Dallas 87 Oklahoma City 111 at 11:09 in 4th
Score was Dallas 117 Oklahoma City 111 at 4:18 in 4th
Oklahoma City scored at 4:04 in 4th

Consecutive points allowed (team)

26 at L.A. Lakers 4/6/97
Score was Dallas 51 L.A. Lakers 35 at 0:19.8 in 2nd
Score was Dallas 51 L.A. Lakers 61 at 3:09 in 3rd
Dallas scored at 1:51 in 3rd

Players scoring in double figures

9 Dallas (109) at Denver (106) 10/29/19
Hardaway-14, Kleber-14, Dončić-12, Finney-Smith-12, Wright-12
Brunson-11, Curry-10, Jackson-10, Porzingis-10

9 Dallas (151) vs. Seattle (129) 4/23/87*
Aguirre-28, Tarpley-25, Blackman-18, Harper-18, Donaldson-15
Perkins-12, Schrempf-10, Davis-10, Wennington-10

9 Dallas (147) at Seattle (124) 11/6/86
Wood-25, Aguirre-24, Blackman-18,
Harper-15, Schrempf-15, Donaldson-14, Tarpley-11, Perkins-10, Davis-10

Players scoring 20+ points

5 Dallas (137) at San Antonio (128) (OT) 3/15/23
Wood-28, Hardy-22, Powell-22, Green-21, Bullock-20

Points off the bench

86 vs. L.A. Lakers (37) 5/8/11*

Quickest disqualification on personal fouls

3 minutes Bubba Wells at Chicago 12/29/97

Earliest disqualification on personal fouls

3rd quarter-6:30 left Loren Meyer vs. Miami 3/12/96

Technical fouls (team)

8 at Indiana 3/24/04
Williams-2, Bradley-1, Harris-1, Nowitzki-1, def. 3 seconds-3
Referees: Ron Garretson, Ron Olesiak, Bernie Adams

Technical fouls (both teams)

12 vs. Golden State 3/23/05
Dallas: Johnson-1, Howard-1, Nowitzki-1, Van Horn-1, Defensive 3 seconds-2
Golden State: Davis-1, Dunleavy-1, Richardson-1, Montgomery-1, Defensive 3 seconds-2
Referees: Mike Callahan, Rodney Mott, Bill Spooner

12 vs. Portland 12/20/00
Dallas: Eisley-1, Finley-1, Bradley-2, illegal defense-1
Portland: Wallace-1, Dunleavy-2, Davis-2, Wells-1, Augmon-1
Referees: Joe Forte, Ron Olesiak, Marc Davis

*Playoffs
^Game played in Orlando

INDIVIDUAL

Most 50-point games (single season)

4 LukaDončić 2022-23

Most 40-point games (single season)

14 LukaDončić 2022-23

Most 30-point games (single season)

50 LukaDončić 2023-24

Most 20-point games (single season)

72 Mark Aguirre 1983-84

Most double-figure scoring games (single season)

81 Dirk Nowitzki 2005-06

Most games with 10+ rebounds (single season)

56 James Donaldson 1986-87

Most games with 10+ assists (single season)

43 Jason Kidd 1995-96

Most triple-doubles (single season)

21 Luka Dončić 2023-24

Most point/rebound double-doubles (single sesaon)

43 Roy Tarpley 1987-88

Most point/assist double-doubles (single season)

37 Luka Dončić 2023-24

Consecutive games with 40+ points

2	Luka Dončić	(45) vs. Orlando	1/29/24
		(40) vs. Milwaukee	2/3/24
2	Luka Dončić	(51) vs. L.A. Clippers	2/10/22
		(45) vs. L.A. Clippers	2/12/22
2	Luka Dončić	(46) vs. New Orleans	2/12/21
		(44) vs. Portland	2/14/21
2	Mark Aguirre	(40) vs. Golden State	3/1/86
		(42) at Phoenix (2OT)	3/3/86
2	Rolando Blackman	(43) vs. Portland	4/18/85*
		(41) vs. Portland	4/20/85*
2	Mark Aguirre	(40) at Golden State	12/10/83
		(40) at San Diego	12/11/83

Consecutive games with 30+ points

11 Luka Dončić 11/22/23 through 12/18/23

Consecutive games with 20+ points (regular season + playoffs, spanning multiple seasons)

51 Luka Dončić 3/25/22 through 12/16/22

Consecutive games with 20+ points (regular season + playoffs, single season)

42 Dirk Nowitzki 2/23/06 through 5/28/06*

Consecutive games with 20+ points (regular season only, spanning multiple seasons)

36 Luka Dončić 3/25/22 through 12/16/22

Consecutive games with 20+ points (regular season only, single season)

34 Mark Aguirre 11/22/83 through 2/1/84

Consecutive games with 10+ points (regular season + playoffs, spanning multiple seasons)

239 Luka Dončić 12/26/19 through 1/24/23

Consecutive games with 10+ points (regular season only, spanning multiple seasons)

211 Luka Dončić 12/26/19 through 1/24/23

Consecutive games with 10+ rebounds

13 DeAndre Jordan 12/12/18 through 1/4/19

Consecutive games with 10+ assists

8 Luka Dončić 2/27/24 through 3/11/24
8 Jason Kidd 4/8/96 through 4/21/96

Consecutive triple-doubles

7 Luka Dončić 2/28/24 through 3/11/24

Consecutive point/rebound double-doubles

10 Dirk Nowitzki 5/4/03* through 5/21/03*
10 James Donaldson 2/6/89 through 3/8/89

Consecutive point/assist double-doubles

8	Luka Dončić	2/27/24 through 3/11/24

Times leading team in scoring (including ties)

62	Mark Aguirre	1983-84

Times leading team in points/rebounds/assists (including ties)

34	Luka Dončić	2021-22

*Playoffs

TEAM

100-point games	79	1985-86
Consecutive 100-point games	67	1/15/86 through 12/10/86
Games under 100 points	66	1997-98
Consecutive games under 100 points	18	3/15/97 through 4/16/97
Consecutive games allowing 100-or-more points	51	1/28/23 through 12/2/23
Games holding opponent under 100 points	60	2006-07
	60	2005-06
Consecutive games holding opponent under 100 points	15	12/30/11 through 1/23/12
Games shooting .500+	49	1985-86
Consecutive games shooting .500+	8	2/28/84 through 3/13/84
Consecutive games shooting under .500	50	3/18/97 through 1/3/98
Games opponent shooting .500+	51	1981-82
Consecutive games opponents shooting .500+	9	3/22/85 through 4/9/85
	9	1/17/84 through 2/3/84
Consecutive games opponents shooting under .500	38	12/30/11 through 3/8/12

CAREER

Consecutive starts	360	Michael Finley	2/17/97 through 12/27/00
Consecutive games played	381	Michael Finley	12/28/96 through 12/27/01
Consecutive games without fouling out	865	Rolando Blackman	10/30/81 through 4/19/92

ROOKIE LEADERS

POINTS

Season	1,732	Jay Vincent (21.4)	1981-82
Game	42	Mark Aguirre vs. Golden State	11/14/81

FIELD GOALS

Season	719	Jay Vincent (719-1,448)	1981-82
Game	18	Mark Aguirre vs. Golden State (18-40)	11/14/81

FIELD GOAL ATTEMPTS

Season	1,448	Jay Vincent (719-1,448)	1981-82
Game	40	Mark Aguirre vs. Golden State (18-40)	11/14/81

FIELD GOAL PERCENTAGE

Season (min. 100 FGA)

	.747	Dereck Lively II (221-296)	2023-24
Game	1.000	Several times. Most made without a miss:	
	9	Dereck Lively II vs. Oklahoma City	12/2/23

3-POINT FIELD GOALS

Season	168	Luka Dončić (168-514)	2018-19
Game	9	Yogi Ferrell at Portland (9-11)	2/3/17
	9	Rodrigue Beaubois at Golden State (9-11)	3/27/10

3-POINT FIELD GOAL ATTEMPTS

Season	514	Luka Dončić (168-514)	2018-19
Game	15	Jaden Hardy vs. Memphis (5-15)	3/13/23

3-POINT FIELD GOAL PERCENTAGE

Season (min. 50 3FGA)

	.434	Mike Iuzzolino (59-136)	1991-92
Game	1.000	Several times. Most made without a miss:	
	4	Dale Ellis at Golden State	4/15/84
	4	Dale Ellis at Philadelphia	3/30/84

FREE THROWS

Season	346	Luka Dončić (346-485)	2018-19
Game	12	Luka Dončić vs. Atlanta (12-15)	12/12/18
	12	Erick Strickland vs. New York (12-12)	3/11/97

FREE THROW ATTEMPTS

Season	485	Luka Dončić (346-485)	2018-19
Game	16	Luka Dončić vs. Phoenix (10-16)	1/9/19

FREE THROW PERCENTAGE

Season (min. 50 FTA)

	.877	Yogi Ferrell (64-73)	2016-17
Game	1.000	Several times. Most made without a miss:	
	12	Erick Strickland vs. New York	3/11/97

REBOUNDS

Season	605	Popeye Jones (7.5)	1993-94
	605	Sam Perkins (7.4)	1984-85
Game	20	Roy Tarpley vs. Milwaukee	1/1/87

ASSISTS

Season	607	Jason Kidd	1994-95
Game	17	Jason Kidd at Golden State	3/13/95

STEALS

Season	151	Jason Kidd	1994-95
Game	6	Derek Harper at San Antonio	3/13/84
	6	Elston Turner vs. Utah	1/23/82

BLOCKS

Season	82	Kurt Nimphius	1981-82
Game	7	Dereck Lively II vs. Oklahoma City	12/2/23
	7	Bernard James at New Orleans	2/22/13

GAMES

Season	82	Rolando Blackman	1981-82
	82	Derek Harper	1983-84
	82	Sam Perkins	1984-85

STARTS

Season	79	Jason Kidd	1994-95

MINUTES

Season	2,896	Jamal Mashburn	1993-94
Game (2OT)	49	Jason Kidd at Houston (2OT)	4/11/95
Game	48	Marquiss Daniels at Houston	4/14/04
	48	Marquis Daniels at Miami (OT)	3/26/04
	48	Mike Iuzzolino vs. Seattle	3/22/92

TRIPLE-DOUBLES

Season	8	Luka Dončić	2018-19

DOUBLE-DOUBLES

Season	24	Luka Dončić	2018-19

OPPONENT PLAYER HIGHS

POINTS

Season	224	Adrian Dantley, Utah (37.3) (6 Games)	1980-81
Game	62	Kobe Bryant, at L.A. Lakers	12/20/05
Half	39	Jamal Crawford, Phoenix (2nd)	4/9/19
Quarter	30	Kobe Bryant, at L.A. Lakers (3rd)	12/20/05
Overtime	14	De'Aaron Fox, at Sacramento (1st)	2/11/23
	14	Luguentz Dort, Oklahoma City (1st)	2/2/22

FIELD GOALS

Season	82	Adrian Dantley, Utah (6 Games) (82-142, .577)	1980-81
Game (OT)	22	Andre Miller, Portland at Dallas (22-31) (OT)	1/30/10
Game	20	Giannis Antetokounmpo, Milwaukee at Dallas (20-28)	2/3/24
	20	Anthony Davis, at New Orleans (20-32)	12/28/18
	20	Bernard King, New York at Dallas (20-28)	2/1/84

FIELD GOAL ATTEMPTS

Season	154	Hakeem Olajuwan, Houston (6 Games) (72-154, .468)	1983-84
Game	39	George Gervin, San Antonio at Dallas (18-39)	11/27/82

FIELD GOAL PERCENTAGE

Season	1.000	Several times. Most made without a miss:	
	15	Darius Songaila, New Orleans (3 Games)	2009-10
Season (min. 25 FGA)			
	.824	Charles Barkley, Philadelphia (2 Games) (28-34)	1985-86
Game	1.000	Several times. Most made without a miss:	
	10	Ivica Zubac, L.A. Clippers at Dallas^	8/6/20
	10	Byron Scott, L.A. Lakers at Dallas	2/26/86

^Game played in Orlando

3-POINT FIELD GOALS

Season	27	Klay Thompson, Golden State (4 Games) (27-47)	2015-16
Game	11	Stephen Curry, Golden State at Dallas (11-19)	2/6/21
	11	Stephen Curry, Golden State at Dallas (11-19)	1/13/19

3-POINT FIELD GOAL ATTEMPTS

Season	59	James Harden (4 Games) (19-59)	2018-19
Game	19	Stephen Currry, Golden State at Dallas (11-19)	2/6/21
	19	Stephen Currry, Golden State at Dallas (11-19)	1/13/19

FREE THROWS

Season	60	Adrian Dantley, Utah (6 Games) (60-68, .882)	1980-81
Game	26	Adrian Dantley, at Utah (26-29)	10/31/80

FREE THROW ATTEMPTS

Season	71	Shaquille O'Neal, L.A. Lakers (4 Games) (39-71, .549)	2000-01
Game	29	Adrian Dantley, at Utah (26-29)	10/31/80

FREE THROW PERCENTAGE

Season	1.000	Several times. Most made without a miss:	
	25	Ray Allen, Milwaukee (2 Games, 7-7 FT) and Seattle (2 Games, 18-18 FT)	2002-03
Game (OT)	1.000	Several times. Most made without a miss:	
	21	Kevin Durant, Oklahoma City at Dallas (OT)	1/18/13
Game	1.000	Several times. Most made without a miss:	
	18	Damian Lillard, Portland at Dallas^	8/11/20

^Game played in Orlando

REBOUNDS

Season	109	Dennis Rodman, San Antonio (21.8) (5 Games)	1993-94
Game	32	Dennis Rodman, at San Antonio	1/22/94

OFFENSIVE REBOUNDS

Season	36	Hakeem Olajuwon, Houston (6 Games)	1986-87
	36	Moses Malone, Houston (6 Games)	1981-82
Game	13	Antawn Jamison, Golden State at Dallas	1/25/00

DEFENSIVE REBOUNDS

Season	78	Dennis Rodman, San Antonio (5 Games)	1993-94
Game	23	Dennis Rodman, at San Antonio	1/22/94

ASSISTS

Season	88	John Stockton, Utah (6 Games)	1988-89
Game	25	Isiah Thomas, at Detroit	2/13/85

STEALS

Season	21	Alvin Robertson, San Antonio (6 Games)	1985-86
Game	9	Chris Paul, at New Orleans	2/20/08

BLOCKS

Season	39	Mark Eaton, Utah (6 Games)	1984-85
Game	12	Mark Eaton, Utah at Dallas	2/26/85
	12	Mark Eaton, at Utah	3/17/84

TURNOVERS

Season	30	Karl Malone, Utah (6 Games)	1985-86
Game	11	Monta Ellis, Golden State at Dallas	11/24/09
	11	Magic Johnson, at L.A. Lakers	4/15/91
	11	Artis Gilmore, San Antonio at Dallas	4/16/83

FOULS

Season	29	Several times. Most recently:	
		Steve Johnson, San Antonio (6 Games)	1985-86

DISQUALIFICATIONS

Season	4	Tom Chambers, San Diego (5 Games)	1982-83

MINUTES

Season	273	Adrian Dantley, Utah (45.5) (6 Games)	1980-81
Game (2OT)	56	Jamaal Tinsley, at Indiana	2/5/02
Game (OT)	53	Several times. Most recently:	
		Goran Dragić, at Houston	4/11/11
Game	48	Several times. Most recently:	
		Ray McCallum, Sacramento at Dallas	3/29/14

TEAM OPPONENT HIGHS

POINTS

Game (OT)	153	Houston (OT)^	7/31/20
Game	147	Golden State	2/4/21
1st Half	82	at Oklahoma City	4/14/24
	82	at Chicago	12/10/22
2nd Half	80	Phoenix	4/10/18
	80	Washington	1/18/05
1st Quarter	46	Minnesota	10/20/18
2nd Quarter	46	Miami	11/2/21
3rd Quarter	48	Phoenix	1/28/20
4th Quarter	47	at Toronto	12/22/19
	47	Chicago	1/5/18
Overtime	23	at Houston (1st)	4/11/95

^Game played in Orlando

FIELD GOALS

Game	64	Indiana (64-98)	1/5/87

FIELD GOAL ATTEMPTS

Game (2OT)	125	at Denver (2OT) (53-125)	4/10/15
Game (OT)	115	Philadelphia (OT) (53-115)	12/29/82
	115	Houston (OT) (48-115)	3/24/81
Game	113	Denver (45-113)	12/14/85

FIELD GOAL PERCENTAGE

Game	.707	San Antonio (53-75)	4/16/83

3-POINT FIELD GOALS

Game	23	at Houston (23-60)	2/11/19

3-POINT FIELD GOAL ATTEMPTS

Game	60	at Houston (23-60)	2/11/19

3-POINT FIELD GOAL PERCENTAGE

Game	1.000	Several times. Most made without a miss:	
	4	L.A. Lakers	11/4/88

FREE THROWS

Game	49	at Utah (49-61)	10/31/80

FREE THROW ATTEMPTS

Game	61	Miami (47-61)	12/8/92
	61	at Utah (49-61)	10/31/80

FREE THROW PERCENTAGE

Game	1.000	Several times. Most made without a miss:	
	28	at Atlanta	1/9/92

REBOUNDS

Game	69	San Antonio	4/9/23
	69	at San Antonio (2OT)	3/13/84

OFFENSIVE REBOUNDS

Game	33	at Golden State	11/6/99

DEFENSIVE REBOUNDS

Game	56	San Antonio	4/9/23

ASSISTS

Game	46	at Boston	12/18/85

STEALS

Game	20	L.A. Lakers	12/13/94

BLOCKS

Game	19	Houston	11/16/22

TURNOVERS

Game	30	at Houston	3/7/04
	30	Washington	2/10/94
	30	Cleveland	11/15/86

FOULS

Game	41	Kansas City	11/20/82

DISQUALIFICATIONS

Game	4	at New Jersey (O'Koren, Turner, Richardson, B. Williams)	2/17/86

TEAM OPPONENT LOWS

POINTS

Game	60	Sacramento	1/14/12
1st Half	23	Sacramento	1/14/12
2nd Half	22	Utah	11/14/18
1st Quarter	9	Utah	2/11/15
2nd Quarter	8	at Minnesota	2/27/07
3rd Quarter	5	Denver	11/28/15
4th Quarter	8	Miami	12/25/11
Overtime	1	at L.A. Clippers (1st)	11/23/21
	1	Milwaukee (1st)	11/6/16

FIELD GOALS

Game	22	Sacramento (22-86)	1/14/12

FIELD GOAL ATTEMPTS

Game	53	at Utah (23-53)	12/12/97

FIELD GOAL PERCENTAGE

Game	.256	Sacramento (22-86)	1/14/12

3-POINT FIELD GOAL PERCENTAGE

Game	.000	Several times. Most attempted without a make:	
	15	at Sacramento	11/29/08

FREE THROWS

Game	2	at San Antonio (2-5)	11/20/99
	2	at Seattle (2-4)	1/7/85

FREE THROW ATTEMPTS

Game	4	at Seattle (2-4)	1/7/85

FREE THROW PERCENTAGE

Game	.375	at Washington (6-16)	2/26/11

REBOUNDS

Game	24	at Vancouver	2/17/97

OFFENSIVE REBOUNDS

Game	2	Several times. Most recently:	
		Miami	3/7/24

DEFENSIVE REBOUNDS

Game	13	Utah	4/8/88

ASSISTS

Game	8	Several times. Most recently:	
		New Orleans	11/25/06

STEALS

Game	0	Houston	11/12/91
	0	Utah	12/23/80

BLOCKS

Game	0	Several times. Most recently:	
		Indiana	2/25/24

TURNOVERS

Game	3	Cleveland	3/2/95

FOULS

Game	8	at L.A. Lakers	11/28/08

DALLAS MAVERICKS

AAC RECORDS

INDIVIDUAL HIGHS
TEAM HIGHS
TEAM LOWS
FIRSTS



INDIVIDUAL HIGHS

POINTS

Game (OT)	60	Luka Dončić, Dallas vs. New York (OT)	12/27/22
Game	57	Stephen Curry, Golden State at Dallas	2/6/21
Half	39	Jamal Crawford, Phoenix at Dallas (2nd)	4/9/19
Quarter	29	Dirk Nowitzki, Dallas vs. Utah (4th)	11/3/09
Overtime	14	Lugentz Dort, Oklahoma City at Dallas (1st)	2/2/22
	14	Dirk Nowitzki, Dallas vs. Chicago (1st)	2/7/09

FIELD GOALS

Game	22	Andre Miller, Portland at Dallas (22-31)	1/30/10
Half	14	Steve Nash, Phoenix at Dallas (2nd) (14-18)	5/15/05*
Quarter	11	Kyrie Irving, Dallas vs. Minnesota (4th) (11-12)	2/13/23
Overtime	5	O.J. Mayo, Dallas vs. Golden State (1st) (5-8)	11/19/12
	5	Dirk Nowitzki, Dallas vs. Chicago (1st) (5-7)	2/7/09

*Playoffs

FIELD GOAL ATTEMPTS

Game (OT)	36	Tracy McGrady, Houston at Dallas (OT) (19-36)	12/2/04
Game	34	Anthony Davis, New Orleans at Dallas (17-34)	2/25/17
Half	22	Anthony Davis, New Orleans at Dallas (1st) (13-22)	2/25/17
Quarter	14	Luka Dončić, Dallas vs. Chicago (3rd) (9-14)	1/6/20
Overtime	8	O.J. Mayo, Dallas vs. Golden State (1st) (5-8)	11/19/12

FIELD GOAL PERCENTAGE

Game	1.000	Several times. Most made without a miss:	
	9	Dereck Lively II, Oklahoma City at Dallas	12/2/23
	9	Rudy Gobert, Minnesota at Dallas	2/13/23
	9	Dwight Powell, Dallas vs. Minnesota	12/4/19
Half	1.000	Several times. Most made without a miss:	
	10	Zion Williamson, New Orleans at Dallas (1st)	2/12/21
Quarter	1.000	Several times. Most made without a miss:	
	8	Andre Miller, Denver at Dallas (3rd)	1/31/04
Overtime	1.000	Several times. Most made without a miss:	
	4	Kyrie Irving, Boston at Dallas (1st)	11/20/17
	4	Raymond Felton, Dallas vs. Denver (1st)	2/26/16
	4	Dirk Nowitzki, Dallas vs. Orlando (1st)	12/16/05

CONSECUTIVE FIELD GOALS

Single Game or Multiple Games

	12	Zion Williamson, New Orleans at Dallas	2/12/21

3-POINT FIELD GOALS

Game	11	Stephen Curry, Golden State at Dallas (11-19)	2/6/21
	11	Stephen Curry, Golden State at Dallas (11-19)	1/13/19
Half	7	Luka Dončić, Dallas vs. L.A. Clippers (1st) (7-11)	2/10/22
	7	Stephen Curry, Golden State at Dallas (1st) (7-10)	2/6/21
Quarter	7	Luka Dončić, Dallas vs. L.A. Clippers (1st) (7-10)	2/10/22
Overtime	2	Several times. Most recently:	
		Isaiah Joe, Oklahoma City at Dallas (1st) (2-2)	10/29/22

3-POINT FIELD GOAL ATTEMPTS

Game	19	Stephen Curry, Golden State at Dallas (11-19)	2/6/21
	19	Stephen Curry, Golden State at Dallas (11-19)	1/13/19
Half	12	Randy Foye, L.A. Clippers at Dallas (2nd) (6-12)	4/2/12
Quarter	10	Luka Dončić, Dallas vs. L.A. Clippers (1st) (7-10)	2/10/22
Overtime	3	Several times. Most recently:	
		Luguentz Dort, Oklahoma City at Dallas (1st) (2-3)	2/2/22

3-POINT FIELD GOAL PERCENTAGE

Game	1.000	Several times. Most made without a miss:	
	8	Michael Finley, Dallas vs. Cleveland	3/26/05
Half	1.000	Several times. Most made without a miss:	
	5	Several times. Most recently:	
		Jose Juan Barea, Dallas vs. Chicago (1st)	12/26/15
Quarter	1.000	Several times. Most made without a miss:	
	5	Several times. Most recently:	
		Luka Dončić, Dallas vs. New Orleans (2nd)	5/12/21
Overtime	1.000	Several times. Most made without a miss:	
	2	Several times. Most recently:	
		Isaiah Joe, Oklahoma City at Dallas (1st)	10/29/22

FREE THROWS

Game	24	Dirk Nowitzki, Dallas vs. Oklahoma City (24-24)	5/17/11*
Half	19	Dirk Nowitzki, Dallas vs. Oklahoma City (2nd) (19-19)	5/17/11*
Quarter	14	Dirk Nowitzki, Dallas vs. Utah (4th) (14-14)	11/3/09
Overtime	6	Lugentz Dort, Oklahoma City at Dallas (1st) (6-6)	2/2/22
	6	Shawn Marion, Phoenix at Dallas (1st) (6-6)	5/20/05*

*Playoffs

FREE THROW ATTEMPTS

Game	24	Dirk Nowitzki, Dallas vs. Oklahoma City (24-24)	5/17/11*
	24	Dirk Nowitzki, Dallas vs. San Antonio (21-24)	5/13/06*
Half	19	Dirk Nowitzki, Dallas vs. Oklahoma City (2nd) (19-19)	5/17/11*
Quarter	14	Dirk Nowitzki, Dallas vs. Utah (4th) (14-14)	11/3/09
Overtime	10	Rudy Gobert, Utah at Dallas (1st) (5-10)	1/20/17

*Playoffs

FREE THROW PERCENTAGE

Game	1.000	Several times: Most made without a miss:	
	24	Dirk Nowitzki, Dallas vs. Oklahoma City	5/17/11*
Half	1.000	Several times. Most made without a miss:	
	19	Dirk Nowitzki, Dallas vs. Oklahoma City (2nd)	5/17/11*
Quarter	1.000	Several times. Most made without a miss:	
	14	Dirk Nowitzki, Dallas vs. Utah (4th)	11/3/09
Overtime	1.000	Several times. Most made without a miss:	
	6	Luguentz Dort, Oklahoma City at Dallas (1st)	2/2/22
	6	Shawn Marion, Phoenix at Dallas (1st)	5/20/05*

*Playoffs

REBOUNDS

Game	27	DeAndre Jordan, L.A. Clippers at Dallas	2/9/15
Half	17	DeAndre Jordan, L.A. Clippers at Dallas (2nd)	2/9/15
	17	Al-Farouq Aminu, New Orleans at Dallas (1st)	4/17/13
	17	Dirk Nowitzki, Dallas vs. Phoenix (2nd)	3/5/02
Quarter	14	Al-Farouq Aminu, New Orleans at Dallas (1st)	4/17/13
	14	Tyson Chandler, Dallas vs. Minnesota (3rd)	12/1/10
Overtime	7	Rudy Gobert, Utah at Dallas (1st)	1/20/17

OFFENSIVE REBOUNDS

Game	13	Tyson Chandler, Dallas vs. Portland	4/25/11*
Half	9	Erick Dampier, Dallas vs. L.A. Lakers (2nd)	11/11/08
Quarter	7	Brendan Haywood, Dallas vs. Philadelphia (2nd)	11/12/10
	7	Erick Dampier, Dallas vs. L.A. Lakers (3rd)	11/11/08
Overtime	4	Luka Dončić, Dallas vs. New Orleans (1st)	3/18/19
	4	Rudy Gobert, Utah at Dallas (1st)	1/20/17

*Playoffs

DEFENSIVE REBOUNDS

Game	22	Dwight Howard, Charlotte at Dallas	3/24/18
Half	16	Dirk Nowitzki, Dallas vs. Phoenix (2nd)	3/5/02
Quarter	10	Tyson Chandler, Dallas vs. Minnesota (3rd)	12/1/10
	10	Dirk Nowitzki, Dallas vs. Phoenix (4th)	3/5/02
Overtime	4	Several times. Most recently:	
		Jayson Tatum, Boston at Dallas (1st)	11/20/17

ASSISTS

Game	20	Luka Dončić, Dallas vs. Washington	5/1/21
	20	Jason Kidd, Dallas vs. Phoenix	4/5/09
Half	16	Jason Kidd, Dallas vs. Phoenix (1st)	4/5/09
Quarter	9	LukaDončić, Oklahoma City at Dallas (Q4)	12/2/24
	9	Rajon Rondo, Boston at Dallas (3rd)	11/8/10
	9	Jason Kidd, Dallas vs. Charlotte (3rd)	10/27/10
	9	Jose Juan Barea, Dallas vs. Toronto (4th)	11/7/09
Overtime	4	Luka Dončić, Dallas vs. New Orleans (1st)	3/18/19
	4	Jerry Stackhouse, Dallas vs. Houston (1st)	12/2/04

STEALS

Game	7	Several times. Most recently:	
		Draymond Green, Golden State at Dallas	2/6/21
Half	5	Several times. Most recently:	
		P.J. Washington Jr., Golden State at Dallas (2nd)	4/5/24
Quarter	4	Several times. Most recently:	
		P.J. Washington Jr., Golden State at Dallas (4th)	4/5/24
		Chris Paul, Golden State at Dallas (2nd)	4/5/24
Overtime	3	Monta Ellis, Dallas vs. New York (1st)	11/26/14

*Playoffs

BLOCKS

Game	10	Serge Ibaka, Oklahoma City at Dallas	2/1/12
	10	Josh Smith, Atlanta at Dallas	12/18/04
Half	6	Karl-Anthony Towns, Minnesota at Dallas (2nd)	1/20/16
	6	Serge Ibaka, Oklahoma City at Dallas (2nd)	2/1/12
Quarter	4	Several times. Most recently:	
		Daniel Gafford, Dallas vs. Golden State (2nd)	3/13/24
Overtime	2	Dirk Nowitzki, Dallas vs. Toronto (1st)	2/25/06

TURNOVERS

Game	11	Monta Ellis, Golden State at Dallas	11/24/09
Half	8	Monta Ellis, Golden State at Dallas (2nd)	11/24/09
Quarter	7	Monta Ellis, Golden State at Dallas (3rd)	2/3/10
Overtime	3	Jason Terry, Dallas vs. Phoenix (2nd)	3/14/07

MINUTES

Game (2OT)	57	Dirk Nowitzki, Dallas vs. Phoenix	3/14/07
Game (OT)	52	Quentin Richardson, Phoenix at Dallas	5/20/05*
	52	Michael Finley, Dallas vs. Sacramento	5/11/02*
Game	48	21 times. Most recently:	
		Aaron Harrison, Dallas vs. Phoenix	4/10/18

*Playoffs

TEAM HIGHS

POINTS

Game	147	Dallas vs. Houston	4/7/24
	147	Dallas vs. Utah	12/6/24
	147	Golden State at Dallas	2/4/21
First Half	83	Dallas vs. Sacramento	5/8/03*
Second Half	81	Dallas vs. L.A. Lakers	12/25/22
1st Quarter	47	Dallas vs. Oklahoma City	2/10/24
2nd Quarter	47	Dallas vs. L.A. Clippers	11/10/23
3rd Quarter	51	Dallas vs. L.A. Lakers	12/25/22
4th Quarter	47	Chicago at Dallas	1/5/18
Overtime	20	Charlotte at Dallas (1st)	1/4/20
	20	Dallas vs. Boston (1st)	1/18/16
	20	Dallas vs. Houston (1st)	12/2/04

*Playoffs

FIELD GOALS

Game	58	Dallas (58-100) vs. Cleveland	11/22/19
Half	32	Phoenix (32-43) vs. Dallas (2nd)	1/24/24
	32	Dallas (32-50) vs. Sacramento (1st)	5/8/03*
Quarter	20	Sacramento (20-29) at Dallas (2nd)	4/5/23
Overtime	7	Dallas (7-9) vs. Chicago (1st)	2/7/09

*Playoffs

FIELD GOAL ATTEMPTS

Game (OT)	114	New Orleans (50-114) at Dallas (OT)	3/4/20
Game	108	Dallas (46-108) vs. San Antonio	4/9/23
Half	59	Sacramento (30-59) at Dallas (1st)	4/5/23
Quarter	31	Several times. Most recently:	
		New Orleans (14-31) at Dallas (2nd)	3/4/20
Overtime	16	Dallas (6-16) vs. New Orleans (1st)	3/18/19

FIELD GOAL PERCENTAGE

Game	.652	Dallas (45-69) vs. Sacramento	11/3/07
Half	.756	Phoenix (31-41) at Dallas (2nd)	4/10/18
Quarter	.857	Dallas (12-14) vs. San Antonio (3rd)	12/9/08
	.857	Dallas (12-14) vs. Orlando (3rd)	4/5/05
Overtime	.857	Dallas (6-7) vs. Orlando (1st)	12/16/05

CONSECUTIVE FIELD GOALS

Game	12	Dallas vs. Chicago	11/25/03

3-POINT FIELD GOALS

Game	25	Dallas (25-48) vs. Philadelphia	3/2/23
	25	Dallas (25-45) vs. New Orleans	2/12/21
Half	15	Dallas (15-29) vs. Golden State (1st)	2/4/21
	15	Golden State (15-22) at Dallas (1st)	3/18/16
Quarter	10	Several times. Most recently:	
		Dallas (10-17) vs. San Antonio (4th)	2/23/23
Overtime	4	Dallas (4-4) vs. Boston (1st)	1/18/16

3-POINT FIELD GOAL ATTEMPTS

Game	55	Dallas (12-55) vs. Houston	11/16/22
Half	31	Dallas (13-31) vs. Oklahoma City (1st)	12/12/22
Quarter	18	Minnesota (5-18) at Dallas	1/7/24
	18	Dallas (8-18) vs. Phoenix (1st)	2/22/24
	18	Dallas (5-18) vs. New York (2nd)	12/27/22
	18	Dallas (7-18) vs. San Antonio (2nd)	10/28/21
	18	Dallas (6-18) vs. Memphis (4th)	3/6/20
Overtime	8	Houston (3-8) at Dallas (1st)	12/2/04
	8	Dallas (2-8) vs. Philadelphia (1st)	1/14/04

3-POINT FIELD GOAL PERCENTAGE

Game	.778	Dallas (14-18) vs. Cleveland	3/26/05
Half	1.000	Several times. Most made without a miss:	
	6	Sacramento at Dallas (1st)	5/13/03*
Period	1.000	Several times. Most made without a miss:	
	6	Sacramento at Dallas (2nd)	4/18/21
	6	Dallas vs. New Jersey (3rd)	2/18/09
Overtime	1.000	Several times. Most made without a miss:	
	4	Dallas vs. Boston (1st)	1/18/16

*Playoffs

FREE THROWS

Game	46	Dallas (46-55) vs. Utah	4/16/06
Half	29	Dallas (29-34) vs. Memphis (2nd)	11/2/13
Period	21	Dallas (21-25) vs. Memphis (4th)	11/2/13
	21	Dallas (21-24) vs. New Jersey (4th)	1/15/05
	21	Dallas (21-23) vs. Phoenix (4th)	11/24/01
Overtime	9	Dallas (9-10) vs. New York (1st)	12/27/22
	9	New Orleans (9-10) at Dallas (1st)	3/18/19
	9	Phoenix (9-10) at Dallas (1st)	5/20/05*

*Playoffs

FREE THROW ATTEMPTS

Game	55	vs. Utah (46-55)	4/16/06
Half	34	vs. Memphis (29-34) (2nd)	11/2/13
Period	25	vs. Memphis (21-25) (4th)	11/2/13
Overtime	12	Utah at Dallas (7-12) (1st)	1/20/17

FREE THROW PERCENTAGE

Game	1.000	Several times. Most made without a miss:	
	29	vs. Washington	11/26/07
Half	1.000	Several times. Most made without a miss:	
	25	vs. Oklahoma City (2nd)	5/17/11*
Period	1.000	Several times. Most made without a miss:	
	18	vs. Utah (4th)	11/3/09
Overtime	1.000	Several times. Most made without a miss:	
	8	vs. L.A. Clippers (1st)	3/26/13

*Playoffs

REBOUNDS

Game	69	San Antonio at Dallas	4/9/23
Half	37	Dallas vs. Denver	3/17/24
	37	L.A. Lakers at Dallas (2nd)	12/26/14
Period	23	New Orleans at Dallas (1st)	4/17/13
	23	Dallas vs. Atlanta (1st)	12/18/04
Overtime	11	Utah at Dallas (1st)	1/20/17

*Playoffs

OFFENSIVE REBOUNDS

Game	30	Dallas vs. Minnesota	3/10/03
Half	20	Dallas vs. Minnesota (1st)	3/10/03
Period	12	Dallas vs. Golden State (2nd)	4/22/07*
	12	Seattle at Dallas (2nd)	1/30/07
	12	Dallas vs. Minnesota (2nd)	3/10/03
Overtime	5	Utah at Dallas (1st)	1/20/17

*Playoffs

DEFENSIVE REBOUNDS

Game	56	San Antonio at Dallas	4/9/23
Half	29	San Antonio at Dallas (1st)	4/9/23
Period	21	San Antonio at Dallas (1st)	4/9/23
Overtime	8	Dallas vs. Portland (1st)	3/20/16
	8	Dallas vs. Oklahoma City (1st)	3/25/14
	8	Dallas vs. Portland (2nd)	2/11/12

ASSISTS

Game	40	Dallas vs. New Orleans	11/11/03
Half	23	Dallas vs. New Orleans (1st)	2/28/10
Period	15	Dallas vs. New Orleans (1st)	11/11/03
Overtime	5	Several times. Most recently:	
		L.A. Lakers at Dallas (1st)	12/15/21

STEALS

Game	19	Dallas vs. Sacramento	4/24/04*
Half	12	Dallas vs. Sacramento (2nd)	4/24/04*
Period	7	Several times. Most recently:	
		San Antonio at Dallas (3rd)	4/10/22
Overtime	5	Dallas vs. New York (1st)	11/26/14

*Playoffs

BLOCKS

Game	19	Houston at Dallas	11/16/22
Half	12	Houston at Dallas (2nd)	11/16/22
Period	7	Memphis at Dallas (3rd)	12/1/23
	7	Houston at Dallas (3rd)	11/16/22
	7	Dallas vs. New Orleans (2nd)	3/4/20
Overtime	2	Several times. Most recently:	
		Dallas vs. Denver (1st)	4/12/13

TURNOVERS

Game	28	Philadelphia at Dallas	11/13/14
Half	17	Sacramento at Dallas (2nd)	11/11/14
Period	13	Dallas vs. Boston (2nd)	2/21/02
Overtime	6	New York at Dallas (1st)	11/26/14

FOULS

Game	37	Golden State at Dallas	4/4/15
Half	24	Oklahoma City at Dallas (2nd)	3/16/15
Period	16	Dallas vs. Sacramento (4th)	3/3/16
Overtime	7	Dallas vs. Utah (1st)	1/20/17
	7	Oklahoma City at Dallas (1st)	3/25/14

TEAM LOWS

POINTS

Game	60	Sacramento at Dallas	1/14/12
First Half	23	Sacramento at Dallas	1/14/12
Second Half	22	Utah at Dallas	11/14/18
1st Period	9	Utah at Dallas	2/11/15
2nd Period	10	Oklahoma City at Dallas	3/27/17
	10	Dallas vs. Memphis	11/18/16
3rd Period	5	Denver at Dallas	11/28/15
4th Period	8	Miami at Dallas	12/25/11
Overtime	1	Milwaukee at Dallas (1st)	11/6/16

FIELD GOALS

Game	21	Dallas (21-73) vs. Memphis	11/18/16
Half	7	Washington (7-33) at Dallas (2nd)	11/21/06
Period	2	Several times. Most recently:	
		Portland (2-16) at Dallas (4th)	4/8/22
Overtime	0	Milwaukee (0-4) at Dallas (1st)	11/6/16
	0	Dallas (0-6) vs. Sacramento (1st)	2/27/03

FIELD GOAL ATTEMPTS

Game	60	Dallas (30-60) vs. Memphis	4/8/16
Half	26	Dallas (16-26) vs. Utah (2nd)	1/28/06
	26	Utah (12-26) at Dallas (1st)	1/28/06
Period	10	Portland (4-10) at Dallas (4th)	4/19/11*
	10	Dallas (4-10) vs. Portland (4th)	4/16/11*
Overtime	4	Dallas (1-4) vs. New York (1st)	12/27/22
	4	Milwaukee (0-4) at Dallas (1st)	11/6/16

*Playoffs

FIELD GOAL PERCENTAGE

Game	.256	Sacramento (22-86) at Dallas	1/14/12
Half	.174	Sacramento (8-46) at Dallas (1st)	1/14/12
Period	.105	Denver (2-19) at Dallas (3rd)	11/28/15
	.105	Dallas (2-19) vs. New York (3rd)	3/30/07
Overtime	.000	Milwaukee (0-4) at Dallas (1st)	11/6/16
	.000	Dallas (0-6) vs. Sacramento (1st)	2/27/03

3-POINT FIELD GOALS

Game	0	Several times. Most recently:	
		Portland (0-11) at Dallas	1/10/07
Half	0	Several times. Most recently:	
		Oklahoma City (0-7) at Dallas (1st)	10/29/22
Period	0	Several times. Most recently:	
		Oklahoma City (0-6) at Dallas (1st)	5/13/24
Overtime	0	Several times. Most recently:	
		Dallas (0-3) vs. New York (1st)	12/27/22
		New York (0-4) at Dallas (1st)	12/27/22

*Playoffs

3-POINT FIELD GOAL ATTEMPTS

Game	2	Utah (1-2) at Dallas	3/8/03
Half	0	Atlanta at Dallas (1st)	2/26/07
	0	Utah at Dallas (2nd)	3/8/03
Period	0	Several times. Most recently:	
		L.A. Clippers at Dallas (3rd)	2/10/22
Overtime	0	Several times. Most recently:	
		Dallas vs. L.A. Clippers (1st)	3/26/13

3-POINT FIELD GOAL PERCENTAGE

Game	.000	Several times. Most attempted without a make:	
	12	San Antonio at Dallas	4/7/05
Half	.000	Several times. Most attempted without a make:	
	14	Miami at Dallas (1st)	1/1/21
Period	.000	Several times. Most attempted without a make:	
	11	New Orleans at Dallas (1st)	1/7/23
Overtime	.000	Several times. Most attempted without a make:	
	7	Oklahoma City at Dallas (1st)	3/25/14

FREE THROWS

Game	3	Golden State (3-6) at Dallas (OT)	4/1/14
	3	Dallas (3-36) vs. Sacramento	2/16/11
Half	0	Several times. Most recently:	
		Dallas (0-1) vs. L.A. Clippers (1st)	3/15/21
Period	0	Several times. Most recently:	
		Boston (0-0) at Dallas (2nd)	6/12/24
Overtime	0	Several times. Most recently:	
		Dallas (0-0) vs. Oklahoma City (1st)	2/2/22

*Playoffs

FREE THROW ATTEMPTS

Game	5	Dallas (4-5) vs. L.A. Clippers	3/15/21
	5	Orlando (4-5) at Dallas	12/10/18
Half	0	Dallas vs. San Antonio (2nd)	4/7/17
	0	Dallas vs. San Antonio (2nd)	4/1/14
Period	0	Several times. Most recently:	
		Boston (0-0) at Dallas (2nd)	6/12/24
Overtime	0	Several times. Most recently:	
		Dallas vs. Oklahoma City (1st)	2/2/22

*Playoffs

FREE THROW PERCENTAGE

Game	.308	Dallas (4-13) vs. San Antonio	10/28/21
Half	.000	Several times. Most attempted without a make:	
	3	Orlando (0-3) at Dallas (2nd)	2/20/13
	3	Dallas (0-3) vs. Memphis (1st)	12/23/08
Period	.000	Several times. Most attempted without a make:	
	4	Several times. Most recently:	
		Dallas (0-4) vs. Houston (1st)	4/26/15*
Overtime	.000	Several times. Most attempted without a make:	
	2	Dallas vs. Toronto (1st)	12/20/13
	2	Golden State at Dallas (1st)	11/8/04
	2	San Antonio at Dallas (1st)	3/20/03

*Playoffs

REBOUNDS

Game	25	Milwaukee at Dallas	2/25/09
Half	6	Memphis at Dallas (1st)	4/23/06*
Period	1	Dallas vs. Oklahoma City (3rd)	4/23/16*
Overtime	1	Several times. Most recently:	
		Dallas vs. Oklahoma City (1st)	10/29/22

*Playoffs

OFFENSIVE REBOUNDS

Game	2	Several times. Most recently:	
		Miami at Dallas	3/7/24
Half	0	Several times. Most recently:	
		Houston at Dallas	4/7/24
Period	0	Several times. Most recently:	
		Oklahoma City at Dallas	5/11/24
Overtime	0	Several times. Most recently:	
		Dallas vs. Oklahoma City (1st)	10/29/22

*Playoffs

DEFENSIVE REBOUNDS

Game	14	Detroit at Dallas	11/19/05
Half	4	Detroit at Dallas (2nd)	11/19/05
Period	0	Phoenix at Dallas (3rd)	12/14/15
Overtime	1	Several times. Most recently:	
		Dallas vs. Oklahoma City (1st)	10/29/22

ASSISTS

Game	6	Dallas vs. L.A. Clippers	4/19/06
Half	1	Dallas vs. Utah (2nd)	12/20/02
Period	0	Several times. Most recently:	
		Dallas vs. L.A. Lakers (4th)	1/7/19
Overtime	0	Several times. Most recently:	
		Dallas vs. New York (1st)	12/27/22

STEALS

Game	1	Several times. Most recently:	
		L.A. Lakers at Dallas	11/22/24
Half	0	Several times. Most recently:	
		Boston at Dallas (2nd)	6/14/4
Period	0	Several times. Most recently:	
		Minnesota at Dallas (3rd)	5/26/24
Overtime	0	Several times. Most recently:	
		Dallas vs. New York (1st)	12/27/22

BLOCKS

Game	0	Several times. Most recently:	
		Dallas vs. Phoenix	3/5/23
Half	0	Several times. Most recently:	
		Dallas vs. San Antonio (2nd)	4/9/23
		San Antonio at Dallas (2nd)	4/9/23
Period	0	Several times. Most recently:	
		Dallas vs. San Antonio (4th)	4/9/23
		San Antonio at Dallas (4th)	4/9/23
Overtime	0	Several times. Most recently:	
		New York at Dallas (1st)	12/27/22

TURNOVERS

Game	3	Several times. Most recently:	
		Dallas vs. Utah	4/18/22*
Half	0	Several times. Most recently:	
		Dallas vs. Utah (2nd)	4/18/22*
Period	0	Several times. Most recently:	
		Dallas vs. San Antonio (4th)	4/9/23
Overtime	0	Several times. Most recently:	
		New York at Dallas (1st)	12/27/22

*Playoffs

FOULS

Game	7	Dallas vs. Minnesota	12/30/08
Half	1	Dallas vs. Denver (2nd)	4/11/17
Period	0	Several times. Most recently:	
		Dallas vs. Golden State (3rd)	3/3/22
Overtime	0	Several times. Most recently:	
		Dallas vs. Oklahoma City (1st)	2/2/22

FIRSTS

AMERICAN AIRLINES CENTER FIRSTS

	PLAYER/TEAM	TIME	QTR	DATE
Point/Field Goal	Steve Nash (jumper)	11:09	1st	10/30/01 vs. Detroit
Field Goal Attempt	Steve Nash	11:46	1st	10/30/01 vs. Detroit
Slam Dunk	Michael Finley	8:30	2nd	10/30/01 vs. Detroit
3-Point FG	Michael Curry	4:30	1st	10/30/01 vs. Detroit
3-Point FGA	Steve Nash	6:53	1st	10/30/01 vs. Detroit
Free Throw	Dana Barros	10:54	1st	10/30/01 vs. Detroit
Free Throw Attempt	Dana Barros	10:54	1st	10/30/01 vs. Detroit
Offensive Rebound	Clifford Robinson	9:35	1st	10/30/01 vs. Detroit
Defensive Rebound	Ben Wallace	10:40	1st	10/30/01 vs. Detroit
Rebound	Ben Wallace	10:40	1st	10/30/01 vs. Detroit
Assist	Michael Curry	10:28	1st	10/30/01 vs. Detroit
Turnover	Juwan Howard	9:56	1st	10/30/01 vs. Detroit
Steal	Ben Wallace	3:40	1st	10/30/01 vs. Detroit
Block	Danny Manning	1:26	1st	10/30/01 vs. Detroit
Foul	Steve Nash	10:54	1st	10/30/01 vs. Detroit
Disqualification	Shawn Bradley	2:36	4th	10/30/01 vs. Detroit
Team Technical	Detroit (Def 3 Secs.)	11:22	2nd	10/30/01 vs. Detroit
Individual Technical	Del Harris	3:21	4th	10/30/01 vs. Detroit
Flagrant Foul	Michael Curry	0:43	4th	10/30/01 vs. Detroit
Ejection	Elden Campbell	3:41	4th	11/6/01 vs. Charlotte
Double-Double	Juwan Howard (10 pts-10 rebs)			10/30/01 vs. Detroit
	Steve Nash (14 pts-11 asts)			10/30/01 vs. Detroit
Triple-Double	Steve Nash (14 pts-10 rebs-12 asts)			11/17/03 vs. Portland
Game	Dallas 94, Detroit 87			10/30/01
Overtime Game	Houston 98, Dallas 95			4/11/02
Sellout	Dallas vs. Detroit			10/30/01
Dallas Starting Lineup	Juwan Howard, Greg Buckner, Dirk Nowitzki, Michael Finley, Steve Nash			10/30/01
Dallas Substitution	Danny Manning			10/30/01
Detroit Starting Lineup	Michael Curry, Clifford Robinson, Ben Wallace, Dana Barros, Jerry Stackhouse			10/30/01
Referees	Dick Bavetta, Michael Smith, Leroy Richardson			10/30/01
Opening Tip	Dirk Nowitzki vs. Ben Wallace, won by Dallas			10/30/01

PLAYOFFS

ALL-TIME RESULTS
MISCELLANEOUS
TOP PERFORMANCES
MAVS LEADERS
INDIVIDUAL RECORDS
TEAM HIGHS
TEAM LOWS
OPPONENT HIGHS/LOWS
LARGEST MARGINS

DALLAS MAVERICKS

ALL-TIME RESULTS

2024 PLAYOFFS
FIRST ROUND vs. LOS ANGELES CLIPPERS

No.	W-L	Date	Site	Dal-Opp	Series	Dallas High Scorer		Dallas High Reb.		Opp High Scorer		Attendance
1	L	4/21	Crypto.com Arena	97-109	0-1	Dončić	33	Dončić	13	Harden	28	(c) 19,370
2	W	4/23	Crypto.com Arena	96-93	1-1	Dončić	32	Lively II	9	Harden	22	(c) 19,370
3	W	4/26	AA Center	101-90	2-1	Dončić	22	Dončić	10	Powell	21	(c) 20,402
4	L	4/28	AA Center	111-116	2-2	Irving	40	Dončić	10	George	33	(c) 20,411
5	W	5/1	Crypto.com Arena	123-93	3-2	Dončić	35	Dončić	7	George	15	(c) 19,370
6	W	5/3	AA Center	114-101	4-2	Irving	30	Lively II	9	Powell	20	(c) 20,625

CONFERENCE SEMIFINALS vs. OKLAHOMA CITY

No.	W-L	Date	Site	Dal-Opp	Series	Dallas High Scorer		Dallas High Reb.		Opp High Scorer		Attendance
1	L	5/7	Paycom Center	95-117	0-1	Irving	20	Gafford	11	Gilgeous-Alexander	29	(c) 18,203
2	W	5/9	Paycom Center	119-110	1-1	Washington	35	Washington	11	Gilgeous-Alexander	33	(c) 18,203
3	W	5/11	AA Center	105-101	2-1	Washington	28	Dončić	15	Gilgeous-Alexander	31	(c) 20,325
4	L	5/13	AA Center	96-100	2-2	Washington	26	Washington	12	Gilgeous-Alexander	34	(c) 20,607
5	W	5/15	Paycom Center	104-92	3-2	Dončić	28	Dončić	10	Gilgeous-Alexander	30	(c) 18,203
6	W	5/18	AA Center	117-116	4-2	Dončić	33	Lively II	15	Gilgeous-Alexander	36	(c) 20,555

CONFERENCE FINALS vs. MINNESOTA

No.	W-L	Date	Site	Dal-Opp	Series	Dallas High Scorer		Dallas High Reb.		Opp High Scorer		Attendance
1	W	5/22	Target Center	108-105	1-0	Dončić	33	Lively II	11	McDaniels	24	(c) 19,433
2	W	5/24	Target Center	109-108	2-0	Dončić	32	Dončić	10	Reid	23	(c) 19,636
3	W	5/26	AA Center	116-107	3-0	Dončić	33	Washington	8	Edwards	26	(c) 20,511
4	L	5/28	AA Center	100-105	3-1	Dončić	28	Dončić	15	Edwards	29	(c) 20,477
5	W	5/30	Target Center	124-103	4-1	Dončić	36	Dončić	10	Anthony-Towns	28	(c) 19,333

FINALS vs. BOSTON

No.	W-L	Date	Site	Dal-Opp	Series	Dallas High Scorer		Dallas High Reb.		Opp High Scorer		Attendance
1	L	6/6	TD Garden	89-107	0-1	Dončić	30	Dončić	10	Brown	22	(c) 19,156
2	L	6/9	TD Garden	98-105	0-2	Dončić	32	Dončić	11	Holiday	26	(c) 19,156
3	L	6/12	AA Center	99-106	0-3	Irving	35	Lively II	13	Tatum	31	(c) 20,311
4	W	6/14	AA Center	122-84	1-3	Dončić	29	Lively II	12	Tatum	15	(c) 20,277
5	L	6/17	TD Garden	88-106	1-4	Dončić	28	Dončić	12	Thompson	32	(c) 19,156

2022 PLAYOFFS
FIRST ROUND vs. UTAH

No.	W-L	Date	Site	Dal-Opp	Series	Dallas High Scorer		Dallas High Reb.		Opp High Scorer		Attendance
1	L	4/16	AA Center	93-99	0-1	Brunson	24	Brunson	7	Mitchell	32	(c) 20,013
2	W	4/18	AA Center	110-104	1-1	Brunson	41	Brunson	8	Mitchell	34	(c) 20,113
3	W	4/21	Vivint Arena	126-110	2-1	Brunson	31	Finney-Smith	8	Mitchell	32	(c) 18,306
4	L	4/23	Vivint Arena	99-100	2-2	Dončić	30	Dončić	10	Clarkson	25	(c) 18,306
5	W	4/25	AA Center	102-77	3-2	Dončić	33	Dončić	13	Clarkson	20	(c) 20,577
6	W	4/28	Vivint Arena	98-96	4-2	Brunson/Dončić	24	Finney-Smith	10	Mitchell	23	(c) 18,306

CONFERENCE SEMIFINALS vs. PHOENIX

No.	W-L	Date	Site	Dal-Opp	Series	Dallas High Scorer		Dallas High Reb.		Opp High Scorer		Attendance
1	L	5/2	Footprint Center	114-121	0-1	Dončić	45	Dončić	12	Ayton	25	(c) 17,071
2	L	5/4	Footprint Center	109-129	0-2	Dončić	35	Brunson/Dončić	5	Booker	30	(c) 17,071
3	W	5/6	AA Center	103-94	1-2	Brunson	28	Dončić	13	Crowder	19	(c) 20,777
4	W	5/8	AA Center	111-101	2-2	Dončić	26	Finney-Smith	8	Booker	35	(c) 20,610
5	L	5/10	Footprint Center	80-110	2-3	Dončić	28	Dončić	11	Booker	28	(c) 17,071
6	W	5/12	AA Center	113-86	3-3	Dončić	33	Dončić	11	Ayton	21	(c) 20,777
7	W	5/15	Footprint Center	123-90	4-3	Dončić	35	Dončić	10	Johnson	12	(c) 17,071

CONFERENCE FINALS vs. GOLDEN STATE

No.	W-L	Date	Site	Dal-Opp	Series	Dallas High Scorer		Dallas High Reb.		Opp High Scorer		Attendance
1	L	5/18	Chase Center	87-112	0-1	Dončić	20	Dončić/Finney-Smith	7	Curry	21	(c) 18,064
2	L	5/20	Chase Center	117-126	0-2	Dončić	42	Finney-Smith	8	Curry	32	(c) 18,064
3	L	5/22	AA Center	100-109	0-3	Dončić	40	Dončić	11	Curry	31	(c) 20,813
4	W	5/24	AA Center	119-109	1-3	Dončić	30	Dončić	14	Curry	20	(c) 20,810
5	L	5/26	Chase Center	110-120	1-4	Dončić	28	Dončić	9	Thompson	32	(c) 18,064

2021 PLAYOFFS
FIRST ROUND vs. LOS ANGELES CLIPPERS

No.	W-L	Date	Site	Dal-Opp	Series	Dallas High Scorer		Dallas High Reb.		Opp High Scorer		Attendance
1	W	5/22	STAPLES Center	113-103	1-0	Dončić	31	Dončić	10	Leonard	26	6,117
2	W	5/25	STAPLES Center	127-121	2-0	Dončić	39	Dončić	7	Leonard	41	6,885
3	L	5/28	AA Center	108-118	2-1	Dončić	44	Dončić	9	Leonard	36	(c) 17,705
4	L	5/30	AA Center	81-106	2-2	Dončić	19	Finney-Smith	8	Leonard	29	(c) 17,761
5	W	6/2	STAPLES Center	105-100	3-2	Dončić	42	Dončić	8	George	23	7,428
6	L	6/4	AA Center	97-104	3-3	Dončić	29	Marjanović	9	Leonard	45	(c) 18,324
7	L	6/6	STAPLES Center	111-126	3-4	Dončić	46	Porzingis	11	Leonard	28	7,342

2020 PLAYOFFS
FIRST ROUND vs. LOS ANGELES CLIPPERS

No.	W-L	Date	Site	Dal-Opp	Series	Dallas High Scorer		Dallas High Reb.		Opp High Scorer		Attendance
1	L	8/17	AdventHealth Arena	110-118	0-1	Dončić	42	Marjanović	8	Leonard	29	N/A
2	W	8/19	AdventHealth Arena	127-114	1-1	Dončić	28	Kleber	10	Leonard	35	N/A
3	L	8/21	AdventHealth Arena	122-130	1-2	Porzingis	34	Porzingis	13	Leonard	36	N/A
4	W	8/23	AdventHealth Arena	135-133 (OT)	2-2	Dončić	43	Dončić	17	Williams	36	N/A
5	L	8/25	AdventHealth Arena	104-118	2-3	Dončić	22	Dončić	8	George	35	N/A
6	L	8/30	AdventHealth Arena	97-111	2-4	Dončić	38	Dončić/Burke	9	Leonard	33	N/A

2016 PLAYOFFS
FIRST ROUND vs. OKLAHOMA CITY

No.	W-L	Date	Site	Dal-Opp	Series	Dallas High Scorer		Dallas High Reb.		Opp High Scorer		Attendance
1	L	4/16	Chesapeake Arena	70-108	0-1	Nowitzki	18	Pachulia	6	Westbrook	24	(c) 18,203
2	W	4/18	Chesapeake Arena	85-84	1-1	Felton	21	Felton	11	Durant	21	(c) 18,203
3	L	4/21	AA Center	102-131	1-2	Matthews	22	Pachulia	6	Durant	34	(c) 20,150
4	L	4/23	AA Center	108-119	1-3	Nowitzki	27	Nowitzki	8	Kanter	28	(c) 20,516
5	L	4/25	Chesapeake Arena	104-118	1-4	Nowitzki	24	Powell	9	Westbrook	36	(c) 18,203

2015 PLAYOFFS
FIRST ROUND vs. HOUSTON

No.	W-L	Date	Site	Dal-Opp	Series	Dallas High Scorer		Dallas High Reb.		Opp High Scorer		Attendance
1	L	4/18	Toyota Center	108-118	0-1	Nowitzki	24	Chandler	18	Harden	24	(c) 18,231
2	L	4/21	Toyota Center	99-111	0-2	Ellis	24	Nowitzki	13	Howard	28	(c) 18,243
3	L	4/24	AA Center	128-130	0-3	Nowitzki/Ellis	34	Nowitzki/Chandler	8	Harden	42	(c) 20,651
4	W	4/26	AA Center	121-109	1-3	Ellis	31	Chandler	14	Harden	24	(c) 20,589
5	L	4/28	Toyota Center	94-103	1-4	Ellis	25	Nowitzki	14	Harden	28	(c) 18,231

2014 PLAYOFFS
FIRST ROUND vs. SAN ANTONIO

No.	W-L	Date	Site	Dal-Opp	Series	Dallas High Scorer		Dallas High Reb.		Opp High Scorer		Attendance
1	L	4/20	AT&T Center	85- 90	0-1	Harris	19	Nowitzki	8	Duncan	27	(c) 18,581
2	W	4/23	AT&T Center	113- 92	1-1	Ellis	21	Blair	7	Ginobili	27	(c) 18,581
3	W	4/26	AA Center	109-108	2-1	Ellis	29	Dalembert	10	Duncan	22	(c) 20,636
4	L	4/28	AA Center	89- 93	2-2	Ellis	20	Dalembert	15	Ginobili	23	(c) 20,796
5	L	4/30	AT&T Center	103-109	2-3	Carter	28	Nowitzki	15	Parker	23	(c) 18,581
6	W	5/2	AA Center	113-111	3-3	Ellis	29	Blair	14	Parker	22	(c) 20,799
7	L	5/4	AT&T Center	96-119	3-4	Nowitzki	22	Nowitzki	9	Parker	32	(c) 18,581

2012 PLAYOFFS
FIRST ROUND vs. OKLAHOMA CITY

No.	W-L	Date	Site	Dal-Opp	Series	Dallas High Scorer		Dallas High Reb.		Opp High Scorer		Attendance
1	L	4/28	Chesapeake Arena	98-99	0-1	Nowitzki	25	Marion	8	Westbrook	28	(c) 18,203
2	L	4/30	Chesapeake Arena	99-102	0-2	Nowitzki	31	Marion	8	Westbrook	29	(c) 18,203
3	L	5/3	AA Center	79-95	0-3	Nowitzki	17	Marion	10	Durant	31	(c) 20, 640
4	L	5/5	AA Center	97-103	0-4	Nowitzki	34	Carter	8	Harden	29	(c) 20, 533

2011 PLAYOFFS
FIRST ROUND vs. PORTLAND

No.	W-L	Date	Site	Dal-Opp	Series	Dallas High Scorer		Dallas High Reb.		Opp High Scorer		Attendance
1	W	4/16	AA Center	89-81	1-0	Nowitzki	28	Nowitzki	10	Aldridge	27	(c) 20,541
2	W	4/19	AA Center	101-89	2-0	Nowitzki	33	Chandler	10	Aldridge	24	(c) 20,620
3	L	4/21	Rose Garden	92-97	2-1	Terry	29	Nowitzki	9	Matthews	25	(c) 20,217
4	L	4/23	Rose Garden	82-84	2-2	Nowitzki	20	Marion	11	Roy	24	(c) 20,357
5	W	4/25	AA Center	93-82	3-2	Nowitzki	25	Chandler	20	Miller	18	(c) 20,837
6	W	4/28	Rose Garden	103-96	4-2	Nowitzki	33	Nowitzki	11	Wallace	32	(c) 20,494

CONFERENCE SEMIFINALS vs. L.A. LAKERS

No.	W-L	Date	Site	Dal-Opp	Series	Dallas High Scorer		Dallas High Reb.		Opp High Scorer		Attendance
1	W	5/2	STAPLES Center	96-94	1-0	Nowitzki	28	Nowitzki	14	Bryant	36	(c) 18,997
2	W	5/4	STAPLES Center	93-91	2-0	Nowitzki	24	Marion	9	Bryant	23	(c) 18,997
3	W	5/6	AA Center	98-92	3-0	Nowitzki	32	Nowitzki	9	Bynum	21	(c) 21,156
4	W	5/8	AA Center	122-86	4-0	Terry	32	Chandler	9	Bryant	17	(c) 21,087

CONFERENCE FINALS VS. OKLAHOMA CITY

No.	W-L	Date	Site	Dal-Opp	Series	Dallas High Scorer		Dallas High Reb.		Opp High Scorer		Attendance
1	W	5/17	AA Center	121-112	1-0	Nowitzki	48	Chandler	9	Durant	40	(c) 20,911
2	L	5/19	AA Center	100-106	1-1	Nowitzki	29	Chandler	13	Durant	24	(c) 21,051
3	W	5/21	OKC Arena	93-87	2-1	Marion	18	Chandler	15	Westbrook	30	(c) 18,203
4	W	5/23	OKC Arena	112-105 (OT)	3-1	Nowitzki	40	Chandler	8	Durant	29	(c) 18,203
5	W	5/25	AA Center	100-96	4-1	Marion	26	Chandler/Nowitzki	9	Westbrook	31	(c) 21,092

NBA FINALS VS. MIAMI

No.	W-L	Date	Site	Dal-Opp	Series	Dallas High Scorer		Dallas High Reb.		Opp High Scorer		Attendance
1	L	5/31	AA Arena	84-92	0-1	Nowitzki	27	Marion	10	James	24	(c) 20,003
2	W	6/2	AA Arena	95-93	1-1	Nowitzki	24	Nowitzki	11	Wade	36	(c) 20,003
3	L	6/5	AA Center	86-88	1-2	Nowitzki	34	Chandler/Nowitzki	11	Wade	29	(c) 20,340
4	W	6/7	AA Center	86-83	2-2	Nowitzki	21	Chandler	16	Wade	32	(c) 20,430
5	W	6/9	AA Center	112-103	3-2	Nowitzki	29	Chandler	7	Wade	23	(c) 20,433
6	W	6/12	AA Arena	105-95	4-2	Terry	27	Nowitzki	11	James	21	(c) 20,003

2010 PLAYOFFS
FIRST ROUND vs. SAN ANTONIO

No.	W-L	Date	Site	Dal-Opp	Series	Dallas High Scorer		Dallas High Reb.		Opp High Scorer		Attendance
1	W	4/18	AA Center	100-94	1-0	Nowitzki	36	Dampier	12	Duncan	27	(c) 20,372
2	L	4/21	AA Center	88-102	1-1	Terry	27	Nowitzki	10	Duncan	25	(c) 20,728
3	L	4/23	AT&T Center	90-94	1-2	Nowitzki	35	Nowitzki	7	Duncan	25	(c) 18,581
4	L	4/25	AT&T Center	89-92	1-3	Nowitzki	17	Nowitzki	11	Hill	29	(c) 18,581
5	W	4/27	AA Center	103-81	2-3	Butler	35	Butler	11	Parker	18	(c) 20,557
6	L	4/29	AT&T Center	87-97	2-4	Nowitzki	33	Kidd	8	Ginobili	26	(c) 18,581

2009 PLAYOFFS
FIRST ROUND vs. SAN ANTONIO

No.	W-L	Date	Site	Dal-Opp	Series	Dallas High Scorer		Dallas High Reb.		Opp High Scorer		Attendance
1	W	4/18	AT&T Center	105-97	1-0	Howard	25	Dampier	11	Duncan	27	(c)18,797
2	L	4/20	AT&T Center	84-105	1-1	Terry	16	Nowitzki	6	Parker	38	(c)18,797
3	W	4/23	AA Center	88-67	2-1	Nowitzki	20	Dampier	9	Parker	12	(c)20,491
4	W	4/25	AA Center	99-90	3-1	Howard	28	Nowitzki	13	Parker	43	(c)20,829
5	W	4/28	AT&T Center	106-93	4-1	Nowitzki	31	Dampier	12	Duncan	30	(c)18,797

CONFERENCE SEMIFINALS vs. DENVER

No.	W-L	Date	Site	Dal-Opp	Series	Dallas High Scorer		Dallas High Reb.		Opp High Scorer		Attendance
1	L	5/3	Pepsi Center	95-109	0-1	Nowitzki	28	Nowitzki	10	Nene	24	(c)19,631
2	L	5/5	Pepsi Center	105-117	0-2	Nowitzki	35	Nowitzki	9	Anthony/Nene	25	(c)19,890
3	L	5/9	AA Center	105-106	0-3	Nowitzki	33	Nowitzki	16	Billups	32	(c)20,620
4	W	5/11	AA Center	119-117	1-3	Nowitzki	44	Nowitzki	13	Anthony	41	(c)20,523
5	L	5/13	Pepsi Center	110-124	1-4	Nowitzki	32	Nowitzki	10	Anthony	30	(c)19,962

2008 PLAYOFFS
FIRST ROUND vs. NEW ORLEANS

No.	W-L	Date	Site	Dal-Opp	Series	Dallas High Scorer		Dallas High Reb.		Opp High Scorer		Attendance
1	L	4/19	New Orleans Arena	92-104	0-1	Nowitzki	31	Nowitzki	10	Paul	35	(c)17,446
2	L	4/22	New Orleans Arena	103-127	0-2	Nowitzki	27	Bass	8	Paul	32	(c)17,855
3	W	4/25	AA Center	97-87	1-2	Nowitzki	32	Nowitzki	19	Pargo	30	(c)20,839
4	L	4/27	AA Center	84-97	1-3	Nowitzki	22	Nowitzki	13	West	24	(c)20,644
5	L	4/29	New Orleans Arena	94-99	1-4	Nowitzki	22	Nowitzki	13	West	24	(c)18,260

2007 PLAYOFFS

FIRST ROUND vs. GOLDEN STATE

No.	W-L	Date	Site	Dal-Opp	Series	Dallas High Scorer	Dallas High Reb.	Opp High Scorer	Attendance
1	L	4/22	AA Center	85-97	0-1	Howard 21	Howard 13	Davis 33	(c)20,732
2	W	4/25	AA Center	112-99	1-1	Terry 28	Howard 11	Jackson 30	(c)20,867
3	L	4/27	ORACLE Arena	91-109	1-2	2 tied with 20	Nowitzki 12	Richardson 30	(c)20,629
4	L	4/29	ORACLE Arena	99-103	1-3	Nowitzki 23	Nowitzki 15	Davis 33	(c)20,672
5	W	5/1	AA Center	118-112	2-3	Nowitzki 30	Nowitzki 12	Davis 27	(c)21,041
6	L	5/3	ORACLE Arena	86-111	2-4	2 tied with 20	Nowitzki 10	Jackson 33	(c)20,677

2006 PLAYOFFS

FIRST ROUND vs. MEMPHIS

No.	W-L	Date	Site	Dal-Opp	Series	Dallas High Scorer	Dallas High Reb.	Opp High Scorer	Attendance
1	W	4/23	AA Center	103- 93	1-0	Nowitzki 31	Dampier 12	Gasol 24	(c)20,340
2	W	4/26	AA Center	94- 79	2-0	Nowitzki 31	3 tied with 6	Gasol 16	(c)20,612
3	W	4/29	FedEx Forum	94-89 (OT)	3-0	Nowitzki 36	3 tied with 9	Atkin 20	17,871
4	W	5/1	FedEx Forum	102- 76	4-0	Nowitzki 27	Howard 9	Gasol 25	15,104

CONFERENCE SEMIFINALS vs. SAN ANTONIO

No.	W-L	Date	Site	Dal-Opp	Series	Dallas High Scorer	Dallas High Reb.	Opp High Scorer	Attendance
1	L	5/7	AT&T Center	85- 87	0-1	Stackhouse 24	Nowitzki 14	Duncan 31	(c)18,797
2	W	5/9	AT&T Center	113-91	1-1	Howard 27	Howard/Nowitzki 9	Duncan 28	(c)18,797
3	W	5/13	AA Center	104-103	2-1	Nowitzki 27	Nowitzki 15	Duncan 35	(c)20,865
4	W	5/15	AA Center	123-118 (OT)	3-1	Terry 32	Dampier/Nowitzki 9	Parker 33	(c)20,969
5	L	5/17	AT&T Center	97-98	3-2	Nowitzki 31	Nowitzki 10	Duncan 36	(c)18,797
6	L	5/19	AA Center	86-91	3-3	Nowitzki 26	Nowitzki 21	Ginobili 30	(c)20,986
7	W	5/22	AT&T Center	119-111 (OT)	4-3	Nowitzki 37	Nowitzki 15	Duncan 41	(c)18,797

CONFERENCE FINALS vs. PHOENIX

No.	W-L	Date	Site	Dal-Opp	Series	Dallas High Scorer	Dallas High Reb.	Opp High Scorer	Attendance
1	L	5/24	AA Center	118-121	0-1	Harris 30	Nowitzki 19	Diaw 34	(c)20,789
2	W	5/26	AA Center	105-98	1-1	Nowitzki 30	Nowitzki 14	Diaw 25	(c)20,934
3	W	5/28	US Airways Center	95-88	2-1	Nowitzki 28	Nowitzki 17	Nash 21	(c)18,422
4	L	5/30	US Airways Center	86-106	2-2	Howard 16	Howard 9	Barbosa 24	(c)18,422
5	W	6/1	AA Center	117-101	3-2	Nowitzki 50	Nowitzki 12	T. Thomas 26	(c)20,977
6	W	6/3	US Airways Center	102-93	4-2	Nowitzki 24	Howard 15	Diaw 30	(c)18,422

NBA FINALS vs. MIAMI

No.	W-L	Date	Site	Dal-Opp	Series	Dallas High Scorer	Dallas High Reb.	Opp High Scorer	Attendance
1	W	6/8	AA Center	90-80	1-0	Terry 32	Howard 12	Wade 28	(c)20,475
2	W	6/11	AA Center	99-85	2-0	Nowitzki 26	Nowitzki 16	Wade 23	(c)20,459
3	L	6/13	AA Arena	96-98	2-1	Nowitzki 30	Dampier 9	Wade 42	(c)20,145
4	L	6/15	AA Arena	74-98	2-2	Terry 17	Nowitzki 9	Wade 36	(c)20,145
5	L	6/18	AA Arena	100-101 (OT)	2-3	Terry 35	Howard 10	Wade 43	(c)20,145
6	L	6/20	AA Center	92-95	2-4	Nowitzki 29	Nowitzki 15	Wade 36	(c)20,522

2005 PLAYOFFS

FIRST ROUND vs. HOUSTON

No.	W-L	Date	Site	Dal-Opp	Series	Dallas High Scorer	Dallas High Reb.	Opp High Scorer	Attendance
1	L	4/23	AA Center	86-98	0-1	Nowitzki 21	Howard 10	McGrady 34	(c)20,768
2	L	4/25	AA Center	111-113	0-2	Nowitzki 26	Dampier 9	Yao 33	(c)20,884
3	W	4/28	Toyota Center	106-102	1-2	Nowitzki 28	ED/DN/JT 6	McGrady 28	(c)18,199
4	W	4/30	Toyota Center	97-93	2-2	Terry 32	Nowitzki 7	McGrady 36	(c)18,211
5	W	5/2	AA Center	103-100	3-2	Nowitzki 23	Nowitzki 13	Yao 30	(c)20,894
6	L	5/5	Toyota Center	83-101	3-3	Stackhouse 21	Nowitzki 13	McGrady 37	(c)18,215
7	W	5/7	AA Center	116-76	4-3	Terry 31	Nowitzki 14	Yao 33	(c)20,884

CONFERENCE SEMIFINALS vs. PHOENIX

No.	W-L	Date	Site	Dal-Opp	Series	Dallas High Scorer	Dallas High Reb.	Opp High Scorer	Attendance
1	L	5/9	Amer. West Arena	102-127	0-1	Nowitzki 28	Nowitzki 13	Stoudemire 40	(c)18,422
2	W	5/11	Amer. West Arena	108-106	1-1	Finley 31	Dampier/Nowitzki 12	Stoudemire 30	(c)18,422
3	L	5/13	AA Center	102-119	1-2	Nowitzki 21	Nowitzki 13	Stoudemire 37	(c)20,896
4	W	5/15	AA Center	119-109	2-2	Howard 29	Dampier 11	Nash 48	(c)20,894
5	L	5/18	Amer. West Arena	108-114	2-3	Nowitzki 34	Dampier 14	Nash 34	(c)18,422
6	L	5/20	AA Center	126-130 (OT)	2-4	Terry 36	Howard 14	Nash 39	(c)20,915

2004 PLAYOFFS

FIRST ROUND vs. SACRAMENTO

No.	W-L	Date	Site	Dal-Opp	Series	Dallas High Scorer	Dallas High Reb.	Opp High Scorer	Attendance
1	L	4/18	ARCO Arena	105-116	0-1	Nowitzki 32	Nowitzki 13	Stojakovic 28	(c)17,317
2	L	4/20	ARCO Arena	79-83	0-2	Nowitzki 28	Daniels 11	Bibby 24	(c)17,317
3	W	4/24	AA Center	104-79	1-2	Daniels 22	Howard 14	Bibby/Webber 22	(c)20,580
4	L	4/26	AA Center	92-94	1-3	Nowitzki 21	Nowitzki 14	Bibby 22	(c)20,677
5	L	4/29	ARCO Arena	118-119	1-4	Nowitzki 31	Nowitzki 14	Bibby 36	(c)17,317

2003 PLAYOFFS

FIRST ROUND vs. PORTLAND

No.	W-L	Date	Site	Dal-Opp	Series	Dallas High Scorer	Dallas High Reb.	Opp High Scorer	Attendance
1	W	4/19	AA Center	96-86	1-0	Nowitzki 46	Nowitzki 10	Wallace 29	(c)20,336
2	W	4/23	AA Center	103-99	2-0	Nash 28	Nowitzki 9	Wells 45	(c)20,356
3	W	4/25	Rose Garden	115-103	3-0	Nowitzki 42	Nowitzki 10	Patterson 19	(c)19,980
4	L	4/27	Rose Garden	79-98	3-1	Nowitzki 26	Nowitzki 11	Randolph 25	(c)19,980
5	L	4/30	AA Center	99-103	3-2	Nowitzki 35	Nowitzki 11	Randolph 22	(c)20,438
6	L	5/2	Rose Garden	103-125	3-3	Nash 21	Griffin 8	Randolph 21	(c)20,602
7	W	5/4	AA Center	107-95	4-3	Nowitzki 31	Nowitzki 11	S'damire/Wallace 17	(c)20.281

CONFERENCE SEMIFINALS vs. SACRAMENTO

No.	W-L	Date	Site	Dal-Opp	Series	Dallas High Scorer	Dallas High Reb.	Opp High Scorer	Attendance
1	L	5/6	AA Center	113-124	0-1	Fin/Nash/V'Exel 20	Nowitzki 11	Stojakovic 26	(c)20,525
2	W	5/8	AA Center	132-110	1-1	Van Exel 36	Nowitzki 12	Webber 31	(c)20,491
3	W	5/10	ARCO Arena	141-137 (2OT)	2-1	Van Exel 40	Nowitzki 20	Stojakovic 39	(c)17,317
4	L	5/11	ARCO Arena	83-99	2-2	Bell/Finley 16	Nowitzki 11	Turkoglu 17	(c)17,317
5	W	5/13	AA Center	112-99	3-2	Nash 25	Nowitzki 15	Christie 21	(c)20,556
6	L	5/15	ARCO Arena	109-115	3-3	Van Exel 35	Nowitzki 12	Stojakovic 24	(c)17,317
7	W	5/17	AA Center	112-99	4-3	Nowitzki 30	Nowitzki 19	Bibby 25	(c)20.595

CONFERENCE FINALS vs. SAN ANTONIO

No.	W-L	Date	Site	Dal-Opp	Series	Dallas High Scorer	Dallas High Reb.	Opp High Scorer	Attendance
1	W	5/19	SBC Center	113-110	1-0	Nowitzki 38	Nowitzki 15	Duncan 40	(c)18,797
2	L	5/21	SBC Center	106-119	1-1	Finley 29	Finley/Nowitzki 10	Duncan 32	(c)18,797
3	L	5/23	AA Center	83-96	1-2	Van Exel 16	Nowitzki 9	Duncan 34	(c)20,695
4	L	5/25	AA Center	95-102	1-3	Finley/Nash 25	Williams/Van Exel 8	Parker 25	(c)20,561
5	W	5/27	SBC Center	103-91	2-3	Finley 31	Fin/Naj/Williams 8	Duncan 23	(c)18,797
6	L	5/29	AA Center	78-90	2-4	Van Exel 19	LaFrentz 12	Jackson 24	(c)20,812

2002 PLAYOFFS

FIRST ROUND vs. MINNESOTA

No.	W-L	Date	Site	Dal-Opp	Series	Dallas High Scorer		Dallas High Reb.		Opp High Scorer		Attendance
1	W	4/21	AA Center	101-94	1-0	Nowitzki	30	Nowitzki	15	Billups	25	(c)20,010
2	W	4/24	AA Center	122-110	2-0	Nowitzki	31	Nowitzki	15	Garnett	31	(c)20,084
3	W	4/28	Target Center	115-102	3-0	Nowitzki	39	Nowitzki	17	Garnett	22	(c)18,795

CONFERENCE SEMIFINALS vs. SACRAMENTO

No.	W-L	Date	Site	Dal-Opp	Series	Dallas High Scorer		Dallas High Reb.		Opp High Scorer		Attendance
1	L	5/4	ARCO Arena	91-108	0-1	Nowitzki	23	Nowitzki	14	Stojakovic	26	(c)17,317
2	W	5/6	ARCO Arena	110-102	1-1	Nash	30	Nowitzki	15	Webber/Bibby	22	(c)17,317
3	L	5/9	AA Center	119-125	1-2	Finley	37	LaFrentz	13	Webber	31	(c)20,265
4	L	5/11	AA Center	113-115 (OT)	1-3	Nowitzki	31	Nowitzki	12	Webber	30	(c)20,274
5	L	5/13	ARCO Arena	101-114	1-4	Nowitzki	32	Nowitzki	12	Webber/Bibby	23	(c)17,317

2001 PLAYOFFS

FIRST ROUND vs. UTAH

No.	W-L	Date	Site	Dal-Opp	Series	Dallas High Scorer		Dallas High Reb.		Opp High Scorer		Attendance
1	L	4/21	Delta Center	86-88	0-1	Finley	26	Nowitzki	12	Malone	26	19,100
2	L	4/24	Delta Center	98-109	0-2	Finley	32	Finley/Bradley	8	Malone	34	(c)19,911
3	W	4/28	Reunion Arena	94-91	1-2	Nowitzki	33	Howard	11	Malone	29	(c)18,187
4	W	5/1	Reunion Arena	107-77	2-2	Nowitzki	33	Finley	12	Malone	25	(c)18,300
5	W	5/3	Delta Center	84-83	3-2	Finley	33	Howard	8	Malone	24	(c)19,911

CONFERENCE SEMIFINALS vs. SAN ANTONIO

No.	W-L	Date	Site	Dal-Opp	Series	Dallas High Scorer		Dallas High Reb.		Opp High Scorer		Attendance
1	L	5/5	Alamodome	78-94	0-1	Finley	17	Bradley	12	Duncan	31	32,798
2	L	5/7	Alamodome	86-100	0-2	Finley	24	Howard	11	Duncan	25	27,690
3	L	5/9	Reunion Arena	90-104	0-3	Nowitzki	15	Buckner	12	Robinson	19	(c)18,237
4	W	5/12	Reunion Arena	112-108	1-3	Nowitzki	30	Nowitzki	9	Duncan	29	(c)18,187
5	L	5/14	Alamodome	87-105	1-4	Nowitzki	42	Nowitzki	18	Duncan	32	25,853

1990 PLAYOFFS

FIRST ROUND vs. PORTLAND

No.	W-L	Date	Site	Dal-Opp	Series	Dallas High Scorer		Dallas High Reb.		Opp High Scorer		Attendance
1	L	4/26	Port. Mem. Col.	102-109	0-1	Harper	24	Tarpley	14	Porter	28	(c)12,884
2	L	4/28	Port. Mem. Col.	107-114	0-2	Harper	23	Tarpley	17	Duckworth	18	(c)12,884
3	L	5/1	Reunion Arena	92-106	0-3	Blackman	23	Tarpley	15	Kersey	29	(c)17,007

1988 PLAYOFFS

FIRST ROUND VS. HOUSTON

No.	W-L	Date	Site	Dal-Opp	Series	Dallas High Scorer		Dallas High Reb.		Opp High Scorer		Attendance
1	W	4/28	Reunion Arena	120-110	1-0	Tarpley	24	Tarpley	9	Olajuwon	34	(c)17,007
2	L	4/30	Reunion Arena	108-119	1-1	Tarpley	23	Tarpley	13	Floyd	42	(c)17,007
3	W	5/3	Summit	93-92	2-1	Tarpley	17	Tarpley	13	Olajuwon	35	(c)16,611
4	W	5/5	Summit	107-97	3-1	Aguirre	38	Donaldson	10	Olajuwon	40	(c)16,611

CONFERENCE SEMIFINALS VS. DENVER

No.	W-L	Date	Site	Dal-Opp	Series	Dallas High Scorer		Dallas High Reb.		Opp High Scorer		Attendance
1	L	5/10	McNichols	115-126	0-1	Aguirre	26	Donaldson	13	Lever	30	(c)17,022
2	W	5/12	McNichols	112-108	1-1	Blackman	31	Donaldson	13	English/Lever	22	(c)17,022
3	L	5/14	Reunion Arena	105-107	1-2	Perkins	17	Tarpley	15	English	23	(c)17,007
4	W	5/15	Reunion Arena	124-103	2-2	Aguirre	34	Tarpley	13	English	24	(c)17,007
5	W	5/17	McNichols	110-106	3-2	Aguirre	25	Tarpley	16	Schayes	33	(c)17,022
6	W	5/19	Reunion Arena	108-95	4-2	RB/SP	23	Tarpley	19	English	34	(c)17,007

CONFERENCE FINALS vs. L.A. LAKERS

No.	W-L	Date	Site	Dal-Opp	Series	Dallas High Scorer		Dallas High Reb.		Opp High Scorer		Attendance
1	L	5/23	Forum	98-113	0-1	RT/MA/RB	18	Tarpley	20	Worthy	28	(c)17,505
2	L	5/25	Forum	101-123	0-2	Aguirre	28	Tarpley	13	Scott	30	(c)17,505
3	W	5/27	Reunion Arena	106-94	1-2	Aguirre	23	Tarpley	20	Worthy	19	(c)17,007
4	W	5/29	Reunion Arena	118-104	2-2	Harper	35	Tarpley	13	Johnson	28	(c)17,007
5	L	5/31	Forum	102-119	2-3	Aguirre	31	Tarpley	11	Worthy	28	(c)17,505
6	W	6/2	Reunion Arena	105-103	3-3	Aguirre	23	Aguirre	13	Worthy/Scott	27	(c)17,007
7	L	6/4	Forum	102-117	3-4	Aguirre	24	Donaldson	14	Worthy	28	(c)17,505

1987 PLAYOFFS

FIRST ROUND vs. SEATTLE

No.	W-L	Date	Site	Dal-Opp	Series	Dallas High Scorer		Dallas High Reb.		Opp High Scorer		Attendance
1	W	4/23	Reunion Arena	151-129	1-0	Aguirre	28	Tarpley	11	Chambers	35	(c)17,007
2	L	4/25	Reunion Arena	110-112	1-1	Aguirre	28	Tarpley	8	Ellis	32	(c)17,007
3	L	4/28	Hec Ed	107-117	1-2	Harper	30	Perkins	11	Ellis	43	(c)8,150
4	L	4/30	Hec Ed	98-124	1-3	Blackman	25	Tarpley	17	Chambers	31	(c)8,150

1986 PLAYOFFS

FIRST ROUND vs. UTAH

No.	W-L	Date	Site	Dal-Opp	Series	Dallas High Scorer		Dallas High Reb.		Opp High Scorer		Attendance
1	W	4/18	Reunion Arena	101-93	1-0	Blackman	25	Perkins	15	Malone	23	(c)17,007
2	W	4/20	Reunion Arena	113-106	2-0	Aguirre	27	Perkins	10	Malone	31	(c)17,007
3	L	4/23	Salt Palace	98-100	2-1	Donaldson	17	Donaldson	20	Green	32	11,635
4	W	4/25	Salt Palace	117-113	3-1	Perkins	29	Perkins	12	Bailey	24	(c)12,683

CONFERENCE SEMIFINALS vs. L.A. LAKERS

No.	W-L	Date	Site	Dal-Opp	Series	Dallas High Scorer		Dallas High Reb.		Opp High Scorer		Attendance
1	L	4/27	Forum	116-130	0-1	Vincent	18	Donaldson	10	Abdul-Jabbar	28	(c)17,505
2	L	4/30	Forum	113-117	0-2	Aguirre	28	Aguirre	12	Abdul-Jabbar	26	(c)17,505
3	W	5/2	Reunion Arena	110-108	1-2	Aguirre	27	Donaldson	14	Abdul-Jabbar	28	(c)17,007
4	W	5/4	Reunion Arena	120-118	2-2	Aguirre	39	Donaldson	11	Abdul-Jabbar	33	(c)17,007
5	L	5/6	Forum	113-116	2-3	Aguirre	27	Donaldson	8	Abdul-Jabbar	34	(c)17,505
6	L	5/8	Reunion Arena	107-120	2-4	Aguirre	28	Donaldson	18	Abdul-Jabbar	27	(c)17,007

1985 PLAYOFFS

FIRST ROUND VS. PORTLAND

No.	W-L	Date	Site	Dal-Opp	Series	Dallas High Scorer		Dallas High Reb.		Opp High Scorer		Attendance
1	W	4/18	Reunion	139-131 (2OT)	1-0	Blackman	43	Aguirre	14	Vandeweghe	25	(c)17,007
2	L	4/20	Reunion	121-124 (OT)	1-1	Blackman	41	Perkins	19	Vandeweghe	27	(c)17,007
3	L	4/23	Port. Mem. Col.	109-122	1-2	MA/RB	30	JV/SP	9	Vandeweghe	24	(c)12,666
4	L	4/25	Port. Mem. Col.	113-115	1-3	Aguirre	39	Perkins	10	Vandeweghe	27	(c)12,666

1984 PLAYOFFS

FIRST ROUND vs. SEATTLE

No.	W-L	Date	Site	Dal-Opp	Series	Dallas High Scorer		Dallas High Reb.		Opp High Scorer		Attendance
1	W	4/17	Reunion Arena	88-86	1-0	Aguirre	20	Aguirre	11	Williams	37	(c)17,007
2	L	4/19	Reunion Arena	92-95	1-1	Blackman	28	Aguirre	17	Chambers	30	(c)17,007
3	L	4/21	Seattle Col.	94-104	1-2	Blackman	27	Vincent	10	Sikma	23	10,229
4	W	4/24	Kingdome	107-96	2-2	Aguirre	29	MA/JV	11	Sikma	27	11,893
5	W	4/26	Moody Col.	105-104 (OT)	3-2	Blackman	29	Vincent	10	Williams	27	(c)9,007

CONFERENCE SEMIFINALS vs. L.A. LAKERS

No.	W-L	Date	Site	Dal-Opp	Series	Dallas High Scorer		Dallas High Reb.		Opp High Scorer		Attendance
1	L	4/28	Forum	91-134	0-1	Aguirre	16	Nimphius	10	McGee	25	13,512
2	L	5/1	Forum	101-117	0-2	Blackman	27	Ellis	8	Johnson	27	15,298
3	W	5/4	Reunion Arena	125-115	1-2	Blackman	31	Cummings	14	Johnson	24	(c)17,007
4	L	5/6	Reunion Arena	115-122 (OT)	1-3	Aguirre	34	MA/JV	7	Abdul-Jabbar	33	(c)17,000
5	L	5/8	Forum	99-115	1-4	Blackman	25	Ellis	10	McGee	27	15,644

MISCELLANEOUS

ALL-TIME MAVERICKS TEAM PLAYOFF STATISTICS

											— Rebounds —									
SEASON	G	FGM	FGA	PCT	3PM	3PA	PCT	FTM	FTA	PCT	OFF	DEF	TOT	AST	PF-D	STL	TO	BLK	PTS	AVG
1984	10	397	901	.441	5	30	.167	218	261	.835	159	273	432	217	215-4	57	131	36	1017	101.7
1985	4	171	363	.471	9	24	.375	131	157	.834	62	107	169	98	94-2	29	61	10	482	120.5
1986	10	426	871	.489	30	58	.517	226	289	.782	139	280	419	250	215-2	66	142	31	1108	110.8
1987	4	175	356	.492	2	25	.080	114	152	.750	61	118	179	88	99-2	27	59	17	466	116.5
1988	17	730	1473	.496	25	93	.269	349	462	.755	279	482	761	411	353-4	126	253	87	1834	107.9
1990	3	115	243	.473	9	29	.310	62	81	.765	34	86	120	61	82-3	24	54	17	301	100.3
2001	10	322	808	.399	61	172	.355	217	256	.848	122	288	410	170	234-2	59	116	55	922	92.2
2002	8	318	704	.452	67	177	.379	169	202	.837	87	248	335	157	206-3	50	100	37	872	109.0
2003	20	774	1721	.450	184	463	.397	350	422	.829	223	618	841	408	486-6	121	250	103	2082	104.1
2004	5	191	482	.396	25	87	.287	91	118	.771	102	159	261	103	108-0	46	68	33	498	99.6
2005	13	495	1094	.452	86	227	.379	291	370	.786	187	378	565	227	295-5	94	171	66	1367	105.2
2006	23	831	1842	.451	110	347	.317	522	645	.809	280	701	987	351	587-6	152	295	99	2294	99.7
2007	6	205	485	.423	42	133	.316	139	180	.772	84	182	266	107	143-0	50	98	30	591	98.5
2008	5	158	394	.401	36	104	.346	118	150	.787	72	154	226	97	103-0	20	58	20	470	94.0
2009	10	356	757	.470	73	206	.354	231	284	.813	92	315	407	181	228-1	65	130	38	1016	101.6
2010	6	204	476	.429	38	116	.328	111	140	.793	72	191	263	111	135-1	45	78	30	557	92.8
2011	21	724	1572	.461	184	467	.394	431	533	.809	203	603	806	423	422-3	149	271	86	2063	98.2
2012	4	126	312	.404	32	86	.372	89	107	.832	42	120	162	62	83-0	32	58	14	373	93.3
2014	7	274	607	.451	59	157	.376	101	132	.765	82	203	285	134	142-0	46	80	29	708	101.1
2015	5	208	460	.452	38	122	.311	96	126	.762	68	169	237	106	136-1	35	71	23	550	110.0
2016	5	177	406	.436	31	107	.290	84	121	.694	46	130	176	103	120-0	30	59	12	469	93.8
2020	6	253	535	.473	81	225	.360	115	159	.723	46	213	259	129	135-0	39	76	22	702	117.0
2021	7	274	602	.455	95	245	.388	99	140	.707	72	212	284	145	142-0	39	77	15	742	106.0
2022	18	653	1455	.449	284	747	.380	324	420	.771	117	540	657	345	380-3	129	184	50	1914	106.3

ALL-TIME OPPONENTS TEAM PLAYOFF STATISTICS

											— Rebounds —									
SEASON	G	FGM	FGA	PCT	3PM	3PA	PCT	FTM	FTA	PCT	OFF	DEF	TOT	AST	PF-D	STL	TO	BLK	PTS	AVG
1984	10	461	891	.517	13	45	.289	153	212	.722	132	315	447	277	255-2	64	133	69	1088	108.8
1985	4	206	394	.523	5	20	.250	75	97	.773	70	130	200	123	120-4	31	61	20	492	123.0
1986	10	462	900	.513	18	43	.419	179	240	.746	133	284	417	288	248-1	65	120	49	1121	112.1
1987	4	188	373	.504	9	24	.375	97	126	.770	67	120	187	117	119-4	28	53	32	482	120.5
1988	17	726	1503	.483	49	137	.358	335	411	.815	253	451	704	442	381-3	128	210	78	1836	108.0
1990	3	120	261	.460	7	21	.333	82	116	.707	52	89	141	74	76-1	27	41	18	329	109.7
2001	10	354	775	.457	53	136	.390	198	274	.723	125	330	455	234	240-2	57	135	53	959	95.9
2002	8	315	683	.461	43	125	.344	197	259	.761	119	273	392	166	193-5	54	118	33	870	108.8
2003	20	746	1643	.454	132	379	.348	470	624	.753	260	668	928	462	441-6	138	274	89	2094	104.7
2004	5	186	421	.442	33	90	.367	86	121	.711	63	176	239	47.8	109-1	50	82	23	491	98.2
2005	13	507	1067	.475	106	253	.419	268	346	.775	161	388	549	250	308-5	92	182	77	1388	106.8
2006	23	801	1703	.470	122	354	.345	476	669	.712	201	679	880	371	562-9	141	330	110	2200	95.7
2007	6	220	474	.464	62	169	.367	129	176	.733	71	179	250	104	149-4	49	91	26	631	105.2
2008	5	198	408	.485	34	74	.459	84	108	.778	50	155	205	104	112-0	30	42	28	514	102.8
2009	10	374	776	.482	67	190	.353	210	285	.737	92	281	373	198	237-2	76	111	41	1025	102.5
2010	6	215	468	.459	25	78	.321	105	149	.705	67	184	251	109	119-0	37	75	19	560	93.3
2011	21	718	1606	.447	112	386	.290	394	512	.770	238	605	843	379	453-3	152	285	107	1942	92.5
2012	4	143	306	.467	32	84	.381	81	96	.844	29	128	157	70	97-2	35	51	29	399	99.8
2014	7	270	543	.497	49	128	.383	133	178	.747	62	229	291	139	137-1	50	96	25	722	103.1
2015	5	200	429	.466	46	131	.351	125	184	.679	56	174	230	117	123-0	39	72	26	571	114.2
2016	5	197	414	.476	51	140	.364	115	147	.782	68	168	236	107	112-0	38	65	23	560	112.0
2020	6	271	541	.501	84	208	.404	134	165	.812	52	226	278	127	147-1	43	72	20	760	126.7
2021	7	273	560	.488	94	252	.373	138	164	.841	62	232	294	158	144-3	48	77	35	778	111.1
2022	18	701	1470	.477	184	522	.352	315	394	.799	183	628	811	423	397-4	91	240	64	1901	105.6

TOP PERFORMANCES

POINTS

50	Dirk Nowitzki vs. Phoenix	6/1/06
48	Dirk Nowitzki vs. Oklahoma City	5/17/11
46	Luka Dončić at L.A. Clippers	6/6/21
46	Dirk Nowitzki vs. Portland	4/19/03
45	Luka Dončić at Phoenix	5/2/22
44	Luka Dončić vs. L.A. Clippers	5/28/21
44	Dirk Nowitzki vs. Denver	5/11/09
43	Luka Dončić vs. L.A. Clippers (OT)^	8/23/20
43	Rolando Blackman vs. Portland (2OT)	4/18/85
42	Luka Dončić at Golden State	5/20/22
42	Luka Dončić at L.A. Clippers	6/2/21
42	Luka Dončić at L.A. Clippers^	8/17/20
42	Dirk Nowitzki at Portland	4/25/03
42	Dirk Nowitzki at San Antonio	5/14/01
41	Jalen Brunson vs. Utah	4/18/22
41	Rolando Blackman vs. Portland (OT)	4/20/85

^Game played in Orlando

REBOUNDS

21	Dirk Nowitzki vs. San Antonio	5/19/06
20	Tyson Chandler vs. Portland	4/25/11
20	Dirk Nowitzki at Sacramento (2OT)	5/10/03
20	Roy Tarpley vs. L.A. Lakers	5/27/88
20	Roy Tarpley at L.A. Lakers	5/23/88
20	James Donaldson at Utah	4/23/86
19	Dirk Nowitzki vs. New Orleans	4/25/08
19	Dirk Nowitzki vs. Phoenix	5/24/06
19	Dirk Nowitzki vs. Sacramento	5/17/03
19	Roy Tarpley vs. Denver	5/19/88
19	Sam Perkins vs. Portland (OT)	4/20/85

ASSISTS

16	Derek Harper at L.A. Lakers	4/30/86
15	Steve Nash vs. Sacramento	5/9/02
14	Luka Dončić at L.A. Clippers	6/6/21
14	Luka Dončić at L.A. Clippers	6/2/21
14	Jason Kidd vs. Portland	4/25/11
14	Steve Nash at Sacramento	4/29/04
14	Steve Nash vs. San Antonio	5/12/01
13	LukaDončić at Minnesota	5/24/24
13	LukaDončić vs. L.A. Clippers	5/3/24
13	Luka Dončić vs. L.A. Clippers (OT)^	8/23/20
13	J.J. Barea vs. Houston	4/26/15
13	Steve Nash vs. Sacramento	5/17/03

^Game played in Orlando

OPPONENT TOP PERFORMANCES

POINTS

48	Steve Nash vs. Phoenix	5/15/05
45	Kawhi Leonard vs. L.A. Clippers	6/4/21
45	Bonzi Wells vs. Portland	4/23/03
43	Tony Parker vs. San Antonio	4/25/09
43	Dwyane Wade at Miami (OT)	6/18/06
43	Dale Ellis at Seattle	4/28/87
42	James Harden vs. Houston	4/24/15
42	Dwyane Wade at Miami	6/13/06
42	Sleepy Floyd vs. Houston	4/30/88
41	Kawhi Leonard at L.A. Clippers	5/25/21
41	Carmelo Anthony vs. Denver	5/11/09
41	Tim Duncan at San Antonio (OT)	5/22/06
41	Hakeem Olajuwon vs. Houston	4/30/88
40	Kevin Durant vs. Oklahoma City	5/17/11
40	Amar'e Stoudemire at Phoenix	5/9/05
40	Tim Duncan at San Antonio	5/19/03
40	Hakeem Olajuwon at Houston	5/5/88

REBOUNDS

26	Dwight Howard vs. Houston	4/24/15
26	Hakeem Olajuwon vs. Houston	4/30/88
24	Tim Duncan vs. San Antonio	5/23/03
22	Tim Duncan at San Antonio	5/7/01
21	Kevin Garnett vs. Minnesota	4/21/02
20	Tim Duncan vs. San Antonio	5/25/03
20	Tim Duncan at San Antonio	5/14/01
20	Sam Bowie vs. Portland (OT)	4/20/85

ASSISTS

20	Magic Johnson at L.A. Lakers	5/31/88
19	Magic Johnson at L.A. Lakers	5/25/88
18	John Stockton at Utah	4/21/01
17	Chris Paul at New Orleans	4/22/08
17	Steve Nash vs. Phoenix	5/13/05
17	Magic Johnson vs. L.A. Lakers	5/8/86
16	Steve Nash vs. Phoenix	5/24/06
16	Magic Johnson vs. L.A. Lakers (OT)	5/6/84

MAVS LEADERS

POINTS

Dirk Nowitzki	3,663
LUKA DONČIĆ	1,546
Jason Terry	1,466
Rolando Blackman	1,039
Mark Aguirre	1,035
Michael Finley	995

POINTS PER GAME (MIN. 5 GP)

LUKA DONČIĆ	30.9
Dirk Nowitzki	25.3
Mark Aguirre	23.0
Monta Ellis	22.8
KYRIE IRVING	22.1
Rolando Blackman	21.6
current players in CAPS	

FIELD GOALS

Dirk Nowitzki	1,220
LUKA DONČIĆ	545
Jason Terry	532
Mark Aguirre	415
Rolando Blackman	409
Michael Finley	363

FIELD GOAL ATTEMPTS

Dirk Nowitzki	2,642
Jason Terry	1,188
LUKA DONČIĆ	1,180
Michael Finley	870
Mark Aguirre	843
Rolando Blackman	822

FIELD GOAL PERCENTAGE (MIN. 100 ATTEMPTS)

James Donaldson	(117-170)	.688
DANIEL GAFFORD	(78-123)	.634
Tyson Chandler	(76-127)	.598
Erick Dampier	(105-194)	.541
Brad Davis	(125-236)	.530
Roy Tarpley	(171-335)	.510

3-POINT FIELD GOALS

Jason Terry	167
LUKA DONČIĆ	166
Dirk Nowitzki	149
Michael Finley	109
Jason Kidd	88
current players in CAPS	

3-POINT FIELD GOAL ATTEMPTS

LUKA DONČIĆ	479
Jason Terry	424
Dirk Nowitzki	408
Michael Finley	285
Jason Kidd	229
current players in CAPS	

3-POINT FIELD GOAL PERCENTAGE (MIN. 30 ATTEMPTS)

Steve Nash	(79-176)	.449
Vince Carter	(18-41)	.439
Brad Davis	(14-32)	.438
Dorian Finney-Smith	(73-175)	.417
Spencer Dinwiddie	(40-96)	.417

FREE THROWS

Dirk Nowitzki	1,074
LUKA DONČIĆ	290
Jason Terry	235
Rolando Blackman	218
Josh Howard	208

FREE THROW ATTEMPTS

Dirk Nowitzki	1,204
LUKA DONČIĆ	403
Jason Terry	284
Josh Howard	266
Mark Aguirre	260
current players in CAPS	

FREE THROW PERCENTAGE (MIN. 75 ATTEMPTS)

Steve Nash	(127-141)	.901
Dirk Nowitzki	(1,074-1,204)	.892
Rolando Blackman	(218-250)	.872
Jay Vincent	(108-125)	.864
Michael Finley	(160-188)	.851

OFFENSIVE REBOUNDS

Dirk Nowitzki	212
Erick Dampier	170
Josh Howard	128
Roy Tarpley	115
Sam Perkins	107

DEFENSIVE REBOUNDS

Dirk Nowitzki	1,234
LUKA DONČIĆ	435
Josh Howard	316
Michael Finley	220
Jason Kidd	215
current players in CAPS	

REBOUNDS

Dirk Nowitzki	1,446
LUKA DONČIĆ	469
Josh Howard	444
Erick Dampier	356
Roy Tarpley	307

REBOUNDS PER GAME (MIN. 5 GP)

Roy Tarpley	12.8
Antoine Walker	10.0
Dirk Nowitzki	10.0
Tyson Chandler	9.5
LUKA DONČIĆ	9.4
current players in CAPS	

ASSISTS

LUKA DONČIĆ	398
Dirk Nowitzki	360
Steve Nash	324
Jason Kidd	312
Jason Terry	302

ASSISTS PER GAME (MIN. 5 GP)

LUKA DONČIĆ	8.0
Steve Nash	7.5
Jason Kidd	6.8
Derek Harper	6.1
KYRIE IRVING	5.1

STEALS

Dirk Nowitzki	149
Jason Kidd	95
Jason Terry	87
LUKA DONČIĆ	84
Derek Harper	83

BLOCKS

Dirk Nowitzki	129
Raef LaFrentz	65
Erick Dampier	59
Shawn Bradley	47
Roy Tarpley	43

TURNOVERS

Dirk Nowitzki	328
LUKA DONČIĆ	212
Jason Terry	158
Josh Howard	129
Steve Nash	118
current players in CAPS	

FOULS

Dirk Nowitzki	407
Josh Howard	213
Erick Dampier	213
Jason Terry	199
Mark Aguirre	142

DISQUALIFICATIONS

Erick Dampier	5
Mark Aguirre	5
Raef LaFrentz	5
Josh Howard	4
Sam Perkins	4
Roy Tarpley	4

GAMES

Dirk Nowitzki	145
Jason Terry	87
Josh Howard	62
Erick Dampier	57
Michael Finley	56

STARTS

Dirk Nowitzki	145
Josh Howard	57
Michael Finley	56
LUKA DONČIĆ	50
Jason Kidd	46
Jason Terry	46

MINUTES

Dirk Nowitzki	5,895
Jason Terry	3,076
Michael Finley	2,316
Josh Howard	2,052
LUKA DONČIĆ	1,948

TRIPLE-DOUBLES

LUKA DONČIĆ	10
current players in CAPS	

DOUBLE-DOUBLES

Dirk Nowitzki	75
LUKA DONČIĆ	32
Roy Tarpley	16
Josh Howard	14
Sam Perkins	10
current players in CAPS	

INDIVIDUAL RECORDS

POINTS

7-Game Series			
	250	Luka Dončić vs. L.A. Clippers (35.7)	2021
6-Game Series			
	186	Luka Dončić vs. L.A. Clippers (31.0)	2020
5-Game Series			
	172	Dirk Nowitzki vs. Denver (34.4)	2009
4-Game Series			
	131	Rolando Blackman vs. Portland (32.8)	1985
3-Game Series			
	100	Dirk Nowitzki vs. Minnesota (33.3)	2002
Game	50	Dirk Nowitzki vs. Phoenix	6/1/06
Half	35	Rolando Blackman vs. Portland (2nd)	4/20/85
Quarter	27	Mark Aguirre at Houston (3rd)	5/5/88
Overtime	9	Rolando Blackman vs. Portland (1st)	4/20/85

FIELD GOALS

7-Game Series			
	96	Luka Dončić vs. L.A. Clippers (96-196)	2021
6-Game Series			
	71	Mark Aguirre vs. L.A. Lakers (71-138)	1986
5-Game Series			
	59	Luka Dončić vs. Boston (59-125)	2024
4-Game Series			
	47	Rolando Blackman vs. Portland (47-92)	1985
3-Game Series			
	30	Dirk Nowitzki vs. Minnesota (30-57)	2002
Game	19	Rolando Blackman vs. Portland (2OT) (19-33)	4/18/85
	19	Mark Aguirre vs. L.A. Lakers (19-30)	5/4/86
Half	15	Rolando Blackman vs. Portland (2nd) (15-20)	4/20/85
Quarter	10	Mark Aguirre vs. L.A. Lakers (1st)(10-13)	5/4/86
Overtime	4	Rolando Blackman vs. Portland (1st) (4-5)	4/20/85

FIELD GOAL ATTEMPTS

7-Game Series			
	196	Luka Dončić vs. L.A. Clippers (96-196)	2021
6-Game Series			
	153	Luka Dončić vs. L.A. Clippers (62-153)	2024
5-Game Series			
	125	Luka Dončić vs. Boston (59-125)	2024
4-Game Series			
	92	Rolando Blackman vs. Portland (47-92)	1985
3-Game Series			
	57	Dirk Nowitzki vs. Minnesota (30-57)	2002
Game	37	Luka Dončić vs. L.A. Clippers (17-37)	6/2/21
Half	20	Rolando Blackman vs. Portland (2nd) (15-20) (includes OT)	4/20/85
	20	Rolando Blackman vs. Portland (2nd) (14-20) (includes 2OT)	4/18/85
Quarter	13	Mark Aguirre vs. L.A. Lakers (1st) (10-13)	5/4/86
Overtime	6	Jason Terry vs. San Antonio (1st) (2-6)	5/15/06
	6	Rolando Blackman vs. Portland (2nd) (3-6)	4/18/85

^Game played in Orlando

FIELD GOAL PERCENTAGE

7-Game Series (min. 20 FGA)			
	.744	James Donaldson vs. L.A. Lakers (32-43)	1988
6-Game Series(min. 20 FGA)			
	.781	James Donaldson vs. L.A. Lakers (25-32)	1986
5-Game Series(min. 20 FGA)			
	.750	Daniel Gafford vs. Minnesota (24-32)	2024
4-Game Series(min. 20 FGA)			
	.731	James Donaldson vs. Houston (19-26)	1988

3-Game Series(min. 10 FGA)			
	.692	James Donaldson vs. Portland (9-13)	1990
Game	1.000	Several times. Most made without a miss:	
	8	Brad Davis at Utah	4/25/86
Half	1.000	Several times. Most made without a miss:	
	6	Derrick Jones Jr. vs. Oklahoma City (6-6)	5/15/24
	6	Dereck Lively II vs. L.A. Clippers (6-6)	4/26/24
Quarter	1.000	Several times. Most without a miss:	
	8	Kyrie Irving vs. L.A. Clippers (8-8)	Q3, 4/21/24

3-POINT FIELD GOALS

7-Game Series			
	31	Luka Dončić vs. L.A. Clippers (31-76)	2021
6-Game Series			
	23	P.J. Washington Jr. vs. Oklahoma City (23-49)	2024
5-Game Series			
	23	Luka Dončić vs. Minnesota (23-53)	2024
4-Game Series			
	13	Jason Terry vs. L.A. Lakers (13-19)	2011
3-Game Series			
	8	Dirk Nowitzki vs. Minnesota (8-11)	2002
	8	Steve Nash vs. Minnesota (8-18)	2002
Game	9	Jason Terry vs. L.A. Lakers (9-10)	5/8/11
Half	6	Maxi Kleber vs. Utah (2nd) (6-8)	4/18/22
	6	Jason Terry vs. L.A. Lakers (1st) (6-7)	5/8/11
Period	5	Tim Hardaway Jr. vs. Boston (5-7)	6/14/24
	5	Luka Dončić vs. L.A. Clippers (1st) (5-6)	6/2/21
	5	Jason Terry vs. L.A. Lakers (2nd) (5-6)	5/8/11
Overtime	2	Jason Terry vs. Phoenix (1st) (2-3)	5/20/05

3-POINT FIELD GOAL ATTEMPTS

7-Game Series			
	76	Luka Dončić vs. L.A. Clippers (31-76)	2021
6-Game Series			
	67	Luka Dončić vs. L.A. Clippers (16-67)	2024
5-Game Series			
	53	Luka Dončić vs. Golden State (18-53)	2022
	53	Luka Dončić vs. Minnesota (23-53)	2024
4-Game Series			
	26	Jason Kidd vs. Oklahoma City (9-26)	2012
3-Game Series			
	18	Steve Nash vs. Minnesota (8-18)	2002
Game	13	Luka Dončić at Golden State (3-13)	5/26/22
	13	Luka Dončić vs. L.A. Clippers (7-13)	5/28/21
	13	Luka Dončić at L.A. Clippers (5-13)	5/25/21
Half	9	Kyrie Irving vs. Oklahoma City (4-9)	5/18/24
	9	Luka Dončić at at Golden State (2nd) (3-9)	5/26/22
Quarter	7	Tim Hardaway Jr. vs. Boston (5-7)	6/14/24
Overtime	3	Jason Terry vs. Phoenix (1st) (2-3)	5/20/05

3-POINT FIELD GOAL PERCENTAGE

7-Game Series (min. 10 3FGA)			
	.606	Jason Terry vs. Houston (20-33)	2005
6-Game Series (min. 10 3FGA)			
	.600	Steve Nash vs. San Antonio (12-20)	2003
5-Game Series (min. 10 3FGA)			
	.636	Al-Farouq Aminu vs. Houston (7-11)	2015
4-Game Series (min. 10 3FGA)			
	.727	Dirk Nowitzki vs. L.A. Lakers (8-11)	2011
3-Game Series (min. 5 3FGA)			
	.727	Dirk Nowitzki vs. Minnesota (8-11)	2002
Game	1.000	Several times. Most made without a miss:	
	6	Peja Stojaković vs. L.A. Lakers	5/8/11
Half	1.000	Several times. Most made without a miss:	
	4	Derrick Jones Jr. vs. Oklahoma City (3rd)	5/18/24
	4	Michael Finley at Phoenix (2nd)	5/11/05
	4	Dirk Nowitzki vs. Sacramento (1st)	5/8/03
Quarter	1.000	Several times. Most made without a miss:	
	3	Several times. Most recently: Kyrie Irving vs. BOS(2nd)	6/12/24
Overtime	1.000	Several times. Most made without a miss:	
	1	Most recently: Trey Burke vs. L.A. Clippers (1st)^	8/23/20

^Game played in Orlando

FREE THROWS

7-Game Series			
	73	Dirk Nowitzki vs. San Antonio (73-80)	2006
6-Game Series			
	56	Dirk Nowitzki vs. Portland (56-63)	2011
5-Game Series			
	59	Dirk Nowitzki vs. Oklahoma City (59-61)	2011
4-Game Series			
	38	Dirk Nowitzki vs. Oklahoma City (38-42)	2012
3-Game Series			
	32	Dirk Nowitzki vs. Minnesota (32-36)	2002
Game	24	Dirk Nowitzki vs. Oklahoma City (24-24)	5/17/11
Half	19	Dirk Nowitzki vs. Oklahoma City (2nd) (19-19)	5/17/11
Quarter	13	Dirk Nowitzki vs. Oklahoma City (3rd) (13-13)	5/17/11
	13	Dirk Nowitzki vs. Portland (4th) (13-13)	4/16/11
Overtime	4	Jason Terry at San Antonio (1st) (4-4)	5/22/06

FREE THROW ATTEMPTS

7-Game Series			
	80	Dirk Nowitzki vs. San Antonio (73-80)	2006
6-Game Series			
	64	Luka Dončić vs. L.A. Clippers (42-64)	2020
5-Game Series			
	62	Dirk Nowitzki vs. Denver (57-62)	2009
4-Game Series			
	42	Dirk Nowitzki vs. Oklahoma City (38-42)	2012
3-Game Series			
	36	Dirk Nowitzki vs. Minnesota (32-36)	2002
Game	24	Dirk Nowitzki vs. Oklahoma City (24-24)	5/17/11
	24	Dirk Nowitzki vs. San Antonio (21-24)	5/13/06
Half	19	Dirk Nowitzki vs. Oklahoma City (2nd) (19-19)	5/17/11
Quarter	13	Dirk Nowitzki vs. Oklahoma City (3rd) (13-13)	5/17/11
	13	Dirk Nowitzki vs. Portland (4th) (13-13)	4/16/11
Overtime	4	Jason Terry at San Antonio (1st) (4-4)	5/22/06
	4	Jay Vincent vs. Seattle (1st) (2-4)	4/26/84

FREE THROW PERCENTAGE

7-Game Series (min. 10 FTA)			
	.944	Jason Terry vs. San Antonio (17-18)	2006
6-Game Series (min. 10 FTA)			
	1.000	Michael Finley vs. San Antonio (32-32)	2003
	1.000	Dirk Nowitzki vs. San Antonio (22-22)	2003
5-Game Series (min. 10 FTA)			
	1.000	P.J. Washington Jr. vs. Minnesota (13-13)	2024
4-Game Series (min. 10 FTA)			
	1.000	Brad Davis vs. Houston (13-13)	1988
3-Game Series (min. 10 FTA)			
	1.000	Steve Nash vs. Minnesota (17-17)	2002
	1.000	Rolando Blackman vs. Portland (10-10)	1990
Game	1.000	Several times. Most made without a miss:	
	24	Dirk Nowitzki vs. Oklahoma City	5/17/11
Half	1.000	Several times. Most made without a miss:	
	19	Dirk Nowitzki vs. Oklahoma City (2nd)	5/17/11

Quarter	1.000	Several times. Most made without a miss:	
	13	Dirk Nowitzki vs. Portland (4th)	4/16/11
	13	Dirk Nowitzki vs. Oklahoma City (3rd)	5/17/01
Overtime	1.000	Several times. Most made without a miss:	
	4	Jason Terry at San Antonio (1st)	5/22/06

OFFENSIVE REBOUNDS

7-Game Series			
	44	Roy Tarpley vs. L.A. Lakers	1988
6-Game Series			
	31	Roy Tarpley vs. Denver	1988
5-Game Series			
	27	Tyson Chandler vs. Houston	2015
4-Game Series			
	19	Erick Dampier vs. Memphis	2006
3-Game Series			
	10	Sam Perkins vs. Portland	1990
Game	13	Tyson Chandler vs. Portland	4/25/11
Half	7	Tyson Chandler vs. Portland (2nd)	4/25/11
	7	Roy Tarpley vs. L.A. Lakers (1st)	5/27/88
Quarter	6	Roy Tarpley vs. L.A. Lakers (2nd)	5/27/88
Overtime	2	Erick Dampier vs. San Antonio (1st)	5/15/06
	2	Sam Perkins vs. Portland (1st)	4/18/85

DEFENSIVE REBOUNDS

7-Game Series			
	91	Dirk Nowitzki vs. Sacramento	2003
6-Game Series			
	60	Dirk Nowitzki vs. Phoenix	2006
5-Game Series			
	50	Dirk Nowitzki vs. New Orleans	2008
4-Game Series			
	37	James Donaldson vs. Utah	1986
3-Game Series			
	42	Dirk Nowitzki vs. Minnesota	2002
Game	19	Dirk Nowitzki vs. San Antonio	5/19/06
Half	12	Dirk Nowitzki vs. San Antonio (2nd)	4/30/14
Quarter	9	James Donaldson vs. L.A. Lakers (3rd)	5/8/86
	9	Sam Perkins vs. Portland (1st)	4/20/85
Overtime	3	Jason Kidd at Oklahoma City (1st)	5/23/11
	3	Jay Vincent vs. Seattle (1st)	4/26/84

REBOUNDS

7-Game Series			
	100	Dirk Nowitzki vs. Sacramento	2003
6-Game Series			
	85	Roy Tarpley vs. Denver	1988
5-Game Series			
	60	Dirk Nowitzki vs. New Orleans	2008
4-Game Series			
	51	Sam Perkins vs. Portland	1985
3-Game Series			
	47	Dirk Nowitzki vs. Minnesota	2002
Game	21	Dirk Nowitzki vs. San Antonio	5/19/06
Half	14	Mark Aguirre vs. Seattle	4/19/84
Quarter	9	Several times. Most recently:	
		Dirk Nowitzki vs. San Antonio (3rd)	5/19/06
Overtime	3	Several times. Most recently:	
		Jason Kidd at Oklahoma City (1st)	5/23/11

ASSISTS

7-Game Series			
	72	Luka Dončić vs. L.A. Clippers	2021
6-Game Series			
	57	Luka Dončić vs. L.A. Clippers	2024
5-Game Series			
	45	Steve Nash vs. Sacramento	2004
4-Game Series			
	33	Jason Kidd vs. L.A. Lakers	2011
3-Game Series			
	27	Steve Nash vs. Minnesota	2002
Game	16	Derek Harper at L.A. Lakers	4/30/86
Half	9	Jason Kidd vs. San Antonio (2nd)	4/18/10
	9	Steve Nash vs. Minnesota (2nd)	4/24/02
	9	Derek Harper at L.A. Lakers (2nd)	4/30/86
Quarter	7	Luka Dončić vs. Oklahoma City (Q4)	5/13/24
	7	Zaza Pachulia at Oklahoma City (2nd)	4/25/16
	7	Steve Nash vs. San Antonio (1st)	5/12/01
Overtime	2	Steve Nash at Sacramento (2nd)	5/10/03
	2	Steve Nash at Sacramento (1st)	5/10/03
	2	Rolando Blackman vs. Seattle (1st)	4/26/84

STEALS

7-Game Series			
	15	Luka Dončić vs. Phoenix	2022
6-Game Series			
	16	Derek Harper vs. L.A. Lakers	1986
5-Game Series			
	17	Jason Kidd vs. Oklahoma City	2011
4-Game Series			
	12	Jason Kidd vs. Oklahoma City	2012
3-Game Series			
	9	Dirk Nowitzki vs. Minnesota	2002
Game	7	Jason Kidd at Oklahoma City	4/28/12
	7	Derek Harper at L.A. Lakers	4/30/86
Half	5	Four times. Most recently:	
		Jason Kidd at Oklahoma City (2nd)	4/28/12
Quarter	4	Dirk Nowitzki vs. Houston (3rd)	5/2/05
Overtime	2	Jay Vincent vs. Portland (1st)	4/20/85

BLOCKS

7-Game Series			
	18	Raef LaFrentz vs. Sacramento	2003
6-Game Series			
	16	Raef LaFrentz vs. San Antonio	2003
5-Game Series			
	15	Raef LaFrentz vs. Sacramento	2002
	15	Shawn Bradley vs. San Antonio	2001
	15	Shawn Bradley vs. Utah	2001
4-Game Series			
	9	Erick Dampier vs. Memphis	2006
3-Game Series			
	10	Roy Tarpley vs. Portland	1990
Game	6	Four times. Most recently:	
		Raef LaFrentz at Sacramento	5/15/03
Half	6	Shawn Bradley at San Antonio (1st)	5/5/01
Quarter	5	Shawn Bradley at San Antonio (1st)	5/5/01
Overtime	2	Kurt Nimphius vs. Seattle (1st)	4/26/84

TURNOVERS

7-Game Series			
	32	Luka Dončić vs. L.A. Clippers	2021
6-Game Series			
	31	Luka Dončić vs. L.A. Clippers	2020
5-Game Series			
	23	Luka Dončić vs. Boston	2024
4-Game Series			
	15	Jason Kidd vs. L.A. Lakers	2011
	15	Mark Aguirre vs. Portland	1985
3-Game Series			
	13	Rolando Blackman vs. Portland	1990
Game	11	Luka Dončić at L.A. Clippers^	8/17/20
Half	7	Luka Dončić at L.A. Clippers (1st)^	8/17/20
Quarter	5	Luka Dončić at L.A. Clippers (1st)^	8/17/20
	5	Jason Kidd at L.A. Lakers (3rd)	5/2/11
Overtime	2	Devin Harris vs. San Antonio (1st)	5/15/06

^Game played in Orlando

FOULS

7-Game Series			
	35	Erick Dampier vs. San Antonio	2006
	35	Josh Howard vs. Houston	2005
6-Game Series			
	29	Raef LaFrentz vs. San Antonio	2003

5-Game Series			
	24	Raef LaFrentz vs. Sacramento	2002
4-Game Series			
	21	Roy Tarpley vs. Houston	1988
3-Game Series			
	17	Sam Perkins vs. Portland	1990
Game	6	Several times. Most recently:	
		Luka Dončić vs. Boston	6/12/24
Half	6	Several times	
Quarter	5	Four times. Most recently:	
		Dereck Lively II vs. BOS (3rd)	6/6/24
Overtime	3	Devin Harris at Miami (1st)	6/18/06
	3	Dirk Nowitzki vs. Phoenix (1st)	5/20/05

DISQUALIFICATIONS

7-Game Series			
	3	Josh Howard vs. Houston	2005
6-Game Series			
	2	Roy Tarpley vs. Denver	1988
5-Game Series			
	2	Mark Aguirre vs. Seattle	1984
4-Game Series			
	1	Several times. Most recently:	
		Roy Tarpley vs. Houston	1988
3-Game Series			
	2	Sam Perkins vs. Portland	1990

MINUTES

7-Game Series			
	310	Dirk Nowitzki vs. San Antonio	2006
6-Game Series			
	275	Michael Finley vs. San Antonio	2003
5-Game Series			
	234	Michael Finley vs. Sacramento	2002
4-Game Series			
	169	Rolando Blackman vs. Portland	1985
	169	Sam Perkins vs. Portland	1985
3-Game Series			
	139	Michael Finley vs. Minnesota	2002
Game (2OT)	58	Dirk Nowitzki at Sacramento	5/10/03
Game (OT)	52	Michael Finley vs. Sacramento	5/11/02
Game (REG)	48	Several times. Most recently:	
		Dirk Nowitzki at New Orleans	4/29/08

TEAM HIGHS

POINTS

7-Game Series			
	802	vs. Sacramento (114.6)	2003
6-Game Series			
	702	vs. L.A. Clippers (117.0)	2020
5-Game Series			
	557	vs. Minnesota (111.4)	2024
4-Game Series			
	482	vs. Portland (120.5)	1985
3-Game Series			
	338	vs. Minnesota (112.7)	2002
Game	151	vs. Seattle	4/23/87
1st Half	83	vs. Sacramento	5/8/03
2nd Half	74	vs. Seattle	4/23/87
1st Quarter	45	vs. L.A. Lakers	5/4/86
2nd Quarter	41	vs. Sacramento	5/9/02
3rd Quarter	43	vs. Seattle	4/23/87
4th Quarter	43	vs. Houston	4/28/88
Overtime	18	at Memphis (1st)	4/29/06
	18	vs. Portland (2nd)	4/18/85

FIELD GOALS

59	vs. Seattle (59-99)	4/23/87

FIELD GOAL ATTEMPTS

112	vs. Portland (2OT) (54-112)	4/18/85
105	at Seattle (39-105)	4/30/87

FIELD GOAL PERCENTAGE

.603	vs. L.A. Lakers (44-73)	5/8/11

3-POINT FIELD GOALS

22	vs. Utah (22-47)	4/18/22

3-POINT FIELD GOAL ATTEMPTS

48	at Golden State (11-48)	5/18/22

3-POINT FIELD GOAL PERCENTAGE

1.000	vs. L.A. Lakers (5-5)	5/4/86
1.000	at Utah (5-5)	4/25/86

FREE THROWS

49	at San Antonio (49-50)	5/19/03

CONSECUTIVE FREE THROWS

51	Last 49 at San Antonio 5/19/03; first 2 at San Antonio	5/21/03

FREE THROW ATTEMPTS

55	at Portland (48-55)	4/25/85

FREE THROW PERCENTAGE

1.000	Several times. Most recently:at Phoenix (12-12)	5/15/22
24	Most without a miss: vs. Seattle	4/19/84

OFFENSIVE REBOUNDS

26	at Seattle	4/30/87

DEFENSIVE REBOUNDS

46	vs. San Antonio	4/23/09

REBOUNDS

58	vs. Sacramento	5/13/03

ASSISTS

36	Several times. Most recently:	
	vs. Denver	5/15/88

STEALS

19	vs. Sacramento	4/24/04

BLOCKS

13	vs. Oklahoma City	5/13/24
11	at Sacramento	4/18/04
11	vs. Sacramento	5/13/03

TURNOVERS

21	at L.A. Clippers^	8/17/20

^Game played in Orlando

FOULS

38	at Miami (OT)	6/18/06
36	at San Antonio	5/19/03

DISQUALIFICATIONS

3	at San Antonio (OT)	5/22/06
2	Several times. Most recently: vs. San Antonio	5/15/06

TEAM LOWS

POINTS

7-Game Series			
	702	vs. Houston (100.3)	2005
	702	vs. Portland (100.3)	2003
6-Game Series			
	551	vs. Miami (91.8)	2006
5-Game Series			
	453	vs. San Antonio (90.6)	2001
4-Game Series			
	393	vs. Memphis (98.2)	2006
3-Game Series			
	301	vs. Portland (100.3)	1990
Game	70	at Oklahoma City	4/16/16
1st Half	30	at L.A. Clippers	4/21/24
2nd Half	27	at Portland	4/27/03
1st Quarter	8	at San Antonio	4/29/10
2nd Quarter	8	at L.A. Clippers	4/21/24
3rd Quarter	10	at Portland	4/27/03
4th Quarter	7	at Miami	6/18/06
Overtime	4	vs. Sacramento (1st)	5/11/02

FIELD GOALS

24	vs. Houston (24-68)	4/23/05

FIELD GOAL ATTEMPTS

66	vs. Portland (27-66)	4/16/11
66	vs. San Antonio (32-66)	5/13/06

FIELD GOAL PERCENTAGE

.298	at Oklahoma City (25-84)	4/16/16

3-POINT FIELD GOALS

0	Several times. Most recently:	
	at San Antonio (0-11)	5/14/01

3-POINT FIELD GOAL ATTEMPTS

0	at Seattle	4/24/84

3-POINT FIELD GOAL PERCENTAGE

.000	Several times. Most attempted without a make:	
11	at San Antonio	5/14/01

FREE THROWS

4	vs. San Antonio (4-6)	5/23/03

FREE THROW ATTEMPTS

6	vs. San Antonio (4-6)	5/23/03

FREE THROW PERCENTAGE

.429	vs. Houston (9-21)	4/26/15

OFFENSIVE REBOUNDS

2	vs. Utah	4/18/22

DEFENSIVE REBOUNDS

15	at Portland	5/2/03

REBOUNDS

25	at Phoenix	5/4/22

ASSISTS

8	at San Antonio	5/7/06

STEALS

1	vs. Denver	5/9/09
1	at Utah	4/24/01
1	at Seattle	4/24/84

BLOCKS

0	Several times. Most recently:	
	at Phoenix	5/10/22

TURNOVERS

3	vs. Utah	4/18/22

FOULS

12	vs. Phoenix	5/26/06

OPPONENT PLAYER HIGHS

POINTS

48	Steve Nash, Phoenix	5/15/05

FIELD GOALS

20	Steve Nash, Phoenix (20-28)	5/15/05

FIELD GOAL ATTEMPTS

33	Kevin Durant, at Oklahoma City (7-33)	4/18/16

FIELD GOAL PERCENTAGE

1.000	Several times. Most made without a miss:	
9	Bob Hansen, at Utah	4/25/86

3-POINT FIELD GOALS

8	Klay Thompson, at Golden State (8-16)	5/26/22

3-POINT FIELD GOAL ATTEMPTS

16	Klay Thompson, at Golden State (8-16)	5/26/22

3-POINT FIELD GOAL PERCENTAGE

1.000	Most made without a miss:	
5	Michael Finley, at San Antonio	4/18/09
5	Mike Bibby, Sacramento	5/9/02

FREE THROWS

21	Dwyane Wade, at Miami (OT) (21-25)	6/18/06
18	Kevin Durant, Oklahoma City (18-19)	5/17/11

FREE THROW ATTEMPTS

25	Dwyane Wade, at Miami (OT) (21-25)	6/18/06
23	Tim Duncan, at San Antonio (17-23)	5/22/06

FREE THROW PERCENTAGE

1.000	Several times. Most made without a miss:	
13	James Harden, at Houston	4/21/15

OFFENSIVE REBOUNDS

11	Dwight Howard, Houston	4/24/15

DEFENSIVE REBOUNDS

19	Hakeem Olajuwon, Houston	4/30/88

REBOUNDS

26	Dwight Howard, Houston	4/24/15
26	Hakeem Olajuwon, Houston	4/30/88

ASSISTS

20	Magic Johnson, at L.A. Lakers	5/31/88

STEALS

6	Manu Ginobili, at San Antonio	5/4/14
6	Doug Christie, Sacramento (OT)	5/11/02

BLOCKS

7	Clemon Johnson, at Seattle	4/30/87
7	Mark Eaton, Utah	4/20/86

TURNOVERS

9	Kevin Durant, at Oklahoma City (OT)	5/23/11
9	Steve Nash, Phoenix	5/15/05

MINUTES

Game (2OT)	56	Peja Stojakovic, at Sacramento	5/10/03
Game (OT)	52	Quentin Richardson, Phoenix	5/20/05
Game (REG)	48	Shawn Marion, at Phoenix	5/18/05
	48	David Wesley, vs. Houston	5/2/05
	48	Bonzi Wells, at Portland	4/27/03

TEAM OPPONENT HIGHS

POINTS

7-Game Series			
	778	L.A. Clippers (106.0)	2021
6-Game Series			
	760	L.A. Clippers (126.7)	2020
5-Game Series			
	603	L.A. Lakers (120.6)	1984
4-Game Series			
	492	Portland (123.0)	1985
3-Game Series			
	329	Portland (109.7)	1990
Game	154	at L.A. Clippers^	8/25/20
1st Half	76	at L.A. Clippers^	8/25/20
2nd Half	78	at L.A. Clippers^	8/25/20
1st Quarter	42	Houston	4/24/15
2nd Quarter	45	L.A. Clippers^	8/21/20
3rd Quarter	40	at Utah	4/21/22
4th Quarter	43	at Golden State	5/20/22
	43	at L.A. Clippers^	8/25/20
Overtime	19	Phoenix (1st)	5/20/05

^Game played in Orlando

FIELD GOALS

57	Portland (57-102) (2OT)	4/18/85
53	at L.A. Clippers (53-84)^	8/25/20

^Game played in Orlando

FIELD GOAL ATTEMPTS

108	at Sacramento (2OT) (52-108)	5/10/03
107	Seattle (52-107)	4/23/87

FIELD GOAL PERCENTAGE

.645	at Phoenix (49-76)	5/4/22

3-POINT FIELD GOALS

22	at L.A. Clippers (22-35)^	8/25/20

^Game played in Orlando

3-POINT FIELD GOAL ATTEMPTS

49	at Minnesota (18-49)	5/22/24

3-POINT FIELD GOAL PERCENTAGE

1.000	at Utah (1-1)	4/23/86
	at L.A. Lakers (2-2)	4/28/84
	at Seattle (1-1)	4/19/84

FREE THROWS

40	at Utah (40-45)	4/24/01

FREE THROW ATTEMPTS

49	at Miami (32-49) (OT)	6/18/06
48	at San Antonio (31-48)	5/19/03

FREE THROW PERCENTAGE

1.000	Several times. Most recently:	
	at Golden State (16-16)	5/26/22

OFFENSIVE REBOUNDS

25	Seattle	4/23/87

DEFENSIVE REBOUNDS

44	Several times. Most recently:	
	at Golden State	5/18/22

REBOUNDS

68	Sacramento	4/26/04

ASSISTS

38	at L.A. Lakers	5/25/88

STEALS

15	at Miami	6/2/11
15	at Denver	5/3/09

BLOCKS

13	at L.A. Lakers	5/8/84

TURNOVERS

26	at Oklahoma City	5/23/11
26	Sacramento	4/24/04

FOULS

37	at Utah	4/24/01
37	at Portland	4/25/85

TEAM OPPONENT LOWS

POINTS

7-Game Series			
	683	Houston (97.6)	2005
6-Game Series			
	529	Portland (88.2)	2011
5-Game Series			
	448	Utah (89.6)	2001
4-Game Series			
	337	Memphis (84.2)	2006
3-Game Series			
	306	Minnesota (102.0)	2002
Game	67	San Antonio	4/23/09
1st Half	27	at Phoenix	5/15/22
2nd Half	30	at Memphis	4/29/06
1st Quarter	11	at Portland	4/23/11
2nd Quarter	10	at Phoenix	5/15/22
3rd Quarter	10	Sacramento	5/13/03
4th Quarter	10	at San Antonio	5/27/03
Overtime	4	at Oklahoma City (1st)	5/23/11

FIELD GOALS

25	San Antonio (25-78)	4/23/09

FIELD GOAL ATTEMPTS

61	Memphis (28-61)	4/26/06

FIELD GOAL PERCENTAGE

.321	San Antonio (25-78)	4/23/09

FREE THROWS

7	Miami (7-19)	6/8/06
7	Seattle (OT) (7-10)	4/26/84

FREE THROW ATTEMPTS

10	Oklahoma City (8-10)	5/15/24
10	Seattle (OT) (7-10)	4/26/84

FREE THROW PERCENTAGE

.368	Miami (7-19)	6/8/06

OFFENSIVE REBOUNDS

1	at Utah	4/21/22

DEFENSIVE REBOUNDS

20	Several times. Most recently:	
	Houston	5/7/05

REBOUNDS

28	at L.A. Lakers	5/25/88

ASSISTS

9	Golden State	4/25/07
9	at Memphis	5/1/06

STEALS

0	Phoenix	5/28/06

BLOCKS

0	Several times. Most recently:	
	vs. L.A. Clippers	5/1/24

TURNOVERS

5	at L.A. Clippers	5/22/21

FOULS

12	at L.A. Lakers	5/2/11

LARGEST MARGINS

BIGGEST WINS

Margin	Opponent	Score	Date	Site
40	Houston (Game 7)	116-76	5/7/05	Dallas
38	Boston (Game 4)	122-84	6/14/24	Dallas
36	L.A. Lakers (Game 4)	122-86	5/8/11	Dallas
33	Phoenix (Game 7)	123-90	5/15/22	Phoenix
30	L.A. Clippers (Game 5)	123-93	5/1/24	Los Angeles
30	Utah (Game 4)	107-77	5/1/01	Dallas
27	Phoenix (Game 6)	113-86	5/12/22	Dallas
26	Memphis (Game 4)	102-76	5/1/06	Memphis
25	Utah (Game 5)	102-77	4/25/22	Dallas
25	Sacramento (Game 3)	104-79	4/24/04	Dallas
22	San Antonio (Game 5)	103-81	4/27/10	Dallas
22	San Antonio (Game 2)	113-91	5/9/06	San Antonio
22	Sacramento (Game 2)	132-110	5/8/03	Dallas
22	Seattle (Game 1)	151-129	4/23/87	Dallas
21	Minnesota (Game 5)	124-103	5/30/24	Minneapolis
21	San Antonio (Game 2)	113-92	4/23/14	San Antonio
21	San Antonio (Game 3)	88-67	4/23/09	Dallas
21	Denver (Game 4)	124-103	5/15/88	Dallas
19	Sacramento (Game 5)	112-93	5/13/03	Dallas
16	Phoenix (Game 5)	117-101	6/1/06	Dallas

BIGGEST LOSSES

Margin	Opponent	Score	Date	Site
43	L.A. Clippers (Game 5)	111-154	8/25/20	Orlando (Away)
43	L.A. Lakers (Game 1)	91-134	4/28/84	Los Angeles
38	Oklahoma City (Game 1)	70-108	4/16/16	Oklahoma City
30	Phoenix (Game 5)	80-110	5/10/22	Phoenix
29	Oklahoma City (Game 3)	102-131	4/21/16	Dallas
26	Seattle (Game 4)	98-124	4/30/87	Seattle
25	Golden State (Game 1)	87-112	5/18/22	Golden State
25	L.A. Clippers (Game 4)	81-106	5/30/21	Dallas
25	Golden State (Game 6)	86-111	5/3/07	Golden State
25	Phoenix (Game 1)	102-127	5/9/05	Phoenix
24	New Orleans (Game 2)	103-127	4/22/08	New Orleans
24	Miami (Game 4)	74-98	6/15/06	Miami
23	San Antonio (Game 7)	96-119	5/4/14	San Antonio
22	Oklahoma City (Game 1)	95-117	5/7/24	Oklahoma City
22	Portland (Game 6)	103-125	5/2/03	Portland
22	L.A. Lakers (Game 2)	101-123	5/25/88	Los Angeles
21	San Antonio (Game 2)	84-105	4/20/09	San Antonio
20	Phoenix (Game 2)	109-129	5/4/22	Phoenix
20	Phoenix (Game 4)	86-106	5/30/06	Phoenix

MEDIA

MEDIA INFORMATION
BASKETBALL COMMUNICATIONS STAFF
CORPORATE COMMUNICATIONS STAFF
BROADCAST INFORMATION
MAVERICKS BROADCASTERS
2024-25 SCHEDULE

DALLAS MAVERICKS

MEDIA INFORMATION

Welcome to the 2024-25 Dallas Mavericks season. We appreciate your continued coverage of the Mavericks and your flexibility as we navigate this season together.

MEDIA CREDENTIALS
Three media credentials will be honored at American Airlines Center:
1) Mavericks season media passes; 2) Mavericks single-game passes (see note below); 3) NBA-issued season passes. Please note that no other credentials will be honored. For more information about media credentials, contact Kristen Deahl (kristen.deahl@dallasmavs.com).

MEDIA ACCESS AND SEATING
There will be media access on the event level this season. There is assigned media seating on press row and on the concourse level atop section 123, with most of the media seating located in the press box. The press box can be accessed with elevator 1. The seating chart for press row and section 123 will be displayed in both areas, while the press box is open seating. For more information about media access and seating, contact Alan Rakowski (alan.rakowski@dallasmavs.com).

SINGLE-GAME CREDENTIALS
The Mavericks will issue single-game credentials on a limited basis. Media will be notified via email when single-game credentialing opens.

WE ARE PAPERLESS
The Mavs are now paperless. Please use NBAOMG.com to access the Mavs media guide, player bios, game notes, postgame notes and quotes, and stats. You will need a login to access this site. If you do not have a login, please contact Tien Le (tien.le@dallasmavs.com) for assistance.

MEDIA AVAILABILITY
Mavericks media availability will go back to being in-person only for practices and gamedays. One-on-one interview requests will be considered on a case-by-case basis. Please submit any one-on-one interview requests to Victoria Martinez (victoria.martinez@dallasmavs.com).

PHOTOGRAPHERS
Photographers may shoot from designated platforms on the concourse level atop sections 102, 103, 114, 115 and 122. There will not be designated photographer spots by outlet. Select Tier 1 media will be given access to assigned baseline photo lanes.

LIVE SHOTS
We encourage live shots on game nights. Courtside live shots are permitted in addition to the aforementioned photo locations. The platinum level and south plaza are also open for live shots.

ASSISTANCE IN MEDIA SECTIONS
Gameday assistants will staff media sections should you need anything. Please feel free to utilize these individuals for help or contact a member of Mavs PR for assistance.

@MavsPR
Follow @MavsPR on Twitter for updates from our department.

We look forward to working with you. Please contact a member of Mavs PR with questions.

Victoria Martinez	Alan Rakowski	Kristen Deahl	Tien Le
Vice President	Director	Manager	Coordinator
469-613-9697	720.841.6283	214.232.5276	585.967.0896
victoria.martinez@dallasmavs.com	alan.rakowski@dallasmavs.com	kristen.deahl@dallasmavs.com	tien.le@dallasmavs.com

BROADCAST INFORMATION

MAVERICKS TELEVISION
The Dallas Mavericks agreed to a multi-year broadcast rights deal with TEGNA to bring all Mavericks games not exclusively televised nationally for free over-the-air viewing for 10 million people in Texas.

With over 60 years of broadcast experience combined, the beloved MavsTV crew includes Mark Followill, Mavericks legends Derek Harper and Devin Harris, Jeff “Skin” Wade, Dana Larson and Lesley McCaslin, led by producer Dave Keeney and director Clay Armstrong.

TEGNA station KMPX Dallas-Ft. Worth (Channel 29) will broadcast the games with 15-or-more games simulcast on WFAA Dallas-Ft. Worth (Channel 8).

MAVERICKS RADIO
The Mavericks home on the radio in the Metroplex is 97.1 The Eagle (KEGL). The Eagle will broadcast all Mavericks games.

Mavs legend and radio sportscaster Brad Davis announced his retirement from the radio broadcast this summer. As one of only four former Mavericks players with their jerseys retired, Davis has provided game commentary since 1997.

This season on The Eagle 97.1 FM, Chuck Cooperstein will call the play-by-play action with Brian Dameris providing radio analysis for all regular and postseason games this season.

Zona MX 99.1 FM will broadcast games in Spanish with play-by-play announcer Victor Villalba.

Victoria Martinez, Vice President of Basketball Communications

Victoria Martinez was named Vice President of Basketball Communications for the Dallas Mavericks on February 12, 2024, after spending 18 years in federal public service, where she most recently served in numerous leadership roles within the Federal Bureau of Investigation's Office of Congressional Affairs, Criminal Investigative Division, and Washington Field Office.
Prior to joining the FBI in 2011, Victoria began her career on Capitol Hill in Washington, DC working as a press secretary and district director, where she gained extensive experience in public policy, government affairs, and media relations, while also serving as the CReCER Conference Director for the World Bank in furtherance of it's economic development mission within Latin America.
A native Texan, Victoria was born in Garland, Texas and received a bachelor's degree in political science and international relations from Texas State University.

Alan Rakowski, Basketball Communications Director

Alan Rakowski begins his 15th season with the Mavericks and his fifth as basketball communications director. He came to Dallas after spending two seasons working in various capacities for the Denver Nuggets media relations department.

The graduate of Colorado State University earned a bachelor's degree in journalism with a minor in business administration. He spent his senior year at CSU working as a men's basketball student assistant in the athletic media relations department.

Rakowski has volunteered at several basketball-related events, including the NBA Summer League and the Mountain West Conference Basketball Championships.

Kristen Deahl, Basketball Communications Manager

Kristen Deahl begins her third season with the Mavericks and 14th in the NBA. She came to the Mavs after spending the previous seven seasons with the Chicago Bulls (2015-16 to 2021-22) and four before that with the Milwaukee Bucks (2011-12 to 2014-15).

Born and raised in Dallas, Deahl moved out of state to attend Colorado State University, where she graduated with a degree in technical journalism, concentration public relations. She held several internship positions for the CSU Rams, including at the university's public relations office, with the Colorado State Club Ice Hockey program, and with the university's Athletics Communications Department.

Deahl also has experience working in the NFL through the Hunt Sports Group (ownership for the Kansas City Chiefs) and a two-season internship with the Baltimore Ravens.

Tien Le, Basketball Communicators Coordinator

Tien Le begins his second season as the Mavericks as basketball communications coordinator. He joined Dallas after spending the 2023 MLS season with the Colorado Rapids communications department.

Prior to joining the Rapids, Le spent the 2022 NFL season as an intern for the Detroit Lions, where he aided the communications staff to their first PFWA's Pete Rozelle Award.

The Memphis native attended the University of Michigan, where he studied Communications and International Studies. While in Ann Abor, Le wrote for the Michigan Daily and UMHoops covering Michigan athletics.

In his free time, Le enjoys playing basketball as well as outdoor activities such as whitewater kayaking and rock climbing

Erin Finegold-White, Senior Vice President of Corporate Communications, Content & Events

Erin Finegold White is entering her 11th season with the Dallas Mavericks and fourth as senior vice president of corporate communications, content and events, where she is responsible for off-court publicity for the organization including business and sponsorship news, Mavs Entertainment, Mavs Foundation, community initiatives, in-arena and web content and innovation in technology.

She also leads the Mavs events department, producing large-scale events including the Mavs Ball, Tipoff Luncheon, Pre-Game Plaza Parties and season ticket member appreciation events. In 2018, her team launched the Mavs Influencer program, creating new MFFLs through social media.

Prior to her role at the Mavericks, Finegold led communications for Red Bull Media House in the mountain and south regions, promoting athletes, artists and events, including Red Bull Air Race, Flugtag, Cliff Diving and Sound Select. She has also held marketing and communications roles at AT&T Performing Arts Center, including its Grand Opening in 2009, and Slingshot, an independent advertising agency.

Finegold has a B.A. in mass communications from the University of Denver and is the founder of BvB Dallas, a powderpuff football game and fundraiser that has raised over $6 million for Alzheimer's research in North Texas. She and her husband, Justin, reside in Dallas with their two kiddos.

Collin Kim, Director of Corporate Communications

Collin Kim serves as the director of corporate communications. Her responsibilities include enhancing the storytelling of the Dallas Mavericks corporate office into the community, and local and national media.
Kim has led a wide-ranging career as a project manager and story producer, spanning multiple channels and industries, including retail commercial work, cable television and award-nominated films and documentaries. Before her time with the Mavericks, Kim pivoted her storytelling abilities to the ever-evolving world of marketing, managing internal projects for big brand email campaigns.
Kim has a B.S. in radio-television-film and a B.A. in English literature from the University of Texas, is an MFFL and an avid sports fan, both on and off the court/field.

Lauren Wyatt, Corporate Communications Manager

Lauren begins her first season with the Mavericks after a three-year stint on the business communications team for the Texas Rangers Baseball Club, where she primarily focused on growing media coverage for business and community-based projects.
Prior to her work in Arlington, Lauren gained experience working in communications for Fortune 250 telecommunications company, DISH Network, Major League Baseball's Washington Nationals, the Valero Alamo Bowl, University of Arizona Athletics, and Kevin Sullivan Communications.
Lauren graduated from the University of Arizona in May 2019 with a B.A. in Communication and minors in Sports Management and Information Science & eSociety. After growing up in states across the U.S., she adopted the Mavs as her hometown team upon moving to Texas in March 2021.

Mark Followill, Play-by-Play (MavsTV)

Mark Followill enters his 20th season as the television play-by-play voice of the Mavericks. Prior to his move to television, Followill served as the radio play-by-play voice of the Mavericks on ESPN 103.3 FM for four seasons.

Followill also completed his 11th season as television voice for the Metroplex's Major League Soccer franchise FC Dallas. In addition, Followill was a play-by-play announcer for FOX Sports coverage of the 2018 FIFA World Cup and broadcasts MLS and international soccer matches, and college football for FOX Sports. Followill was also a soccer play-by-play announcer for NBC's coverage of the 2016 and 2020 Olympic Games. Since 2020, Followill has been a play-by-play announcer for college football broadcasts on the Big Ten Network.

Followill came to the Mavericks after having worked for seven years at KTCK in Dallas and as the fill-in radio play-by-play announcer for Mavericks broadcasts for two seasons on their sister station KLIF. Followill also served as the play-by-play voice for SMU football in 1999 and 2000 on KTCK. Prior to working at KTCK, he worked at the Texas State News Network and KTOK-AM in Oklahoma City and University of North Texas campus radio station KNTU-FM.

Followill is a graduate of the University of North Texas.

Derek Harper, Analyst (MavsTV)

Derek Harper begins his 12th season as the Mavericks television analyst. Previously, Harper anchored Mavericks' pre- and post-game shows for the TXA-21.

Harper played 16 seasons in the NBA with the Mavericks, Knicks, Magic and Lakers and was originally selected by the Mavericks with their top pick (11th overall) in the 1983 NBA Draft. He led the Mavericks to the playoffs six times, including the franchise's first-ever trip to the Western Conference Finals in 1988.

To this day, Harper remains one of the most decorated Mavericks of all time and is still the franchise's leader in assists (5,111) and steals (1,551). Harper also ranks in the Top 10 in 13 other statistical categories, including points, field goals, 3-point field goals, free throws, minutes and games. He became the third Maverick to have his number retired on Jan. 7, 2018, when his No. 12 jersey was hung in the rafters at American Airlines Center.

Harper hails from Elberton, Georgia, and has four children, Darius, Danielle, Dana and Daria.

Devin Harris, Analyst (MavsTV)

Devin Harris begins his second season as a Mavericks television analyst, splitting games with fellow Mavs alum, Derek Harper.

Harris played 15 seasons in the NBA with Dallas, New Jersey, Utah, Atlanta and Denver with career averages of 10.8 points, 2.2 rebounds and 3.9 assists. He was originally selected by the Mavericks with their top pick (5th overall) in the 2004 NBA Draft after three seasons at Wisconsin. In his junior season at Wisconsin (2003-04), Harris averaged 19.5 points, 4.4 assists, and 4.3 rebounds, and he went on to win Big Ten Player of the Year, consensus second-team All-American, and Big Ten Tournament MOP.

He is one of three players to have had three stints with the franchise during their career (2004-05 through part of 2007-08, 2013-14 through part of 2017-18, 2018-19). During his time with the Mavericks, he went to the playoffs seven times, including the franchise's first-ever trip to the NBA Finals in 2006. He was an NBA All-Star in 2009.

Harris ranks in the top-10 in two all-time Mavericks statistics as he is ranked eighth in games played (608) and eighth in steals (559). Harris hails from Milwaukee, Wisconsin, and now resides in Dallas with his wife, Meghan, and their two children.

Jeff "Skin" Wade, Analyst (MavsTV)

Jeff "Skin" Wade is in his 16th full season as television analyst after joining the broadcast midway through the 2008-09 season. His quirky personality and unique in-game observations are a nice complement to the dynamic Followill-Harper duo.

Skin can be heard weekdays from 2-5 PM on 97.1 The Eagle as half of The Ben and Skin Show with Ben Rogers. Good friends since high school, Ben and Skin came up through the DFW media ranks due in large part to their Mavs Postgame duties for KTCK starting back in 2002-03.

Skin was born and raised in the Metroplex and holds a B.A. in radio/TV/flim from the University of North Texas. He and his wife, Tricia, live in Allen with their kids Maya and Desmond. He loves golf and beer and is a partner in RollerTown Beerworks in Celina, Texas. Follow him on social media @SkinWade.

Chuck Cooperstein, Play-By-Play (97.1 FM)

Chuck Cooperstein is in his 19th season as the radio play-by-play voice of the Dallas Mavericks on 97.1 The Eagle. Cooperstein has been a regular on the DFW sports scene since 1984, broadcasting on numerous radio stations.
Prior to joining the Mavericks, Cooperstein's extensive sports broadcasting background included play-by-play stints with TCU and the University of Texas football, as well as TCU, Texas A&M and SMU basketball. He has also broadcast college basketball, college football and NFL games nationally on Westwood One. Cooperstein received a Katie Award for his play-by-play expertise from the Dallas Press Club.
The Long Island native has a bachelor's degree in broadcasting from the University of Florida. He married his wife Karen, a PR/marketing and philanthropy consultant, in 2010. Together they are both engaged in philanthropy, serving as active supporters of the Mavs Foundation, Texas Scottish Rite Hospital for Children and Catholic Charities Dallas. They founded their own nonprofit, Coops' Kids Foundation, in 2017. Chuck has one son Jeffrey, who is a graduate of the University of North Texas.

Brian Dameris, Radio Analyst (97.1 FM)

Brian Dameris enters his second sesaon as radio analyst for 97.1 FM The Eagle for Mavericks road games.

Dameris is the former Director of Basketball Development for the Dallas Mavericks and is an Emmy nominated studio and game analyst for Mavs TV broadcasts on Bally Sports. As Director of Basketball Development with the Dallas Mavericks, he led the first analytics department in the NBA. He also ran the annual Global Games basketball tournament and was involved in the team's international development. For the past 10 years he has been co-host of KTCK The Ticket's Mavs Postgame Show and can also be heard weekly on his Mavs podcast "Take Dat Wit You" with Mark Followill. He is also a regular contributor at D Magazine.

Dameris started his career as the fifth employee at Broadcast.com in 1995. He spearheaded the company's Initial Public Offering in 1998, resulting in a then record-setting opening on Wall Street. He ran the Mergers & Acquisitions Group, buying three companies for a combined $250 million in nine months, then selling to Yahoo! for $5.8 billion in April of 1999.

Since then, Brian has worked with Mark Cuban on his portfolio of investments, including consulting with the companies Cuban invests in on his ABC show "Shark Tank."

He is a graduate of Baylor University and received his MBA from SMU.

Victor Villalba, Play-By-Play (99.1 FM)

Victor Villalba enters his 19th season as the Mavericks Spanish play-by-play announcer and can be heard locally on Zona MX 99.1 FM. During his tenure as the "Voz en Español," he was part of the excitement of reaching the NBA Finals in 2006 and 2011 (the magical season when the Mavericks won it all). As part of the broadcasting team, Villalba's presence has been felt on the English side, having appeared on a number of television features and was called upon last season to work radio broadcasts alongside Mavericks great Brad Davis.

Villalba is a graduate from Texas Tech University with a bachelor's in finance. He also earned an MBA from the prestigious Monterrey Tec. His career began as a stockbroker and financial consultant, resulting in the appointment as corporate treasurer for a Mexican-Japanese joint venture headquartered in Monterrey, Mexico. It was at that point that a change of course brought his sights to the DFW Metroplex to begin a journey in the exciting world of sports broadcasting.

Villalba's first opportunity at the mic was with the Dallas Cowboys, including both television and radio offerings, a task that continues, making the fall months quite interesting when the Mavericks season begins in earnest each fall. At one time, Villalba even added baseball to the mix when calling a number of Texas Rangers games for television, alongside former Ranger and Chicago Cubs pitcher Jose Guzman.

During the years, Villalba has been an enthusiastic speaker at local schools through his participation in the Mavericks Speakers Bureau and has lectured at the University of North Texas and the Monterrey Tec on the subject of sports marketing.

OCTOBER

DATE	OPPONENT	TIME	TV
THURSDAY, OCTOBER 24	vs SPURS	06:30pm	--
SATURDAY, OCTOBER 26	@ PHOENIX	09:00pm	--
MONDAY, OCTOBER 28	vs JAZZ	07:30pm	--
TUESDAY, OCTOBER 29	@ MINNESOTA	06:30pm	--
THURSDAY, OCTOBER 31	vs ROCKETS	07:30pm	--

NOVEMBER

DATE	OPPONENT	TIME	TV
SUNDAY, NOVEMBER 3	vs MAGIC	06:30pm	--
MONDAY, NOVEMBER 4	vs PACERS	08:45pm	--
WEDNESDAY, NOVEMBER 6	vs BULLS	07:30pm	--
FRIDAY, NOVEMBER 8	vs SUNS	06:30pm	ESPN
SUNDAY, NOVEMBER 10	@ DENVER	07:00pm	--
TUESDAY, NOVEMBER 12	@ GOLDEN STATE	09:00pm	--
THURSDAY, NOVEMBER 14	@ UTAH	08:00pm	--
SATURDAY, NOVEMBER 16	vs SPURS	07:30pm	--
SUNDAY, NOVEMBER 17	@ OKLAHOMA CITY	06:00pm	--
TUESDAY, NOVEMBER 19	vs PELICANS	07:30pm	--
FRIDAY, NOVEMBER 22	@ DENVER	09:00pm	--
SUNDAY, NOVEMBER 24	@ MIAMI	05:00pm	--
MONDAY, NOVEMBER 25	@ ATLANTA	06:30pm	--
WEDNESDAY, NOVEMBER 27	vs KNICKS	06:30pm	--
SATURDAY, NOVEMBER 30	@ UTAH	08:30pm	--

DECEMBER

DATE	OPPONENT	TIME	TV
SUNDAY, DECEMBER 1	@ PORTLAND	08:00pm	--
TUESDAY, DECEMBER 3	vs GRIZZLIES	07:30pm	--
THURSDAY, DECEMBER 5	@ WASHINGTON	06:00pm	--
SATURDAY, DECEMBER 7	@ TORONTO	06:30pm	--
THURSDAY, DECEMBER 19	vs CLIPPERS	07:30pm	--
SATURDAY, DECEMBER 21	vs CLIPPERS	07:30pm	--
MONDAY, DECEMBER 23	vs TRAIL BLAZERS	07:30pm	--
WEDNESDAY, DECEMBER 25	vs TIMBERWOLVES	01:30pm	--
FRIDAY, DECEMBER 27	@ PHOENIX	08:00pm	--
SATURDAY, DECEMBER 28	@ PORTLAND	09:00pm	--
MONDAY, DECEMBER 30	@ SACRAMENTO	09:00pm	--

JANUARY

DATE	OPPONENT	TIME	TV
WEDNESDAY, JANUARY 1	@ HOUSTON	07:00pm	--
FRIDAY, JANUARY 3	vs CAVALIERS	07:30pm	--
MONDAY, JANUARY 6	@ MEMPHIS	07:00pm	--
TUESDAY, JANUARY 7	vs LAKERS	06:30pm	--
THURSDAY, JANUARY 9	vs TRAIL BLAZERS	07:30pm	--
SUNDAY, JANUARY 12	vs NUGGETS	02:00pm	--
TUESDAY, JANUARY 14	vs NUGGETS	08:30pm	--
WEDNESDAY, JANUARY 15	@ NEW ORLEANS	07:00pm	--
FRIDAY, JANUARY 17	vs THUNDER	07:30pm	--
MONDAY, JANUARY 20	@ CHARLOTTE	11:00am	--
WEDNESDAY, JANUARY 22	vs TIMBERWOLVES	06:30pm	--

THURSDAY, JANUARY 23	@ OKLAHOMA CITY	07:00pm	--
SATURDAY, JANUARY 25	vs CELTICS	04:30pm	--
MONDAY, JANUARY 27	vs WIZARDS	07:30pm	--
WEDNESDAY, JANUARY 29	@ NEW ORLEANS	07:00pm	--
FRIDAY, JANUARY 31	@ DETROIT	06:00pm	--

FEBRUARY

DATE	OPPONENT	TIME	TV
SUNDAY, FEBRUARY 2	@ CLEVELAND	02:30pm	--
TUESDAY, FEBRUARY 4	@ PHILADELPHIA	06:30pm	--
THURSDAY, FEBRUARY 6	@ BOSTON	06:30pm	--
SATURDAY, FEBRUARY 8	vs ROCKETS	02:00pm	--
MONDAY, FEBRUARY 10	vs KINGS	07:30pm	--
WEDNESDAY, FEBRUARY 12	vs WARRIORS	08:30pm	--
THURSDAY, FEBRUARY 13	vs HEAT	07:30pm	--
FRIDAY, FEBRUARY 21	vs PELICANS	08:30pm	--
SUNDAY, FEBRUARY 23	@ GOLDEN STATE	02:30pm	--
TUESDAY, FEBRUARY 25	@ LA LAKERS	09:00pm	--
THURSDAY, FEBRUARY 27	vs HORNETS	07:30pm	--

MARCH

DATE	OPPONENT	TIME	TV
SATURDAY, MARCH 1	vs BUCKS	07:30pm	--
MONDAY, MARCH 3	vs KINGS	07:30pm	--
WEDNESDAY, MARCH 5	@ MILWAUKEE	08:30pm	--
FRIDAY, MARCH 7	vs GRIZZLIES	06:30pm	--
SUNDAY, MARCH 9	vs SUNS	02:30pm	ABC
MONDAY, MARCH 10	@ SAN ANTONIO	07:30pm	--
WEDNESDAY, MARCH 12	@ SAN ANTONIO	07:00pm	--
FRIDAY, MARCH 14	@ HOUSTON	07:00pm	--
SUNDAY, MARCH 16	vs 76ERS	12:00pm	--
WEDNESDAY, MARCH 19	@ INDIANA	06:00pm	--
FRIDAY, MARCH 21	vs PISTONS	07:30pm	--
MONDAY, MARCH 24	@ BROOKLYN	06:30pm	--
TUESDAY, MARCH 25	@ NEW YORK	06:30pm	--
THURSDAY, MARCH 27	@ ORLANDO	06:00pm	--
SATURDAY, MARCH 29	@ CHICAGO	07:00pm	--
MONDAY, MARCH 31	vs NETS	07:30pm	--

APRIL

DATE	OPPONENT	TIME	TV
WEDNESDAY, APRIL 2	vs HAWKS	07:30pm	--
FRIDAY, APRIL 4	@ LA CLIPPERS	09:30pm	--
SATURDAY, APRIL 5	@ LA CLIPPERS	09:30pm	--
WEDNESDAY, APRIL 9	vs LAKERS	06:30pm	--
FRIDAY, APRIL 11	vs RAPTORS	07:30pm	--
SUNDAY, APRIL 13	@ MEMPHIS	02:30pm	--

REVIEW

2023-24 REVIEW
SEASON STATISTICS
SEASON RESULTS
TEAM BREAKDOWN & PLAYER HIGHS
GAME-BY-GAME
SUPERLATIVES
MISCELLANEOUS
QUARTER-BY-QUARTER
STANDINGS
HEAD-TO-HEAD WINS
INDIVIDUAL RECORDS & LEADERS
TEAM RANKINGS

DALLAS MAVERICKS

MAVERICKS GAME NOTES

Statistical research assistance provided by the Elias Sports Bureau, STATS LLC, Basketball-Reference.com, NBA.com/Stats, ESPN

50-WIN EXPERIENCE

50-32

The **Dallas Mavericks** qualified for the playoffs for the fourth time in the last five seasons and the 25th overall playoff appearance in the franchise's 44-year history.

The Mavericks have secured a playoff spot for the 19th time in the last 24 years. Only Boston (20) and San Antonio (19) have as many appearances in that span of time (since 2000-01). To garner a playoff spot, the team recorded their 50th win (at MIA, 4/10/24), marking the 16th 50-win season in franchise history and Dallas' second under Head Coach Jason Kidd (52-20, 2021-22). Prior to Jason Kidd's tenure, the Mavericks did not reach 50 wins in a season since six years prior in 2014-15.

The Mavericks won 16 of their last 20 games, going 16-2 (3/7/24-4/10/24) prior to the final two games of the season in which several starters were unavailable. The 16-2 stretch marked the Mavericks' best 18-game span since the 2010-11 season when the team won the NBA Championship.

During that stretch of games, the Mavericks went on several win streaks, going 4-0, 7-0 and 5-0 to capture the No. 5 seed in the Western Conference and will face the Los Angeles Clippers (51-31) in the first round. The team faces the Clippers in the postseason for the third time in the past five years, with the Clippers having the 2-0 series advantage aginst Dallas in that span of time.

A SCORCHING START

In addition to the blistering end-of-the-season run the **Dallas Mavericks** had to secure a playoff spot, the team also began the year with one of the best starts in franchise history. The team began the season with a 4-0 record, marking the first time since 2004-05 that Dallas won the first four games of a season, and went on to record a 8-2 start through the first 10 games of the season.

Game One: On Oct. 25, 2023, Dallas faced the San Antonio Spurs in the season opener for the sixth time in franchise history. With a 126-119 victory, the Mavericks garnered their first season-opening win since 2019 (vs. Washington; 10/23/19). In the win, Luka Dončić recorded a game-high 33-point triple-double, posting 33 points (13-25 FG, 3-11 3FG, 4-7 FT), 13 rebounds, 10 assists and two steals for his 57th career triple-double and the first triple-double in a season-opener in Mavericks history. Dončić joins Oscar Robertson (10/21/1961; 10/15/1966) and Giannis Antetokoumpo (10/24/2019) as just the third player in NBA history to record a 30-point triple-double in a season opener.

In his rookie debut (vs. SAS, 10/25/23), center Dereck Lively II posted 16 points (7-8 FG, 2-3 FT), 10 rebounds, one steal and one block for his first career double-double. His 16 points off of the bench is the most by a Mavericks rookie in their debut, beating the previous record of 11 points (Dale Ellis, 1983; Kevin Ollie, 1997; Jonathan Gibson, 2016). His double-double marked the 19th double-double by any NBA rookie coming off the bench in their first game. Lively's 16 points and 10 rebounds marked just the second time a player has recorded 15-or-more points and 10-or-more rebounds while shooting 85-percent-or-better in their NBA debut. Lively's double-double against the Spurs in the season opener (16 points, 10 rebounds) also marked the first by a Mavericks rookie coming off of the bench in their debut.

Game Two: In the home opener against the Brooklyn Nets, the Mavericks beat the Nets 125-120 in wake of Dončić's 49 points, 10 rebounds and seven assists. Of his 49 points, he recorded 27 of them from 9-of-14 shooting from behind the arc, setting a career-high for 3-pointers made in a game in his career. He made four 3-pointers in a row in the fourth quarter, with the last of the four being a contested hook-shot 3-pointer that rang in off the backboard to secure the win. Dončić's 49 points, 10 rebounds and seven assists mark his 14th game with 40-plus points, 10-plus rebounds and seven-plus assists, tying Kareem Abdul-Jabbar for seventh all-time in NBA history for most games with that stat line (Oscar Robertson, 28; Elgin Baylor, Russell Westbrook, 24; James Harden, 22; Wilt Chamberlain, 19; Lebron James, 18; Elgin Baylor, 17; Kareen Abdul-Jabbar, 14, per Elias).

Game Three: Against Memphis (10/30/23), the third game of the season, the Mavericks went 15-of-26 (.578 3FG%) from behind the arc in the first half, tying a franchise record for most 3-pointers made by the team in a half. In the game, Dončić recorded 35 points, 12 rebounds and 12 assists, becoming the first player in NBA history to outright lead his respective team in points, rebounds and assists through the first three games of the season. He also joined Russell Westbrook (2016-17) and Oscar Robertson (1961-62) as the only two players in NBA history to have recorded at least two 30-point triple-doubles in a team's first three games of a season.

Game Four: With a win over Chicago (11/1/23), the Mavericks reached a 4-0 start to the season. The only better start the Mavericks have had in franchise history was in 2002-03 when the team went 14-0 in their first 14 games.

DEADLINE DEALER

On June 28, 2021, General Manager **Nico Harrison** joined the Mavericks. Harrison joined the Mavericks after spending 19 years at Nike, where he most recently held the title of Vice President of North America Basketball Operations.

Harrison re-tooled the roster in his first season, as the Mavericks entered the season with eight players (out of 17, including two-way's) on the roster who were not with the team at the end of last year's playoff run. Harrison made a deadline deal to acquire Spencer Dinwiddie and Dāvis Bertāns in exchange for Kristaps Porzingis in the most notable move of his tenure. He also signed Reggie Bullock, Sterling Brown and Frank Ntilikina in the offseason, an added Marquese Chriss, Theo Pinson and Moses Wright to the roster by the end of the year after navigating through a season where 27 different players played minutes for the Mavericks.

Last season, at the deadline, Harrison traded for Kyrie Irving and Markieff Morris in exchange for Dorian Finney-Smith, Spencer Dinwiddie, a 2029 first-round pick and two second-round picks. Before the season started, Harrison drafted Jaden Hardy in the 2022 NBA Draft, the sole draft pick by the team that draft. He signed Kemba Walker, JaVale McGee and Justin Holiday to contracts through preseason and in the regular season, making moves to bolster the roster.

WASHINGTON AND GAFFORD

P.J. Washington Jr. was acquired by the Dallas Mavericks from the Charlotte Hornets on February 8, 2024 at the NBA trade deadline alongside two second-round picks for Grant Williams, Seth Curry and a 2028 top-2 protected first-round pick.

Washington Jr., who played high school basketball at Lone Star High School in Frisco, Texas, returns to Dallas after averaging 13.6 points, 5.3 rebounds and 2.2 assists through 44 games with the Hornets this season. He leaves Charlotte with the franchise's fifth-most 3-pointers (536) and fifth-most blocks in Hornets history (295).

Daniel Gafford was acquired by the Dallas Mavericks from the Washington Wizards on February 8, 2023 at the NBA trade deadline in exchange for Richaun Holmes and a 2024 first-round pick via the Oklahoma City Thunder.

Gafford comes to the Mavericks after averaging 10.9 points, 8.0 rebounds, 1.5 assists, 1.0 steals and 2.2 blocks with the Wizards through 45 games (45 starts) this season. At the time of the trade, Gafford is one of three players in the NBA this season to average at least one steal and two blocks per game (Victor Wembanyama, Anthony Davis). He had the seventh-highest blocks per game average (2.2) in the NBA this season.

THE DEADLINE DIFFERENCE

POINTS PER GAME POST-TRADE DEADLINE

RANK	TEAMS	PPG
1	INDIANA	121.5
2	LOS ANGELES	121.2
3	BOSTON	120.9
4	OKC	119.0
5	**DALLAS**	**117.2**
6	GOLDEN STATE	116.1
7	HOUSTON	115.3
8	DENVER	115.0
9	PHOENIX	114.5
10	SACRAMENTO	113.7
11	CHICAGO	113.7
12	ATLANTA	113.0
13	MINNESOTA	112.7
14	WASHINGTON	112.5

The **Dallas Mavericks** averaged 117.2 points after the trade deadline on Feb. 8 that saw the Mavericks acquire P.J. Washington Jr. and Daniel Gafford, which ranked for the fifth-best offense after the NBA trade deadline.

The team played 31 games (including Feb. 8 at NYK) after the trade deadline concluded at 3 p.m. ET on Feb. 8, going 22-9 over the final stetch of the season. Since Gafford was inserted into the starting lineup, the Mavericks went 21-3 to close out the season.

During the final stretch of games prior to the last two games, the Mavericks have only allowed 105.9 points per game, which is ranked seventh-fewest points allowed in the NBA since March 7. On the flip side, the Mavericks have notched 118.2 points a game in this recent stretch of games, which is the fifth-highest points per game of any team in the league during this time. The Mavericks, Celtics and Nuggets are the only team that are top 10 in fewest points allowed and most points scored since March 7.

Prior to the trade deadline, the Mavericks only won two games in which the team made 12-or-fewer 3-pointers in a game. After the deadline, the Mavericks won eight of such games, going 8-4 in such instances.

AT THE BUZZER

Kyrie Irving hit a left-handed driving hook shot from 21 feet away from the basket to beat the Denver Nuggets, 107-105 (3/17/24). The shot came moments after Luka Dončić tied the game with a 30-foot 3-point make with 25 seconds left in the game.

Irving's shot was just his second career game-winning buzzer beater, the first being against Toronto (12/16/22). The shot came exactly a year from the day Maxi Kleber converted a 3-pointer to beat the Los Angeles Lakers, 111-110 (3/17/23), in a shot that was assisted by Irving. Within the last six years, there have only been three other game-winning buzzer beater in franchise history, including Kleber's 3-pointer over the Lakers. The other two are Dončić's 3-pointer against Boston to beat the Celtics 107-104 (11/6/21), and against the Grizzlies (4/14/21) after Grayson Allen missed two free throws to keep the scoreline within two points, and Dončić converted a 3-point floater to win the game.

Within the last 10 years, there have only been two other game-winning buzzer beaters against a defending champion, Saddiq Bey's shot against the Warriors (1/4/23) and Dwyane Wade's make against the Warriors (2/27/19). Irving's game-winning buzzer beater is the only game-winning buzzer beater over a defending champion in franchise history as far back as data can track (1997-98).

X MARKS THE SPOT

With the Mavericks' game against the Sacramento Kings (3/29/24) tied 103-103 with 28.1 seconds left in the game, **Danté Exum** hit the game hit a critical go-ahead 3-pointer to take the lead against the Kings, 106-103.

Dallas would go on to win the game 107-103 after Luka Dončić missed the first of this two free throws but nailed his second to make it a two-possession game with less than four seconds in the game.

With his go-ahead 3-pointer against the Kings, Exum recorded the first go-ahead or game-tying field goal of his career. Later in the season, he notched his second of such shot after tying the game with a buzzer-beating 3-pointer vs. HOU (3/31/24), 129-129. The Mavericks went on to win the game 147-136, the team's seventh game this season with at least 140 points.



CLUTCH-TIME MAVERICKS

The Dallas Mavericks ended the season having been in 32 clutch situations this season. A "clutch" game in the NBA is defined by a game that is within a score margin of five points within the last five minutes. Within such instances, the Mavericks have a 23-9 record in clutch games, the second-best record in such situations in the league behind just the Los Angeles Lakers (24-9). The team has the fifth-best shooting percentage in clutch moments (47.5 FG%), the fourth-best 3-point shooting percentage in clutch moments (36.8 3FG%) and the third-best free throw shooting percentage in the clutch (85.5).

WIN PERCENTAGE IN THE CLUTCH, 2023-24

TEAMS	WIN%
LOS ANGELES LAKERS	72.7
DALLAS MAVERICKS	**71.9**
DENVER NUGGETS	65.0
BOSTON CELTICS	63.6
OKLAHOMA CITY THUNDER	63.2
CHICAGO BULLS	61.4

FIELD GOAL PERCENTAGE IN THE CLUTCH, 2023-24

TEAMS	FG%
DENVER NUGGETS	53.0
OKLAHOMA CITY THUNDER	52.5
CHICAGO BULLS	48.4
INDIANA PACERS	48.3
DALLAS MAVERICKS	**47.5**
CHARLOTTE HORNETS	47.2

FREE THROW PERCENTAGE IN THE CLUTCH, 2023-24

TEAMS	3FG%
MEMPHIS GRIZZLIES	87.6
LOS ANGELES CLIPPERS	87.4
DALLAS MAVERICKS	**85.5**
PHOENIX SUNS	84.7
PHILADELPHIA 76ERS	84.7
DETROIT PISTONS	84.2

DALLAS KAI-LIGHTS

On February 6, 2023, G **Kyrie Irving** was traded to the Mavericks from the Brooklyn Nets in exchange for Dorian Finney-Smith, Spencer Dinwiddie, a 2029 first-round pick and a 2027 second-round pick and a 2029 second round pick.

The addition of Irving added a different facet to the Mavericks. Last season, Irving led the league in fourth quarter scoring, totaling 551 fourth-quarter points and averaged 9.3 points in the final frame. This season in 2023-24, Irving is seventh in the league with a 7.3 average in the fourth quarter.

Against Houston (4/7/24), Irving recorded a Mavericks-high 48 points (15-25 FG, 3-8 3FG, 15-17 FT), seven rebounds and two assists. Of his 48 points, he notched a season-high 19 points in the fourth quarter, the most points scored in the fourth quarter by a Mavericks player this season, while spearheading the way for the Mavericks to record their tied-seventh-largest comeback in franchise history.

In January, Irving recorded 44 points (15-26 FG, 6-10 3FG, 8-9 FT), four rebounds, 10 assists and two steals against the New York Knicks (1/11/24) in a game where Dončić was absent.

His 44-point outing against the Knicks marked his second-most points recorded in a game as a Mavericks player. His previous high was 41 points at ATL (4/2/23), a number he has since surpassed three times with his 44 vs. NYC (1/11/24), 42 points vs. NOP (1/15/24) and 48 vs. HOU (4/7/24). His 44 and 42 points marked the first time he has recorded 40 points twice in a span of three games as a Maverick.

Irving's 44-point, 10-assist efforts against the Knicks (1/11/24) made him the second player in Mavericks history to record at least 40 points and 10 assists in a game (Luka Dončić). Although Dončić has done so many times, Irving is the only other player to do so with points and assists, and the ninth player in franchise history to record a 40-point double-double overall.

ONE OF A KAI-ND

After recording 42 points vs. NOP (1/15/24), **Irving** notched a five-game streak of recording 30-or-more points, tied for the second-longest streak of 30-plus-point games in his career (6-game streak, 1/19/23-1/28/23; 5-game streak, 3/14/19-3/23/19). He is one of seven players this season to record at least a five-game streak of 30-plus points (Joel Embiid, Luka Dončić, Trae Young, Kevin Durant, Shai Gilgeous-Alexander, Giannis Antetokounmpo). Including Irving, only three players in Mavericks history has had at least five consecutive games with 30-or-more points, one of which was Luka Dončić who extended a franchise-record with 11 consecutive games of 30-plus points (Mark Aguirre).

In the three-game span from Jan. 11, 2024 to Jan. 15, 2024, Irving totaled 119 points, tying his third-most points across any three-game span in his career (119, 1/25/20-1/31/20; 125, 3/10/22-3/23/22; 132, 3/8/23-3/15/22). At the start of the new year, Irving recorded nine rebounds at UTA (1/1/24), nine vs. POR (1/3/24) and nine vs. POR (1/5/24), marking the first time in his career he has recorded at least three consecutive games with nine-or-more rebounds. In addition to the eight rebounds he recorded vs. MIN (1/7/24) and eight vs. MEM (1/9/24), Irving recorded eight-plus rebounds in at least five consecutive games for the first time in his career.

Since joining the Mavericks in Feb. 2023 last season, Irving averaged 26.0 points through 78 games played, adding 5.0 rebounds and 5.4 assists. In games he has appeared in, the Mavericks are 47-31. However, for stretches in January this season and four games last season, Irving was without Dončić for 11 games. In games without Dončić, Irving averaged 30.0 points, 5.4 rebounds and 6.6 assist, and the Mavericks went 7-4 in such games.

After playing against the reigning champions Denver Nuggets on March 17, Irving appeared in his 18th consecutive game, the longest streak of games he has appeared in since 2016. He ended his streak of games played at 31 after missing the penultimate game of the season vs. DET (4/12/24). Irving ended the season .003 field goal percentage away from his second career 50-40-90 season after he shot .497 FG%, .411 3FG, .905 FT%.

WORLD'S FINEST

Luka Dončić and **Kyrie Irving** became just the third duo in NBA history to end the season recording at least 25 points, five rebounds and five assists each. Dončić finished the season winning the first scoring title in Mavericks history with 33.9 points per game, while adding 9.2 rebounds and 9.8 assists per game. Irving averaged 25.6 points, 5.0 rebounds and 5.2 assists. The only other duos who have done so in the same season are Stephen Curry and Kevin Durant (2018, 2019) and James Harden and Russell Westbrook (2020).

The duo is the only pair in franchise history to record at least 25 points per game in the same season, having done so twice (2022-23; 2023-24). The only pairs of teammates to average at least 20 points in the season are (Mark Aguirre, Rolando Blackman; Mark Aguirre, Adrian Dantley; Jim Jackson, Jamal Mashburn; Michael Finley, Dirk Nowitzki; Luka Dončić and Kristaps Porziņģis).

At MIL (11/18/23), Irving and Dončić had 16 and 15 field goal makes, respectively, marking the second time in team history that two players have had 15-or-more field goal makes in the same game for the Mavericks (Mark Aguirre, Rolando Blackman, 1983-84). In the last five years, only five pairs of teammates in the NBA have had at least 15 field goals in the same game.

With Irving's highest-scoring game as a Maverick vs. HOU (4/7/24) (48 points) and Dončić's near 35-point triple-double that game (37-9-12), the duo combined for at least 35 points in the same for the fourth time as Mavericks, surpassing the duo of Mark Aguirre and Rolando Blackman for the most-35-points-in-the-same-game instances.

Last season, the pair recorded 40 points vs. PHI (3/2/23), marking the first time in franchise history that Dallas had two 40-point scorers in the same game. It marked just the third time in NBA history that two teammates have recorded at least 40 points and five assists in the same game in a non-overtime game in either the regular season or playoffs. Irving in 2016 had such an instance with LeBron James after the pair both had 41 points and six and seven assists, respectively (vs. GSW, 6/13/16).

THREAT FROM DEEP

The **Dallas Mavericks** finished third in the league this season in 3-pointers made with 1,197, shooting 1,197-for-3,242 for a .369 clip from behind the arc. The team's 1,197 3-pointers total for the season ranked for the second-most 3-pointers in a single season in franchise history (1,246, 2022-23).

The Mavericks are the second team in NBA history to record 15-or-more threes in a game for the first five games of the season, tied with the 2019-20 New Orleans Pelicans who also did so for the first five games of the season. After failing to make 15 3-pointers against the Charlotte Hornets (14, 11/5/23), the Mavericks have recorded 15-or-more threes in their following four games to make them the first team in NBA history to record 15-or-more 3-pointers in nine of a team's first 10 games.

The Mavericks had two players shoot over 40.0% from behind the arc (min. 100 3FGA): Dante Exum and Kyrie Irving. Exum ranked second in the league in 3FG% after shooting .491 from deep (min. 100 3FGA), only behind OKC's Aaron Wiggins (.492 3FG%). Of players who attempted more than 400 3-pointers this season, Irving ranked 10th overall with a .411 3-point percentage (.461, Grayson Allen; .442, Mike Conley; .429, CJ McCollum; .424, Sam Hauser; .415, D'Angelo Russell; .414, Naz Reid; .413, Malik Beasley, .413, Paul George; .413, Kevin Durant).

With Dončić (284), Hardaway Jr. (211) and Irving (173), the Mavericks saw three players record at least 170 3-pointers in the same season for the first time in franchise history, and the second time in franchise history that the team had three players record at least 150 3-pointers in the same season (2022-23, Dončić, Hardaway Jr., Reggie Bullock). They are one of three teams this season to have at least three players with at least 170 3-pointers this season (Atlanta; Boston).

GAFF DOES NOT MISS

Daniel Gafford led the league in field goal percentage this season after making 348-of-480 from the field for a .725 field goal percentage and recorded the second-highest field goal percentage in franchise history (min. 400 FGA) (.726 FG%, Wilt Chamberlain, 1972-73).

With the Mavericks, Gafford went 145-of-186 from the field for a .780 shooting percentage post-trade deadline. He and Dereck Lively II became the first pair of teammates to record a .725 field goal percentage in the same season in NBA history (min. 200 FGA), and Gafford becomes the second player in NBA history to record at least a .725 FG% (min. 200 FGA) in multiple seasons (.732, 2022-23) (Mitchel Robinson).

Gafford and Rudy Gobert are the only players to have at least .693 field goal percentage through a season (min. 400 FGA) multiple times. Since joining the league in 2019-20, only Robert Williams (.731) has a higher field goal percentage than Gafford (.731), although the former has attempted 735 less shots.

Since 2020-21, only Gafford, Gobert, Jakob Poeltl, Clint Capela, Jarrett Allen and Myles Turner have had four seasons with at least 75 blocks. This season, Gafford has 153 blocks, the most blocks in a season in his career (prev. 99 blocks, 2022-23, 2021-22). He has the seventh-most blocks in the league this season and becomes just the second Maverick to have 150-or-more blocks in a season (Shawn Bradley).

Gafford set a new record in the play-by-play era (1996-97) for most consecutive field goal makes in a row without a miss after hitting 33 straight field goals, two away from tying Wilt Chamberlain's record (35) for most consecutive field goal makes. His 33 straight field goal makes is the second-longest in NBA history. Going 9-of-9 from the field vs. CHI, his former team, Gafford recorded the most consecutive field goal makes in a game since the play-by-play era (since 1996-97), surpassing Derrick Favors' 22 straight makes in 2019-20 by finishing the game with 28 straight makes (7-7 FG vs. IND, 3/5/24; 5-5 vs. MIA, 3/7/24; 7-7 at DET, 3/9/24; 9-9 at CHI, 3/11/24) before later extending the total to 33.

Later in the season, Gafford set the second-longest consecutive field goal make streak in the play-by-play era (1996-97) after going 12-of-12 from the field at CHA (4/9/24), which marked a franchise record for most field goals made in a game without a miss in franchise history (previous: Brandan Wright, 10-10, at LAL 4/4/14). He had a 23 consecutive field goal make streak that ended with his second shot against DET (4/12/24) missing, becoming the second-longest in the play-by-play era (His 33 streak). He is the only player in the play-by-play era to have multiple streaks of at least 20 FGM.

He is one of six players in NBA history to record back-to-back games with at least 15 points on 100-percent shooting (DeAndre Jordan; Boris Diaw; Tyrone Hill; Foots Walker; Wilt Chamberlain), and the first player to do it since DeAndre Jordan in 2016 after going 9-of-9 at CHI (3/11/24) and 7-of-7 at DET (3/9/24).

In his first game as a Maverick (vs. OKC, 2/10/24), Gafford recorded 19 points and nine rebounds, the second-most points coming off the bench in a Mavericks debut (25, Christian Wood, 10/19/22). In his second game with Dallas (vs. WAS, 2/12/24), Gafford recorded 16 points, 17 rebounds, two assists, two steals and five blocks for his third career 15-15 game. His five blocks and two steals made him the first Maverick in the last five years to have at least five blocks and two steals. His 14 rebounds in the first half is a career-high and is the most by a Maverick in a half since 2018 (14 vs. LAC, 12/2/18, DeAndre Jordan).

LOOKING LIVELY, ROOK

Dereck Lively II led all rookies in field goal percentage (min. 200 FGA), and third amongst all rookies in rebounds per game and blocks per game. His 77 blocks on the season is the third-most in franchise history by a rookie (81, Sean Rooks; 79, Roy Tarpley), and he recorded 77 blocks with 20 less games played than Roy Tarpley and 17 games less than Sean Rooks.

Lively ended the season with the highest field goal percentage by any rookie in NBA history (min. 40 games played) after shooting .747 from the field in his first year. He had a streak of nine games with a block to start his NBA career (10/25-11/12/23), becoming the only Mavericks rookie to accomplish that feat. He is one of 20 players in NBA history to have a block in the first nine games of their career since 1970-71.

With two instances of 20-plus points on .910 field goal percentage in the same season, Lively became just the fifth rookie in NBA history to have multiple of such occasions in a season. He also recorded 20 points (9-9 FG) and a career-high 16 rebounds and seven blocks vs. OKC (12/2/23), becoming the first rookie in NBA history within the shot-clock era to record a 10-15 game on perfect shooting from the field.

RECORD-BREAKING SEASON

• Became the **first player in NBA history** to average at least 33.0 points (33.9), 9.0 rebounds (9.2) and 9.0 assists (9.8) in a season.
• **Led the league** in points per game (33.9) and total points (2,370) – both Mavs franchise records.
• Posted a NBA-high **16 30-point triple-doubles,** the 5th-most in a single-season in NBA history.
• Has produced a career-high 50 30-point efforts, breaking his own single-season franchise record of 44 set in 2022-23.
• Set NBA record for **most consecutive 30-point triple-doubles** with six.
• Set the record for **most consecutive 35-point triple-doubles** with five.
• Produced the **first 25-point triple-double in a half in NBA history** when he recorded 29 points, 10 rebounds and 10 assists in the opening half vs. Utah on Dec. 6.
• Notched his 75th career triple-double, becoming the ninth player in NBA history to reach the milestone and moving one triple-double shy of tying James Harden (76) for the eighth-most triple-doubles in NBA history.
• Led the league in 35-point games (32) and 40-point efforts (13).
• Also led the league in 35-point triple-doubles (11) and 40-point triple-doubles (2).
• Recorded **Mavs franchise-record 21 triple-doubles** in 2023-24 after recording his 77th career triple-double with a 39-point, 12-rebound, 10-assist showing at CHA (4/9/24), beating his previously set record of 17 in 2019-20.
• **Most 3-pointers made in a single season in franchise history** with 284 as of 4/10 at Miami, second only to Steph Curry in 2023-24.
• Recorded ninth consecutive 30-point, 5-rebound, 5-assist game, tying Oscar Robertson for the longest streak in NBA history (12/18/23).
• Recorded **10 consecutive games with at least 30 points** (12/18/23), the longest streak of his career and a franchise-high.
• Surpassed Dirk Nowitzki for most 35 point games in franchise history (79) after 40 at POR (12/16/23).
• Recorded the most 15-5-5 quarters in the play-by-play era with five.

THERE'S MAGIC IN THE AIR

Luka Dončić garnered a career-high and franchise-most 73 points in a 148-143 win over the Atlanta Hawks at State Farm Arena on January 26, 2024. In a record-setting night, Dončić tied for the fourth-most points scored in a game in NBA history, with only three other players recording 73-or-more points (Wilt Chamberlain, Kobe Bryant and David Thompson). His 73 points was the most points recorded in a game this season and the most recorded in a game since Kobe Bryant's 81 in 2006.

Dončić's 73 points was one of 15 games with a player scoring 70-or-more points in NBA history and one of 11 games with the player doing so with a 70-point double-double. Only Dončić and Wilt Chamberlain have had at least one 73-plus point double-double in NBA history. With 73 points (25-33 FG, 8-13 3FG, 15-16 FT), 10 rebounds, seven assists and a steal, Dončić became the second player in NBA history to have multiple games with 60-plus points, 10-plus rebounds and five-plus assists and the first in over 50 years (Elgin Baylor, 63-31-7 vs. PHW on 12/8/61; 64-17-8 vs. BOS, 11/8/59). His seven assists marked the most assists in a 70-point effort in a non-overtime game (Donovan Mitchell, 71 points & 11 assists vs. CHI in overtime).

Missing just eight shots the entire night and going 25-for-33, Dončić recorded the most efficient 70-point game in NBA history with a .758 field goal percentage. Only Wilt Chamberlain's 66 points on 29-for-35 shooting (.829) and Karl Malone's 61 points on 21-for-26 shooting (.808) are the 60-plus-point efforts on higher efficiency than Dončić's 73 points on 25-for-33 shooting (.758). There were only two efforts with at least 50 points in NBA history with better efficiency where the player recorded at least 50 points and eight 3-pointers (50 points with 9 3-pointers, Kyrie Irving at CHA on 3/8/22; 50 points with 8 3-pointers, Jamal Murray at CLE on 2/19/21). With 33 field goal attempts, Dončić was the only player in NBA history to record at least 70 points with 33-or-fewer field goal attempts. Dončić's 25 field goals made marked a new franchise-record, breaking Mark Aguirre's record 21 field goals made (at DEN, 3/24/84) that Dončić once tied in his 60-21-10 effort vs. NYK (21 FGM, 12/27/22).

At halftime, Dončić had 41 points (16-21 FG) against the Hawks, setting a new franchise record for points in a single half (previous: 34, Dirk Nowitzki, 2nd half, vs UTA 11/3/09). His 41-point half is the 15th 40-point half in the past 20-plus years in NBA history. His 16 field goals made is the third-most in a half in NBA history (18, Kobe Bryant vs. TOR, 1/22/0; 17, Brandon Jennings vs. GS, 11/14/09), doing so with the third-highest efficiency (min. 15 FGM) behind Kenneth Lofton Jr.'s 15-for-18 (.833) shooting at OKC (4/9/23) and Brandon Jennings' 17-for-21 (.810) shooting vs. GS (11/14/09).

Dončić (73) and **Josh Green** (21) combined for 94 points between the two, tying Kobe Bryant (81) and Smush Parker (13) for the most combined points by any two teammates in the last 40 years (94 points). They are tied for the third-most combined points by any two teammates in the last 60 years (98 points, 51, Kiki Vandeweghe & 47, Alex English vs. DET, 12/13/83; 95, 45, Mike Mitchell & 50, George Gervin vs. MIL, 3/6/82).

TRIPLE-DONČIĆ

Luka Dončić has a franchise-best 77 triple-doubles, which are already more than every other current and former Maverick combined (40). Dončić recorded a league-high 17 triple-doubles in 2019-20, becoming the youngest player in NBA history (21 years, 168 days) to lead the league outright in the category., becoming the franchise's all-time leader. He set a single-season franchise record for most triple-doubles in a season with 21 in 2023-24. He has missed a triple-double by 1 rebound or 1 assist on 29 occasions in his career (9 time this season).

MOST TRIPLE-DOUBLES BY A MAVERICK IN FRANCHISE HISTORY

PLAYER	TPL-DBL
LUKA DONČIĆ	77
JASON KIDD	21
MICHAEL FINLEY	6

MOST TRIPLE-DOUBLES BY A MAVERICK IN SINGLE SEASON

PLAYER	TPL-DBL
LUKA DONČIĆ 2023-24	21
LUKA DONČIĆ 2019-20	17
LUKA DONČIĆ 2021-22	11
LUKA DONČIĆ 2020-21	11
LUKA DONČIĆ 2022-23	10
JASON KIDD 1995-96	9

MOST 30-POINT TRIPLE-DOUBLES BY A MAVERICK

PLAYER	TPL-DBL
LUKA DONČIĆ	46
JASON KIDD	2
MICHAEL FINLEY	2

MOST TRIPLE-DOUBLES BEFORE TURNING 24

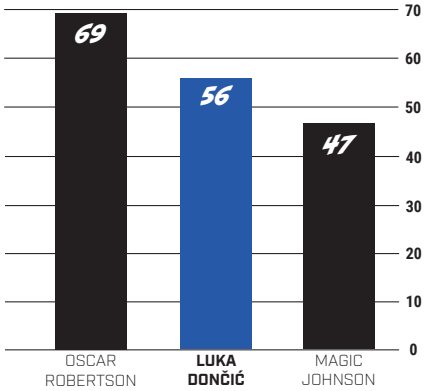

Dončić holds the record for the most triple-doubles (32) prior to the age of 22. In fact, he had more than double the combined triple-doubles of the next two placeholders (Magic Johnson, 13; Ben Simmons, 12). Dončić also broke the record for most triple-doubles before turning 23 years old with his game vs. CHI (1/9/2022) and holds the all-time record with 45 (Oscar Robertson, 38).

2023-24 TRIPLE-DOUBLES LEADERBOARD

PLAYER	TPL-DBL
DOMANTAS SABONIS	26
NIKOLA JOKIĆ	25
LUKA DONČIĆ	21

ALL-TIME 40-POINT TRIPLE-DOUBLES LEADERBOARD

PLAYER	TPL-DBL
OSCAR ROBERTSON	33
JAMES HARDEN	16
RUSSELL WESTBROOK	13
LUKA DONČIĆ	8
WILT CHAMBERLAIN	7
LEBRON JAMES	6

ALL-TIME 35-POINT TRIPLE-DOUBLES LEADERBOARD

PLAYER	TPL-DBL
OSCAR ROBERTSON	59
RUSSELL WESTBROOK	29
LUKA DONČIĆ	27
JAMES HARDEN	24
NIKOLA JOKIĆ	17
LEBRON JAMES	14
WILT CHAMBERLAIN	13

ALL-TIME 30-POINT TRIPLE-DOUBLES LEADERBOARD

PLAYER	TPL-DBL
OSCAR ROBERTSON	106
RUSSELL WESTBROOK	48
LUKA DONČIĆ	46
LEBRON JAMES	38
JAMES HARDEN	35
NIKOLA JOKIĆ	33
GIANNIS ANTETOKOUNMPO	18
WILT CHAMBERLAIN	21
LARRY BIRD	17
MAGIC JOHNSON	17

ALL-TIME 20-POINT TRIPLE-DOUBLES LEADERBOARD

PLAYER	TPL-DBL
OSCAR ROBERTSON	174
RUSSELL WESTBROOK	132
LEBRON JAMES	97
NIKOLA JOKIĆ	94
MAGIC JOHNSON	85
LUKA DONČIĆ	71
JAMES HARDEN	64
WILT CHAMBERLAIN	54
LARRY BIRD	40

25-10-10

Dončić became the first player in NBA history to record a 25-point triple-double through a single half after facing the Utah Jazz (12/6/23). He ended the night with a 40-point triple-double (40-10-11), sitting the entirety of the fourth in a blowout win, 147-97. The 50-point win was the franchise's sixth 50-point win and tied for the third-largest win in franchsie history.

After his 73-point performance at ATL (1/26/24) in which he recorded 10 rebounds and seven assists as well as 73 points and his proceeding performance against the Sacramento Kings (1/27/24), he became the first player to average a 50-point triple-double over the span of two games. He recorded 28 points, 10 rebounds and 17 assists at SAC.

Statistical research assistance provided by the Elias Sports Bureau, STATS LLC, Basketball-Reference.com, NBA.com/Stats, ESPN

SEASON NOTEBOOK

The Dallas Mavericks notched a 50-32 (.610) record during the 2023-24 regular season, marking their 16th 50-win season in franchise history and their second under head coach Jason Kidd. In the process of securing 50 wins, the Mavericks won 16 of their last 20 games, the best 20-game span since their championship season in 2010-11 and recorded the most road wins (25) in a season since the 2010-11 season (28). After earning the No. 5 seed in the West, the Mavericks defeated the Los Angeles Clippers in the first round, Oklahoma City Thunder in the second round and Minnesota Timberwolves in the Western Conference Finals, before losing in the NBA Finals to the Boston Celtics in a run that netted the Mavericks their third ever Finals appearance. Luka Dončić earned his fifth straight First Team All-NBA selection in 2023-24, surpassing Dirk Nowitzki (4) for most All-NBA First Team selections in franchise history in a season that saw him claim the franchise's first scoring title (33.9 ppg) and become the first player in NBA history to average at least 33.0 points, 9.0 rebounds and 9.0 assists per game.

PLAYER	GP-GS	MIN	MPG	FG-ATT	FG%	3FG-ATT	3FG%	FT-FTA	FT%	OFF	DEF	TOT/AVG	AST	APG	PF-D	STL	SPG	TO	BLK	BPG	PTS	AVG
Dončić	70-70	2,624	37.5	804-1,652	.487	284-744	.382	478-608	.786	59	588	647/9.2	686	9.8	149-477	99	1.41	282	38	0.54	2,370	33.9
Irving	58-58	2,030	35.0	562-1,131	.497	173-421	.411	190-210	.905	44	246	290/5.0	299	5.2	112-180	74	1.28	106	28	0.48	1,487	25.6
Hardaway Jr.	79-12	2,120	26.8	392-976	.402	211-597	.353	144-169	.852	22	232	254/3.2	139	1.8	106-158	42	0.53	69	6	0.08	1,139	14.4
Jones Jr.	76-66	1,783	23.5	239-495	.483	82-239	.343	97-136	.713	82	168	250/3.3	75	1.0	121-123	53	0.70	65	51	0.67	657	8.6
Hardy	73-7	989	13.6	195-479	.407	81-224	.362	59-76	.776	20	111	131/1.8	109	1.5	80-79	22	0.30	62	4	0.05	530	7.3
Lively II	55-42	1,294	23.5	221-296	.747	0-2	.000	41-81	.506	135	243	378/6.9	60	1.1	144-75	36	0.65	50	77	1.40	483	8.8
Green	57-33	1,505	26.4	179-374	.479	72-187	.385	39-57	.684	40	144	184/3.2	130	2.3	107-76	47	0.82	60	9	0.16	469	8.2
Exum	55-17	1,088	19.8	161-302	.533	53-108	.491	53-68	.779	25	124	149/2.7	157	2.9	85-78	22	0.40	49	5	0.09	428	7.8
Williams	47-33	1,242	26.4	131-317	.413	79-210	.376	41-55	.745	46	123	169/3.6	81	1.7	137-64	24	0.51	53	27	0.57	382	8.1
Washington Jr.	29-28	935	32.2	127-302	.421	53-169	.314	32-51	.627	32	147	179/6.2	44	1.5	57-42	34	1.17	30	27	0.93	339	11.7
Gafford	29-21	623	21.5	145-186	.780	0-0	.000	34-56	.607	64	137	201/6.9	46	1.6	80-49	21	0.72	28	56	1.93	324	11.2
Powell	63-9	836	13.3	72-106	.679	1-3	.333	63-89	.708	97	117	214/3.4	84	1.3	113-105	26	0.41	32	20	0.32	208	3.3
Kleber	43-7	871	20.3	63-146	.432	32-92	.348	33-47	.702	30	113	143/3.3	68	1.6	79-55	17	0.40	28	30	0.70	191	4.4
Curry	36-3	457	12.7	54-145	.372	29-80	.363	17-19	.895	15	37	52/1.4	30	0.8	32-19	17	0.47	16	3	0.08	154	4.3
Lawson	42-0	311	7.4	54-121	.446	13-50	.260	15-23	.652	14	36	50/1.2	20	0.5	22-13	10	0.24	14	3	0.07	136	3.2
Prosper	40-1	336	8.4	40-104	.385	13-45	.289	28-41	.683	25	54	79/2.0	22	0.6	20-28	7	0.18	8	4	0.10	121	3.0
Holmes	23-2	237	10.3	33-59	.559	0-0	.000	12-21	.571	33	45	78/3.4	15	0.7	33-15	3	0.13	12	9	0.39	78	3.4
Morris	26-1	216	8.3	23-68	.338	15-42	.357	5-6	.833	4	35	39/1.5	16	0.6	12-8	5	0.19	12	3	0.12	66	2.5
Williams	17-0	113	6.6	20-54	.370	3-15	.200	11-17	.647	4	9	13/0.8	17	1.0	4-15	1	0.06	7	1	0.06	54	3.2
Dennis	4-0	30	7.5	10-19	.526	1-8	.125	1-3	.333	1	8	9/2.3	4	1.0	1-3	0	0.00	3	1	0.25	22	5.5
Brown III	6-0	40	6.6	5-11	.455	1-3	.333	4-9	.444	3	6	9/1.5	4	0.7	5-5	0	0.00	4	4	0.67	15	2.5
Fudge	2-0	26	12.9	5-9	.556	1-3	.333	0-0	.000	2	1	3/1.5	0	0.0	1-0	3	1.50	1	0	0.00	11	5.5
MAVERICKS	**82**	**19,693**	**240.2**	**3,535-7,352**	**.481**	**1,197-3,242**	**.369**	**1,397-1,842**	**.758**	**797**	**2,724**	**3,521/42.9**	**2,106**	**25.7**	**1,500-1,667**	**563**	**6.87**	**991**	**406**	**4.95**	**9,664**	**117.9**
OPPONENTS	**82**	**19,693**	**240.2**	**3,522-7,413**	**.475**	**1,075-2,921**	**.368**	**1,364-1,772**	**.770**	**896**	**2,800**	**3,696/45.1**	**2,258**	**27.5**	**1,667-1,500**	**603**	**7.35**	**1,063**	**331**	**4.04**	**9,483**	**115.6**

DATE	OPPONENT	H-R	W-L	SCORE DAL-OPP	HOME RECORD	ROAD RECORD	TOTAL RECORD	MAVERICKS HI SCORER	PT	MAVERICKS HI REBR	RB	MAVERICKS HI ASSISTS	AST	OPPONENT HI SCORER	PT	ATTEND
10/25/23	at Spurs	R	W	126-119	0-0	1-0	1-0	L. Dončić	33	L. Dončić	13	L. Dončić	10	D. Vassell	23	18,947
10/27/23	Nets	H	W	125-120	1-0	1-0	2-0	L. Dončić	49	L. Dončić	10	L. Dončić	7	C. Thomas	30	20,238
10/30/23	at Grizzlies	R	W	125-110	1-0	2-0	3-0	L. Dončić	35	L. Dončić	12	L. Dončić	12	J. Jackson Jr./D. Bane	30	15,031
11/1/23	Bulls	H	W	114-105	2-0	2-0	4-0	G. Williams	25	D. Lively II	13	L. Dončić	10	Z. LaVine	22	20,103
11/3/23	at Nuggets	R	L	114-125	2-0	2-1	4-1	L. Dončić	34	L. Dončić	10	L. Dončić	8	N. Jokic	33	19,729
11/5/23	Hornets	H	W	124-118	3-0	2-1	5-1	L. Dončić	23	D. Lively II	14	K. Irving	10	L. Ball	30	20,052
11/6/23	at Magic	R	W	117-102	3-0	3-1	6-1	L. Dončić	29	T. Hardaway Jr./K. Irving	6	K. Irving	10	P. Banchero	22	19,409
11/8/23	Raptors	H	L	116-127	3-1	3-1	6-2	L. Dončić	31	L. Dončić	7	L. Dončić	8	P. Siakam	31	20,063
11/10/23	Clippers	H	W	144-126	4-1	3-1	7-2	L. Dončić	44	D. Jones Jr.	10	D. Exum/L. Dončić	6	K. Leonard	26	20,377
11/12/23	at Pelicans	R	W	136-124	4-1	4-1	8-2	K. Irving	35	D. Powell	10	L. Dončić	9	B. Ingram	20	16,302
11/14/23	at Pelicans	R	L	110-131	4-1	4-2	8-3	K. Irving/T. Hardaway Jr.	17	D. Lively II	9	K. Irving	6	B. Ingram/J. Hawkins	25	16,354
11/15/23	at Wizards	R	W	130-117	4-1	5-2	9-3	T. Hardaway Jr.	31	D. Lively II	9	L. Dončić	10	K. Kuzma	22	16,632
11/18/23	at Bucks	R	L	125-132	4-1	5-3	9-4	K. Irving	39	D. Lively II	10	L. Dončić	9	G. Antetokounmpo	40	18,128
11/19/23	Kings	H	L	113-129	4-2	5-3	9-5	L. Dončić	25	L. Dončić	10	L. Dončić	7	D. Sabonis	32	20,211
11/22/23	at Lakers	R	W	104-101	4-2	6-3	10-5	L. Dončić	30	L. Dončić	12	L. Dončić	8	L. James	26	18,997
11/25/23	at Clippers	R	L	88-107	4-2	6-4	10-6	L. Dončić	30	D. Exum	8	L. Dončić	4	P. George	25	19,370
11/28/23	Rockets	H	W	121-115	5-2	6-4	11-6	L. Dončić	41	L. Dončić	9	L. Dončić	9	A. Sengun	31	20,103
12/1/23	Grizzlies	H	L	94-108	5-3	6-4	11-7	D. Jones Jr./G. Williams	16	G. Williams	8	J. Green/J. Hardy/K. Irving	5	D. Bane	30	20,150
12/2/23	Thunder	H	L	120-126	5-4	6-4	11-8	L. Dončić	36	D. Lively II	16	L. Dončić	18	J. Williams	23	20,277
12/6/23	Jazz	H	W	147-97	6-4	6-4	12-8	L. Dončić	40	L. Dončić	10	L. Dončić	11	O. Agbaji	21	19,877
12/8/23	at Trail Blazers	R	W	125-112	6-4	7-4	13-8	L. Dončić	32	D. Lively II	9	L. Dončić	10	A. Simons	30	18,762
12/11/23	at Grizzlies	R	W	120-113	6-4	8-4	14-8	L. Dončić	35	D. Lively II	16	L. Dončić/D. Exum	6	J. Jackson Jr.	41	16,379
12/12/23	Lakers	H	W	127-125	7-4	8-4	15-8	L. Dončić	33	D. Lively II	8	L. Dončić	17	A. Davis	37	20,377
12/14/23	Timberwolves	H	L	101-119	7-5	8-4	15-9	L. Dončić	39	L. Dončić/D. Lively II	6	L. Dončić	13	N. Reid	27	20,177
12/16/23	at Trail Blazers	R	W	131-120	7-5	9-4	16-9	L. Dončić	40	L. Dončić	12	L. Dončić	10	A. Simons	33	18,439
12/18/23	at Nuggets	R	L	104-130	7-5	9-5	16-10	L. Dončić	38	L. Dončić	11	L. Dončić	8	J. Murray	22	19,659
12/20/23	Clippers	H	L	111-120	7-6	9-5	16-11	L. Dončić	28	G. Williams/L. Dončić	9	L. Dončić	10	K. Leonard	30	20,310
12/22/23	at Rockets	R	L	96-122	7-6	9-6	16-12	O. Prosper	20	R. Holmes	8	D. Dennis/J. Hardy	4	A. Sengun	22	18,055
12/23/23	Spurs	H	W	144-119	8-6	9-6	17-12	L. Dončić	39	L. Dončić	12	L. Dončić	10	J. Sochan	23	20,409
12/25/23	at Suns	R	W	128-114	8-6	10-6	18-12	L. Dončić	50	D. Lively II	10	L. Dončić	15	G. Allen	32	17,071
12/27/23	Cavaliers	H	L	110-113	8-7	10-6	18-13	L. Dončić	39	L. Dončić	7	D. Exum/L. Dončić	6	C. LeVert	29	20,377
12/28/23	at Timberwolves	R	L	110-118	8-7	10-7	18-14	T. Hardaway Jr.	32	D. Powell	14	D. Exum/D. Powell	6	A. Edwards	44	18,024
12/30/23	at Warriors	R	W	132-122	8-7	11-7	19-14	L. Dončić	39	D. Lively II	14	L. Dončić	10	S. Curry	25	18,064
1/1/24	at Jazz	R	L	90-127	8-7	11-8	19-15	L. Dončić	19	K. Irving	9	L. Dončić	14	S. Fontecchio	24	18,206
1/3/24	Trail Blazers	H	W	126-97	9-7	11-8	20-15	L. Dončić	41	K. Irving	9	L. Dončić/K. Irving	5	S. Sharpe	16	20,077
1/5/24	Trail Blazers	H	W	139-103	10-7	11-8	21-15	K. Irving	24	J. Hardy/D. Powell/K. Irving	9	J. Hardy	9	J. Grant	18	20,162
1/7/24	Timberwolves	H	W	115-108	11-7	11-8	22-15	K. Irving	35	D. Jones Jr.	10	L. Dončić	8	A. Edwards	36	20,111
1/9/24	Grizzlies	H	L	103-120	11-8	11-8	22-16	K. Irving	33	K. Irving	8	L. Dončić	6	D. Bane	32	20,116
1/11/24	Knicks	H	W	128-124	12-8	11-8	23-16	K. Irving	44	D. Powell	9	K. Irving	10	J. Randle	32	20,040
1/13/24	Pelicans	H	L	108-118	12-9	11-8	23-17	K. Irving	33	D. Powell	9	D. Powell	8	J. Hawkins	34	20,155
1/15/24	Pelicans	H	W	125-120	13-9	11-8	24-17	K. Irving	42	D. Lively II	12	G. Williams/K. Irving	7	Z. Williamson	30	20,010
1/17/24	at Lakers	R	L	110-127	13-9	11-9	24-18	L. Dončić	33	L. Dončić	13	L. Dončić	10	D. Russell	29	18,338
1/22/24	Celtics	H	L	110-119	13-10	11-9	24-19	L. Dončić	33	L. Dončić	18	L. Dončić	13	J. Tatum	39	20,277
1/24/24	Suns	H	L	109-132	13-11	11-9	24-20	L. Dončić	34	L. Dončić	8	L. Dončić	9	D. Booker	46	20,202
1/26/24	at Hawks	R	W	148-143	13-11	12-9	25-20	L. Dončić	73	D. Lively II	11	L. Dončić	7	T. Young	30	16,149
1/27/24	Kings	H	L	115-120	13-12	12-9	25-21	L. Dončić	28	L. Dončić	10	L. Dončić	17	D. Fox	34	20,373
1/29/24	Magic	H	W	131-129	14-12	12-9	26-21	L. Dončić	45	D. Lively II	11	L. Dončić	15	P. Banchero	36	20,020
1/31/24	at Timberwolves	R	L	87-121	14-12	12-10	26-22	J. Green	18	R. Holmes	10	S. Curry/D. Powell/R. Holmes	3	K. Towns	29	18,024
2/3/24	Bucks	H	L	117-129	14-13	12-10	26-23	L. Dončić	40	L. Dončić/J. Green	9	L. Dončić	11	G. Antetokounmpo	48	20,377
2/5/24	at 76ers	R	W	118-102	14-13	13-10	27-23	K. Irving	23	L. Dončić	8	K. Irving	8	K. Oubre Jr.	19	19,764
2/6/24	at Nets	R	W	119-107	14-13	14-10	28-23	K. Irving	36	L. Dončić	18	L. Dončić	9	M. Bridges	28	17,732
2/8/24	at Knicks	R	W	122-108	14-13	15-10	29-23	L. Dončić	39	L. Dončić	8	L. Dončić	11	D. DiVincenzo	36	19,812
2/10/24	Thunder	H	W	146-111	15-13	15-10	30-23	L. Dončić	32	M. Kleber	12	L. Dončić	9	S. Gilgeous-Alexander	25	20,277
2/12/24	Wizards	H	W	112-104	16-13	15-10	31-23	K. Irving/L. Dončić	26	D. Gafford	17	L. Dončić	15	D. Avdija	25	19,921
2/14/24	Spurs	H	W	116-93	17-13	15-10	32-23	K. Irving	34	D. Gafford	10	L. Dončić	8	V. Wembanyama	26	20,311
2/22/24	Suns	H	W	123-113	18-13	15-10	33-23	L. Dončić	41	L. Dončić	9	L. Dončić	11	D. Booker	35	20,377
2/25/24	at Pacers	R	L	111-133	18-13	15-11	33-24	L. Dončić	33	P. Washington Jr./K. Irving/L. Dončić	6	L. Dončić	6	M. Turner	33	17,274
2/27/24	at Cavaliers	R	L	119-121	18-13	15-12	33-25	L. Dončić	45	L. Dončić	9	L. Dončić	14	D. Mitchell	31	19,432
2/28/24	at Raptors	R	W	136-125	18-13	16-12	34-25	L. Dončić	30	L. Dončić	12	L. Dončić	16	I. Quickley	28	19,800
3/1/24	at Celtics	R	L	110-138	18-13	16-13	34-26	L. Dončić	37	L. Dončić	12	L. Dončić	11	J. Tatum	32	19,156
3/3/24	76ers	H	L	116-120	18-14	16-13	34-27	L. Dončić	38	L. Dončić	11	L. Dončić	10	T. Harris	28	20,277
3/5/24	Pacers	H	L	120-137	18-15	16-13	34-28	L. Dončić	39	L. Dončić/D. Gafford	10	L. Dončić	11	M. Turner	20	20,200
3/7/24	Heat	H	W	114-108	19-15	16-13	35-28	L. Dončić	35	L. Dončić	11	L. Dončić	11	T. Rozier	27	20,221
3/9/24	at Pistons	R	W	142-124	19-15	17-13	36-28	L. Dončić	39	L. Dončić	10	L. Dončić	10	C. Cunningham	33	20,062
3/11/24	at Bulls	R	W	127-92	19-15	18-13	37-28	L. Dončić	27	L. Dončić	12	L. Dončić	14	O. Bitim	17	21,363
3/13/24	Warriors	H	W	109-99	20-15	18-13	38-28	K. Irving	23	D. Lively II/K. Irving	8	K. Irving	10	J. Kuminga	27	20,411
3/14/24	at Thunder	R	L	119-126	20-15	18-14	38-29	K. Irving	36	D. Gafford	15	K. Irving	12	S. Gilgeous-Alexander	31	18,203
3/17/24	Nuggets	H	W	107-105	21-15	18-14	39-29	L. Dončić	37	P. Washington Jr.	11	K. Irving	9	J. Murray	23	20,377
3/19/24	at Spurs	R	W	113-107	21-15	19-14	40-29	K. Irving	28	L. Dončić	10	L. Dončić	16	T. Jones	22	18,354
3/21/24	Jazz	H	W	113-97	22-15	19-14	41-29	L. Dončić	34	L. Dončić	9	L. Dončić	8	L. Markkanen	21	20,277
3/25/24	at Jazz	R	W	115-105	22-15	20-14	42-29	L. Dončić	29	L. Dončić	12	L. Dončić	13	L. Markkanen	34	18,206
3/26/24	at Kings	R	W	132-96	22-15	21-14	43-29	L. Dončić	28	P. Washington Jr.	13	K. Irving	8	D. Fox	18	17,832
3/29/24	at Kings	R	W	107-103	22-15	22-14	44-29	K. Irving	30	D. Lively II/L. Dončić	9	L. Dončić	12	D. Fox	23	17,832
3/31/24	at Rockets	R	W	125-107	22-15	23-14	45-29	L. Dončić	47	L. Dončić	12	L. Dončić/K. Irving	7	J. Smith Jr.	28	18,055
4/2/24	at Warriors	R	L	100-104	22-15	23-15	45-30	L. Dončić	30	L. Dončić	12	L. Dončić	11	A. Wiggins	23	18,064
4/4/24	Hawks	H	W	109-95	23-15	23-15	46-30	K. Irving	26	L. Dončić	12	L. Dončić	8	B. Bogdanovic	17	20,211
4/5/24	Warriors	H	W	108-106	24-15	23-15	47-30	P. Washington Jr.	32	D. Gafford	15	D. Exum/K. Irving	7	S. Curry	28	20,425
4/7/24	Rockets	H	W	147-136	25-15	23-15	48-30	K. Irving	48	P. Washington Jr.	13	L. Dončić	12	D. Brooks	29	20,317
4/9/24	at Hornets	R	W	130-104	25-15	24-15	49-30	L. Dončić	39	L. Dončić	12	L. Dončić	10	M. Bridges	22	17,425
4/10/24	at Heat	R	W	111-92	25-15	25-15	50-30	L. Dončić	29	L. Dončić	9	L. Dončić	9	T. Herro	21	19,660
4/12/24	Pistons	H	L	89-107	25-16	25-15	50-31	J. Hardy	25	D. Powell	10	D. Powell	4	M. Sasser	24	20,274
4/14/24	at Thunder	R	L	86-135	25-16	25-16	50-32	B. Williams	22	O. Prosper/D. Powell	8	T. Hardaway Jr./B. Williams/J. Green/J. Hardy/M. Morris	3	S. Gilgeous-Alexander	15	18,203

TEAM RECORD

	RECORD	HOME	ROAD	OT
OVERALL	50-32	25-16	25-16	1-0
ATLANTIC	6-4	2-3	4-1	--
CENTRAL	3-7	1-4	2-3	--
SOUTHEAST	10-0	5-0	5-0	--
EASTERN	19-11	8-7	11-4	--
SOUTHWEST	11-5	5-3	6-2	1-0
NORTHWEST	10-9	7-2	3-7	--
PACIFIC	10-7	5-4	5-3	--
WESTERN	31-21	17-9	14-12	1-0

HEAD COACH: JASON KIDD

	TENURE	WON	LOSS	PCT.
OVERALL:		322	296	.521
W/ CLUB:		139	106	.567

TEAM WINNING & LOSING STREAKS

LONG:	OVERALL	HOME	ROAD
Win	3/17/2024 — 3/31/2024 **(7)**	3/7/2024 — 4/7/2024 **(7)**	3/19/2024 — 3/31/2024 **(5)**
Loss	3/1/2024 — 3/5/2024 **(3)**	1/22/2024 — 1/27/2024 **(3)**	2/25/2024 — 2/27/2024 **(2)**

*showing most recent streaks

AFTER 82 GAMES: W50, L32

MARGIN	1	2	3	4	5	6	7	8	9	10	11	12	13	14	15	16	17	18	19	20	21	22	23	24	25
Won By:		4	1	2	3	4	3	1	1	4	3	2	2	3	2	2		3	1				1		1
Lost By:		1	1	2	1	1	2	1	2	1	2	1		1		1	3	2	1		1	1	1		

MARGIN	26	27	28	29	30	31	32	33	34	35	36	37	38	39	40	41	42	43	44	45	46	47	48	49	50+
Won By:	1			1						2	2														1
Lost By:	2		1						1			1												1	

AT START OF:	OVERALL	HOME	ROAD
2nd-Ahead:	30-9	13-7	17-2
-Behind:	19-22	11-9	8-13
-Tied:	1-1	1-0	0-1
3rd-Ahead:	32-5	14-5	18-0
-Behind:	16-26	10-11	6-15
-Tied:	2-1	1-0	1-1
4th-Ahead:	39-2	17-1	22-1
-Behind:	10-30	8-15	2-15
-Tied:	1-0	0-0	1-0

FG%:	OVERALL	HOME	ROAD
-44%	3-12	2-5	1-7
45-49%	15-16	10-10	5-6
50-54%	21-4	8-1	13-3
55-59%	9-0	4-0	5-0
+60%	2-0	1-0	1-0

PLAYER	MIN	FG	ATT	3FG	ATT	FT	FTA	OR	DR	TOT	AST	PF	PFD	STL	TO	BLK	PTS
Greg Brown III	12.1 Dec. 22 at HOU	3 Jan. 5 vs. POR	5 Jan. 5 vs. POR	1 Jan. 5 vs. POR	2 Jan. 5 vs. POR	3 Dec. 22 at HOU	5 Dec. 18 at DEN	1(3) Jan. 5 vs. POR	4 Dec. 22 at HOU	5 Dec. 22 at HOU	2 Dec. 22 at HOU	2 Jan. 5 vs. POR	3 Dec. 18 at DEN	--	2 Dec. 23 vs. SAS	3C Jan. 5 vs. POR	7 Jan. 5 vs. POR
Seth Curry	36.3 Dec. 2 vs. OKC	6(2) Dec. 27 vs. CLE	15 Dec. 2 vs. OKC	5 Dec. 27 vs. CLE	9(2) Dec. 27 vs. CLE	3(3) Jan. 31 at MIN	4 Dec. 28 at MIN	3C Dec. 2 vs. OKC	3(3) Jan. 7 vs. MIN	5 Dec. 2 vs. OKC	3(3) Jan. 31 at MIN	3(2) Jan. 13 vs. NOP	3 Dec. 2 vs. OKC	3 Nov. 14 at NOP	3 Dec. 28 at MIN	1(3) Dec. 12 vs. LAL	19 Dec. 27 vs. CLE
Dexter Dennis	17.2C Dec. 22 at HOU	8C Dec. 22 at HOU	11C Dec. 22 at HOU	1C Dec. 22 at HOU	3C Dec. 22 at HOU	1C Dec. 22 at HOU	2C Dec. 22 at HOU	1C Dec. 2 vs. OKC	5C Dec. 22 at HOU	5C Dec. 22 at HOU	4C Dec. 22 at HOU	1C Dec. 23 vs. SAS	2C Dec. 22 at HOU	--	3C Dec. 23 vs. SAS	1C Dec. 23 vs. SAS	18C Dec. 22 at HOU
Luka Dončić	46.1 Jan. 27 vs. SAC	25C Jan. 26 at ATL	33 Jan. 26 at ATL	9C(2) Mar. 31 at HOU	17C Apr. 9 at CHA	18C Jan. 29 vs. ORL	21 Jan. 29 vs. ORL	5 Jan. 22 vs. BOS	17C Feb. 6 at BKN	18(2) Feb. 6 at BKN	18 Dec. 2 vs. OKC	5(2) Apr. 7 vs. HOU	13 Jan. 29 vs. ORL	4(4) Mar. 21 vs. UTA	9C(2) Feb. 3 vs. MIL	3 Dec. 25 at PHX	73C Jan. 26 at ATL
Danté Exum	40.0C Dec. 20 vs. LAC	9 Dec. 8 at POR	15C Dec. 8 at POR	7C Dec. 12 vs. LAL	9 Dec. 12 vs. LAL	5(2) Mar. 7 vs. MIA	8 Nov. 28 vs. HOU	3 Nov. 25 at LAC	8C Apr. 7 vs. HOU	9C Apr. 7 vs. HOU	7(3) Apr. 5 vs. GSW	4(3) Mar. 29 at SAC	5 Nov. 28 vs. HOU	3C Dec. 27 vs. CLE	4(3) Apr. 7 vs. HOU	1(5) Dec. 23 vs. SAS	26 Dec. 12 vs. LAL
Alex Fudge	18.9C Apr. 14 at OKC	5C Apr. 14 at OKC	9C Apr. 14 at OKC	1C Apr. 14 at OKC	3C Apr. 14 at OKC	--	--	2C Apr. 14 at OKC	1C Apr. 12 vs. DET	2C Apr. 14 at OKC	--	1C Apr. 14 at OKC	--	3C Apr. 14 at OKC	1C Apr. 12 vs. DET	--	11C Apr. 14 at OKC
Daniel Gafford	31.2 Apr. 5 vs. GSW	12C Apr. 9 at CHA	13 Feb. 12 vs. WAS	--	--	5 Feb. 10 vs. OKC	6(2) Mar. 21 vs. UTA	7 Feb. 12 vs. WAS	11C Apr. 5 vs. GSW	17C Feb. 12 vs. WAS	5C(3) Apr. 5 vs. GSW	5(3) Apr. 7 vs. HOU	4(3) Mar. 21 vs. UTA	2(4) Mar. 25 at UTA	4C Feb. 28 at TOR	7 Mar. 13 vs. GSW	26C Apr. 9 at CHA
Josh Green	37.8 Feb. 3 vs. MIL	8(3) Jan. 31 at MIN	13 Jan. 31 at MIN	4(4) Feb. 5 at PHI	8C Feb. 3 vs. MIL	4(2) Mar. 9 at DET	6C(2) Jan. 15 vs. NOP	3 Jan. 24 vs. PHX	9C Feb. 3 vs. MIL	9 Feb. 3 vs. MIL	5(7) Feb. 22 vs. PHX	5(3) Jan. 29 vs. ORL	6C Oct. 27 vs. BKN	4C Feb. 27 at CLE	3(6) Feb. 3 vs. MIL	1(9) Mar. 7 vs. MIA	21 Jan. 26 at ATL
Tim Hardaway Jr.	40.6 Jan. 15 vs. NOP	11(4) Jan. 29 vs. ORL	23 Jan. 15 vs. NOP	9 Jan. 15 vs. NOP	15(2) Jan. 15 vs. NOP	10 Jan. 15 vs. NOP	11 Jan. 29 vs. ORL	2(3) Jan. 17 at LAL	9 Nov. 12 at NOP	9(2) Mar. 14 at OKC	6 Mar. 26 at SAC	4(3) Feb. 3 vs. MIL	7(3) Jan. 29 vs. ORL	3C(2) Mar. 25 at UTA	4(3) Feb. 25 at IND	1(6) Mar. 26 at SAC	41 Jan. 15 vs. NOP
Jaden Hardy	34.0 Dec. 11 at MEM	9 Apr. 12 vs. DET	19 Apr. 12 vs. DET	5(3) Jan. 1 at UTA	12 Dec. 22 at HOU	7 Nov. 5 vs. CHA	8 Nov. 5 vs. CHA	2C(5) Jan. 27 vs. SAC	7C Jan. 5 vs. POR	9C Jan. 5 vs. POR	9C Jan. 5 vs. POR	5C(3) Apr. 14 at OKC	5(2) Dec. 1 vs. MEM	3C Dec. 23 vs. SAS	5C Jan. 31 at MIN	1C(4) Feb. 14 vs. SAS	25 Apr. 12 vs. DET
Richaun Holmes	30.3 Jan. 31 at MIN	7 Dec. 22 at HOU	12 Dec. 22 at HOU	--	--	3 Jan. 31 at MIN	4 Nov. 22 at LAL	5 Dec. 22 at HOU	7 Nov. 22 at LAL	10(2) Jan. 31 at MIN	3 Jan. 31 at MIN	4(2) Jan. 31 at MIN	3 Jan. 31 at MIN	1(3) Jan. 27 vs. SAC	2(2) Dec. 12 vs. LAL	2(3) Jan. 31 at MIN	16 Dec. 22 at HOU
Kyrie Irving	44.7 Apr. 7 vs. HOU	16 Nov. 18 at MIL	29 Nov. 18 at MIL	7 Nov. 12 at NOP	14 Jan. 13 vs. NOP	15 Apr. 7 vs. HOU	17C Apr. 7 vs. HOU	5C Jan. 7 vs. MIN	9 Jan. 5 vs. POR	9(4) Feb. 14 vs. SAS	12 Mar. 14 at OKC	4(4) Mar. 26 at SAC	9(3) Apr. 7 vs. HOU	4(2) Jan. 9 vs. MEM	5(2) Apr. 5 vs. GSW	3 Apr. 9 at CHA	48 Apr. 7 vs. HOU
Derrick Jones Jr.	39.0C Dec. 20 vs. LAC	9 Dec. 25 at PHX	18C Dec. 25 at PHX	6C Dec. 2 vs. OKC	12C Dec. 2 vs. OKC	8 Dec. 28 at MIN	8 Dec. 28 at MIN	6 Mar. 17 vs. DEN	6(6) Feb. 28 at TOR	10(2) Jan. 7 vs. MIN	4C Dec. 16 at POR	5(2) Apr. 7 vs. HOU	7C Dec. 28 at MIN	4 Mar. 9 at DET	3(5) Feb. 10 vs. OKC	3(5) Apr. 5 vs. GSW	24(2) Jan. 13 vs. NOP
Maxi Kleber	33.8 Feb. 3 vs. MIL	8 Feb. 3 vs. MIL	11 Feb. 3 vs. MIL	4 Feb. 3 vs. MIL	7 Feb. 3 vs. MIL	6C Apr. 7 vs. HOU	8C(2) Apr. 7 vs. HOU	4 Apr. 9 at CHA	9 Feb. 10 vs. OKC	12 Feb. 10 vs. OKC	5 Feb. 5 at PHI	5(4) Feb. 3 vs. MIL	7C Apr. 7 vs. HOU	3 Mar. 21 vs. UTA	2(6) Mar. 31 at HOU	4 Feb. 8 at NYK	21 Feb. 3 vs. MIL
AJ Lawson	30.6C Dec. 23 vs. SAS	7C Dec. 23 vs. SAS	13C Apr. 14 at OKC	3C(2) Dec. 23 vs. SAS	7C Dec. 2 vs. OKC	5C Jan. 5 vs. POR	6C Jan. 5 vs. POR	3C Dec. 23 vs. SAS	5C Apr. 12 vs. DET	7C Dec. 23 vs. SAS	3C Dec. 23 vs. SAS	5C Jan. 5 vs. POR	3C Jan. 5 vs. POR	4C Dec. 22 at HOU	3C Dec. 22 at HOU	1C(3) Jan. 31 at MIN	17C Dec. 23 vs. SAS
Dereck Lively II	40.6C Jan. 29 vs. ORL	11C Mar. 11 at CHI	12C Mar. 11 at CHI	--	1C(2) Nov. 14 at NOP	4C(2) Jan. 29 vs. ORL	9C(2) Jan. 29 vs. ORL	7C(2) Jan. 15 vs. NOP	13C Dec. 30 at GSW	16C(2) Dec. 11 at MEM	6C Nov. 1 vs. CHI	6C Nov. 10 vs. LAC	7C Jan. 29 vs. ORL	4C Feb. 25 at IND	4C Dec. 11 at MEM	7C Dec. 2 vs. OKC	22C Mar. 11 at CHI
Markieff Morris	23.7 Apr. 14 at OKC	4 Dec. 16 at POR	9 Dec. 16 at POR	2(5) Apr. 14 at OKC	5 Dec. 16 at POR	2(2) Apr. 14 at OKC	2(3) Apr. 14 at OKC	2 Dec. 1 vs. MEM	5(2) Apr. 14 at OKC	5(2) Apr. 14 at OKC	4 Dec. 16 at POR	3 Dec. 14 vs. MIN	1(8) Apr. 14 at OKC	2 Dec. 11 at MEM	3 Dec. 8 at POR	1(3) Apr. 14 at OKC	10 Dec. 16 at POR
Dwight Powell	33.7 Jan. 13 vs. NOP	6 Dec. 28 at MIN	8 Dec. 28 at MIN	1 Oct. 27 vs. BKN	1(3) Apr. 14 at OKC	5(2) Nov. 10 vs. LAC	6(3) Jan. 3 vs. POR	7 Dec. 28 at MIN	7(3) Jan. 5 vs. POR	14 Dec. 28 at MIN	8C Jan. 13 vs. NOP	5(4) Jan. 15 vs. NOP	8 Jan. 7 vs. MIN	3(2) Jan. 13 vs. NOP	4 Jan. 31 at MIN	4C Oct. 30 at MEM	14 Dec. 23 vs. SAS
Olivier-Maxence Prosper	37.3C Apr. 14 at OKC	6C(2) Apr. 12 vs. DET	14C Apr. 14 at OKC	3C Dec. 11 at MEM	6C(2) Apr. 14 at OKC	7C Dec. 22 at HOU	9C Dec. 22 at HOU	5C Dec. 22 at HOU	5C(2) Apr. 14 at OKC	8C Apr. 14 at OKC	3C(2) Jan. 5 vs. POR	3C Jan. 5 vs. POR	5C(3) Apr. 14 at OKC	2C Apr. 12 vs. DET	3C Dec. 22 at HOU	1C(4) Apr. 12 vs. DET	20C Dec. 22 at HOU
P.J. Washington Jr.	43.4 Apr. 7 vs. HOU	12 Apr. 5 vs. GSW	19 Apr. 2 at GSW	5(3) Apr. 5 vs. GSW	10(2) Apr. 2 at GSW	6 Mar. 3 vs. PHI	8 Mar. 14 at OKC	4 Mar. 7 vs. MIA	12C Mar. 26 at SAC	13(2) Apr. 7 vs. HOU	3(6) Apr. 9 at CHA	5(2) Mar. 31 at HOU	4 Mar. 14 at OKC	5C Apr. 5 vs. DET	4(2) Apr. 5 vs. GSW	3(2) Mar. 13 vs. GSW	32 Apr. 5 vs. GSW
Brandon Williams	29.8 Apr. 14 at OKC	8 Apr. 14 at OKC	21C Apr. 14 at OKC	1(3) Apr. 14 at OKC	6 Apr. 14 at OKC	5 Apr. 14 at OKC	6 Apr. 14 at OKC	1(4) Apr. 14 at OKC	4 Apr. 14 at OKC	5 Apr. 14 at OKC	3 Apr. 14 at OKC	1(4) Apr. 14 at OKC	4 Apr. 14 at OKC	1 Jan. 3 vs. POR	3 Apr. 14 at OKC	1 Jan. 5 vs. POR	22 Apr. 14 at OKC
Grant Williams	40.1 Dec. 12 vs. LAL	9 Jan. 27 vs. SAC	16 Jan. 27 vs. SAC	7C(2) Jan. 27 vs. SAC	10(2) Jan. 27 vs. SAC	6 Feb. 5 at PHI	7 Feb. 5 at PHI	5 Dec. 20 vs. LAC	6(3) Feb. 5 at PHI	9 Dec. 20 vs. LAC	7(2) Jan. 15 vs. NOP	6C Dec. 20 vs. LAC	4(4) Jan. 11 vs. NYK	3T(2) Jan. 27 vs. SAC	4 Feb. 3 vs. MIL	3C Dec. 25 at PHX	27C Jan. 27 vs. SAC
Mavericks High Games	265.0 Apr. 7 vs. HOU	56(2) Jan. 5 vs. POR	103 Nov. 18 at MIL	24 Mar. 31 at HOU	53 Nov. 12 at NOP	40 Apr. 7 vs. HOU	45 Apr. 7 vs. HOU	22 Mar. 17 vs. DEN	47 Feb. 14 vs. SAS	67 Mar. 17 vs. DEN	37 Dec. 6 vs. UTA	29 Jan. 15 vs. NOP	34(2) Apr. 7 vs. HOU	13 Mar. 9 at DET	21 Feb. 3 vs. MIL	13 Mar. 13 vs. GSW	148 Jan. 26 at ATL
Mavericks Low Games	240.0(81) Apr. 14 at OKC	31 Jan. 31 at MIN	69 Jan. 29 vs. ORL	6(2) Mar. 13 vs. GSW	27(3) Mar. 13 vs. GSW	5(2) Mar. 31 at HOU	9 Mar. 31 at HOU	3(2) Mar. 19 at SAS	22 Jan. 31 at MIN	38 Nov. 3 at DEN	15 Feb. 25 at IND	9 Apr. 12 vs. DET	9 Feb. 14 vs. SAS	1 Nov. 18 at MIL	4 Nov. 22 at LAL	1(4) Feb. 3 vs. MIL	86 Apr. 14 at OKC
Opponents High Games	265.0 Apr. 7 vs. HOU	54 Apr. 14 at OKC	106 Feb. 12 vs. WAS	21(2) Mar. 1 at BOS	53 Dec. 8 at POR	32 Nov. 10 vs. LAC	41 Jan. 15 vs. NOP	20 Mar. 9 at DET	51 Dec. 22 at HOU	73 Nov. 25 at LAC	38(2) Apr. 14 at OKC	34(2) Apr. 7 vs. HOU	29 Jan. 15 vs. NOP	17 Nov. 14 at NOP	22(2) Jan. 3 vs. POR	12 Dec. 1 vs. MEM	143 Jan. 26 at ATL
Opponents Low Games	240.0(81) Apr. 14 at OKC	33 Apr. 10 at MIA	74 Dec. 28 at MIN	4 Mar. 21 vs. UTA	23 Jan. 15 vs. NOP	7(2) Apr. 12 vs. DET	7 Apr. 2 at GSW	2 Mar. 7 vs. MIA	23 Jan. 29 vs. ORL	41 Mar. 14 at OKC	17 Dec. 16 at POR	9 Feb. 14 vs. SAS	9 Apr. 12 vs. DET	1 Nov. 22 at LAL	6(3) Apr. 12 vs. DET	1(6) Apr. 10 at MIA	92(2) Apr. 10 at MIA

"C" INDICATES A NEW CAREER-HIGH, "T" A TIED CAREER-HIGH.
NUMBERS IN PARENTHESES INDICATE THE NUMBER OF GAMES IN WHICH A PLAYER OR TEAM HAS REACHED A GIVEN TOTAL (IF MORE THAN ONE).

2023-24 REGULAR SEASON GAME-BY-GAME STATS

DATE	GAME	W/L	FG	FGA	PCT	3FG	3FGA	PCT	FT	FTA	PCT	OR	DR	REB	AST	PF	ST	TO	BS	PTS
10/25	Mavericks	W	47	99	0.475	15	47	0.319	17	23	0.739	13	35	48	24	20	6	12	3	126
18,947	at Spurs		46	89	0.517	11	35	0.314	16	22	0.727	9	36	45	33	23	8	19	5	119
10/27	Mavericks	W	44	91	0.484	15	36	0.417	22	28	0.786	8	32	40	20	15	5	9	2	125
20,238	vs. Nets		45	92	0.489	21	43	0.488	9	10	0.900	10	37	47	30	28	5	16	4	120
10/30	Mavericks	W	42	84	0.500	23	47	0.489	18	24	0.750	6	42	48	24	17	4	15	7	125
15,031	at Grizzlies		42	92	0.457	14	37	0.378	12	20	0.600	10	34	44	22	22	9	12	4	110
11/1	Mavericks	W	37	81	0.457	20	48	0.417	20	28	0.714	13	32	45	23	11	7	15	2	114
20,103	vs. Bulls		42	89	0.472	11	33	0.333	10	11	0.909	12	31	43	19	23	10	13	3	105
11/3	Mavericks	L	41	86	0.477	17	42	0.405	15	17	0.882	10	24	34	27	19	12	15	6	114
19,729	at Nuggets		49	93	0.527	13	30	0.433	14	19	0.737	19	32	51	33	17	11	20	6	125
11/5	Mavericks	W	43	91	0.473	14	42	0.333	24	32	0.750	9	38	47	31	19	3	11	6	124
20,052	vs. Hornets		49	99	0.495	8	30	0.267	12	21	0.571	10	33	43	30	25	5	9	2	118
11/6	Mavericks	W	41	82	0.500	15	40	0.375	20	28	0.714	5	26	31	21	20	9	15	6	117
19,409	at Magic		40	85	0.471	8	27	0.296	14	18	0.778	6	32	38	27	24	6	21	4	102
11/8	Mavericks	L	40	84	0.476	17	41	0.415	19	31	0.613	6	32	38	25	21	4	16	6	116
20,063	vs. Raptors		49	99	0.495	11	36	0.306	18	27	0.667	15	35	50	27	25	10	12	4	127
11/10	Mavericks	W	51	98	0.520	19	42	0.452	23	26	0.885	15	26	41	30	23	7	9	1	144
20,377	vs. Clippers		43	88	0.489	8	27	0.296	32	36	0.889	19	28	47	21	27	7	14	2	126
11/12	Mavericks	W	50	102	0.490	20	53	0.377	16	21	0.762	8	34	42	29	19	7	6	6	136
16,302	at Pelicans		47	92	0.511	17	36	0.472	13	22	0.591	13	41	54	31	20	2	18	3	124
11/14	Mavericks	L	38	90	0.422	14	42	0.333	20	26	0.769	16	29	45	25	16	4	20	3	110
16,354	at Pelicans		49	94	0.521	14	38	0.368	19	26	0.731	12	30	42	33	20	17	13	6	131
11/15	Mavericks	W	48	92	0.522	17	42	0.405	17	29	0.586	9	37	46	32	16	6	10	4	130
16,632	at Wizards		43	89	0.483	12	36	0.333	19	23	0.826	8	38	46	23	22	6	12	1	117
11/18	Mavericks	L	51	103	0.495	16	47	0.340	7	10	0.700	11	38	49	27	16	1	12	2	125
18,128	at Bucks		49	94	0.521	17	45	0.378	17	20	0.850	5	36	41	29	16	8	7	3	132
11/19	Mavericks	L	41	88	0.466	12	34	0.353	19	26	0.731	11	29	40	23	15	8	10	2	113
20,211	vs. Kings		48	90	0.533	17	40	0.425	16	21	0.762	14	34	48	34	20	9	13	3	129
11/22	Mavericks	W	38	96	0.396	16	50	0.320	12	16	0.750	11	37	48	21	18	5	4	4	104
18,997	at Lakers		39	84	0.464	11	29	0.379	12	19	0.632	9	42	51	26	17	1	13	2	101
11/25	Mavericks	L	34	91	0.374	9	38	0.237	11	14	0.786	10	27	37	17	24	6	9	5	88
19,370	at Clippers		38	88	0.432	8	29	0.276	23	31	0.742	17	40	57	25	16	2	13	6	107
11/28	Mavericks	W	42	89	0.472	12	34	0.353	25	29	0.862	9	29	38	25	25	5	7	4	121
20,103	vs. Rockets		42	85	0.494	8	29	0.276	23	29	0.793	10	30	40	33	27	2	12	6	115
12/1	Mavericks	L	34	92	0.370	12	39	0.308	14	21	0.667	13	29	42	27	13	9	12	5	94
20,150	vs. Grizzlies		44	90	0.489	11	34	0.324	9	11	0.818	13	39	52	27	23	8	15	12	108
12/2	Mavericks	L	39	87	0.448	19	52	0.365	23	35	0.657	15	32	47	26	21	5	16	12	120
20,277	vs. Thunder		44	100	0.440	20	44	0.455	18	22	0.818	16	34	50	24	24	8	13	5	126
12/6	Mavericks	W	56	101	0.554	22	49	0.449	13	19	0.684	11	36	47	37	14	11	8	5	147
19,877	vs. Jazz		35	87	0.402	12	33	0.364	15	18	0.833	11	32	43	22	20	6	19	3	97
12/8	Mavericks	W	47	91	0.516	12	39	0.308	19	22	0.864	9	33	42	26	23	8	15	5	125
18,762	at Trail Blazers		39	105	0.371	18	53	0.340	16	18	0.889	18	30	48	20	24	9	15	1	112
12/11	Mavericks	W	43	86	0.500	17	40	0.425	17	19	0.895	10	33	43	27	17	8	17	9	120
16,379	at Grizzlies		41	89	0.461	18	44	0.409	13	16	0.813	10	28	38	26	19	9	18	5	113
12/12	Mavericks	W	44	89	0.494	21	43	0.488	18	21	0.857	12	24	36	28	17	7	10	5	127
20,377	vs. Lakers		49	91	0.538	15	29	0.517	12	18	0.667	10	30	40	34	20	4	15	4	125
12/14	Mavericks	L	39	83	0.470	7	32	0.219	16	18	0.889	4	30	34	21	19	6	16	2	101
20,177	vs. Timberwolves		44	88	0.500	14	31	0.452	17	25	0.680	12	33	45	30	19	9	17	4	119
12/16	Mavericks	W	48	97	0.495	16	47	0.340	19	21	0.905	11	36	47	27	17	7	13	2	131
18,439	at Trail Blazers		47	94	0.500	7	32	0.219	19	22	0.864	10	34	44	17	21	8	11	2	120
12/18	Mavericks	L	41	92	0.446	13	38	0.342	9	19	0.474	15	28	43	19	20	2	11	0	104
19,659	at Nuggets		49	87	0.563	14	26	0.538	18	22	0.818	9	37	46	29	19	7	9	4	130
12/20	Mavericks	L	39	91	0.429	14	43	0.326	19	27	0.704	13	23	36	23	19	8	8	3	111
20,310	vs. Clippers		43	77	0.558	11	31	0.355	23	25	0.920	7	37	44	27	22	6	14	4	120
12/22	Mavericks	L	35	101	0.347	7	40	0.175	19	26	0.731	14	33	47	18	17	10	12	1	96
18,055	at Rockets		46	95	0.484	11	38	0.289	19	23	0.826	12	51	63	21	22	7	17	3	122
12/23	Mavericks	W	52	100	0.520	23	45	0.511	17	21	0.810	11	41	52	26	18	7	13	6	144
20,409	vs. Spurs		44	98	0.449	14	45	0.311	17	24	0.708	8	34	42	32	16	9	10	3	119
12/25	Mavericks	W	45	84	0.536	16	44	0.364	22	30	0.733	8	30	38	28	20	7	11	6	128
17,071	at Suns		40	90	0.444	14	41	0.341	20	25	0.800	14	33	47	28	21	5	16	2	114
12/27	Mavericks	L	39	88	0.443	10	37	0.270	22	26	0.846	7	30	37	21	21	12	10	7	110
20,377	vs. Cavaliers		40	92	0.435	17	43	0.395	16	23	0.696	18	39	57	33	21	7	16	4	113
12/28	Mavericks	L	40	90	0.444	14	33	0.424	16	19	0.842	13	26	39	29	27	9	18	3	110
18,024	at Timberwolves		38	74	0.514	17	33	0.515	25	34	0.735	6	32	38	23	21	9	22	10	118
12/30	Mavericks	W	49	88	0.557	16	40	0.400	18	22	0.818	6	37	43	25	14	5	9	2	132
18,064	at Warriors		47	103	0.456	19	48	0.396	9	13	0.692	16	31	47	32	21	8	11	3	122
1/1	Mavericks	L	37	93	0.398	11	40	0.275	5	10	0.500	8	33	41	28	15	6	16	5	90
18,206	at Jazz		49	96	0.510	12	44	0.273	17	18	0.944	7	46	53	37	15	9	13	6	127
1/3	Mavericks	W	42	84	0.500	13	30	0.433	29	41	0.707	7	36	43	25	18	12	12	7	126
20,077	vs. Trail Blazers		34	87	0.391	13	40	0.325	16	22	0.727	10	36	46	23	34	4	22	3	97
1/5	Mavericks	W	56	96	0.583	17	38	0.447	10	15	0.667	10	42	52	35	21	11	17	8	139
20,162	vs. Trail Blazers		39	95	0.411	13	40	0.325	12	17	0.706	10	32	42	27	15	9	19	3	103
1/7	Mavericks	W	43	95	0.453	15	40	0.375	14	20	0.700	15	29	44	20	19	7	11	8	115
20,111	vs. Timberwolves		41	94	0.436	13	41	0.317	13	21	0.619	18	33	51	22	22	6	13	4	108
1/9	Mavericks	L	36	82	0.439	9	27	0.333	22	27	0.815	8	25	33	20	17	9	13	4	103
20,116	vs. Grizzlies		44	91	0.484	14	37	0.378	18	21	0.857	18	36	54	27	18	7	17	3	120
1/11	Mavericks	W	44	88	0.500	17	41	0.415	23	30	0.767	11	27	38	27	19	6	10	2	128
20,040	vs. Knicks		44	89	0.494	14	42	0.333	22	28	0.786	13	32	45	27	25	7	16	2	124
1/13	Mavericks	L	37	82	0.451	15	41	0.366	19	20	0.950	9	25	34	23	25	6	12	1	108
20,155	vs. Pelicans		39	79	0.494	12	30	0.400	28	37	0.757	14	30	44	29	20	7	11	4	118
1/15	Mavericks	W	39	85	0.459	18	43	0.419	29	35	0.829	13	29	42	24	29	4	12	6	125
20,010	vs. Pelicans		41	81	0.506	7	23	0.304	31	41	0.756	8	29	37	21	28	9	10	2	120
1/17	Mavericks	L	42	91	0.462	11	40	0.275	15	18	0.833	11	32	43	26	19	4	15	5	110
18,338	at Lakers		49	91	0.538	12	28	0.429	17	24	0.708	9	36	45	33	15	8	11	1	127

DATE	GAME	W/L	FG	FGA	PCT	3FG	3FGA	PCT	FT	FTA	PCT	OR	DR	REB	AST	PF	ST	TO	BS	PTS
1/22	Mavericks	L	43	97	0.443	14	40	0.350	10	14	0.714	10	38	48	24	20	4	10	4	110
20,277	vs. Celtics		41	88	0.466	15	46	0.326	22	30	0.733	5	39	44	26	20	7	6	8	119
1/24	Mavericks	L	41	89	0.461	17	43	0.395	10	18	0.556	10	23	33	25	16	4	14	3	109
20,202	vs. Suns		51	85	0.600	14	34	0.412	16	22	0.727	11	38	49	30	20	10	16	4	132
1/26	Mavericks	W	51	85	0.600	19	35	0.543	27	32	0.844	6	31	37	28	25	3	13	5	148
16,149	at Hawks		51	97	0.526	15	34	0.441	26	30	0.867	12	24	36	32	24	7	7	2	143
1/27	Mavericks	L	43	98	0.439	16	46	0.348	13	18	0.722	13	30	43	35	24	7	10	2	115
20,373	vs. Kings		43	80	0.538	11	30	0.367	23	30	0.767	6	33	39	27	20	4	14	10	120
1/29	Mavericks	W	43	69	0.623	13	27	0.481	32	43	0.744	3	32	35	27	24	6	15	2	131
20,020	vs. Magic		45	88	0.511	18	38	0.474	21	28	0.750	12	23	35	27	33	7	12	1	129
1/31	Mavericks	L	31	76	0.408	6	29	0.207	19	26	0.731	9	22	31	18	24	4	17	4	87
18,024	at Timberwolves		45	80	0.563	13	30	0.433	18	30	0.600	9	36	45	31	24	6	10	4	121
2/3	Mavericks	L	40	81	0.494	16	39	0.410	21	23	0.913	8	34	42	22	19	9	21	1	117
20,377	vs. Bucks		50	88	0.568	12	30	0.400	17	25	0.680	5	31	36	34	21	13	12	2	129
2/5	Mavericks	W	42	87	0.483	17	43	0.395	17	23	0.739	8	36	44	28	16	6	10	4	118
19,764	at 76ers		40	93	0.430	8	29	0.276	14	20	0.700	16	35	51	20	21	8	12	5	102
2/6	Mavericks	W	46	91	0.505	19	43	0.442	8	13	0.615	6	39	45	25	12	7	11	3	119
17,732	at Nets		41	91	0.451	12	33	0.364	13	15	0.867	8	35	43	33	13	6	10	5	107
2/8	Mavericks	W	43	82	0.524	18	42	0.429	18	23	0.783	6	34	40	30	13	7	9	6	122
19,812	at Knicks		42	94	0.447	14	37	0.378	10	11	0.909	14	32	46	27	19	5	14	2	108
2/10	Mavericks	W	53	91	0.582	15	38	0.395	25	33	0.758	11	43	54	30	23	8	12	3	146
20,277	vs. Thunder		38	98	0.388	17	47	0.362	18	21	0.857	12	28	40	23	23	5	10	4	111
2/12	Mavericks	W	43	96	0.448	9	36	0.250	17	26	0.654	12	44	56	27	18	7	16	12	112
19,921	vs. Wizards		44	106	0.415	7	32	0.219	9	15	0.600	12	40	52	27	25	9	16	7	104
2/14	Mavericks	W	49	92	0.533	11	30	0.367	7	10	0.700	8	47	55	28	14	6	16	10	116
20,311	vs. Spurs		36	100	0.360	10	40	0.250	11	15	0.733	13	31	44	29	9	8	12	7	93
2/22	Mavericks	W	43	90	0.478	19	44	0.432	18	21	0.857	10	29	39	24	21	10	10	5	123
20,377	vs. Suns		40	83	0.482	15	36	0.417	18	24	0.750	11	30	41	20	21	7	16	4	113
2/25	Mavericks	L	41	87	0.471	14	31	0.452	15	21	0.714	8	30	38	15	13	9	16	4	111
17,274	at Pacers		52	93	0.559	14	36	0.389	15	17	0.882	6	40	46	38	16	12	15	0	133
2/27	Mavericks	L	48	91	0.527	14	33	0.424	9	15	0.600	5	31	36	23	12	11	5	6	119
19,432	at Cavaliers		44	83	0.530	20	40	0.500	13	18	0.722	9	38	47	35	12	2	16	4	121
2/28	Mavericks	W	52	96	0.542	15	43	0.349	17	21	0.810	11	39	50	32	20	7	16	10	136
19,800	at Raptors		46	98	0.469	13	35	0.371	20	30	0.667	12	32	44	34	21	11	12	3	125
3/1	Mavericks	L	44	94	0.468	9	34	0.265	13	18	0.722	10	32	42	20	12	4	8	4	110
19,156	at Celtics		52	94	0.553	21	43	0.488	13	13	1.000	9	38	47	33	15	4	9	8	138
3/3	Mavericks	L	40	86	0.465	16	41	0.390	20	23	0.870	12	33	45	20	18	6	17	2	116
20,277	vs. 76ers		40	88	0.455	11	37	0.297	29	31	0.935	13	29	42	26	19	10	9	5	120
3/5	Mavericks	L	45	93	0.484	13	39	0.333	17	21	0.810	9	32	41	23	23	5	9	6	120
20,200	vs. Pacers		50	93	0.538	18	39	0.462	19	24	0.792	9	34	43	34	21	3	9	2	137
3/7	Mavericks	W	40	87	0.460	16	41	0.390	18	23	0.783	10	35	45	27	16	5	10	6	114
20,221	vs. Heat		40	82	0.488	17	38	0.447	11	17	0.647	2	35	37	30	20	7	12	2	108
3/9	Mavericks	W	51	92	0.554	14	38	0.368	26	32	0.813	4	32	36	29	18	13	14	8	142
20,062	at Pistons		45	99	0.455	13	37	0.351	21	25	0.840	20	36	56	27	26	8	20	4	124
3/11	Mavericks	W	51	93	0.548	13	41	0.317	12	15	0.800	10	39	49	33	17	10	6	6	127
21,363	at Bulls		35	89	0.393	7	34	0.206	15	22	0.682	14	29	43	19	12	6	13	2	92
3/13	Mavericks	W	44	82	0.537	6	27	0.222	15	19	0.789	9	33	42	30	16	6	17	13	109
20,411	vs. Warriors		37	92	0.402	9	28	0.321	16	19	0.842	15	27	42	19	20	9	17	3	99
3/14	Mavericks	L	43	84	0.512	12	29	0.414	21	26	0.808	10	30	40	25	20	6	19	2	119
18,203	at Thunder		45	86	0.523	16	39	0.410	20	23	0.870	8	26	34	28	24	10	13	7	126
3/17	Mavericks	W	42	100	0.420	9	35	0.257	14	21	0.667	22	38	60	22	21	5	12	5	107
20,377	vs. Nuggets		37	84	0.440	12	28	0.429	19	22	0.864	6	31	37	26	16	7	8	6	105
3/19	Mavericks	W	44	91	0.484	10	30	0.333	15	17	0.882	3	37	40	31	18	6	9	3	113
18,354	at Spurs		39	89	0.438	14	39	0.359	15	21	0.714	9	39	48	31	14	6	16	10	107
3/21	Mavericks	W	43	86	0.500	10	32	0.313	17	28	0.607	11	32	43	33	20	12	13	3	113
20,277	vs. Jazz		38	83	0.458	4	30	0.133	17	19	0.895	5	33	38	29	23	6	18	3	97
3/25	Mavericks	W	44	92	0.478	12	42	0.286	15	18	0.833	10	37	47	31	17	9	6	7	115
18,206	at Jazz		37	87	0.425	13	39	0.333	18	22	0.818	11	35	46	28	15	6	13	3	105
3/26	Mavericks	W	51	92	0.554	22	39	0.564	8	13	0.615	5	44	49	34	18	10	9	4	132
17,832	at Kings		35	90	0.389	11	30	0.367	15	19	0.789	11	31	42	27	15	6	14	5	96
3/29	Mavericks	W	35	74	0.473	15	35	0.429	22	33	0.667	6	36	42	24	12	4	10	6	107
17,832	at Kings		40	92	0.435	15	32	0.469	8	12	0.667	10	35	45	24	22	9	11	1	103
3/31	Mavericks	W	48	93	0.516	24	47	0.511	5	9	0.556	10	37	47	24	17	7	14	8	125
18,055	at Rockets		39	92	0.424	13	38	0.342	16	19	0.842	12	31	43	22	14	9	12	3	107
4/2	Mavericks	L	39	89	0.438	15	40	0.375	7	11	0.636	8	34	42	27	14	8	15	7	100
18,064	at Warriors		41	90	0.456	15	32	0.469	7	7	1.000	11	41	52	29	18	9	17	4	104
4/4	Mavericks	W	38	94	0.404	18	49	0.367	15	17	0.882	11	42	53	20	17	7	14	7	109
20,211	vs. Hawks		34	85	0.400	13	38	0.342	14	21	0.667	11	45	56	21	22	7	21	2	95
4/5	Mavericks	W	40	84	0.476	12	34	0.353	16	21	0.762	8	33	41	30	17	9	18	9	108
20,425	vs. Warriors		41	93	0.441	12	35	0.343	12	18	0.667	11	33	44	27	19	12	15	5	106
4/7	Mavericks	W	46	85	0.541	15	39	0.385	40	45	0.889	6	41	47	21	26	4	17	6	147
20,317	vs. Rockets		46	93	0.495	17	41	0.415	27	35	0.771	4	28	32	31	34	11	11	6	136
4/9	Mavericks	W	50	93	0.538	17	50	0.340	13	20	0.650	16	39	55	35	19	6	15	7	130
17,425	at Hornets		39	89	0.438	10	32	0.313	16	21	0.762	8	31	39	24	16	8	12	3	104
4/10	Mavericks	W	43	87	0.494	15	44	0.341	10	13	0.769	8	31	39	27	13	8	7	8	111
19,660	at Heat		33	81	0.407	13	30	0.433	13	13	1.000	12	34	46	22	16	3	18	1	92
4/12	Mavericks	L	36	83	0.434	8	29	0.276	9	12	0.750	9	40	49	20	9	5	20	5	89
20,274	vs. Pistons		46	95	0.484	8	31	0.258	7	9	0.778	6	34	40	23	10	11	7	7	107
4/14	Mavericks	L	32	97	0.330	8	39	0.205	14	17	0.824	12	29	41	19	15	8	15	2	86
18,203	at Thunder		54	97	0.557	14	34	0.412	13	16	0.813	11	47	58	38	17	6	15	6	135
	TOTALS	**82**	**3,535**	**7,352**	**0.481**	**1,197**	**3,242**	**0.369**	**1,397**	**1,842**	**0.758**	**797**	**2,724**	**3,521**	**2,106**	**1,500**	**563**	**1,027**	**406**	**9,664**
	OPPONENTS	**82**	**3,522**	**7,413**	**0.475**	**1,075**	**2,921**	**0.368**	**1,364**	**1,772**	**0.770**	**896**	**2,800**	**3,696**	**2,258**	**1,667**	**603**	**1,127**	**331**	**9,483**

	DALLAS MAVERICKS		OPPONENTS	
		-		
Points	73	Luka Dončić at ATL 1/26/24	48	Giannis Antetokounmpo vs. MIL 2/3/24
Points in a Quarter	23	Luka Dončić (2nd) at ATL 1/26/24	23	LaMelo Ball (4th) vs. CHA 11/5/23
Points in a Half	41	Luka Dončić (1st) at ATL 1/26/24	30	Devin Booker (2nd) vs. PHX 1/24/24
Field Goals	25	Luka Dončić at ATL 1/26/24	20	Giannis Antetokounmpo vs. MIL 2/3/24
Field Goal Attempts	33	Luka Dončić at ATL 1/26/24	29	Jaren Jackson Jr. at MEM 12/11/23
Field Goal Percentage	1.000	Daniel Gafford (12-12) at CHA 4/9/24	1.000	Mark Williams (8-8) vs. CHA 11/5/23
3-PT Field Goal	9	Luka Dončić at HOU 3/31/24	8	Grayson Allen at PHX 12/25/23
	9	Tim Hardaway Jr. vs. NOP 1/15/24		
	9	Luka Dončić vs. BKN 10/27/23		
3-PT FG Attempts	17	Luka Dončić at CHA 4/9/24	17	Grayson Allen at PHX 12/25/23
3-PT FG Percentage	1.000	Derrick Jones Jr. (5-5) vs. PHI 3/3/24	1.000	Ben Sheppard (5-5) at IND 2/25/24
			1.000	Damian Lillard (5-5) vs. MIL 2/3/24
Free Throws	18	Luka Dončić vs. ORL 1/29/24	15	Jayson Tatum vs. BOS 1/22/24
Free Throw Attempts	21	Luka Dončić vs. ORL 1/29/24	19	Jayson Tatum vs. BOS 1/22/24
Free Throw Percentage	1.000	Luka Dončić (12-12) at PHX 12/25/23	1.000	Lauri Markkanen (8-8) at UTA 3/25/24
			1.000	Lauri Markkanen (8-8) vs. UTA 3/21/24
			1.000	Cade Cunningham (8-8) at DET 3/9/24
			1.000	Kawhi Leonard (8-8) vs. LAC 11/10/23
Offensive Rebounds	7	Daniel Gafford vs. WAS 2/12/24	9	Jarrett Allen vs. CLE 12/27/23
	7	Dereck Lively II vs. NOP 1/15/24		
	7	Dwight Powell at MIN 12/28/23		
	7	Dereck Lively II vs. CHI 11/1/23		
Defensive Rebounds	17	Luka Dončić at BKN 2/6/24	15	Jalen Johnson vs. ATL 4/4/24
			15	Nikola Vučević vs. CHI 11/1/23
Total Rebounds	18	Luka Dončić at BKN 2/6/24	23	Jarrett Allen vs. CLE 12/27/23
	18	Luka Dončić vs. BOS 1/22/24		
Assists	18	Luka Dončić vs. OKC 12/2/23	16	Tyus Jones vs. WAS 2/12/24
Steals	5	P.J. Washington Jr. vs. GSW 4/5/24	5	Giannis Antetokounmpo vs. MIL 2/3/24
			5	Shai Gilgeous-Alexander vs. OKC 12/2/23
			5	Herb Jones at NOP 11/14/23
Blocks	7	Daniel Gafford vs. GSW 3/13/24	6	Victor Wembanyama at SAS 3/19/24
	7	Dereck Lively II vs. OKC 12/2/23		
Minutes	46:08	Luka Dončić vs. SAC 1/27/24	45:11	Miles McBride at NYK 2/8/24
Points in Paint	26	Luka Dončić at ATL 1/26/24	32	Giannis Antetokounmpo vs. MIL 2/3/24
			32	Giannis Antetokounmpo at MIL 11/18/23
Second Chance Points	9	Luka Dončić at CHA 4/9/24	10	Anthony Davis vs. LAL 12/12/23
	9	Luka Dončić at UTA 3/25/24	10	Nikola Jokic at DEN 11/3/23
	9	Daniel Gafford at OKC 3/14/24		
	9	Kyrie Irving vs. MIN 1/7/24		
Fast Break Points	12	Luka Dončić vs. UTA 12/6/23	13	Jordan Hawkins at NOP 11/14/23
		-		

MAVERICKS HIGHS	MAVERICKS LOWS	CATEGORY	OPPONENTS HIGHS	OPPONENTS LOWS
		-		
148 at ATL 1/26/24	86 at OKC 4/14/24	**Points**	143 at ATL 1/26/24	92 (2) at MIA 4/10/24
47 vs. OKC 2/10/24	17 at HOU 12/22/23	**Points/1st Qtr.**	43 at SAS 10/25/23	16 at CHI 3/11/24
47 vs. LAC 11/10/23	18 at CHI 3/11/24	**Points/2nd Qtr.**	43 at OKC 4/14/24	15 (2) vs. UTA 3/21/24
78 vs. POR 1/3/24	39 at HOU 12/22/23	**Points/1st Half**	82 at OKC 4/14/24	42 (3) vs. UTA 3/21/24
45 vs. SAS 12/23/23	16 at OKC 4/14/24	**Points/3rd Qtr.**	44 at NOP 11/14/23	12 vs. ORL 1/29/24
41 (2) at PHI 2/5/24	11 at UTA 1/1/24	**Points/4th Qtr.**	43 at MIL 11/18/23	14 vs. ATL 4/4/24
82 at ATL 1/26/24	35 at UTA 1/1/24	**Points/2nd Half**	77 at ATL 1/26/24	36 at ORL 11/6/23
		-		
56 (2) vs. POR 1/5/24	31 at MIN 1/31/24	**Field Goals**	54 at OKC 4/14/24	33 at MIA 4/10/24
103 at MIL 11/18/23	69 vs. ORL 1/29/24	**Field Goal Attempts**	106 vs. WAS 2/12/24	74 at MIN 12/28/23
.623 vs. ORL 1/29/24	.330 at OKC 4/14/24	**Field Goal Percentage**	.600 vs. PHX 1/24/24	.360 vs. SAS 2/14/24
		-		
24 at HOU 3/31/24	6 (2) vs. GSW 3/13/24	**3-PT Field Goal**	21 (2) at BOS 3/1/24	4 vs. UTA 3/21/24
53 at NOP 11/12/23	27 (3) vs. GSW 3/13/24	**3-PT FG Attempts**	53 at POR 12/8/23	23 vs. NOP 1/15/24
.564 at SAC 3/26/24	.175 at HOU 12/22/23	**3-PT FG Percentage**	.538 at DEN 12/18/23	.133 vs. UTA 3/21/24
		-		
40 vs. HOU 4/7/24	5 (2) at HOU 3/31/24	**Free Throws**	32 vs. LAC 11/10/23	7 (2) vs. DET 4/12/24
45 vs. HOU 4/7/24	9 at HOU 3/31/24	**Free Throw Attempts**	41 vs. NOP 1/15/24	7 at GSW 4/2/24
.950 vs. NOP 1/13/24	.474 at DEN 12/18/23	**Free Throw Percentage**	1.000 (3) at MIA 4/10/24	.571 vs. CHA 11/5/23
		-		
22 vs. DEN 3/17/24	3 (2) at SAS 3/19/24	**Offensive Rebounds**	20 at DET 3/9/24	2 vs. MIA 3/7/24
47 vs. SAS 2/14/24	22 at MIN 1/31/24	**Defensive Rebounds**	51 at HOU 12/22/23	23 vs. ORL 1/29/24
60 vs. DEN 3/17/24	31 (2) at MIN 1/31/24	**Total Rebounds**	63 at HOU 12/22/23	32 vs. HOU 4/7/24
		-		
37 vs. UTA 12/6/23	15 at IND 2/25/24	**Assists**	38 (2) at OKC 4/14/24	17 at POR 12/16/23
13 at DET 3/9/24	1 at MIL 11/18/23	**Steals**	17 at NOP 11/14/23	1 at LAL 11/22/23
27 vs. NOP 1/15/24	9 vs. DET 4/12/24	**Team Fouls**	30 (2) vs. HOU 4/7/24	8 vs. SAS 2/14/24
29 vs. NOP 1/15/24	9 vs. DET 4/12/24	**Personal Fouls**	34 (2) vs. HOU 4/7/24	9 vs. SAS 2/14/24
21 vs. MIL 2/3/24	4 at LAL 11/22/23	**Turnovers**	22 (2) vs. POR 1/3/24	6 (3) vs. DET 4/12/24
13 vs. GSW 3/13/24	0 at DEN 12/18/23	**Blocks**	12 vs. MEM 12/1/23	0 at IND 2/25/24
		-		
68 vs. GSW 3/13/24	24 vs. CHI 11/1/23	**Points in Paint**	72 (3) at POR 12/16/23	30 at POR 12/8/23
28 at CHA 4/9/24	4 (2) at GSW 4/2/24	**Second Chance Points**	25 at LAC 11/25/23	5 vs. MIA 3/7/24
36 vs. POR 1/5/24	5 at CHA 4/9/24	**Fast Break Points**	46 at NOP 11/14/23	2 vs. OKC 2/10/24
52 vs. UTA 12/6/23	0 (2) at OKC 4/14/24	**Biggest Lead**	58 at OKC 4/14/24	0 (7) at CHI 3/11/24
65 at HOU 12/22/23	10 at PHX 12/25/23	**Bench Points**	85 at OKC 4/14/24	5 at NYK 2/8/24
35 at DET 3/9/24	4 (2) vs. DEN 3/17/24	**Points Off Turnovers**	34 at OKC 3/14/24	4 at LAL 11/22/23
		-		

MAVERICKS RECORD WHEN...	OVERALL	HOME	ROAD
Outrebounding opponent	22-8	11-5	11-3
Outrebounded by opponent	27-23	14-10	13-13
Tied in Rebounding	1-1	0-1	1-0
Shooting better than opponent	37-3	16-3	21-0
Shooting worse than opponent	13-29	9-13	4-16
Shooting same than opponent	0-0	0-0	0-0
More FTM than opponent	28-13	15-8	13-5
Less FTM than opponent	16-15	7-8	9-7
Same FTM than opponent	6-4	3-0	3-4
More 3FGM than opponent	35-10	16-8	19-2
Less 3FGM than opponent	12-18	7-7	5-11
Same 3FGM than opponent	3-4	2-1	1-3
More assists than opponent	26-3	12-2	14-1
Less assists than opponent	18-28	10-13	8-15
Same assists than opponent	6-1	3-1	3-0
More turnovers than opponent	17-16	11-8	6-8
Less turnovers than opponent	28-14	13-7	15-7
Same turnovers than opponent	5-2	1-1	4-1
Bench outscores opponent bench	29-12	12-6	17-6
Opponent bench outscores DAL	20-20	12-10	8-10
Bench scoring equal	1-0	1-0	0-0
Scoring less than 80 points	0-0	0-0	0-0
Scoring between 80-89 points	0-4	0-1	0-3
Scoring between 90-99 points	0-3	0-1	0-2
Scoring between 100-109	6-6	4-4	2-2
Scoring 110 or more points	44-19	21-10	23-9
Opponent scores less than 80	0-0	0-0	0-0
Opponent scores between 80-89	0-0	0-0	0-0
Opponent scores between 90-99	9-0	6-0	3-0
Opponent scores between 100-109	17-4	7-2	10-2
Opponent scores 110 or more	24-28	12-14	12-14

NUMBER OF TIMES RECORDING	POINTS			REB	AST	BLK	STL		
	10+	20+	30+	10+	10+	3+	3+	DD	TD
Greg Brown III	--	--	--	--	--	1	--	--	--
Seth Curry	6	--	--	--	--	--	1	--	--
Dexter Dennis	1	--	--	--	--	--	--	--	--
Luka Dončić	70	65	50	33	37	1	9	49	21
Danté Exum	17	3	--	--	--	--	1	--	--
Alex Fudge	1	--	--	--	--	--	1	--	--
Daniel Gafford	18	3	--	6	--	9	--	6	--
Josh Green	22	3	--	--	--	--	3	--	--
Tim Hardaway Jr.	55	17	6	--	--	--	2	--	--
Jaden Hardy	18	2	--	--	--	--	1	--	--
Richaun Holmes	2	--	--	2	--	--	--	1	--
Kyrie Irving	58	46	13	--	5	1	7	5	--
Derrick Jones Jr.	28	6	--	2	--	5	4	2	--
Maxi Kleber	4	1	--	1	--	2	1	1	--
AJ Lawson	4	--	--	--	--	--	1	--	--
Dereck Lively II	22	4	--	13	--	6	1	8	--
Markieff Morris	1	--	--	--	--	--	--	--	--
Dwight Powell	4	--	--	3	--	1	2	1	--
Olivier-Maxence Prosper	4	1	--	--	--	--	--	--	--
P.J. Washington Jr.	17	4	1	3	--	2	3	2	--
Brandon Williams	1	1	--	--	--	--	--	--	--
Grant Williams	16	2	--	--	--	1	2	--	--

NUMBER OF TIMES LEADING TEAM IN. . . (INCLUDES TIES)	PTS	REB	AST	BLK	STL	MIN
Greg Brown III	--	--	--	3	--	--
Seth Curry	--	--	1	1	3	--
Dexter Dennis	--	--	1	2	--	--
Luka Dončić	55	42	63	13	27	53
Danté Exum	--	1	5	3	3	1
Alex Fudge	--	--	--	--	1	--
Daniel Gafford	--	5	--	15	5	--
Josh Green	1	1	2	3	13	2
Tim Hardaway Jr.	3	1	1	2	8	2
Jaden Hardy	1	1	4	3	3	1
Richaun Holmes	--	2	1	4	--	--
Kyrie Irving	19	7	14	6	23	19
Derrick Jones Jr.	1	2	--	19	13	--
Maxi Kleber	--	1	--	12	3	--
AJ Lawson	--	--	--	1	1	--
Dereck Lively II	--	17	--	31	9	--
Markieff Morris	--	--	1	2	1	--
Dwight Powell	--	7	4	14	4	--
Olivier-Maxence Prosper	1	1	--	1	1	3
P.J. Washington Jr.	1	4	--	4	7	--
Brandon Williams	1	--	1	--	--	--
Grant Williams	2	2	1	17	3	1

STARTING LINEUPS

LAST USED	GAME	FORWARD	FORWARD	CENTER	GUARD	GUARD	RECORD
10/25	at Spurs	Derrick Jones Jr.	Grant Williams	Maxi Kleber	Luka Dončić	Kyrie Irving	1-0
11/8	vs. Raptors	Derrick Jones Jr.	Grant Williams	Dwight Powell	Kyrie Irving	Luka Dončić	0-1
11/22	at Lakers	Derrick Jones Jr.	Grant Williams	Dereck Lively II	Kyrie Irving	Luka Dončić	6-4
11/25	at Clippers	Derrick Jones Jr.	Grant Williams	Richaun Holmes	Kyrie Irving	Luka Dončić	0-1
11/28	vs. Rockets	Josh Green	Grant Williams	Dereck Lively II	Kyrie Irving	Luka Dončić	1-0
12/1	vs. Grizzlies	Derrick Jones Jr.	Grant Williams	Dereck Lively II	Josh Green	Kyrie Irving	0-1
12/2	vs. Thunder	Derrick Jones Jr.	Grant Williams	Dereck Lively II	Seth Curry	Luka Dončić	0-1
12/11	at Grizzlies	Danté Exum	Derrick Jones Jr.	Dereck Lively II	Seth Curry	Luka Dončić	1-0
12/12	vs. Lakers	Danté Exum	Grant Williams	Dereck Lively II	Seth Curry	Luka Dončić	1-0
12/16	at Trail Blazers	Derrick Jones Jr.	Grant Williams	Dereck Lively II	Danté Exum	Luka Dončić	1-1
12/20	vs. Clippers	Derrick Jones Jr.	Grant Williams	Dwight Powell	Danté Exum	Luka Dončić	0-2
12/22	at Rockets	Derrick Jones Jr.	Grant Williams	Markieff Morris	Jaden Hardy	Tim Hardaway Jr.	0-1
12/23	vs. Spurs	Tim Hardaway Jr.	Derrick Jones Jr.	Grant Williams	Danté Exum	Luka Dončić	1-0
12/27	vs. Cavaliers	Tim Hardaway Jr.	Derrick Jones Jr.	Dereck Lively II	Danté Exum	Luka Dončić	1-1
12/28	at Timberwolves	Derrick Jones Jr.	Grant Williams	Dereck Lively II	Jaden Hardy	Danté Exum	0-1
12/30	at Warriors	Danté Exum	Derrick Jones Jr.	Dereck Lively II	Jaden Hardy	Luka Dončić	1-0
1/1	at Jazz	Danté Exum	Derrick Jones Jr.	Dereck Lively II	Kyrie Irving	Luka Dončić	2-1
1/5	vs. Trail Blazers	Josh Green	Derrick Jones Jr.	Dwight Powell	Jaden Hardy	Kyrie Irving	1-0
1/9	vs. Grizzlies	Josh Green	Derrick Jones Jr.	Dwight Powell	Kyrie Irving	Luka Dončić	1-1
1/13	vs. Pelicans	Josh Green	Derrick Jones Jr.	Dwight Powell	Tim Hardaway Jr.	Kyrie Irving	1-1
1/15	vs. Pelicans	Josh Green	Maxi Kleber	Dereck Lively II	Tim Hardaway Jr.	Kyrie Irving	1-0
1/17	at Lakers	Tim Hardaway Jr.	Derrick Jones Jr.	Dereck Lively II	Luka Dončić	Kyrie Irving	0-1
1/22	vs. Celtics	Josh Green	Derrick Jones Jr.	Dereck Lively II	Kyrie Irving	Luka Dončić	1-1
1/26	at Hawks	Derrick Jones Jr.	Grant Williams	Dereck Lively II	Josh Green	Luka Dončić	4-1
1/27	vs. Kings	Josh Green	Grant Williams	Dereck Lively II	Jaden Hardy	Luka Dončić	0-1
1/29	vs. Magic	Josh Green	Josh Green	Dereck Lively II	Luka Dončić	Luka Dončić	1-0
1/31	at Timberwolves	Josh Green	Grant Williams	Richaun Holmes	Jaden Hardy	Tim Hardaway Jr.	0-1
2/3	vs. Bucks	Derrick Jones Jr.	Grant Williams	Maxi Kleber	Josh Green	Luka Dončić	0-1
2/10	vs. Thunder	Josh Green	Derrick Jones Jr.	Maxi Kleber	Kyrie Irving	Luka Dončić	4-0
2/14	vs. Spurs	Josh Green	P.J. Washington Jr.	Daniel Gafford	Kyrie Irving	Luka Dončić	2-0
3/5	vs. Pacers	Josh Green	P.J. Washington Jr.	Dereck Lively II	Kyrie Irving	Luka Dončić	2-5
4/5	vs. Warriors	Derrick Jones Jr.	P.J. Washington Jr.	Daniel Gafford	Danté Exum	Kyrie Irving	1-1
4/10	at Heat	Derrick Jones Jr.	P.J. Washington Jr.	Daniel Gafford	Kyrie Irving	Luka Dončić	15-1
4/12	vs. Pistons	Derrick Jones Jr.	P.J. Washington Jr.	Daniel Gafford	Tim Hardaway Jr.	Danté Exum	0-1
4/14	at Thunder	Josh Green	Olivier-Maxence Prosper	Dwight Powell	Tim Hardaway Jr.	Jaden Hardy	0-1

GAMES MISSED DUE TO INJURIES/SUSPENSIONS

NAME	INJURY/ILLNESS	DATES OUT	GAMES MISSED
Greg Brown III		12/1; 12/12; 1/7	3
Seth Curry		11/5 through 11/8/23; 12/20; 12/23; 1/1; 1/24 through 1/26/24; 2/3 through 2/6/24	11
Dexter Dennis		12/12 through 12/18/23	4
Luka Dončić	Left Calf; Strain	10/25	1
Danté Exum		11/6	1
	Right Foot; Sprain	4/14	1
Alex Fudge		4/4 through 4/9/24	4
Josh Green	Right Elbow; Sprain	12/27	1
	Right Ankle; Sprain	3/26	1
Jaden Hardy		10/25 through 10/27/23; 12/8; 12/27; 2/28; 3/3; 3/7; 3/29	8
Richaun Holmes		10/25 through 11/6/23; 11/10; 12/8 through 12/11/23; 12/20; 12/23 through 12/30/23; 1/7; 1/11 through 1/22/24; 2/3; 2/6	24
Kyrie Irving	Right Thumb; Sprain	2/6	1
Derrick Jones Jr.	Left Shoulder; Sprain	4/14	1
Maxi Kleber	Right Small Toe; Dislocation	1/9; 2/6	2
	Right Knee; Soreness	3/25	1
	Back; Spasms	4/5	1
AJ Lawson		12/27 through 12/30/23; 1/7; 1/11; 1/22; 1/26; 2/3; 2/6; 3/7; 3/14 through 3/19/24; 3/29; 4/2; 4/7	16
Markieff Morris		10/25 through 11/1/23; 11/5 through 11/10/23; 11/14 through 11/15/23; 11/22 through 12/1/23; 12/23 through 12/27/23; 12/30/23 through 1/1/24; 1/7; 1/13 through 1/27/24; 1/31 through 2/6/24; 2/10 through 2/22/24; 2/27 through 3/7/24; 3/13 through 3/25/24; 3/29; 4/2 through 4/7/24	52
Dwight Powell	Illness	10/25	1
		12/1; 12/12; 1/22; 2/12; 2/27 through 2/28/24; 3/3; 3/7; 3/14 through 3/19/24; 3/29; 4/7 through 4/10/24	15
Olivier-Maxence Prosper		10/27 through 11/1/23; 11/5 through 11/8/23; 11/22; 11/28; 12/27 through 12/30/23; 1/7; 1/15; 1/22; 1/27; 2/6; 3/3; 3/17; 4/2; 4/5 through 4/7/24	21
Brandon Williams		12/28 through 12/30/23; 1/7; 1/11 through 1/15/24; 1/22; 1/26 through 1/27/24; 2/3; 2/6; 4/5 through 4/7/24	13
Grant Williams	Right Ankle; Sprain	1/7	1
		TOTAL GAMES MISSED	184

				MAVERICKS									OPPONENTS									
DATE	OPPONENT	OVERALL REC	W/L	1ST	2ND	1ST HALF	3RD	4TH	2ND HALF	1ST OT	BIGGEST LEAD	TOTAL	1ST	2ND	1ST HALF	3RD	4TH	2ND HALF	1ST OT	BIGGEST LEAD	TOTAL	POINT DIFF.
10/25	at San Antonio	1-0	W	36	28	64	32	30	62	--	7	126	43	25	68	23	28	51	--	12	119	7
10/27	Brooklyn	2-0	W	26	31	57	31	37	68	--	5	125	25	34	59	30	31	61	--	7	120	5
10/30	at Memphis	3-0	W	30	37	67	30	28	58	--	17	125	36	25	61	25	24	49	--	8	110	15
11/1	Chicago	4-0	W	26	23	49	32	33	65	--	10	114	23	27	50	33	22	55	--	6	105	9
11/3	at Denver	4-1	L	24	31	55	32	27	59	--	4	114	40	30	70	32	23	55	--	20	125	-11
11/5	Charlotte	5-1	W	26	24	50	33	41	74	--	7	124	31	31	62	22	34	56	--	15	118	6
11/6	at Orlando	6-1	W	27	26	53	33	31	64	--	15	117	33	33	66	17	19	36	--	15	102	15
11/8	Toronto	6-2	L	33	25	58	30	28	58	--	9	116	27	35	62	37	28	65	--	15	127	-11
11/10	LA Clippers	7-2	W	30	47	77	38	29	67	--	32	144	33	18	51	38	37	75	--	12	126	18
11/12	at New Orleans	8-2	W	34	33	67	42	27	69	--	29	136	27	27	54	31	39	70	--	3	124	12
11/14	at New Orleans	8-3	L	26	28	54	31	25	56	--	5	110	33	37	70	44	17	61	--	33	131	-21
11/15	at Washington	9-3	W	41	30	71	33	26	59	--	27	130	26	25	51	32	34	66	--	2	117	13
11/18	at Milwaukee	9-4	L	34	24	58	40	27	67	--	12	125	33	27	60	29	43	72	--	11	132	-7
11/19	Sacramento	9-5	L	36	29	65	31	17	48	--	2	113	35	35	70	37	22	59	--	21	129	-16
11/22	at LA Lakers	10-5	W	29	33	62	29	13	42	--	20	104	25	21	46	25	30	55	--	3	101	3
11/25	at LA Clippers	10-6	L	18	27	45	17	26	43	--	2	88	29	27	56	23	28	51	--	24	107	-19
11/28	Houston	11-6	W	29	25	54	30	37	67	--	14	121	22	28	50	38	27	65	--	9	115	6
12/1	Memphis	11-7	L	20	24	44	28	22	50	--	3	94	28	31	59	20	29	49	--	21	108	-14
12/2	Oklahoma City	11-8	L	27	29	56	28	36	64	--	6	120	33	39	72	35	19	54	--	24	126	-6
12/6	Utah	12-8	W	40	34	74	35	38	73	--	52	147	29	22	51	23	23	46	--	0	97	50
12/8	at Portland	13-8	W	37	34	71	26	28	54	--	19	125	22	38	60	30	22	52	--	0	112	13
12/11	at Memphis	14-8	W	29	38	67	29	24	53	--	21	120	24	27	51	28	34	62	--	5	113	7
12/12	LA Lakers	15-8	W	34	37	71	22	34	56	--	15	127	26	35	61	34	30	64	--	4	125	2
12/14	Minnesota	15-9	L	30	30	60	22	19	41	--	15	101	26	33	59	28	32	60	--	22	119	-18
12/16	at Portland	16-9	W	36	38	74	36	21	57	--	18	131	39	24	63	36	21	57	--	8	120	11
12/18	at Denver	16-10	L	20	39	59	21	24	45	--	0	104	28	40	68	30	32	62	--	36	130	-26
12/20	LA Clippers	16-11	L	22	34	56	27	28	55	--	3	111	35	32	67	18	35	53	--	22	120	-9
12/22	at Houston	16-12	L	17	22	39	21	36	57	--	1	96	23	33	56	33	33	66	--	38	122	-26
12/23	San Antonio	17-12	W	40	32	72	45	27	72	--	41	144	29	37	66	20	33	53	--	5	119	25
12/25	at Phoenix	18-12	W	36	28	64	27	37	64	--	15	128	24	30	54	38	22	60	--	6	114	14
12/27	Cleveland	18-13	L	39	30	69	21	20	41	--	20	110	27	27	54	28	31	59	--	6	113	-3
12/28	at Minnesota	18-14	L	26	30	56	35	19	54	--	3	110	37	24	61	37	20	57	--	18	118	-8
12/30	at Golden State	19-14	W	34	29	63	38	31	69	--	16	132	26	28	54	35	33	68	--	4	122	10
1/1	at Utah	19-15	L	26	29	55	24	11	35	--	3	90	37	25	62	31	34	65	--	39	127	-37
1/3	Portland	20-15	W	35	43	78	24	24	48	--	38	126	25	22	47	27	23	50	--	0	97	29
1/5	Portland	21-15	W	38	24	62	40	37	77	--	39	139	26	27	53	16	34	50	--	5	103	36
1/7	Minnesota	22-15	W	30	30	60	31	24	55	--	9	115	29	27	56	26	26	52	--	6	108	7
1/9	Memphis	22-16	L	22	31	53	30	20	50	--	7	103	29	39	68	35	17	52	--	22	120	-17
1/11	New York	23-16	W	44	30	74	27	27	54	--	21	128	26	29	55	31	38	69	--	0	124	4
1/13	New Orleans	23-17	L	20	34	54	27	27	54	--	5	108	29	20	49	39	30	69	--	12	118	-10
1/15	New Orleans	24-17	W	33	26	59	33	33	66	--	16	125	17	42	59	40	21	61	--	10	120	5
1/17	at LA Lakers	24-18	L	26	27	53	27	30	57	--	7	110	32	23	55	42	30	72	--	24	127	-17
1/22	Boston	24-19	L	26	33	59	24	27	51	--	7	110	24	41	65	29	25	54	--	16	119	-9
1/24	Phoenix	24-20	L	34	24	58	20	31	51	--	16	109	25	32	57	43	32	75	--	29	132	-23
1/26	at Atlanta	25-20	W	27	39	66	42	40	82	--	11	148	31	35	66	36	41	77	--	6	143	5
1/27	Sacramento	25-21	L	25	24	49	26	40	66	--	8	115	29	34	63	31	26	57	--	23	120	-5
1/29	Orlando	26-21	W	26	35	61	35	35	70	--	7	131	35	42	77	12	40	52	--	16	129	2
1/31	at Minnesota	26-22	L	21	27	48	22	17	39	--	4	87	24	28	52	31	38	69	--	36	121	-34
2/3	Milwaukee	26-23	L	44	21	65	27	25	52	--	25	117	20	40	60	33	36	69	--	15	129	-12
2/5	at Philadelphia	27-23	W	26	27	53	24	41	65	--	22	118	33	24	57	17	28	45	--	11	102	16
2/6	at Brooklyn	28-23	W	31	34	65	30	24	54	--	23	119	24	23	47	30	30	60	--	3	107	12
2/8	at New York	29-23	W	28	31	59	28	35	63	--	20	122	22	26	48	23	37	60	--	0	108	14
2/10	Oklahoma City	30-23	W	47	24	71	39	36	75	--	41	146	30	32	62	27	22	49	--	0	111	35
2/12	Washington	31-23	W	26	25	51	27	34	61	--	8	112	22	36	58	30	16	46	--	11	104	8
2/14	San Antonio	32-23	W	25	31	56	32	28	60	--	29	116	32	19	51	14	28	42	--	15	93	23
2/22	Phoenix	33-23	W	32	28	60	36	27	63	--	15	123	33	30	63	28	22	50	--	11	113	10
2/25	at Indiana	33-24	L	32	28	60	31	20	51	--	6	111	32	35	67	33	33	66	--	22	133	-22
2/27	at Cleveland	33-25	L	24	32	56	26	37	63	--	10	119	23	37	60	23	38	61	--	15	121	-2
2/28	at Toronto	34-25	W	36	30	66	40	30	70	--	15	136	34	33	67	25	33	58	--	7	125	11
3/1	at Boston	34-26	L	32	27	59	31	20	51	--	3	110	38	28	66	36	36	72	--	28	138	-28
3/3	Philadelphia	34-27	L	22	29	51	25	40	65	--	11	116	32	24	56	34	30	64	--	18	120	-4
3/5	Indiana	34-28	L	32	38	70	18	32	50	--	6	120	35	39	74	32	31	63	--	20	137	-17
3/7	Miami	35-28	W	28	26	54	37	23	60	--	11	114	36	22	58	25	25	50	--	15	108	6
3/9	at Detroit	36-28	W	35	34	69	35	38	73	--	25	142	33	32	65	23	36	59	--	2	124	18
3/11	at Chicago	37-28	W	44	18	62	36	29	65	--	37	127	16	26	42	22	28	50	--	0	92	35
3/13	Golden State	38-28	W	27	21	48	28	33	61	--	18	109	27	15	42	28	29	57	--	4	99	10
3/14	at Oklahoma City	38-29	L	27	36	63	24	32	56	--	3	119	33	32	65	30	31	61	--	11	126	-7
3/17	Denver	39-29	W	30	28	58	26	23	49	--	13	107	34	27	61	18	26	44	--	8	105	2
3/19	at San Antonio	40-29	W	38	27	65	26	22	48	--	13	113	30	26	56	28	23	51	--	4	107	6
3/21	Utah	41-29	W	26	27	53	30	30	60	--	19	113	27	15	42	31	24	55	--	7	97	16
3/25	at Utah	42-29	W	37	24	61	27	27	54	--	13	115	41	25	66	22	17	39	--	8	105	10
3/26	at Sacramento	43-29	W	31	27	58	38	36	74	--	39	132	28	25	53	23	20	43	--	5	96	36
3/29	at Sacramento	44-29	W	26	25	51	22	34	56	--	4	107	34	26	60	22	21	43	--	15	103	4
3/31	at Houston	45-29	W	36	30	66	25	34	59	--	29	125	24	21	45	28	34	62	--	5	107	18
4/2	at Golden State	45-30	L	27	22	49	25	26	51	--	9	100	28	21	49	31	24	55	--	13	104	-4
4/4	Atlanta	46-30	W	25	40	65	28	16	44	--	17	109	31	26	57	24	14	38	--	8	95	14
4/5	Golden State	47-30	W	31	21	52	27	29	56	--	16	108	32	22	54	22	30	52	--	4	106	2
4/7	Houston	48-30	W	27	39	66	32	31	63	18	11	147	42	29	71	35	23	58	7	22	136	11
4/9	at Charlotte	49-30	W	36	33	69	28	33	61	--	27	130	18	29	47	36	21	57	--	1	104	26
4/10	at Miami	50-30	W	33	36	69	19	23	42	--	25	111	24	23	47	27	18	45	--	4	92	19
4/12	Detroit	50-31	L	21	25	46	22	21	43	--	2	89	27	26	53	27	27	54	--	18	107	-18
4/14	at Oklahoma City	50-32	L	22	19	41	16	29	45	--	0	86	39	43	82	26	27	53	--	58	135	-49
	2023-24 TOTALS	**50-32**	**--**	**2,469**	**2,428**	**4,897**	**2,402**	**2,347**	**4,749**	**18**	**--**	**9,664**	**2,409**	**2,388**	**4,797**	**2,371**	**2,308**	**4,679**	**7**	**--**	**9,483**	**181**
	AVG/GAME	**--**	**--**	**30.1**	**29.6**	**59.7**	**29.3**	**28.6**	**57.9**	**18.0**	**15.0**	**117.9**	**29.4**	**29.1**	**58.5**	**28.9**	**28.1**	**57.1**	**7.0**	**13.0**	**115.6**	**2.2**

	ATL	BKN	BOS	CHA	CHI	CLE	DAL	DEN	DET	GSW	HOU	IND	LAC	LAL	MEM	MIA	MIL	MIN	NOP	NYK	OKC	ORL	PHI	PHX	POR	SAC	SAS	TOR	UTA	WAS	W	L	PCT
BOS	2	4	--	2	3	2	2	0	3	1	2	3	1	1	2	3	2	1	2	4	1	2	3	2	2	2	2	4	2	4	64	18	.780
OKC	1	1	1	2	2	2	3	3	1	3	2	0	2	1	3	2	1	2	2	2	--	2	0	3	4	2	3	2	3	2	57	25	.695
DEN	2	2	2	2	2	1	2	--	2	4	1	2	2	3	4	2	1	2	2	1	1	0	1	1	4	1	3	2	3	2	57	25	.695
MIN	1	2	1	1	0	1	3	2	2	3	3	2	3	3	4	2	1	--	2	1	2	1	1	0	4	1	3	1	4	2	56	26	.683
LAC	1	1	1	2	2	1	2	2	2	3	2	1	--	1	3	2	0	1	1	1	1	2	1	3	4	2	3	2	2	2	51	31	.622
NYK	2	4	1	4	3	2	0	1	3	1	1	1	1	1	2	2	2	1	0	--	0	1	3	1	2	2	1	4	1	3	50	32	.610
DAL	**2**	**2**	**0**	**2**	**2**	**0**	**--**	**1**	**1**	**3**	**3**	**0**	**1**	**2**	**2**	**2**	**0**	**1**	**2**	**2**	**1**	**2**	**1**	**2**	**4**	**2**	**4**	**1**	**3**	**2**	**50**	**32**	**.610**
PHX	1	1	0	2	2	2	1	2	2	3	2	1	1	2	2	2	1	3	2	1	0	1	1	--	3	3	1	1	4	2	49	33	.598
NOP	1	2	0	2	0	1	2	1	2	2	2	1	3	1	2	1	1	2	--	2	1	0	2	1	3	5	3	2	2	2	49	33	.598
MIL	2	3	2	4	3	2	2	1	4	1	1	1	2	0	0	2	--	1	1	3	1	2	3	1	1	1	2	1	0	2	49	33	.598
CLE	3	3	1	1	3	--	2	1	4	2	1	2	1	0	2	1	2	1	1	1	0	2	2	0	1	1	2	2	2	4	48	34	.585
PHI	2	2	1	4	1	2	1	1	4	0	2	1	1	1	1	2	0	1	0	1	2	3	--	1	1	1	2	4	1	4	47	35	.573
ORL	1	2	1	3	4	2	0	2	4	0	1	2	0	1	1	1	2	1	2	3	0	--	0	1	2	0	2	3	2	4	47	35	.573
LAL	1	1	1	2	1	2	1	0	2	1	2	1	3	--	3	0	2	1	3	1	3	1	1	3	3	0	2	2	2	2	47	35	.573
IND	4	2	2	2	1	2	2	0	4	1	2	--	1	1	1	2	4	0	1	2	2	1	2	1	0	1	1	2	1	2	47	35	.573
SAC	2	2	0	1	1	1	2	3	1	2	0	1	2	4	3	0	1	2	0	0	2	2	1	2	2	--	3	2	3	1	46	36	.561
MIA	3	2	0	4	2	3	0	0	4	1	2	1	0	2	1	--	1	0	1	1	0	3	2	0	2	2	2	3	1	3	46	36	.561
GSW	1	2	1	2	1	0	1	0	2	--	3	1	1	3	2	1	1	0	1	1	1	2	2	1	4	2	3	1	4	2	46	36	.561
HOU	0	1	0	2	1	1	1	3	2	0	--	0	1	2	3	0	1	0	2	1	2	1	0	2	3	3	3	1	3	2	41	41	.500
CHI	2	0	0	4	--	1	0	0	2	1	1	3	0	1	2	2	1	2	2	1	0	0	2	0	2	1	3	2	2	2	39	43	.476
ATL	--	1	2	1	1	1	0	0	3	1	2	0	1	1	1	1	1	1	1	1	1	3	2	1	1	0	2	2	1	3	36	46	.439
BKN	3	--	0	1	3	1	0	0	3	0	1	1	1	1	1	2	0	0	0	0	1	2	2	1	0	0	1	3	1	3	32	50	.390
UTA	1	1	0	1	0	0	1	1	2	0	1	1	2	1	2	1	2	0	2	1	1	0	1	0	3	0	2	2	--	2	31	51	.378
MEM	1	1	0	0	0	0	2	0	3	1	1	1	1	1	--	1	2	0	2	0	0	1	1	1	1	0	3	1	1	1	27	55	.329
TOR	2	1	0	3	2	1	1	0	1	1	1	2	0	0	1	1	2	1	0	0	0	0	0	1	0	0	1	--	0	3	25	57	.305
SAS	0	1	0	1	0	0	0	1	2	1	1	1	0	1	1	0	0	1	1	1	1	0	0	3	2	0	--	1	1	1	22	60	.268
POR	1	2	0	1	0	1	0	0	1	0	1	2	0	0	3	0	1	0	0	0	0	0	1	1	--	1	1	2	1	1	21	61	.256
CHA	3	2	1	--	0	2	0	0	0	0	0	2	0	0	2	0	0	1	0	0	0	1	0	0	1	1	1	1	1	2	21	61	.256
WAS	1	1	0	2	1	0	0	0	2	0	0	1	0	0	1	1	1	0	0	0	0	0	0	0	1	1	1	1	0	--	15	67	.183
DET	0	1	0	3	2	0	1	0	--	0	0	0	0	0	0	0	0	0	0	0	1	0	0	0	1	1	0	2	0	2	14	68	.171

	Points Per Game	Team	G	FG	FT	PTS	AVG
1	L. Dončić	DAL	70	804	478	2,370	33.9
2	G. Antetokounmpo	MIL	73	837	514	2,222	30.4
3	S. Gilgeous-Alexander	OKC	75	796	567	2,254	30.1
4	J. Brunson	NYK	77	790	421	2,212	28.7
5	K. Durant	PHX	75	751	362	2,032	27.1
6	D. Booker	PHX	68	642	405	1,841	27.1
7	J. Tatum	BOS	74	672	414	1,987	26.9
8	D. Fox	SAC	74	720	312	1,966	26.6
9	S. Curry	GSW	74	650	299	1,956	26.4
10	N. Jokic	DEN	79	822	358	2,085	26.4
11t	T. Maxey	PHI	70	638	328	1,816	25.9
11t	A. Edwards	MIN	79	718	423	2,049	25.9
13	L. James	LAL	71	685	303	1,822	25.7
14	K. Irving	DAL	58	562	190	1,487	25.6
15	A. Davis	LAL	76	713	421	1,876	24.7
16	D. Lillard	MIL	73	541	473	1,775	24.3
17	D. DeRozan	CHI	79	650	522	1,897	24.0
18	K. Leonard	LAC	68	610	253	1,613	23.7
19	J. Brown	BOS	70	627	211	1,610	23.0
20	Z. Williamson	NOP	70	624	347	1,601	22.9
21	C. Cunningham	DET	62	524	238	1,405	22.7
22	P. George	LAC	74	582	264	1,671	22.6
23	P. Banchero	ORL	80	640	405	1,804	22.6
24	J. Jackson Jr.	MEM	66	516	337	1,486	22.5
25	D. Murray	ATL	78	672	208	1,753	22.5
26	C. Thomas	BKN	66	526	286	1,482	22.5
27	K. Kuzma	WAS	70	608	186	1,553	22.2
28	K. Towns	MIN	62	479	255	1,349	21.8
29	P. Siakam	TOR, IND	80	681	290	1,737	21.7
30	V. Wembanyama	SAS	71	551	292	1,522	21.4
31	J. Murray	DEN	59	474	157	1,250	21.2
32	A. Sengun	HOU	63	527	244	1,331	21.1
33	Miles Bridges	CHA	69	559	174	1,449	21.0
34	B. Ingram	NOP	64	500	246	1,332	20.8
35	J. Butler	MIA	60	396	394	1,246	20.8
36	R. Barrett	NYK, TOR	58	436	208	1,170	20.2
37	T. Haliburton	IND	69	500	194	1,389	20.1
38	C. McCollum	NOP	66	484	115	1,322	20.0
39	S. Barnes	TOR	60	447	196	1,191	19.9
40	T. Rozier	CHA, MIA	61	442	172	1,205	19.8

	Rebounds Per Game	Team	G	OFF	DEF	TOT	AVG
1	D. Sabonis	SAC	82	294	826	1,120	13.7
2	R. Gobert	MIN	76	285	697	982	12.9
3	A. Davis	LAL	76	239	722	961	12.6
4	N. Jokic	DEN	79	223	753	976	12.4
5	J. Duren	DET	61	192	517	709	11.6
6	G. Antetokounmpo	MIL	73	196	645	841	11.5
7	J. Nurkić	PHX	76	224	613	837	11.0
8t	V. Wembanyama	SAS	71	161	594	755	10.6
8t	C. Capela	ATL	73	335	441	776	10.6
10	N. Vučević	CHI	76	210	591	801	10.5
11	J. Allen	CLE	77	243	568	811	10.5
12	B. Adebayo	MIA	71	159	578	737	10.4
13	N. Claxton	BKN	71	193	513	706	9.9
14	A. Sengun	HOU	63	183	406	589	9.3
15	L. Dončić	DAL	70	59	588	647	9.2
16	I. Zubac	LAC	68	196	430	626	9.2
17	A. Drummond	CHI	79	265	443	708	9.0
18	J. Valanciunas	NOP	82	186	535	721	8.8
19	J. Collins	UTA	68	157	418	575	8.5
20	I. Hartenstein	NYK	75	244	382	626	8.3
21	J. Hart	NYK	81	128	547	675	8.3
22	K. Towns	MIN	62	94	421	515	8.3
23	S. Barnes	TOR	60	141	353	494	8.2
24	J. Tatum	BOS	74	67	534	601	8.1
25	J. Smith Jr.	HOU	76	139	477	616	8.1
26	N. Richards	CHA	67	172	367	539	8.0
27	C. Holmgren	OKC	82	129	519	648	7.9
28	D. Gafford	WAS, DAL	74	195	367	562	7.6
29	W. Kessler	UTA	64	165	316	481	7.5
30	B. Portis	MIL	82	142	465	607	7.4
31	Miles Bridges	CHA	69	71	434	505	7.3
32	L. James	LAL	71	61	457	518	7.3
33	D. Avdija	WAS	75	84	456	540	7.2
34t	P. Siakam	TOR, IND	80	139	426	565	7.1
34t	J. Walker	POR	72	151	357	508	7.1
36	M. Porter Jr.	DEN	81	106	459	565	7.0
37	P. Banchero	ORL	80	82	472	554	6.9
38	M. Turner	IND	77	113	420	533	6.9
39	K. Kuzma	WAS	70	62	403	465	6.6
40	K. Durant	PHX	75	41	454	495	6.6

	Assists Per Game	Team	G	AST	AVG
1	T. Haliburton	IND	69	752	10.9
2	L. Dončić	DAL	70	686	9.8
3	N. Jokic	DEN	79	708	9.0
4	J. Harden	PHI, LAC	72	614	8.5
5	L. James	LAL	71	589	8.3
6	D. Sabonis	SAC	82	673	8.2
7	F. VanVleet	HOU	73	589	8.1
8	C. Cunningham	DET	62	464	7.5
9	Tyus Jones	WAS	66	485	7.3
10	D. Lillard	MIL	73	508	7.0
11	D. Booker	PHX	68	472	6.9
12	C. Paul	GSW	58	393	6.8
13	J. Brunson	NYK	77	519	6.7
14	G. Antetokounmpo	MIL	73	476	6.5
15	J. Murray	DEN	59	384	6.5
16	D. Murray	ATL	78	502	6.4
17	D. Russell	LAL	76	482	6.3
18	Tre Jones	SAS	77	478	6.2
19	S. Gilgeous-Alexander	OKC	75	465	6.2
20	T. Maxey	PHI	70	433	6.2
21	D. Schroder	TOR, BKN	80	488	6.1
22	S. Barnes	TOR	60	363	6.1
23	M. Conley	MIN	76	449	5.9
24	B. Ingram	NOP	64	363	5.7
25	D. Fox	SAC	74	418	5.6
26	T. Rozier	CHA, MIA	61	342	5.6
27t	T. McConnell	IND	71	390	5.5
27t	A. Reaves	LAL	82	450	5.5
29	S. Henderson	POR	62	336	5.4
30	P. Banchero	ORL	80	431	5.4
31	D. DeRozan	CHI	79	421	5.3
32t	D. White	BOS	73	377	5.2
32t	K. Irving	DAL	58	299	5.2
34	M. Monk	SAC	72	370	5.1
35t	C. White	CHI	79	405	5.1
35t	A. Edwards	MIN	79	405	5.1
37	S. Curry	GSW	74	379	5.1
38	C. LeVert	CLE	68	346	5.1
39	K. Durant	PHX	75	378	5.0
40	Z. Williamson	NOP	70	352	5.0

	Field Goal Pct.	Team	G	FG	FGA	PCT
1	D. Gafford	WAS, DAL	74	348	480	72.500
2	R. Gobert	MIN	76	406	614	66.124
3	I. Zubac	LAC	68	337	519	64.933
4	J. Allen	CLE	77	519	819	63.370
5	N. Claxton	BKN	71	366	582	62.887
6	J. Duren	DET	61	349	564	61.879
7	G. Antetokounmpo	MIL	73	837	1369	61.140
8	M. Wagner	ORL	80	332	552	60.145
9	D. Sabonis	SAC	82	634	1068	59.363
10	N. Jokic	DEN	79	822	1411	58.257
11	E. Mobley	CLE	50	320	552	57.971
12	O. Toppin	IND	82	332	579	57.340
13	C. Capela	ATL	73	353	618	57.120
14	Z. Williamson	NOP	70	624	1094	57.038
15	D. Ayton	POR	55	427	749	57.009
16	J. Valanciunas	NOP	82	402	719	55.911
17	T. McConnell	IND	71	330	593	55.649
18	A. Gordon	DEN	73	398	716	55.587
19	A. Davis	LAL	76	713	1283	55.573
20	L. James	LAL	71	685	1269	53.980
21	J. Williams	OKC	71	536	993	53.978
22	R. Hachimura	LAL	68	363	676	53.698
23	A. Sengun	HOU	63	527	982	53.666
24	P. Siakam	TOR, IND	80	681	1271	53.580
25	S. Gilgeous-Alexander	OKC	75	796	1487	53.531
26	J. Collins	UTA	68	397	746	53.217
27	C. Holmgren	OKC	82	505	953	52.991
28	J. Kuminga	GSW	74	456	862	52.900
29	J. Embiid	PHI	39	450	851	52.879
30	K. Leonard	LAC	68	610	1162	52.496
31	M. Turner	IND	77	476	909	52.365
32	K. Durant	PHX	75	751	1436	52.298
33	B. Adebayo	MIA	71	530	1017	52.114
34	K. Porzingis	BOS	57	388	752	51.596
35	B. Beal	PHX	53	377	735	51.293
36	J. Johnson	ATL	56	359	702	51.140
37	J. Nurkić	PHX	76	320	627	51.037
38	B. Portis	MIL	82	466	918	50.763
39	D. Avdija	WAS	75	406	803	50.560
40	Tre Jones	SAS	77	303	600	50.500

	3-PT FG Pct.	Team	G	3FG	3GA	PCT
1	G. Allen	PHX	75	205	445	46.067
2	L. Kennard	MEM	39	107	238	44.958
3	M. Conley	MIN	76	179	405	44.198
4	G. Mathews	ATL	66	85	193	44.041
5	N. Powell	LAC	76	167	384	43.490
6	B. Beal	PHX	53	101	235	42.979
7	C. McCollum	NOP	66	239	557	42.908
8	J. Holiday	BOS	69	138	322	42.857
9	J. Williams	OKC	71	103	241	42.739
10	J. Murray	DEN	59	145	341	42.522
11	S. Hauser	BOS	79	197	465	42.366
12	R. Hachimura	LAL	68	98	232	42.241
13	A. Nesmith	IND	72	140	334	41.916
14	C. Wallace	OKC	82	98	234	41.880
15	A. Horford	BOS	65	108	258	41.860
16	H. Jones	NOP	76	114	273	41.758
17	K. Leonard	LAC	68	140	336	41.667
18	I. Joe	OKC	78	147	353	41.643
19	K. Towns	MIN	62	136	327	41.590
20	D. Russell	LAL	76	226	545	41.468
21	N. Reid	MIN	81	169	408	41.422
22	Tyus Jones	WAS	66	106	256	41.406
23	M. Beasley	MIL	79	224	542	41.328
24	P. George	LAC	74	243	588	41.327
25	K. Durant	PHX	75	168	407	41.278
26	M. Brogdon	POR	39	82	199	41.206
27	K. Irving	DAL	58	173	421	41.093
28	D. McDermott	SAS, IND	64	94	229	41.048
29	L. James	LAL	71	149	363	41.047
30	M. McBride	NYK	68	109	266	40.977
31	A. Caruso	CHI	71	136	333	40.841
32	S. Curry	GSW	74	357	876	40.753
33	B. Portis	MIL	82	100	246	40.650
34	K. Caldwell-Pope	DEN	76	125	308	40.584
35	S. Merrill	CLE	61	143	354	40.395
36	A. Dosunmu	CHI	76	119	295	40.339
37	O. Toppin	IND	82	102	253	40.316
38	J. Grant	POR	54	111	276	40.217
39	D. DiVincenzo	NYK	81	283	705	40.142
40	S. Fontecchio	UTA, DET	66	134	334	40.120

	Free Throw Pct.	Team	G	FT	FTA	PCT
1	K. Thompson	GSW	77	127	137	92.701
2	S. Curry	GSW	74	299	324	92.284
3	B. Bogdanovic	ATL	79	151	164	92.073
4	D. Lillard	MIL	73	473	514	92.023
5	A. Simons	POR	46	163	178	91.573
6	P. George	LAC	74	264	291	90.722
7	K. Irving	DAL	58	190	210	90.476
8	D. White	BOS	73	137	152	90.132
9	L. Markkanen	UTA	55	249	277	89.892
10	D. Booker	PHX	68	405	457	88.621
11	K. Leonard	LAC	68	253	286	88.462
12	J. Embiid	PHI	39	399	452	88.274
13	J. Clarkson	UTA	55	177	201	88.060
14	T. Harris	PHI	70	187	213	87.793
15	J. Harden	PHI, LAC	72	302	344	87.791
16	G. Allen	PHX	75	129	147	87.755
17	J. Poole	WAS	78	192	219	87.671
18	S. Gilgeous-Alexander	OKC	75	567	649	87.365
19	K. Towns	MIN	62	255	292	87.329
20	D. Bane	MEM	42	140	161	86.957
21	T. Rozier	CHA, MIA	61	172	198	86.869
22	C. Cunningham	DET	62	238	274	86.861
23	A. Burks	DET, NYK	66	145	167	86.826
24	T. Maxey	PHI	70	328	378	86.772
25	H. Jones	NOP	76	137	158	86.709
26	D. Mitchell	CLE	55	275	318	86.478
27	F. VanVleet	HOU	73	197	229	86.026
28	C. Sexton	UTA	78	318	370	85.946
29	J. Butler	MIA	60	394	459	85.839
30	K. Porzingis	BOS	57	259	302	85.762
31	C. Thomas	BKN	66	286	334	85.629
32	K. Durant	PHX	75	362	423	85.579
33	T. Young	ATL	54	348	407	85.504
34	T. Haliburton	IND	69	194	227	85.463
35	J. Murray	DEN	59	157	184	85.326
36	I. Quickley	NYK, TOR	68	209	245	85.306
37t	D. DeRozan	CHI	79	522	612	85.294
37t	A. Reaves	LAL	82	232	272	85.294
39	T. Hardaway Jr.	DAL	79	144	169	85.207
40	F. Wagner	ORL	72	271	319	84.953

	Steals Per Game	Team	G	STL	AVG
1	D. Fox	SAC	74	150	2.0
2	S. Gilgeous-Alexander	OKC	75	150	2.0
3	M. Thybulle	POR	65	113	1.7
4	A. Caruso	CHI	71	120	1.7
5	K. Leonard	LAC	68	111	1.6
6	P. George	LAC	74	113	1.5
7	D. Murray	ATL	78	111	1.4
8t	L. Dončić	DAL	70	99	1.4
8t	J. Suggs	ORL	75	106	1.4
10	D. Daniels	NOP	61	85	1.4
11t	F. VanVleet	HOU	73	101	1.4
11t	H. Jones	NOP	76	105	1.4
13	N. Jokic	DEN	79	108	1.4
14t	D. DiVincenzo	NYK	81	107	1.3
14t	J. Butler	MIA	60	79	1.3
16	K. Caldwell-Pope	DEN	76	98	1.3
17t	A. Edwards	MIN	79	101	1.3
17t	K. Irving	DAL	58	74	1.3
19	Amen Thompson	HOU	62	78	1.3
20t	L. James	LAL	71	89	1.3
20t	S. Barnes	TOR	60	75	1.3
22	V. Wembanyama	SAS	71	88	1.2
23	B. Bogdanovic	ATL	79	96	1.2
24t	J. Jackson Jr.	MEM	66	80	1.2
24t	C. Paul	GSW	58	70	1.2
24t	A. Sengun	HOU	63	76	1.2
27t	T. Haliburton	IND	69	83	1.2
27t	A. Davis	LAL	76	91	1.2
29t	G. Antetokounmpo	MIL	73	87	1.2
29t	J. Brown	BOS	70	83	1.2
31t	I. Hartenstein	NYK	75	87	1.2
31t	M. Conley	MIN	76	88	1.2
33t	B. Adebayo	MIA	71	81	1.1
33t	D. DeRozan	CHI	79	90	1.1
35t	K. Oubre Jr.	PHI	68	77	1.1
35t	J. Williams	OKC	71	80	1.1
37	C. LeVert	CLE	68	76	1.1
38t	J. Poole	WAS	78	86	1.1
38t	Z. Williamson	NOP	70	77	1.1
40	R. Westbrook	LAC	68	74	1.1

	Blocks Per Game	Team	G	BLK	AVG
1	V. Wembanyama	SAS	71	254	3.6
2	W. Kessler	UTA	64	154	2.4
3	B. Lopez	MIL	79	189	2.4
4	A. Davis	LAL	76	178	2.3
5	C. Holmgren	OKC	82	190	2.3
6	R. Gobert	MIN	76	162	2.1
7	D. Gafford	WAS, DAL	74	153	2.1
8	N. Claxton	BKN	71	146	2.1
9	M. Turner	IND	77	144	1.9
10	J. Jackson Jr.	MEM	66	106	1.6
11	S. Barnes	TOR	60	88	1.5
12	C. Capela	ATL	73	106	1.5
13	I. Zubac	LAC	68	83	1.2
14t	K. Durant	PHX	75	91	1.2
14t	J. Isaac	ORL	58	70	1.2
16	D. White	BOS	73	87	1.2
17	G. Bitadze	ORL	62	72	1.2
18	I. Hartenstein	NYK	75	85	1.1
19	T. Jackson-Davis	GSW	68	76	1.1
20t	N. Richards	CHA	67	74	1.1
20t	P. Watson	DEN	80	88	1.1
22	G. Antetokounmpo	MIL	73	79	1.1
23t	J. Nurkić	PHX	76	80	1.1
23t	J. Allen	CLE	77	81	1.1
25t	P. Reed	PHI	82	84	1.0
25t	I. Jackson	IND	60	61	1.0
27	A. Caruso	CHI	71	70	1.0
28	L. Kornet	BOS	63	61	1.0
29	A. Horford	BOS	65	62	1.0
30	Ausar Thompson	DET	63	59	0.9
31	B. Adebayo	MIA	71	66	0.9
32	P. Achiuwa	TOR, NYK	74	68	0.9
33t	N. Reid	MIN	81	73	0.9
33t	J. Collins	UTA	68	61	0.9
35t	S. Gilgeous-Alexander	OKC	75	67	0.9
35t	S. Aldama	MEM	61	54	0.9
37	K. Leonard	LAC	68	59	0.9
38	N. Jokic	DEN	79	68	0.9
39	D. Theis	IND, LAC	60	51	0.9
40	J. Valanciunas	NOP	82	68	0.8

	Minutes Per Game	Team	G	MIN	AVG
1	D. DeRozan	CHI	79	2,989	37.8
2t	T. Maxey	PHI	70	2,626	37.5
2t	L. Dončić	DAL	70	2,624	37.5
4	Miles Bridges	CHA	69	2,581	37.4
5	K. Durant	PHX	75	2,791	37.2
6	F. VanVleet	HOU	73	2,684	36.8
7	C. White	CHI	79	2,881	36.5
8	D. Booker	PHX	68	2,447	36.0
9	D. Fox	SAC	74	2,659	35.9
10t	J. Tatum	BOS	74	2,645	35.7
10t	D. Sabonis	SAC	82	2,928	35.7
10t	D. Murray	ATL	78	2,783	35.7
13	A. Davis	LAL	76	2,700	35.5
14	J. Brunson	NYK	77	2,726	35.4
15t	D. Lillard	MIL	73	2,579	35.3
15t	L. James	LAL	71	2,504	35.3
17	G. Antetokounmpo	MIL	73	2,567	35.2
18	A. Edwards	MIN	79	2,770	35.1
19t	K. Irving	DAL	58	2,030	35.0
19t	P. Banchero	ORL	80	2,799	35.0
21	S. Barnes	TOR	60	2,094	34.9
22	Mikal Bridges	BKN	82	2,854	34.8
23	N. Jokic	DEN	79	2,737	34.6
24t	N. Vučević	CHI	76	2,610	34.3
24t	J. Harden	PHI, LAC	72	2,470	34.3
24t	K. Leonard	LAC	68	2,330	34.3
27	R. Gobert	MIN	76	2,593	34.1
28t	J. Butler	MIA	60	2,042	34.0
28t	S. Gilgeous-Alexander	OKC	75	2,553	34.0
28t	B. Adebayo	MIA	71	2,416	34.0
31t	T. Harris	PHI	70	2,368	33.8
31t	P. George	LAC	74	2,502	33.8
33	K. Murray	SAC	77	2,589	33.6
34t	G. Allen	PHX	75	2,513	33.5
34t	J. Brown	BOS	70	2,343	33.5
34t	C. Cunningham	DET	62	2,074	33.5
37t	T. Rozier	CHA, MIA	61	2,040	33.4
37t	J. Hart	NYK	81	2,707	33.4
39	P. Siakam	TOR, IND	80	2,658	33.2
40	D. Vassell	SAS	68	2,248	33.1

NATIONAL BASKETBALL ASSOCIATION

	PPG	FGM/G	FG%	3FGM/G	3FG%	FT%	ORPG	DRPG	RPG	APG	SPG	TOV/G	BPG	PF/G
Atlanta Hawks	5	10	21	6	17	8	3	22	6	16	16	16	26	16
Boston Celtics	2	4	8	*1	2	7	14	*1	2	14	27	*1	*1 T	29
Brooklyn Nets	25	25	28	9	19	28	7	20	11	20	28	12	12	18
Charlotte Hornets	28	27	26	23	21	11	27	29	30	26	25	18	25	24
Chicago Bulls	22	16	18	27	20	10	8	19	14	23	9	3	18	14
Cleveland Cavaliers	20	19 T	12	7	15	22	22	11	17	8	19 T	17	21	26
Dallas Mavericks	**7**	**9**	**11**	**3**	**13**	**27**	**23**	**14**	**21**	**19**	**24**	**4**	**17**	**21**
Denver Nuggets	14	3	4	25	10	25	13	9	7	3	21	5	10	22
Detroit Pistons	27	24	24	29	25 T	12	15 T	18	16	22	30	28	20	3
Golden State Warriors	8	5	13	2	7	17	5	4	*1	4	23	23	23	9
Houston Rockets	16	19 T	27	14	23	20	6	6	3 T	25	8	8	24	2
Indiana Pacers	*1	*1	*1	11	9	13	20	28	28	*1	11	9 T	8	*1
LA Clippers	12	14	6	16 T	6	3	21	17	19	21	7	13 T	15 T	17
Los Angeles Lakers	6	6	2	24	8	15	30	2	18	5	19 T	19	11	30
Memphis Grizzlies	30	30	30	12	29	23	10	27	24	27	4	26	4	11
Miami Heat	26	28	22	19	12	5	26	16	26	18	15	6	30	27
Milwaukee Bucks	4	8	7	5	11	19	24	3	9	17	26	9 T	15 T	10
Minnesota Timberwolves	18	23	10	15	3	18	25	5	15	15	6	22	5	13
New Orleans Pelicans	13	12	9	18	4	21	17	10	13	13	3	11	22	20
New York Knicks	19	22	20	10	14	16	*1	21	5	29	17	15	29	25
Oklahoma City Thunder	3	2	3	8	*1	4	29	12 T	27	11	*1 T	7	*1 T	12
Orlando Magic	24	26	15	30	24	26	15 T	25	25	28	5	24	13	8
Philadelphia 76ers	15	21	23	22	18	2	9	23	20	24	*1 T	2	6 T	4
Phoenix Suns	10	13	5	20	5	6	19	7	10	12	18	25	6 T	23
Portland Trail Blazers	29	29	29	28	30	9	2	30	22	30	12	29	27	5
Sacramento Kings	9	7	14	4	16	30	12	15	12	7	13	13 T	28	7
San Antonio Spurs	23	18	25	16 T	27 T	14	18	8	8	2	22	27	3	28
Toronto Raptors	21	15	16	26	27 T	29	11	26	23	6	10	20 T	19	19
Utah Jazz	11	17	19	13	22	*1	4	12 T	3 T	10	29	30	9	15
Washington Wizards	17	11	17	21	25 T	24	28	24	29	9	14	20 T	14	6

EASTERN CONFERENCE

	PPG	FGM/G	FG%	3FGM/G	3FG%	FT%	ORPG	DRPG	RPG	APG	SPG	TOV/G	BPG	PF/G
Atlanta Hawks	4	4	10	3	7	4	2	9	3	6	8	9	13	8
Boston Celtics	2	2	3	*1	*1	3	7	*1	*1	5	13	*1	*1	15
Brooklyn Nets	12	12	15	5	9	14	3	7	5	9	14	7	4	9
Charlotte Hornets	15	14	14	11	11	6	14	15	15	13	11	11	12	11
Chicago Bulls	10	7	8	13	10	5	4	6	6	11	3	3	8	7
Cleveland Cavaliers	8	8	4	4	6	11	11	3	8	3	10	10	11	13
Detroit Pistons	14	11	13	14	13 T	7	8 T	5	7	10	15	15	10	2
Indiana Pacers	*1	*1	*1	7	2	8	10	14	13	*1	5	5 T	3	*1
Miami Heat	13	15	11	8	4	2	13	4	12	8	7	4	15	14
Milwaukee Bucks	3	3	2	2	3	10	12	2	4	7	12	5 T	7	6
New York Knicks	7	10	9	6	5	9	*1	8	2	15	9	8	14	12
Orlando Magic	11	13	5	15	12	13	8 T	12	11	14	2	14	5	5
Philadelphia 76ers	5	9	12	10	8	*1	5	10	9	12	*1	2	2	3
Toronto Raptors	9	6	6	12	15	15	6	13	10	2	4	12 T	9	10
Washington Wizards	6	5	7	9	13 T	12	15	11	14	4	6	12 T	6	4

WESTERN CONFERENCE

	PPG	FGM/G	FG%	3FGM/G	3FG%	FT%	ORPG	DRPG	RPG	APG	SPG	TOV/G	BPG	PF/G
Dallas Mavericks	**3**	**6**	**8**	**2**	**9**	**14**	**12**	**11**	**12**	**11**	**14**	***1**	**10**	**11**
Denver Nuggets	10	2	3	14	8	13	7	7	4	2	11	2	7	12
Golden State Warriors	4	3	9	*1	6	8	3	2	*1	3	13	10	12	4
Houston Rockets	11	12	13	7	12	10	4	4	2 T	13	6	4	13	*1
LA Clippers	8	9	5	9 T	5	2	11	13	11	12	5	6 T	9	9
Los Angeles Lakers	2	4	*1	13	7	7	15	*1	10	4	10	8	8	15
Memphis Grizzlies	15	15	15	5	14	12	5	14	14	14	3	12	3	5
Minnesota Timberwolves	12	13	7	8	2	9	13	3	9	10	4	9	4	7
New Orleans Pelicans	9	7	6	11	3	11	8	8	8	9	2	5	11	10
Oklahoma City Thunder	*1	*1	2	4	*1	3	14	9 T	15	7	*1	3	*1	6
Phoenix Suns	6	8	4	12	4	4	10	5	6	8	9	11	5	13
Portland Trail Blazers	14	14	14	15	15	5	*1	15	13	15	7	14	14	2
Sacramento Kings	5	5	10	3	10	15	6	12	7	5	8	6 T	15	3
San Antonio Spurs	13	11	12	9 T	13	6	9	6	5	*1	12	13	2	14
Utah Jazz	7	10	11	6	11	*1	2	9 T	2 T	6	15	15	6	8

OPPONENTS

	PPG	FGM/G	FG%	3FGM/G	3FG%	FT%	ORPG	DRPG	RPG	APG	SPG	TOV/G	BPG	PF/G
Atlanta Hawks	28	27	28	27	28	23	15	21	20	25	21	8	22	24
Boston Celtics	5	13	2	15	4	3	26	10	14	5	2	29 T	*1	*1
Brooklyn Nets	15	14	13	17	22	30	9 T	24	21	7	8	25	16	10
Charlotte Hornets	22	22	27	25	26	26	13	27	28	28	11 T	17	13	2
Chicago Bulls	16	11	16	29	20	9	7	16	16	23	7	10	14	17
Cleveland Cavaliers	7	7	6	11	21	21	5	12	10	6	19	18	17	15
Dallas Mavericks	**20**	**20**	**20**	**20**	**18**	**4**	**21**	**25**	**25**	**22**	**16**	**15**	**2**	**29**
Denver Nuggets	6	9	4	2	8	6	20	7	7	9	9	27	12	4 T
Detroit Pistons	26	23	24	7	19	28	4	19	13	20	28	26	25	3
Golden State Warriors	18	18	9	21	11	18	18	8	12	16	20	23	15	7
Houston Rockets	14	10	5	9	*1	2	17	26	24	2	14 T	14	24	25
Indiana Pacers	27	25	30	*1	16	17	24	11	15	4	4 T	11	21	11
LA Clippers	10	15	12	14	14	8	27	4	5	12	14 T	22	9	16
Los Angeles Lakers	23	24	17	28	25	25	19	14	19	26	25	19	11	27
Memphis Grizzlies	12	12	19	22	27	11	16	29	29	15	24	2	30	18
Miami Heat	3	3	10	16	5	12	3	20	11	14	4 T	16	10	20
Milwaukee Bucks	21	21	14	12	9	29	9 T	22	18	13	10	29 T	3	22
Minnesota Timberwolves	*1	*1	*1	3	7	14	9 T	5	4	3	18	7	5	28
New Orleans Pelicans	8	5	7	24	2	15	6	9	8	17	3	6	19	13
New York Knicks	2	4	15	10	17	*1	8	2	2	8	6	21	20	21
Oklahoma City Thunder	11	8	3	23	12	20	29	13	23	18	11 T	*1	18	19
Orlando Magic	4	2	18	4	10	13	*1	3	*1	*1	23	3	7	30
Philadelphia 76ers	9	6	11	6	6	22	25	18	22	10	*1	4	27	14
Phoenix Suns	13	17	8	18 T	15	7	22	*1	3	11	26	24	6	26
Portland Trail Blazers	19	19	25	5	3	24	14	15	17	21	29	5	28 T	4 T
Sacramento Kings	17	16	21	18 T	29	27	2	17	9	19	17	12	4	12
San Antonio Spurs	24	29	23	13	23	16	12	28	27	24	30	20	8	6
Toronto Raptors	25	28	26	26	24	19	28	23	26	27	13	13	23	9
Utah Jazz	29	26	22	30	30	5	23	6	6	30	27	28	28 T	23
Washington Wizards	30	30	29	8	13	10	30	30	30	29	22	9	26	8

* = NBA leader | T = Tied for position

	POINTS PER GAME		FIELD GOAL PERCENTAGE		TURNOVERS PER GAME		REBOUND PERCENTAGE			BELOW 100 PTS.		OVERTIME GAMES		DECIDED 3 PTS. OR LESS		DECIDED 10 PTS. OR MORE	
	OWN	OPP	OWN	OPP	OWN	OPP	OFF	DEF	TOT.	OWN	OPP.	W	L	W	L	W	L
Atlanta	118.3	120.5	.465	.495	13.5	14.1	.271	.752	.724	6	6	4	2	9	6	15	21
Boston	120.6	109.2	.487	.453	11.9	12.0	.249	.763	.795	3	15	2	4	6	7	42	5
Brooklyn	110.4	113.3	.456	.470	13.1	12.6	.252	.760	.739	16	9	1	4	4	6	17	28
Charlotte	106.6	116.8	.460	.494	13.8	13.6	.211	.745	.723	29	7	1	1	7	3	5	43
Chicago	112.3	113.7	.470	.473	12.2	14.0	.251	.764	.749	10	9	7	4	6	8	12	25
Cleveland	112.6	110.2	.479	.463	13.6	13.6	.232	.769	.778	10	14	3	1	9	5	24	16
Dallas	117.9	115.6	.481	.475	12.5	13.7	.222	.752	.755	7	9	1	0	5	2	31	21
Denver	114.9	109.6	.496	.462	12.6	12.4	.255	.756	.777	8	7	0	1	6	6	28	10
Detroit	109.9	119.0	.463	.490	15.2	12.4	.239	.773	.759	11	5	1	2	1	7	8	39
Golden State	117.8	115.2	.477	.466	14.3	13.0	.275	.761	.771	3	9	1	4	4	11	24	12
Houston	114.3	113.2	.459	.463	12.7	13.8	.251	.760	.752	9	9	2	5	8	5	23	17
Indiana	123.3	120.2	.507	.496	12.9	13.9	.238	.741	.741	1	3	0	1	6	5	30	16
LA Clippers	115.6	112.3	.489	.468	13.1	13.0	.244	.748	.774	5	11	0	1	6	4	28	17
LA Lakers	118.0	117.4	.499	.474	14.0	13.4	.199	.762	.800	4	7	4	1	11	4	20	25
Memphis	105.8	112.8	.435	.474	15.1	15.1	.238	.748	.718	22	9	1	3	6	3	11	31
Miami	110.1	108.4	.465	.467	12.7	13.7	.218	.781	.775	18	14	2	0	8	4	21	15
Milwaukee	119.0	116.4	.487	.470	12.9	12.0	.218	.772	.788	6	10	2	2	4	6	25	16
Minnesota	113.0	106.5	.485	.450	14.2	14.2	.232	.769	.805	5	23	1	4	7	6	32	10
New Orleans	115.1	110.7	.486	.464	13.0	14.2	.244	.769	.778	9	11	0	1	1	7	32	18
New York	112.8	108.2	.465	.470	13.2	13.2	.294	.761	.758	10	23	1	1	4	3	32	16
Oklahoma City	120.1	112.7	.499	.455	12.7	15.7	.211	.738	.767	3	12	3	1	6	3	32	10
Orlando	110.5	108.4	.476	.474	14.7	15.0	.253	.781	.774	14	23	2	1	6	9	27	20
Philadelphia	114.6	111.5	.464	.468	12.0	14.6	.248	.743	.730	13	16	1	2	3	4	27	18
Phoenix	116.2	113.2	.493	.464	14.9	12.7	.250	.756	.795	5	6	3	0	8	6	29	14
Portland	106.4	115.4	.439	.491	15.2	14.3	.275	.740	.696	24	6	5	3	5	6	5	38
Sacramento	116.6	114.8	.477	.480	13.1	13.9	.245	.784	.767	9	12	5	1	6	5	26	19
San Antonio	112.1	118.6	.462	.487	15.1	13.4	.229	.764	.757	13	6	3	2	5	7	12	31
Toronto	112.4	118.8	.471	.491	14.0	13.9	.242	.739	.724	12	6	1	3	5	10	10	30
Utah	115.7	120.5	.467	.487	15.7	12.3	.281	.752	.758	9	2	2	2	5	8	15	33
Washington	113.7	123.0	.470	.496	14.0	14.0	.200	.725	.708	7	2	0	2	4	5	6	35
2,460 GAMES	**114.2**		**.474**		**13.6**		**.242**	**.758**		**301**	**301**	**59**		**171**			**649**

Being a Mavericks fan is better when you're an AAdvantage® member

As an AAdvantage® member, you'll earn miles to redeem on travel, plus Loyalty Points toward AAdvantage® status and rewards when you fly and spend with over 1,000 partners.

Redeem your miles on:

- Flights to more than 1,000 destinations worldwide
- Upgrades
- American Airlines Vacations™ packages
- Hotel stays
- Car rentals
- Experiences
- Retail products

Join for free today: aa.com/enroll

American Airlines, AAdvantage, and the Flight Symbol logo are marks of American Airlines, Inc. © 2023 American Airlines, Inc. All rights reserved.

NOTHIN' BUT REFRESHMENT

Made with clear plastic to help this bottle be re-made.

© 2023 The Coca-Cola Company. Sprite® is a registered trademark of The Coca-Cola Company.