



# CLEVELAND CAVALIERS

## VS. CHICAGO BULLS

Tuesday, October 7, 2025 | 7:00 p.m. ROCKET ARENA, CLEVELAND, OH TV: PEACOCK/FANDUEL AUDIO: WTAM/WMMS, CAVS APP, IHEART APP

2025-26 CLEVELAND CAVALIERS GAME NOTES FOLLOW @CAVSNOTES ON "X" 2025 PRESEASON GAME #1

### PROBABLE STARTERS: TBD

PLAYER / 2025-26 PRESEASON AVERAGES

#### CAVS QUICK FACTS

- The Cavs play their first of four preseason games at home against the Chicago Bulls on Tuesday night. Cleveland will then hit the road for two games, first in Chicago on Oct. 9th at 8:00 p.m. ET, followed by at Boston on Oct. 12 at 7:00 p.m. ET. The Cavaliers will finish the preseason at home on October 14th vs. Detroit at 7:00 p.m. ET. Cleveland went a combined 9-3 last season against Chicago, Boston and Detroit during the regular season, including winning all 4 matchups against the Bulls.
- The Cavs finished last season with a 64-18 record, marking the 2nd-best record in the NBA (best record in the East) and 2nd-most wins in Cavaliers team history (66-16 in 2008-09). Cleveland secured the No. 1 seed in the Eastern Conference, marking the fourth consecutive season the Cavs finished the season with a winning record (48-34 in 2024-25, 51-31 in 2022-23 and 44-38 in 2021-22). Cleveland also advanced to the 2nd round of the NBA Playoffs for the 2nd-straight season, beating the Miami Heat in the first round 4-0. The Cavs outscored the Heat 504-382 (+122) in their first round series win which was the largest point differential in any NBA series in league history. Cleveland closed out the series with a franchise playoff record 55-point victory (138-83) win in Game 4 on April 28, marking the 4th-largest margin of victory in NBA postseason history. Cleveland fell to Indiana 4-1 in the Eastern Conference Semi-Finals.
- Cleveland ranked 1st in the NBA last season in point per game (121.9 PPG), which was also a franchise record. The Cavs also had three of the four longest winning streaks in the NBA last season, winning a franchise best 16-straight games from 2/5 to 3/14 (longest winning streak in the NBA last season), 15-straight games from 10/23 to 11/17 and 12-straight games from 12/13 to 1/9.
- DONOVAN MITCHELL** was named to the All-NBA First-Team for the first time in his career during the 2024-25 season, averaging a team-high 24.0 PPG, 5.0 APG, 4.5 RPG and 1.34 SPG 31.4 MPG. Mitchell was also named and NBA All-Star for the sixth time in his career and third time being selected as a starter. Mitchell scored 20+ PTS in 48 games, including 19 games with 30+ PTS and had a career-high tying six double-doubles. He was also selected as the Eastern Conference Player of the Month for February and was the Eastern Conference Player of the Week twice. His five Player of the Week selections is the 2nd-most in Cavs history behind LeBron James (42 Player of the Week Selections with the Cavaliers).
- EVAN MOBLEY** was selected as an NBA All-Star for the first time in his career during the 2024-25 season, averaging a career-high 18.5 PPG, 9.3 RPG (14th in the NBA), 3.2 APG, 0.86 SPG and 1.59 BPG (5th in the NBA) in 30.5 MPG. He also tallied a career-high 37 double-doubles (13th in the NBA) and 21 games with at least 20 PTS and 10 REB. **Mobley was also named NBA Defensive Player of the Year last season, becoming the first player in Cavaliers history to receive that accolade.** He was also named Eastern Conference Defensive Player of the Month twice (Dec. & Feb), becoming the first NBA player to win the award twice. He recorded 34 games last season with at least two blocked shots and ranked 5th in the NBA in +/- (+546). Mobley recorded his career-high scoring effort last season, erupting for 41 PTS (career-high 6 3FG), 10 REB and 3 BLK in 34 MIN on Dec. 7, 2024 at CHA. He was just the fourth player in NBA history to record 41+ PTS, 6+ 3FG, 10+ REB and 3+ BLK in a game (Vince Carter twice, Kevin Durant and James Harden).
- DARIUS GARLAND** was named an All-Star for the second time in his career last season, averaging 20.6 PPG, including .401 3FG%, 6.7 APG (12th in the NBA) and 1.21 SPG in 30.7 MPG. He scored 20+ PTS in 40 contests, 30+ PTS in five games and 40+ PTS once. He joined Nikola Jokic last season as the ONLY players in the NBA to average 20.0+ PPG, 6.0+ APG and .400+ 3FG%. He also made 212 three-pointers on the year, marking the 3rd-most triples made in a single season in Cavaliers history. Garland was named Eastern Conference Player of the Week twice last season and also won it in consecutive weeks with Mitchell, becoming the 2nd set of teammates to win the award in consecutive weeks in Cavaliers history (LeBron James and Kyrie Irving in 2015).
- JARRETT ALLEN** finished the 2024-25 season averaging 13.6 PPG on .706 FG% (best in the NBA), 9.7 RPG (11th in the NBA), 0.94 SPG and 0.89 BPG in 28.0 MPG. His .706 FG% was a career-high and franchise record. He owns the five highest single-season FG% in Cavaliers franchise history. It was the sixth-straight season that Allen has shot at least .600 FG%. Allen also has the 3rd-most contested shots in the NBA last season (766) and secured a team-high 40 double-doubles, the 10th-most in the NBA last season.
- DE'ANDRE HUNTER** finished the 2024-25 season averaging 17.0 PPG including .405 3FG% and 4.0 RPG in 27.2 MPG. He also led all NBA reserves in scoring last season (16.9 PPG off the bench). He scored in double figures in 55 times last season, 20+ points in 23 games and 30+ points on two occasions.
- Cavaliers Notable Offseason Acquisitions:** New to the Cavaliers this season includes guard **Lonzo Ball**, acquired in a trade with the Chicago Bulls this summer. Cleveland also signed veteran big men **Thomas Bryant** and **Larry Nance Jr** as well as drafting rookie guard **Tyrese Proctor** of Duke in the second round of the 2025 NBA Draft. **Nance Jr.** (an Akron, OH native) returns to Cleveland for his second stint with the franchise, playing in Cleveland from 2018-2021.

#### CAVALIERS PRONUNCIATIONS

Max Strus (str-OOS); Nae'Qwan Tomlin (NAY-KWAN); Jaylon Tyson (JAY-len)

#### INJURIES

<https://official.nba.com/nba-injury-report-2024-25-season/>

#### 2024-25 REGULAR SEASON CAVALIERS RECORDS

	RECORD	HOME	ROAD	OT
OVERALL	64-18	34-7	30-11	1-1
WESTERN	23-7	13-2	10-5	1-0
EASTERN	41-11	21-5	20-6	0-1
CENTRAL	12-4	6-2	6-2	0-1

#### STREAKS

OVERALL	Lost 1
WESTERN	Won 1
EASTERN	Lost 1
CENTRAL	Won 3

#### 2025-26 PRESEASON SCHEDULE

DATE	OPPONENT	SCORE	RECORD
10/7	vs. Bulls	7:00 pm	--
10/9	@ Bulls	8:00 pm	--
10/12	@ Celtics	7:00 pm	--
10/14	vs. Pistons	7:00 pm	--

#### 2025-26 REG. SEASON SCHEDULE

DATE	OPPONENT	SCORE	RECORD
10/22	@ Knicks	7:00 pm	--
10/24	vs. Nets	7:30 pm	--
10/26	vs. Bucks	6:00 pm	--
10/27	@ Pistons	7:00 pm	--
10/29	@ Celtics	7:00 pm	--
10/31	vs. Raptors	7:30 pm	--
11/2	vs. Hawks	6:00 pm	--
11/5	vs. 76ers	7:00 pm	--
11/7	@ Wizards	7:00 pm	--
11/8	vs. Bulls	8:00 pm	--
11/10	@ Heat	7:30 pm	--
11/12	@ Heat	7:30 pm	--
11/13	vs. Raptors	7:00 pm	--
11/15	vs. Grizzlies	5:00 pm	--
11/17	vs. Bucks	7:00 pm	--
11/19	vs. Rockets	7:00 pm	--
11/21	vs. Pacers	7:00 pm	--
11/23	vs. Clippers	6:00 pm	--
11/24	@ Raptors	7:00 pm	--
11/28	@ Hawks	7:30 pm	--
11/30	vs. Celtics	6:00 pm	--
12/1	@ Pacers	7:00 pm	--
12/3	vs. Trail Blazers	7:00 pm	--
12/5	vs. Spurs	7:30 pm	--
12/6	vs. Warriors	7:30 pm	--
12/17	@ Bulls	8:00 pm	--
12/19	@ Bulls	7:30 pm	--
12/22	vs. Hornets	7:00 pm	--
12/23	vs. Pelicans	7:30 pm	--
12/25	@ Knicks	12:00 pm	--
12/27	@ Rockets	8:00 pm	--
12/29	@ Spurs	8:00 pm	--
12/31	vs. Suns	3:30 pm	--
1/2	vs. Nuggets	7:30 pm	--
1/4	vs. Pistons	2:00 pm	--
1/6	@ Pacers	7:00 pm	--
1/8	@ Timberwolves	8:00 pm	--
1/10	vs. Timberwolves	1:00 pm	--
1/12	vs. Jazz	7:00 pm	--
1/14	@ 76ers	7:00 pm	--
1/16	@ 76ers	7:00 pm	--
1/19	vs. Thunder	2:30 pm	--
1/21	@ Hornets	7:00 pm	--
1/23	vs. Kings	7:30 pm	--
1/24	@ Magic	7:00 pm	--
1/26	vs. Magic	7:00 pm	--
1/28	vs. Lakers	7:00 pm	--
1/30	@ Suns	9:00 pm	--
2/1	@ Trail Blazers	9:00 pm	--
2/4	@ Clippers	10:30 pm	--
2/7	@ Kings	10:00 pm	--
2/9	@ Nuggets	9:00 pm	--
2/11	vs. Wizards	7:00 pm	--
2/19	vs. Nets	7:00 pm	--
2/20	@ Hornets	7:00 pm	--
2/22	@ Thunder	1:00 pm	--
2/24	vs. Knicks	8:00 pm	--
2/25	@ Bucks	8:00 pm	--
2/27	@ Pistons	7:00 pm	--
3/1	@ Nets	3:30 pm	--
3/3	vs. Pistons	7:00 pm	--
3/8	vs. Celtics	1:00 pm	--
3/9	vs. 76ers	7:00 pm	--
3/11	@ Magic	7:30 pm	--
3/13	@ Mavericks	8:30 pm	--
3/15	vs. Mavericks	3:30 pm	--
3/17	@ Bucks	8:00 pm	--
3/19	@ Bulls	8:00 pm	--
3/21	@ Pelicans	7:00 pm	--
3/24	vs. Magic	8:00 pm	--
3/25	vs. Heat	7:30 pm	--
3/27	vs. Heat	7:30 pm	--
3/30	@ Jazz	9:00 pm	--
3/31	@ Lakers	10:30 pm	--
4/2	@ Warriors	10:00 pm	--
4/5	vs. Pacers	6:00 pm	--
4/6	@ Grizzlies	8:00 pm	--
4/8	vs. Hawks	7:00 pm	--
4/10	@ Hawks	7:30 pm	--
4/12	vs. Wizards	6:00 pm	--

All Times Cleveland Time (ET)



## VS. CHICAGO (2024-25 RECORD: 39-43)

2024-25 REGULAR SEASON	PPG	OPP. PPG	FG%	3FG%	FT%	RPG	APG	SPG	TO	BPG
Bulls	117.8	119.4	.470	.367	.809	45.9	29.1	7.57	14.7	4.71
Cavaliers	121.9	112.4	.491	.383	.776	45.4	28.1	8.17	13.2	4.27



2024-25 REGULAR SEASON INDIVIDUAL BESTS				2024-25 REGULAR SEASON BULLS BESTS				2024-25 REGULAR SEASON TEAM				
Points	37	Donovan Mitchell vs. CHI 11/15/24		Points	29	Coby White vs. CHI 11/15/24		Biggest Win	22	@ CHI 3/4/25, vs. CHI 4/8/25		
Rebounds	17	Jarrett Allen @ CHI 3/4/25		Rebounds	13	Zach Collins vs. CHI 4/8/25		** No Biggest Loss **				
Assists	9	Darius Garland vs. CHI 11/15/24		Assists	9	Patrick Williams vs. CHI 11/15/24, Zach LaVine vs. CHI 11/15/24						

CAVS ALL-TIME BEST VS. CHI			CHI ALL-TIME BEST VS. CLE			CLE-CHI SERIES		
POINTS	71	Donovan Mitchell, 1/2/23 (OT) (franchise record)	POINTS	69	Michael Jordan, 3/28/90 (OT)	Biggest Win	32	10/22/22 (128-96)
REBOUNDS	20	J.J. Hickson, 1/22/11, Kevin Love, 10/30/19	REBOUNDS	35	Charles Oakley, 4/22/88	Biggest Loss	41	12/22/70 (80-121)
ASSISTS	18	John Bagley, 12/30/85	ASSISTS	15	Reggie Theus, 4/13/83, Rajon Rondo, 3/30/17			

2024-25 REGULAR SEASON VS. BULLS					2023-24 REGULAR SEASON VS. BULLS					SERIES HISTORY VS. BULLS				
DATE	SITE	TIME/RESULT			DATE	SITE	RESULT				ALL-TIME	STREAKS	LAST WIN	LAST LOSS
11/11/24	Chicago	W, 119-113			12/23/23	Chicago	W, 109-95			Overall	105-133	Won 4	4/8/25	2/28/24
11/15/24	Cleveland	W, 144-126			1/15/24	Cleveland	W, 109-91			Home	64-54	Won 6	4/8/25	3/26/22
3/4/25	Chicago	W, 139-117			2/14/24	Cleveland	W, 108-105			Road	41-79	Won 2	3/4/25	2/28/24
4/8/25	Cleveland	W, 135-113			2/28/24	Chicago	L, 123-132 (OT)							

## CLE VS. CHI (2024-25 REGULAR SEASON): 4-0

## CAVALIERS 135, BULLS 113 – APRIL 8, 2025 – ROCKET ARENA – CLEVELAND, OH – GAME #79

TEAM	1	2	3	4	OT	FINAL	FG	FGA	FG%	3FG%	FT%	OR	DR	TR	A	PF	ST	TO	BS
CHI	24	24	37	28	-	113	41	86	.477	.349	.842	12	33	45	26	15	9	20	3
CLE	25	43	30	37	-	135	51	100	.510	.500	.615	16	29	45	35	15	13	13	3
TEAM	HIGH PTS			HIGH REB			HIGH AST			TEAM	HIGH PTS			HIGH REB			HIGH AST		
CLE	D. Garland: 28			E. Mobley: 12			E. Mobley: 7			CHI	P. Williams: 21			Z. Collins: 13			M. Buzelis/P. Williams: 5		

## CAVALIERS 139, BULLS 117 – MARCH 4, 2025 – UNITED CENTER – CHICAGO, IL – GAME #61

TEAM	1	2	3	4	OT	FINAL	FG	FGA	FG%	3FG%	FT%	OR	DR	TR	A	PF	ST	TO	BS
CLE	24	33	39	43	-	139	46	98	.469	.354	.909	11	42	53	27	14	4	9	4
CHI	29	29	36	23	-	117	47	106	.443	.250	.706	10	40	50	32	21	6	7	6
TEAM	HIGH PTS			HIGH REB			HIGH AST			TEAM	HIGH PTS			HIGH REB			HIGH AST		
CLE	D. Mitchell: 28			J. Allen: 17			D. Garland: 7			CHI	C. White: 25			Z. Collins: 12			T. Jones/C. White: 7		

## CAVALIERS 133, TRAIL BLAZERS 129 – MARCH 2, 2025 – ROCKET ARENA – CLEVELAND, OH – GAME #60

TEAM	1	2	3	4	OT	FINAL	FG	FGA	FG%	3FG%	FT%	OR	DR	TR	A	PF	ST	TO	BS
POR	27	27	35	30	10	129	42	96	.438	.350	.886	13	33	46	25	26	8	20	1
CLE	24	18	37	40	14	133	42	97	.433	.413	.857	13	34	47	27	27	12	15	5
TEAM	HIGH PTS				HIGH REB		HIGH AST			TEAM	HIGH PTS			HIGH REB			HIGH AST		
CLE	D. Hunter: 32				J. Allen: 10		D. Garland: 7			POR	D. Avdija: 30			D. Avdija: 12			D. Avdija: 10		

## CAVALIERS 144, BULLS 126 – NOVEMBER 15, 2024 – ROCKET MORTGAGE FIELDHOUSE – CLEVELAND, OH – GAME #14

TEAM	1	2	3	4	OT	FINAL	FG	FGA	FG%	3FG%	FT%	OR	DR	TR	A	PF	ST	TO	BS
CHI	34	39	29	24	-	126	45	88	.511	.476	.800	3	33	36	32	20	7	17	4
CLE	49	28	30	37	-	144	51	93	.548	.488	.875	4	36	40	33	16	11	13	6
TEAM	HIGH PTS		HIGH REB		HIGH AST		TEAM	HIGH PTS		HIGH REB		HIGH AST							
CLE	D. Mitchell: 37		J. Allen: 10		D. Garland: 9		CHI	C. White: 29		N. Vučević: 8		Z. LaVine/P. Williams: 9							

## CONNECTIONS

Cavs guard **Darius Garland** was born 30 miles southeast of Chicago in Gary, IN, where he attended elementary school before moving to Tennessee... Cavs forward **Max Strus** was born 18 miles southwest of Chicago in Hickory, IN, where he attended Amos Alonzo Stagg... Cavs center **Evan Mobley** and Bulls center **Nikola Vucevic** played college ball at USC... Cavs forward **Max Strus** played for the Bulls during the 2019-20 season... Cavs forward **Luke Travers** and guard **Tyrese Proctor** as well as Bulls guard **Josh Giddey** are both natives of Australia... Cavs guard **Lonzo Ball** played two seasons for the Chicago Bulls (2021-22 and 2024-25)... Bulls forward **Isaac Okoro** was drafted by the Cavaliers with the No. 5 pick in 2020 and played the first five seasons of his career in Cleveland (2020-25) before being traded to Chicago for Ball this offseason... Bulls forward Kevin Huerter and Cavs forward **De'Andre Hunter** were teammates on the Atlanta Hawks.



## VS. BOSTON (2024-25 RECORD: 61-21)

2024-25 REGULAR SEASON	PPG	OPP. PPG	FG%	3FG%	FT%	RPG	APG	SPG	TO	BPG
Cavaliers	121.9	112.4	.491	.383	.776	45.4	28.1	8.17	13.2	4.27
Celtics	116.3	107.2	.462	.368	.799	45.3	26.1	7.18	11.9	5.51



2024-25 REGULAR SEASON INDIVIDUAL BESTS			2024-25 REGULAR SEASON CELTICS BESTS			2024-25 REGULAR SEASON TEAM		
Points	41	Donovan Mitchell @ BOS 2/28/25	Points	46	Jayson Tatum @ BOS 2/28/25	Biggest Win	7	@ BOS 2/28/25
Rebounds	18	Jarrett Allen vs. BOS 2/4/25	Rebounds	16	Jayson Tatum @ BOS 2/28/25	Biggest Loss	7	vs. BOS 2/4/25
Assists	8	Darius Garland vs. BOS 12/1/24	Assists	9	Jayson Tatum @ BOS 2/28/25			

CAVS ALL-TIME BEST VS. BOS				BOS ALL-TIME BEST VS. CLE				CLE-BOS SERIES				
Points	44	Brad Daugherty 4/15/88, Donovan Mitchell 3/1/23		Points	50	Paul Pierce, 2/15/06		Biggest Win	31	4/12/09 (107-76) and 3/3/15 (110-79)		
Rebounds	21	Cliff T. Robinson, 4/3/84		Rebounds	25	Dave Cowens, 12/9/72		Biggest Loss	39	4/12/15 (78-117)		
Assists	17	Andre Miller, 1/26/02		Assists	16	Douglas 4/23/93, Bird 3/21/90, Rondo 11/14/14						

2024-25 REGULAR SEASON VS. CELTICS			2023-24 REGULAR SEASON VS. CELTICS			SERIES HISTORY VS. CELTICS				
DATE	SITE	TIME/RESULT	DATE	SITE	RESULT		ALL-TIME	STREAKS	LAST WIN	LAST LOSS
11/19/24	Boston	L, 117-120	12/12/23	Boston	L, 113-120	Overall	89-141	Won 1	2/28/25	2/4/25
12/1/24	Cleveland	W, 115-111	12/14/23	Boston	L, 107-116	Home	61-55	Lost 1	12/1/24	2/4/25
2/4/25	Cleveland	L, 105-112	3/5/24	Cleveland	W, 105-104	Road	28-85	Won 1	2/28/25	11/19/24
2/28/25	Boston	W, 123-116								

## CLE-BOS 2024-25 REGULAR SEASON SERIES (2-2)

## CAVALIERS 123, CELTICS 116 – FEBRUARY 28, 2025 – TD GARDEN – BOSTON, MA – GAME #59

TEAM	1	2	3	4	OT	FINAL	FG	FGA	FG%	3FG%	FT%	OR	DR	TR	A	PF	ST	TO	BS
CLE	26	38	31	28	-	123	45	94	.479	.436	.842	14	30	44	23	14	4	8	3
BOS	38	36	24	18	-	116	43	89	.483	.436	.765	14	26	40	20	19	5	11	5
TEAM	HIGH PTS				HIGH REB		HIGH AST		TEAM	HIGH PTS				HIGH REB		HIGH AST			
CLE	D. Mitchell: 41				E. Mobley: 12		D. Garland: 7		BOS	J. Tatum: 46				J. Tatum: 16		J. Tatum: 9			

## CELTICS 112, CAVALIERS 105 – FEBRUARY 4, 2025 – ROCKET MORTGAGE FIELDHOUSE – CLEVELAND, OH – GAME #50

TEAM	1	2	3	4	OT	FINAL	FG	FGA	FG%	3FG%	FT%	OR	DR	TR	A	PF	ST	TO	BS
BOS	28	26	33	25	-	112	40	98	.408	.354	.833	15	38	53	26	21	10	12	6
CLE	15	29	31	30	-	105	36	91	.396	.282	.846	14	37	51	18	23	6	13	1
TEAM	HIGH PTS			HIGH REB			HIGH AST			TEAM	HIGH PTS			HIGH REB			HIGH AST		
CLE	D. Mitchell: 31			J. Allen: 18			D. Mitchell: 6			BOS	J. Tatum: 22			A. Horford: 10			J. Tatum: 7		

## CAVALIERS 115, CELTICS 111 – DECEMBER 1, 2024 – ROCKET MORTGAGE FIELDHOUSE – CLEVELAND, OH – GAME #21

TEAM	1	2	3	4	OT	FINAL	FG	FGA	FG%	3FG%	FT%	OR	DR	TR	A	PF	ST	TO	BS
BOS	24	25	35	27	-	111	38	95	.400	.347	.947	10	36	46	17	19	11	11	6
CLE	28	23	21	43	-	115	39	80	.488	.472	.800	6	38	44	22	20	5	18	7
TEAM	HIGH PTS			HIGH REB			HIGH AST			TEAM	HIGH PTS			HIGH REB			HIGH AST		
CLE	D. Mitchell: 35			J. Allen/E. Mobley: 10			D. Garland: 8			BOS	J. Tatum: 33			K. Porzingis/J. Tatum: 8			J. Holiday: 5		

## CELTICS 120, CAVALIERS 117 – NOVEMBER 19, 2024 – TD GARDEN – BOSTON, MA – GAME #16

TEAM	1	2	3	4	OT	FINAL	FG	FGA	FG%	3FG%	FT%	OR	DR	TR	A	PF	ST	TO	BS	
CLE	20	28	40	29	-	117	46	93	.495	.345	.882	12	29	41	30	15	4	7	3	
BOS	26	39	28	27	-	120	44	86	.512	.537	.714	9	33	42	32	19	4	13	4	
TEAM	HIGH PTS					HIGH REB		HIGH AST		TEAM	HIGH PTS					HIGH REB		HIGH AST		
CLE	D. Mitchell: 35					J. Allen/E. Mobley: 11		D. Garland: 7		BOS	J. Tatum: 33					J. Tatum: 12		J. Brown: 8		

## CONNECTIONS


Cavs guard **Sam Merrill** and Celtics center **Neemias Queta** both played collegiately for Utah State...Cavaliers General Manager **Mike Gansey** and Celtics head coach **Joe Mazzulla** both played collegiately at West Virginia...Celtics forward **Ron Harper Jr.** father Ron Harper played for the Cavaliers from 1986-89...Celtics forward **Jayson Tatum** and Cavs guard **Tyrese Proctor** both played college hoops at Duke...Celtics forward **Jaylen Brown** and Cavs forward **Jaylon Tyson** both played college hoops at California...Celtics Vice President of Communications **Taylor Kielpinski-Rogers** is a Cleveland native and formerly worked in the Cavaliers communications department.



# CAVALIERS ALL-TIME RANKINGS

\*SEVERAL CAVALIER PLAYERS MOVED UP IN THE FRANCHISE'S ALL-TIME TOP 15 CATEGORIES BELOW THIS 2025-26 REGULAR SEASON:

POINTS SCORED	FIELD GOALS MADE	3-POINTERS MADE	ASSISTS	BLOCKS
1. L. James (23,119)	1. L. James (8,369)	1. L. James (1,251)	1. L. James (6,228)	1. Z. Ilgauskas (1,269)
2. Z. Ilgauskas (10,616)	2. A. Carr (4,272)	2. K. Love (1,096)	2. M. Price (4,206)	2. J. Williams (1,200)
3. B. Daugherty (10,389)	3. B. Smith (4,182)	3. D. GARLAND (897)	3. D. GARLAND (2,558)	3. L. Nance Sr. (1,087)
4. A. Carr (10,265)	4. Z. Ilgauskas (4,045)	4. M. Price (802)	4. J. Bagley (2,311)	4. L. James (695)
5. M. Price (9,543)	5. B. Daugherty (3,823)	5. K. Irving (723)	5. T. Brandon (2,235)	5. T. Thompson (472)
6. B. Smith (9,513)	6. M. Price (3,429)	6. D. MITCHELL (660)	6t. F. Walker (2,115)	6. J. Chones (450)
7. J. Williams (8,504)	7. J. Williams (3,198)	7. C. Osman (628)	6t. K. Irving (2,115)	7. R. Hinson (430)
8. K. Irving (8,232)	8. K. Irving (3,009)	8. J. Smith (585)	8. B. Daugherty (2,028)	8. E. MOBLEY (419)
9. K. Love (7,663)	9. L. Nance (2,945)	9. D. Gibson (578)	9. A. Miller (2,015)	9. A. Varejao (399)
10. L. Nance Sr. (7,257)	10. D. GARLAND (2,635)	10. W. Person (550)	10. A. Carr (1,820)	10. B. Daugherty (397)
11. D. GARLAND (7,204)	11. K. Love (2,503)	11. D. Ferry (543)	11. C. Ehlo (1,803)	11. J. ALLEN (384)
12. C. Russell (6,588)	12. C. Russell (2,480)	12. M. Williams (414)	12. G. Huston (1,630)	12. J. Brewer (353)
13. W. Free (6,329)	13. J. Chones (2,456)	13. C. Ehlo (381)	13. B. Smith (1,566)	13. M. West (325)
14. T. Thompson (6,069)	14. T. THOMPSON (2,448)	14. D. Jones (344)	14. J. Clemons (1,549)	14. E. Smith (267)
15. T. Brandon (5,793)	15. W. Free (2,372)	15. C. Sexton (325)	15. B. Knight (1,441)	15. D. Ferry (253)



STEALS	OFFENSIVE REBOUNDS	DEFENSIVE REBOUNDS	TOTAL REBOUNDS
1. L. James (1376)	1. Z. Ilgauskas (2,336)	1. L. James (5,156)	1. L. James (6,190)
2. Mark Price (734)	2. T. Thompson (2,220)	2. B. Daugherty (4,020)	2. Z. Ilgauskas (5,904)
3. F. Walker (722)	3. J. Williams (1,620)	3. K. Love (3,720)	3. T. Thompson (5,701)
4. C. Ehlo (661)	4. A. Varejao (1,486)	4. Z. Ilgauskas (3,568)	4. B. Daugherty (5,227)
5. T. Brandon (621)	5. J. Brewer (1,292)	5. T. Thompson (3,481)	5. J. Williams (4,669)
6. J. Williams (587)	6. B. Daugherty (1,207)	6. J. Williams (3,049)	6. K. Love (4,493)
7. R. Harper (530)	7. L. Nance (1,067)	7. A. Varejao (2,968)	7. A. Varejao (4,454)
8. A. Varejao (529)	8. P. Hubbard (1,051)	8. J. Chones (2,750)	8. J. Chones (3,790)
9. K. Irving (504)	9. J. Chones (1,040)	9. L. Nance (2,494)	9. L. Nance (3,561)
10. J. Bagley (474)	10. L. James (1,034)	10. J. ALLEN (2,353)	10. J. Brewer (3,551)
11. D. GARLAND (447)	11. J. ALLEN (1,030)	11. J. Brewer (2,259)	11. J. ALLEN (3,383)
12. B. Daugherty (422)	12. T. Hill (955)	12. T. Hill (1,830)	12. B. Smith (3,057)
13. J. Brewer (419)	13. D. Gooden (824)	13. D. Gooden (1,698)	13. T. Hill (2,785)
14t. A. Carr (418)	14. K. Love (773)	14. D. Ferry (1,605)	14. D. Gooden (2,522)
14t. C. Russell (418)	15. C. Ehlo (737)	15. C. Ehlo (1,530)	15. P. Hubbard (2,360)



**2024-25 NOTES:** DARIUS GARLAND moved past Jim Chones (5,729 PTS) for 15<sup>th</sup> place in scoring with his 27<sup>th</sup> point at New York on Oct. 28...JARRETT ALLEN passed Drew Gooden (824 OREB) for 12<sup>th</sup> in offensive rebounds against the L.A. Lakers on Oct. 30...JARRETT ALLEN passed Tyrone Hill (1,830) for 11<sup>th</sup> place in defensive rebounds at Milwaukee on Nov. 2...DARIUS GARLAND moved past Terrell Brandon (5,793 PTS) for 14<sup>th</sup> place in scoring with his 9<sup>th</sup> point against Milwaukee on Nov. 4...DARIUS GARLAND passed Kyrie Irving and Fouts Walker (2,115) for 5<sup>th</sup> place in assists with his third dish against Golden State on Nov. 8...DARIUS GARLAND moved past Kyrie Irving (723 3FG) for 4<sup>th</sup> place in three-pointers with his first triple at Chicago on Nov. 11...JARRETT ALLEN passed Tyrone Hill (2,785 REB) for 12<sup>th</sup> place in rebounds against Atlanta on Nov. 27...DONOVAN MITCHELL became the fastest player in Cavs history (143 GP) to reach 500 3FGM with his 5<sup>th</sup> triple against Boston on Dec. 1...DARIUS GARLAND passed Terrell Brandon (2,235 AST) for 4<sup>th</sup> place in assists with his 6<sup>th</sup> dish against Utah on Dec. 23...DONOVAN MITCHELL moved past Danny Ferry (543 3FG) for 10<sup>th</sup> place in three-pointers with his 3<sup>rd</sup> triple at Golden State on Dec. 30...DONOVAN MITCHELL passed Wesley Person for 9<sup>th</sup> place in three-pointers made with his 5<sup>th</sup> triple at L.A. Lakers on Dec. 31...EVAN MOBLEY passed Jim Brewer (353 BLK) for 10<sup>th</sup> place in blocks at Dallas on Jan. 3...DARIUS GARLAND passed World B. Free (6,329 PTS) for 12<sup>th</sup> place in scoring at Dallas on Jan. 3...DARIUS GARLAND passed World B. Free (2,372 FGM) for 14<sup>th</sup> place in field goals made and John Bagley (2,311 AST) for 3<sup>rd</sup> place in assists at Oklahoma City on Jan. 16...DARIUS GARLAND passed Mark Price (802) for 3<sup>rd</sup> place in three-pointers with his first triple against Phoenix on Jan. 20...DONOVAN MITCHELL passed Daniel Gibson (578 3FG) for 8<sup>th</sup> place in three-pointers with his fourth triple at Philadelphia on Jan. 24...JARRETT ALLEN passed Jim Brewer (353 BLK) for sole possession of 11<sup>th</sup> place in blocks against Houston on Jan. 25...DARIUS GARLAND passed Campy Russell (6,588 PTS) for 11<sup>th</sup> place in scoring with his 13<sup>th</sup> point against Houston on Jan. 25...DONOVAN MITCHELL passed JR Smith (585 3FG) for 7<sup>th</sup> place in three-pointers against Houston on Jan. 25...JARRETT ALLEN passed Bingo Smith (3,057 REB) for 11<sup>th</sup> place in total rebounds against Atlanta on Jan. 30...DARIUS GARLAND passed Jim Chones (2,456) for 12<sup>th</sup> place in field goals made with his first basket at Detroit on Feb. 5...DONOVAN MITCHELL passed Cedi Osman (628 3FG) for 6<sup>th</sup> place in three-pointers with his 5<sup>th</sup> triple at Boston on Feb. 28...DARIUS GARLAND passed Kevin Love (2,502 FGM) for 10<sup>th</sup> place in field goals made with his 2<sup>nd</sup> basket against Portland on March 2...JARRETT ALLEN passed Jim Brewer (2,259 DRB) for 10<sup>th</sup> place in defensive rebounds against Brooklyn on March 11...EVAN MOBLEY passed Brad Daugherty (397 BLK) for the 9<sup>th</sup>-most blocks at Memphis on March 14...EVAN MOBLEY passed Anderson Varejao (399 BLK) for 8<sup>th</sup> place in blocks at Phoenix on March 21.





# REGULAR SEASON MILESTONES

\*YELLOW HIGHLIGHT INDICATES PLAYER IS NEAR MILESTONE

JARRETT ALLEN	LONZO BALL
8,000 PTS (7,288) Needs 712	300 GP (287) Needs 13
3,000 FGM (2,912) Needs 88	700 3FGM (662) Needs 38
6,000 REB (5,239) Needs 761	500 STL (438) Needs 62
1,000 AST (948) Needs 52	200 BLK (179) Needs 21
800 BLK (703) Needs 97	
250 DBL-DBL (229) Needs 21	
600 GP (568) Needs 32	
THOMAS BRYANT	DARIUS GARLAND
400 GP (333) Needs 67	8,000 PTS (7,204) Needs 796
3,000 PTS (2,958) Needs 42	500 STL (447) Needs 53
2,000 REB (1,702) Needs 298	900 3FG (897) Needs 3
	400 GP (382) Needs 18
	3,000 AST (2,558) Needs 442
DE'ANDRE HUNTER	SAM MERRILL
600 3FGM (587) Needs 13	2,000 PTS (1,133) Needs 867
2,000 FGM (1,695) Needs 305	400 3FGM (313) Needs 87
1,000 FTM (866) Needs 134	200 GP (173) Needs 27
5,000 PTS (4,839) Needs 161	
DONOVAN MITCHELL	EVAN MOBLEY
14,000 PTS (13,320) Needs 680	200 3FGM (152) Needs 48
5,000 FGM (4,720) Needs 280	500 BLK (419) Needs 81
1,700 3FGM (1,618) Needs 82	5,000 PTS (4,412) Needs 588
800 STL (740) Needs 60	300 GP (269) Needs 31
600 GP (539) Needs 61	3,000 REB (2,408) Needs 592
	1,000 AST (784) Needs 216
LARRY NANCE JR.	CRAIG PORTER JR.
600 GP (546) Needs 54	1,000 PTS (473) Needs 527
300 3FGM (241) Needs 59	
MAX STRUS	DEAN WADE
800 3FGM (709) Needs 91	2,000 PTS (1,482) Needs 518
4,000 PTS (3,209) Needs 791	100 BLK (98) Needs 2
	300 GP (283) Needs 17

## 2024-25 SEASON NOTES

**HISTORICAL YEAR:** The Cavs finished with the **NBA'S 2<sup>ND</sup>-BEST RECORD AT 64-18** (2<sup>nd</sup>-most wins in team history), including **34-7 at Rocket Arena, Cleveland**, who passed last season's win total by 16 victories (48 wins in 2023-24), started the campaign with a franchise-best 15-0 record, breaking the previous mark of 8-0 set in 1976-77. They were also just the **4<sup>th</sup> team in NBA history to start a season 15-0** and **1 OF 28 TEAMS IN LEAGUE HISTORY TO WIN 64+ GAMES.**




MOST WINS IN CAVS HISTORY		2024-25 SEASON		
THIS YEAR MARKED THE 2 <sup>ND</sup> MOST WINS IN TEAM HISTORY		NBA'S BEST RECORDS		
CAVS YEAR	WINS	OVERALL RECORD	HOME RECORD	ROAD RECORD
2008-09	66	1. OKC: 68-14	1. OKC: 35-6	1. BOS: 33-8
2024-25	64	2. CLE: 64-18	2. CLE: 34-7	2. OKC: 32-8
2009-10	61	3. BOS: 61-21	3. LAL: 31-10	3. CLE: 30-11
		Based on Win %		
60+ WINS: THIS IS THE 3 <sup>RD</sup> TIME IN TEAM HISTORY WITH 60+ WINS IN A SEASON (66 in '08-09 and 21 in '09-10).				
ROAD WARRIORS: THE CAVS SET A NEW FRANCHISE RECORD WITH 30 ROAD WINS (PREV. 27, 2008-09).				

**BEST IN THE EAST:** After a win over Chicago on April 8, the Cavs clinched the No. 1 seed in the Eastern Conference for **4<sup>th</sup> time in franchise history** (2008-09, 2009-10, 2015-16).

**CENTRAL CROWN:** After a win over Brooklyn on March 11, the Cavs clinched the Central Division title for just the **8<sup>th</sup> time in franchise history** (75-76, 08-09, 09-10, 14-15, 15-16, 16-17, 17-18, 24-25).

**PLAYOFF BOUND:** The Cavs clinched their **3<sup>rd</sup> straight playoff berth** (25<sup>th</sup> in franchise history) on March 5.

THE CAVS **WON A FRANCHISE-RECORD 16 STRAIGHT GAMES FROM FEB. 5-MARCH 14**, THE LONGEST IN CAVS HISTORY AND BY ANY NBA TEAM THIS SEASON

LONGEST WIN STREAKS IN THE NBA THIS SEASON		15-0 STARTS IN NBA HISTORY		CAVS LONGEST WIN STREAKS AT ANY POINT OF A SEASON	
2024-25 SEASON		THE ONLY NBA TEAMS TO START 15-0		FRANCHISE BEST WIN STREAKS	
NBA TEAM	WIN STREAK	NBA TEAM / YEAR	RECORD START	DATE	WIN STREAK
1. CLE	16 (2/5-3/14)	GSW '15-16	24-0	2/5/25 – 3/14/25	16
2t. CLE	15 (10/23-11/17)	CLE '24-25	15-0	10/23/24 – 11/17/24	15
2t. OKC	15 (12/3-1/5/17)	HOU '93-94	15-0	11/11/17 – 12/6/17	13
4. CLE	12 (12/13-1/9)	WSC '48-49	15-0	1/16/10 – 2/11/10	13
				3/7/09 – 3/31/09	13
 <b>THREE 12+ GAME WIN STREAKS:</b> CLEVELAND IS JUST THE <b>2<sup>ND</sup> TEAM</b> IN NBA HISTORY TO HAVE 3 SEPARATE 12+ GAME WIN STREAKS IN A SINGLE SEASON (2006-07 DALLAS MAVERICKS).					
 <b>RECORD STREAKS:</b> THE <b>TOP 2 LONGEST WIN STREAKS</b> IN FRANCHISE HISTORY HAVE OCCURRED THIS SEASON.					
 <b>TWO 15+ GAME WIN STREAKS:</b> CLEVELAND IS JUST THE <b>6<sup>TH</sup> TEAM</b> IN NBA HISTORY TO HAVE MULTIPLE 15+ GAME WIN STREAKS IN A SINGLE SEASON: 2006-07 PHX, 1999-00 LAL, 1996-96 UTA, 1970-71 MIL, 1946-47 WAS Capitols.					

**BY THE NUMBERS:** The Cavs set historical marks and ranked in the Top 10 in numerous categories this season.

**121.9**

The Cavs' PPG this season,

**1<sup>ST</sup> IN THE NBA,**

**& A NEW**

**FRANCHISE RECORD**

(114.1 PPG in '79-80)

**.491**

The Cavs' FG% this season,

**2<sup>ND</sup> IN THE NBA**

**& 3<sup>RD</sup>-BEST IN**

**FRANCHISE HISTORY**

(.502 FG% in '88-89)

**.383**

The Cavs' 3FG% this season,

**2<sup>ND</sup> IN THE NBA**

**& 4<sup>TH</sup>-BEST IN**

**FRANCHISE HISTORY**

(.407 3FG% in '89-90)

**15.9**

The Cavs' 3FGM per game this season,

**2<sup>ND</sup> IN THE NBA**

**& A NEW**

**FRANCHISE RECORD**

(13.5 3FGM/Game in '23-24)

**+9.5**

Cavs' PPG differential,

**2<sup>ND</sup> IN THE NBA**

**& A NEW**

**FRANCHISE RECORD**

(+8.9 in '08-09)

**121.0**

Cavs' OFFENSIVE RATING,

**1<sup>ST</sup> IN THE NBA**

**& A NEW**

**FRANCHISE RECORD**

**111.8**

Cavs' DEFENSIVE RATING,

**8<sup>TH</sup> IN THE NBA**

**2.13**

Cavs' AST to TOV ratio,

**5<sup>TH</sup> IN THE NBA**

**28.1**

Cavs' APG this season,

**9<sup>TH</sup> IN THE NBA**

**& 2<sup>ND</sup>-BEST IN**

**FRANCHISE HISTORY**

(28.6 in '92-93)

**45**

Cavs' 120-Point Games,

**3<sup>RD</sup> IN THE NBA**

**& A NEW**

**FRANCHISE RECORD**

(24 in '79-80 & '16-17)

**20**

Cavs' 130-Point Games,

**T-3<sup>RD</sup> IN THE NBA**

**& A NEW**

**FRANCHISE RECORD**

(5 in '16-17 & '17-18)

**4**

Cavs' 140-Point Games,

**7<sup>TH</sup> IN THE NBA**

**& A NEW**

**FRANCHISE RECORD**

(2 in '79-80 and '91-92)

**FROM DEEEEEEP:** CLEVELAND SET A **FRANCHISE RECORD FOR THREE-POINTERS IN A SINGLE SEASON WITH 1,303 (PREV. MARK WAS 1,130 IN 2023-24).**

- **100 OF THEM:** THE CAVS HAD 5 PLAYERS WITH 100+ 3FG THIS SEASON (MITCHELL, GARLAND, MERRILL, JEROME, STRUS).
- **200 3FG DUO:** DONOVAN MITCHELL AND DARIUS GARLAND ARE THE **1<sup>ST</sup> TEAMMATES IN FRANCHISE HISTORY TO EACH MAKE 200+ 3FG.**

**MORE ON THE DEFENSE:** THE CAVS ALLOWED OPPONENTS TO SHOOT JUST **.454 FROM THE FIELD, THE 3<sup>RD</sup>-BEST MARK IN THE NBA.**

# CAVS TAKE OVER THE BAY: NBA ALL-STAR 2025 RECAP



**ATKINSON'S TEAM WINS NEW NBA ALL-STAR TOURNEY (FEB. 16):** Cavaliers Head Coach Kenny Atkinson, the head coach of Shaq's OGs at NBA All-Star 2025, went on to win the new All-Star tournament with wins over Chuck's Global Stars (featured Donovan Mitchell) and the Rising Stars (coached by Cavs assistant Jordan Ott). Darius Garland and Evan Mobley played on Kenny's Young Stars at the event.

**COACH ATKINSON IN CHARGE:** For Kenny Atkinson, it was his first time in his career that he has been honored with coaching the NBA All-Star Game. It was also the fourth time in franchise history that a Cavs head coach had been selected to coach in the NBA All-Star Game (Tyronn Lue in 2016, Mike Brown in 2009 and Lenny Wilkins in 1989).

**THREE ALL-STARS:** NBA All-Star 2025 marked just the fourth time in franchise history that the Cavaliers had three NBA All-Star selections (1989, 1993 and 2017) and just the second instance in team history where three All-Star players were accompanied by their head coach (1989, HC Lenny Wilkens, Mark Price, Brad Daugherty and Larry Nance Sr.). No other team had three All-Stars this year.

**MITCHELL THE STARTER:** It was the sixth NBA All-Star selection (2020-2025) for Donovan Mitchell in his career, including his second time being selected as a starter (2023, 2025). Mitchell joined LeBron James (10 times) and Kyrie Irving (two times) as the third Cavaliers player in franchise history to be selected as an All-Star Game starter on multiple occasions.

**GARLAND AND MOBLEY NAMED RESERVES:** It marked Darius Garland's second NBA All-Star selection with his first being at 2022 NBA All-Star Weekend in Cleveland and Mobley made his first All-Star appearance.

**SKILLS CHALLENGE TITLE (FEB. 15):** Team Cavaliers (Evan Mobley and Donovan Mitchell) took home the 2025 Kia Skills Challenge crown, becoming the first non-home team to win the Challenge since it was moved to a team event in 2022. Mobley, who also won the Skills Challenge in 2022, became the fourth NBA player to win the event twice (Dwyane Wade, Steve Nash, Damian Lillard).

**DG THE THREE-POINT FINALIST (FEB. 15):** Darius Garland participated in the 2025 Starry 3-Point Contest and advanced to the Final Round after his score of 24 in the opening round in which he paid homage to his father, Winston Garland. Garland donned a black Cavs' No. 22 jersey that had his father's name on the back. Winston also played for the Golden State Warriors, where NBA All-Star 2025 was held, from 1987-1990.

**CAVS ASSISTANT COACHES LED TEAM C TO RISING STARS CROWN (FEB. 14):** In the 2025 Castrol Rising Stars event, Cavs Assistant Coach Jordan Ott, who was the head coach of Team C (Chris Mullin), along with additional members of the Cavs coaching staff, led them to a win over Team G League in the final round to claim the Rising Stars title. With the win, Team C advanced to the NBA All-Star Game mini-tournament.





**130+ POINTS:** The Cavs scored **130+ PTS in 20 games this season**, breaking the **FRANCHISE RECORD** for 130+ PT games in a single season (previous record was 5 times in '16-17 & '17-18). **Cleveland has also broke the team record for most 120+ PT games in a season with 45** (prev. record was 24 in '79-80 & '16-17).

**140+ POINTS:** The Cavs scored **140+ PTS in a franchise single-season record 4 games this season**, surpassing the previous mark of 2 times in 1979-80 and 1991-92.

**BIG 149, MOST POINTS IN REGULATION:** In Cleveland's road win at Denver on Dec. 27, the Cavs scored their **MOST POINTS IN A ROAD GAME EVER**, as well as their **MOST POINTS IN REGULATION EVER!**

MOST POINTS SCORED IN REGULATION	MOST POINTS SCORED IN ANY GAME
CAVS HISTORY	CAVS HISTORY
<b>149 at DEN (12/27/24)</b>	154 vs. LAL (4 OT, 1/29/80)
148 vs. MIA (12/17/91)	<b>149 at DEN (Reg, 12/27/24)</b>
<b>144 vs. DAL (2/2/25)</b>	148 vs. MIA (Reg, 12/17/91)
<b>144 vs. CHI (11/15/24)</b>	147 vs. BKN (2 OT, 1/20/21)
144 vs. TOR (12/26/21)	145 vs. CHI (OT, 1/2/23)

**HOW ABOUT 144 POINTS, INCLUDING 50 IN A QUARTER AND 91 IN A HALF:**  
In Cleveland's victory against Dallas on Feb. 2, the Cavs rang up **144 points**, which was tied for their 3rd-most ever in a regulation game. The Cavs also set franchise records for points in a quarter (**50 in the 1<sup>st</sup> Q**), points in a half (**91 in the 1<sup>st</sup> H**), biggest halftime lead (**+45, 91-46**) and three-pointers made for a game (26).

MOST POINTS IN A QUARTER	MOST POINTS IN A HALF
CAVS HISTORY	CAVS HISTORY
<b>50 (1<sup>st</sup> Q, 2/2/25 vs. DAL)</b>	<b>91 (1<sup>st</sup> H, 2/2/25 vs. DAL)</b>
<b>49 (1<sup>st</sup> Q, 11/15/24 vs. CHI)</b>	<b>83 (1<sup>st</sup> H, 11/8/24 vs. GSW)</b>
47 (1 <sup>st</sup> Q, 3/31/23 vs. NYK)	83 (2 <sup>nd</sup> H, 1/2/23 vs. CHI)
<b>47 (4<sup>th</sup> Q, 1/25/24 vs. HOU)</b>	81 (1 <sup>st</sup> H, 11/23/16 vs. POR)
46 (6 Times)	81 (1 <sup>st</sup> H, 12/11/21 vs. SAC)

LARGEST HALFTIME LEADS IN CAVS HISTORY	
DATE / OPPONENT	HALFTIME LEAD
<b>2/2/25 vs. DAL</b>	<b>+45 (91-46)*</b>
<b>11/9/24 vs. GSW</b>	<b>+41 (83-42)*</b>
1/23/2015 vs CHA	+35 (75-40)
11/25/2016 vs DAL	+34 (72-38)
11/26/2008 vs OKC	+34 (66-32)
<b>*This Season</b>	

MOST 3FGM IN A GAME IN CAVS HISTORY	
DATE / OPPONENT	3FGM
<b>2/2/25 vs. DAL</b>	<b>26*</b>
<b>1/24/25 at PHI</b>	<b>25*</b>
3/3/17 vs. ATL	25
4 Times	23
<b>*This Season</b>	



**SAM MERRILL MADE A CAREER-HIGH 9 3FG VS. DALLAS ON FEB. 2, THE MOST EVER BY A CAVS BENCH PLAYER.**

**WILD, WILD WEST:** The Cavs went **23-7** against the West this season, including winning their first 11 meetings, which was the team's best EVER start vs. the West (previous mark of 5-0 in 2009-10. Cleveland also tied their best EVER win streak against the West (also had 11 straight wins over the West in 2008-09 from 11/3/08 to 1/16/09). Their 23 wins are tied for the 4<sup>th</sup> most in team history.

**WINNING BY 10+:** The Cavs won **41** games by at least 10 points this season (T-2<sup>nd</sup>-most in NBA), including a franchise-record 10 consecutive games by double-digits from Dec. 13-Jan. 5. Their 10 straight wins by double figures also tied the NBA single season record, done 3 other times (Rockets in 2008, Nets in 2004, Washington Capitols in 1946).

#### MOST WINS BY 10+ PTS THIS SEASON

NBA TEAM	DOUBLE-DIGIT WINS
1. OKC	54
2t. CLE	<b>41</b>
2t. BOS	41
The Cavs won 18 games by 20+ PTS, a new franchise single season record.	

**20 THREES:** The Cavs made **20+ 3FG** 11 times this season, the most in team history (prev. 9 times in 2023-24), including a stretch of 4 consecutive games for the 1<sup>st</sup> time ever (Dec. 20-27) and a **FRANCHISE SINGLE GAME RECORD 26 3FG** vs. Dallas on Feb. 2.

**COACH KENNY'S 64 WINS:** After becoming the **FIRST HEAD COACH IN NBA HISTORY** with an undefeated record through his first 15 games with a new team, **KENNY ATKINSON** is the 5<sup>th</sup> coach ever to win 64+ games in his first season with a new team. He joins Bill Sharman (69 W, LAL 1971-72), Phil Jackson (67 W, LAL 1999-00), Steve Kerr (67 W, GSW in 2014-15), and Flip Saunders (64 W, DET in 2005-06) to accomplish this feat.

**2X COACH OF THE MONTH:** Kenny Atkinson has been named the **NBA Eastern Conference Coach of the Month TWICE** this season (Oct./Nov. & Dec.). He is just the 2<sup>nd</sup> coach in Cavs history to win the award in consecutive months (Mike Brown in Mar./Apr. 2009) and just the 5<sup>th</sup> Cavs coach to win the award multiple times.

#### CAVALIERS COACHES TO WIN NBA COACH OF THE MONTH

CAVS COACH	CAVS COACH
George Karl (Feb. '85)	David Blatt (2 Times)
Lenny Wilkens (3 Times)	Tyrone Lue (Oct/Nov '16)
Mike Fratello (2 Times)	J.B. Bickerstaff (Jan. '22)
Mike Brown (5 Times)	<b>KENNY ATKINSON (2 Times)</b>

**BALANCE ATTACK:** The Cavs had 6 players averaging 12.0+ PPG this season.



**MITCHELL**  
24.0 PPG




**GARLAND**  
20.6 PPG



**MOBLEY**  
18.5 PPG



**ALLEN**  
13.6 PPG



**JEROME**  
12.5 PPG



**HUNTER**  
17.0 PPG

14.3 PPG WITH CAVS

#### NBA'S HIGHEST SCORING BACKCOURTS (PPG)

##### TEAM/BACKCOURT

44.7 – OKC  
Gilgeous-Alexander (32.7)  
Aaron Wiggins (12.0)

**44.6 - CLE**  
**MITCHELL (24.0)**  
**GARLAND (20.6)**

EAST  
PLAYER OF THE MONTH  
(FEB.), TWO-TIME  
PLAYER OF THE WEEK &  
NBA ALL-STAR STARTER

**ALL-NBA  
FIRST TEAM**



**26.2**

Mitchell's PPG since joining the Cavs in 2022-23, the **2<sup>ND</sup>-HIGHEST CAREER PPG IN FRANCHISE HISTORY**, behind only LeBron James (27.2).

**GETTING IT DONE:** DONOVAN MITCHELL, an **ALL-NBA FIRST TEAM SELECTION** & **2025 NBA ALL-STAR STARTER**, averaged a team-high 24.0 PPG (16<sup>th</sup>-best in NBA), 4.5 RPG, 5.0 APG and 1.34 SPG (23<sup>rd</sup> in NBA) in 31.4 MPG this season. Mitchell has scored 20+ points in 48 games, including 19 games of 30+ PTS, and has a career-high tying 6 double-doubles.

**AWARD SEASON:** This year, DONOVAN MITCHELL was named the **EASTERN CONFERENCE PLAYER OF THE MONTH** (Feb.) and **PLAYER OF THE WEEK TWICE** (Oct. 28-Nov. 3 and Oct. 27-Feb. 2). Mitchell and LeBron James are the only players to win Player of the Month honors in franchise history.

#### MOST PLAYER OF THE WEEK AWARDS IN CAVS HISTORY

PLAYER	PLAYER OF THE WEEK AWARDS
1. LeBron James	42
<b>2. DONOVAN MITCHELL</b>	<b>5</b>
3. Kyrie Irving	4

#### SPIDA ALREADY HAS THE 2<sup>ND</sup>-MOST 40-POINT GAMES IN CAVALIERS HISTORY

PLAYER	40-PT GAMES
1. LeBron James	51
<b>2. DONOVAN MITCHELL</b>	<b>19</b>
3. Kyrie Irving	11

#### SPIDA HAS THE 5<sup>TH</sup>-MOST 3FGM SINCE ENTERING THE NBA IN 2017-18

PLAYER	3FGM
1. Stephen Curry	2,141
2. Buddy Hield	1,979
3. James Harden	1,793
4. Damian Lillard	1,762
<b>5. DONOVAN MITCHELL</b>	<b>1,618</b>
*Mitchell made 233 3FG this season (12 <sup>th</sup> in NBA)	

#### **CLIMBING UP THE 30-POINT LADDER:**

After a 35-PT night in Chicago on Nov. 11, **DONOVAN MITCHELL** passed Kyrie Irving (54) for the **3<sup>rd</sup>-most 30-point games in Cavs history**. He later passed World B. Free for 2<sup>nd</sup> all-time after his 35-point performance in a win over Boston on Dec. 1.

#### SPIDA ALREADY HAS THE 2<sup>ND</sup>-MOST 30-POINT GAMES IN CAVS HISTORY

CAVALIER (TOTAL GAMES PLAYED AS A CAV)	30-PT GAMES
1. LeBron James (849 GP)	324
<b>2. DONOVAN MITCHELL (194 GP)</b>	<b>71</b>
3. World B. Free (275 GP)	58
4. Kyrie Irving (381 GP)	54
5. Mike Mitchell (271 GP)	41

**PERFECT 4<sup>TH</sup> OVER BOSTON:** During Cleveland's come-from-behind win over Boston on Dec. 1, **DONOVAN MITCHELL** finished with a game-high 35 PTS, 7 REB, 3 AST, 2 STL and 1 BLK. He scored 20 of his points in the 4<sup>th</sup> quarter, shooting a perfect 6-6 FG, 4-4 3FG and 4-4 FT, to go along with 5 REB. Since 2002-03, the only other NBA player to record 20+ PTS on perfect shooting and 5+ REB in a 4<sup>th</sup> quarter is teammate Dean Wade, who also did it vs. Boston on 3/5/24.

**GAME WINNER:** During a 30-PT effort at Milwaukee on Nov. 2, **DONOVAN MITCHELL** made the game-winning basket, a 19-ft jump shot with 0.3 seconds remaining, that gave Cleveland a 114-113 victory.



**DG THE PG:** **2025 NBA ALL-STAR** DARIUS GARLAND averaged 20.6 PPG on .472 FG%, .401 3FG% and .878 FT% (17<sup>th</sup> in NBA), 6.7 APG (12<sup>th</sup> in NBA) and 1.21 SPG in 30.7 MPG this season. He topped 20+ PTS on 40 occasions, 30+ PTS 5 times, 40+ points once and has 7 double-doubles this season.



**TALLIED 103  
POINTS  
& .534 FG% IN  
CLUTCH  
SITUATIONS**

**2**

Players in the entire NBA to average 20.0+ PPG, 6.0+ APG, and .400+ 3FG% this season. (DARIUS GARLAND, Nikola Jokic).

**THE ONLY NBA PLAYERS THIS SEASON  
WITH 20.0+ PPG, 6.0+ APG, .400+ 3FG%**

**NBA PLAYER**

**DARIUS GARLAND (CLE)**

Nikola Jokic (DEN)

\*Garland also made 212 3FG this season, the 3<sup>rd</sup>-most in Cavs history.

**ANOTHER PLAYER OF THE WEEK:** DARIUS GARLAND won the PLAYER OF THE WEEK AWARD TWICE THIS SEASON (week ending Nov. 10 and Jan. 12). With 3 such awards for his career, he is now the 4<sup>th</sup> player in Cavs history to win the award 3+ times (LeBron James-42, Donovan Mitchell-5, Kyrie Irving-4). Garland and Mitchell won the award in consecutive weeks this year, just the 2<sup>nd</sup> teammates in Cavs history to accomplish that feat.

**CAVALIERS TEAMMATES TO WIN PLAYER OF THE WEEK  
IN CONSECUTIVE WEEKS**

**CAVS TEAMMATES (WEEK ENDING)**

**DONOVAN MITCHELL (11/3/24) & DARIUS GARLAND (11/10/24)**

LeBron James (1/25/15) & Kyrie Irving (2/1/15)


**DG AT MSG:** In Cleveland's road win in New York (10/28), DARIUS GARLAND became just the 3<sup>rd</sup> player in Cavs history to record 34+ PTS, 5+ 3FG, 2+ STL and 2+ BLK in a single game, joining LeBron James (11/21/07, 12/19/17) and Larry Hughes (12/11/07).

**DG'S BUZZER BEATER:** DARIUS GARLAND made the game-winning shot, a 31-foot three-pointer, as time expired that gave the Cavs a 118-115 victory at Detroit on Feb. 5. It was his first game-winning shot at the buzzer of his NBA career and the first by any Cavalier since Max Strus's 59-foot buzzer beater on Feb. 27, 2024 vs. Dallas.

**40-PIECE:** After his season-high 40-PT, 9-AST night in the win over Toronto on Jan. 9, Garland now has 5 career 40-PT games, the 4<sup>th</sup>-most in Cavaliers history.

**THE ONLY PLAYERS IN CAVS HISTORY WITH 5+ 40-PT GAMES**

PLAYER	40-PT GAMES
LeBron James	51
<b>DONOVAN MITCHELL</b>	<b>19</b>
Kyrie Irving	11
<b>DARIUS GARLAND</b>	<b>5</b>



**DG'S BUZZER BEATER  
FEB. 5, 2025 AT DET**





# CLUTCH PERFORMER

DATE & OPPONENT	GARLAND'S 4Q POINTS	CLUTCH BASKETS	GAME RESULT
10-28 at NYK	15	10 PTS IN FINAL 4:27	W, 110-104
11-4 vs. MIL	12	12 PTS IN FINAL 5:51 & GO-AHEAD 3FG W/45 SECONDS TO GO	W, 116-114
11-9 vs. BKN	8	8 PTS IN FINAL 4:08	W, 105-100
12-1 vs. BOS	4	4 PTS IN FINAL 16 SECONDS	W, 115-111
1-9 vs. TOR	14	3FG TO PUT CAVS UP 129-124 WITH 40 SECONDS LEFT	W, 132-126
1-14 at IND	13	PUT THE CAVS UP 9 WITH HIS 3FG AT 4:48 MARK OF 4Q	W, 127-117
1-18 at MIN	11	9 PTS IN FINAL 5:41	W, 124-117
2-5 at DET	18	11 PTS IN FINAL 3 MINUTES & GAME-WINNING 3FG AT BUZZER	W, 118-115
3-7 at CHA	6	6 PTS IN FINAL 3:01	W, 118-117
3-11 vs. BKN	18	LAYUP WITH 52 SECONDS LEFT TO GIVE CAVS 103-99 LEAD	W, 109-104
3-30 vs. LAC	9	9 PTS IN FINAL 6:18	W, 127-122
4-11 at NYK	13	PERFECT 6-6 FG IN 4Q TO HELP OVERCOME 23-PT DEFICIT	W, 108-102
GARLAND WAS NBA-BEST +85 IN THE CLUTCH & LED CAVS TO 25 WINS IN CLUTCH SITUATIONS (T-2 <sup>ND</sup> -MOST IN NBA)			

**THE EVAN EFFECT:** This season, **DEFENSIVE PLAYER OF THE YEAR**, **ALL-NBA SECOND TEAM SELECTION** & **2025 NBA ALL-STAR** **EVAN MOBLEY** averaged a **CAREER HIGH 18.5 PPG (.557 FG%-12<sup>th</sup> in NBA, .370 3FG%, .725 FT%)**, **9.3 RPG (14<sup>th</sup> in NBA)**, **3.2 APG**, **0.86 SPG** and **1.59 BPG (5<sup>th</sup>-best in NBA)** in **30.5 MPG**. He also notched a **career-high 37 double-doubles (13<sup>th</sup> in NBA)** and **21 games of 20+ PTS/10+ REB**.



**THE FRANCHISE'S  
FIRST-EVER  
*DPOY!***

### NBA LEADERS IN PLUS/MINUS

#### PLAYER

1. Shai Gilgeous-Alexander (OKC): +918
2. Nikola Jokic (DEN): +594
3. Isaiah Joe (OKC): +550
4. Luguentz Dort (OKC): +549
5. **EVAN MOBLEY (CLE): +546**

**34**

Games Mobley recorded at  
least 2 BLK this season.

**1 OF 3:** **EVAN MOBLEY** was 1 of only 3 players this season to average at least 18.0 PPG, 9.0 RPG and 1.50 BPG. He is the **ONLY ONE** below shooting .370+ on 3FG%.

**THE ONLY NBA PLAYERS AVERAGING  
18.0+ PPG, 9.0+ RPG & 1.50+ BPG IN 2024-25**

#### PLAYER

**EVAN MOBLEY (CLE)**  
Anthony Davis (DAL)  
Victor Wembanyama (SAS)

**2X DPOM**

Mobley has been named the Eastern Conference  
Defensive Player of the Month **TWICE** this season (Dec. &  
Feb.), the **FIRST** NBA player to do so.

**MAJOR NUMBERS:** In a win over Brooklyn on Nov. 9, **EVAN MOBLEY** became the 1<sup>st</sup> player since 1973-74 (when steals were introduced) to accumulate at least **23 PTS, 16 REB, 4 STL** and shoot .909 FG% (10-11 FG) in a single game.

**4 FOR 41:** At Charlotte on Dec. 7, **EVAN MOBLEY** erupted for a **career-best 41 PTS (23 in 1Q)**, a **career-high 6 3FG, 10 REB and 3 BLK**, becoming just the 4<sup>th</sup> player in NBA history to reach those numbers. He also scored 23 of his 41 PTS in the opening period, his most ever in a quarter and tied for the 3<sup>rd</sup>-most in the opening period by a Cavs player in franchise history.

## MOBLEY'S MONSTER 41-PT NIGHT (12/7 AT CHARLOTTE)

**THE ONLY PLAYERS IN NBA HISTORY WITH  
41+ PTS, 6+ 3FG, 10+ REB & 3+ BLK**

**MOST POINTS SCORED IN AN OPENING QUARTER  
IN CAVS HISTORY**

NBA PLAYER / DATE	STAT LINE	CAVS PLAYER	1 <sup>ST</sup> Q PTS / DATE
1. Vince Carter (2/7/05)	43 PTS, 7 3FG, 14 REB, 3 BLK	1. Kevin Love (11/23/16)	34
2. Vince Carter (4/7/07)	46 PTS, 7 3FG, 16 REB, 3 BLK	2. LeBron James (4/11/08)	24
3. Kevin Durant (12/8/08)	41 PTS, 6 3FG, 10 REB, 3 BLK	3t. LeBron James (2/6/10)	23
4. James Harden (12/28/19)	44 PTS, 6 3FG, 10 REB, 3 BLK	3t. LeBron James (1/31/10)	23
5. <b>EVAN MOBLEY (12/7/24)</b>	<b>41 PTS, 6 3FG, 10 REB, 3 BLK</b>	3t. Donovan Mitchell (3/31/23)	23
*Mobley is <b>THE ONLY PLAYER IN CAVS HISTORY TO POST THESE NUMBERS IN A SINGLE GAME</b>		3t. <b>EVAN MOBLEY (12/7/24)</b>	<b>23</b>
		*Mobley shot 9-10 FG and 5-5 3FG in the 1Q	

**MR. ACCURACY:** JARRETT ALLEN shot over .600 FG% for the 6<sup>th</sup> consecutive season, as he averaged 13.6 PPG on a CAREER-HIGH and FRANCHISE-RECORD .706 FG% (BEST in NBA), 9.7 RPG (11<sup>th</sup> in NBA), 0.94 SPG and 0.89 BPG in 28.0 MPG. He also had a team-high 40 double-doubles, the 10<sup>th</sup>-most in the NBA.

CONTESTED  
THE 3<sup>RD</sup>-MOST  
SHOTS IN THE  
NBA (766)

NBA LEADERS IN FG% (2024-25)	
PLAYER	FG%
1. JARRETT ALLEN (CLE)	.706
2. Jalen Duren (DET)	.692
3. Rudy Gobert (MIN)	.669
4. Ivica Zubac (LAC)	.628

BEST FG% IN A SINGLE SEASON (CAVS HISTORY)	
PLAYER (MINIMUM 100 FGM IN A SEASON)	FG%
1. JARRETT ALLEN (2024-25)	.706
2. Jarrett Allen (2021-22)	.677
3. Jarrett Allen (2022-23)	.644
4. Jarrett Allen (2023-24)	.634
5. Jarrett Allen (2020-21)	.609
6. Tyrone Hill (1996-97)	.600

20

Rebounds that Allen grabbed at Brooklyn on Feb. 20, a season high and his 7<sup>th</sup> time in his career he's recorded that many boards.



**HISTORIC 5 GAMES:** In the Cavs' first 5 games of the season, JARRETT ALLEN averaged 17.8 PPG on .791 (34-43) shooting from the field. He became the **FIRST PLAYER IN IN THE SHOT CLOCK ERA** to make 34+ field goals on .790+ FG% in the first 5 games of a season.

**FRO REAL:** In a win at Brooklyn on Feb. 20, JARRETT ALLEN (16 PTS, 20 REB, 8-9 FG, .889 FG%) became the 1<sup>st</sup> player in Cavs history to post 16+ PTS, 20+ REB and a .889 FG% in a single game. Allen also became the **only** player NBA-ABA merger to have a 20-rebound double-double while playing 25 minutes or less.


**LIKE WILT:** After wins at Chicago on March 4 (25 PTS, 17 REB, 10-11 FG) and San Antonio on March 27 (29 PTS, 15 REB, 10-11 FG), JARRETT ALLEN now has **4 career games** with 25+ PTS, 15+ REB and .900+ FG%. Allen and Wilt Chamberlain (12) are the only players in NBA history to have 4+ career games with 25+ PTS, 15+ REB and .900+ FG%.



**BENCH MARKS:** The Cavaliers' bench averaged **39.7 PPG**, the 8<sup>th</sup>-most in the NBA. Cleveland's reserves also ranked in the Top 10 in FG% (9<sup>th</sup>, .459), 3FG% (4<sup>th</sup>, .380), APG (6<sup>th</sup>, 9.6) and SPG (9<sup>th</sup>, 3.24), while setting an NBA bench record with 545 three-pointers.

MOST 3FGM AMONG NBA BENCHES ('24-25)	
TEAM	3FGM OFF BENCH
1. CLEVELAND	545
2. Atlanta	516
3. Memphis	500

HIGHEST 3FG% AMONG NBA BENCHES ('24-25)	
TEAM	3FG% OFF BENCH
1. Milwaukee	.397
2. Memphis	.391
3. Boston	.385
4. CLEVELAND	.380



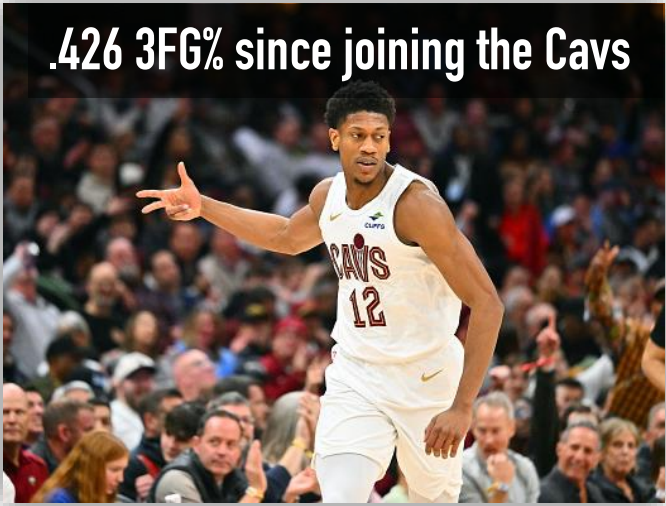
545

3FGM by the Cavaliers' bench this season.  
**THE MOST THREE-POINTERS MADE BY ANY BENCH IN NBA HISTORY!**



**FITTING IN NICELY:** After joining the Cavs at the trade deadline, **DE'ANDRE HUNTER** shot **.426 (60-141)** from beyond the arc, while also averaging **14.3 PPG (.485 FG%)** and **4.2 RPG** in **25.0 MPG** (27 games).

POINTS PER GAME LEADERS IN GAMES OFF BENCH	
PLAYER	PPG
1. DE'ANDRE HUNTER (CLE)	16.9
2. Malik Beasley (DET)	15.3
3. Payton Pritchard (BOS)	14.0
*Ty Jerome ranked 8 <sup>th</sup> in PPG among bench players	



**JERSEY NUMBERS:** Here's a breakdown of the Cavaliers' 2024-25 record by jersey.

Association: 31-7	Icon: 14-2	Statement: 14-8	City: 5-1
-------------------	------------	-----------------	-----------







# CLEVELAND CAVALIERS

## 2025 TRAINING CAMP ROSTER

### CAVALIERS ALPHABETICAL ROSTER

#	NAME	POS	HT	WT	DOB	PRIOR TO PROS/HOME COUNTRY	YR
31	Jarrett Allen	C	6-11	248	4/21/98	Texas '17 / USA	9 <sup>th</sup>
2	Lonzo Ball	G	6-6	205	10/27/97	UCLA '17 / USA	7 <sup>th</sup>
3	Thomas Bryant	C	6-10	255	7/31/97	Indiana '17/ USA	9 <sup>th</sup>
21	Tristan Enaruna #	F	6-8	220	6/26/01	Cleveland State '24 / Netherlands	R
10	Darius Garland	G	6-1	186	1/26/00	Vanderbilt '19 / USA	7 <sup>th</sup>
8	Killian Hayes #	G	6-5	195	7/27/01	Ratiopharm ULM (Ger) '20/ France/USA	6 <sup>th</sup>
12	De'Andre Hunter	F	6-8	221	12/2/97	Virginia '19 / USA	7 <sup>th</sup>
14	Chaney Johnson #	G	6-7	220	7/20/02	Auburn '25/ USA	R
18	Miller Kopp #	F	6-7	220	11/24/98	Indiana '23/ USA	R
5	Sam Merrill	G	6-4	205	5/15/96	Utah State '20 / USA	6 <sup>th</sup>
45	Donovan Mitchell	G	6-3	215	9/7/96	Louisville '17 / USA	9 <sup>th</sup>
4	Evan Mobley	F/C	7-0	215	6/18/01	USC '21 / USA	5 <sup>th</sup>
22	Larry Nance Jr.	F/C	6-7	245	1/1/93	Wyoming '15 / USA	11 <sup>th</sup>
15	Norchad Omier #	F	6-7	230	8/28/01	Baylor '25/ Nicaragua	R
9	Craig Porter Jr.	G	6-2	185	2/26/00	Wichita State '23 / USA	3 <sup>rd</sup>
24	Tyrese Proctor	G	6-4	183	4/1/04	Duke '25/ Australia	R
1	Max Strus	G/F	6-5	215	3/28/96	DePaul '19 / USA	7 <sup>th</sup>
35	Nae'Qwan Tomlin*	F	6-8	205	12/10/00	Memphis '24/ USA	2 <sup>nd</sup>
33	Luke Travers *	F	6-7	208	9/3/01	Rockingham Flames (Aus.) '22 / Australia	2 <sup>nd</sup>
20	Jaylon Tyson	G	6-6	218	12/2/02	California '24 / USA	2 <sup>nd</sup>
32	Dean Wade	F	6-9	219	11/20/96	Kansas State '19 / USA	7 <sup>th</sup>

\* Two-Way Player      # Training Camp Invite

### CAVALIERS NUMERICAL ROSTER

1	Max Strus	10	Darius Garland	22	Larry Nance Jr.
2	Lonzo Ball	12	De'Andre Hunter	24	Tyrese Proctor
3	Thomas Bryant	14	Chaney Johnson #	31	Jarrett Allen
4	Evan Mobley	15	Norchad Omier #	32	Dean Wade
5	Sam Merrill	18	Miller Kopp #	33	Luke Travers *
8	Killian Hayes #	20	Jaylon Tyson	35	Nae'Qwan Tomlin*
9	Craig Porter Jr.	21	Tristan Enaruna #	45	Donovan Mitchell

\* Two-Way Player      # Training Camp Invite

### STAFF

#### HEAD COACH

Kenny Atkinson (Richmond)

#### ASSOCIATE HEAD COACH

Johnnie Bryant (Utah)

#### ASSISTANT COACHES

Mike Gerrity (USC), Trevor Hendry (Clark), Alex Sarama (Nottingham),  
Jawad Williams (North Carolina), Omar Cook (St. John's), Nate Reinking (Kent State)

#### SENIOR DIRECTOR, PLAYER HEALTH / HEAD ATHLETIC TRAINER

Stephen Spiro (Temple)

#### HEAD STRENGTH AND CONDITIONING COACH

Derek Millender (South Alabama)



## #31 Jarrett Allen

Center - 6-11 - 248lbs - 04/21/1998 - Texas/USA

9th Year Pro

**PERSONAL:** Is the son of Leonard and Cheryl Allen...has one older brother, Leonard II...father, Leonard, played basketball at San Diego State (1982-85); he was selected by the Dallas Mavericks in the third round of the 1985 NBA Draft (50th overall pick) and played professionally in Europe...won a gold medal with the USA U18 National Team at the FIBA Americas U18 Championship in July 2016 in Valdivia, Chile...attended St. Stephen's Episcopal HS in Austin, Texas...is interested in computers.

	GP	GS	PPG	RPG	APG	SPG	BPG	MPG	FG%	3FG%	FT%
2024-25	82	82	13.5	9.7	1.9	0.94	0.89	28.0	.706	.000	.718
Career	568	503	12.8	9.2	1.7	0.65	1.24	28.2	.641	.164	.712

	POINTS 10+	20+	30+	REB 10+	AST 10+	BLK 3+	STL 3+	DBL-DBL	TPL-DBL
2024-25	61	15	--	47	--	4	7	40	--
Career	395	86	2	271	--	67	16	229	--

	2024-25 HIGHS	CAREER HIGHS
PTS	29 vs. SAS 3/27/25	33 vs. MIN 3/8/24
FGM	12 at LAL 12/31/24	15 vs. MIL 12/29/23
FGA	15 vs. CHI 11/15/24	20 3 times
3FGM	--	2 at DET 10/17/18
3FGA	1 5 times	3 2 times
FTM	9 3 times	15 vs. MIN 3/8/24
FTA	11 2 times	21 vs. MIN 3/8/24
OREB	7 2 times	11 at CHA 2/4/22
DREB	14 3 times	18 2 times
TREB	20 at BKN 2/20/25	24 at HOU 1/16/19
ASTS	6 4 times	8 vs. SAC 8/7/20
STLS	5 at CHA 3/7/25	5 at CHA 3/7/25
BLKS	4 at TOR 10/23/24	6 2 times
MINs	37 vs. CHI 11/15/24	46 vs. MIN 3/8/24

## NOTES:

## 2024-25 SEASON:

Appeared in all 82 games this season (all starts) for Cleveland, averaging 13.5 points and 9.7 rebounds while shooting an NBA-best .706 FG% in 28.0 minutes per game. His .706 FG% was also the highest FG% in a season in Cavaliers history.

- ☛ Became the 3rd player in NBA history to finish a season averaging 13.0+ PPG on .700+ FG% (Rudy Gobert and Wilt Chamberlain).
- ☛ He is the 1st player in NBA history to shoot .700+ FG% and .700+ FT% in a season.
- ☛ Chipped in 21 points on 10-11 (.909) shooting from the field, eight rebounds, one steal and one block in 32 minutes. **Allen became the first Cavs player in team history and the seventh NBA player in league history to have back-to-back games with 10+ FGM and .900+ FG%.** He joined Nikola Jokic, Rasheed Wallace, Shawn Kemp, Kevin McHale, Darryl Dawkins and Wilt Chamberlain).
- ☛ Finished with his team leading 39th double-double of the season with a team high 25 points on 11-12 (.917) shooting from the field, a team-high tying 12 rebounds, three assists and two steals in 31 minutes on March 30th vs. the L.A. Clippers. It was his 4th career game with at least 11 FGM and .900+ FG%, tying the 3rd-most games in NBA history with 11+ FGM on .900+ FG%.
- ☛ Recorded his team leading 38th DBL-DBL of the season with a season-high 29 PTS (19 PTS in the 4th quarter, 6-6 FG) on 10-11 (.909) shooting from the field, a game-high 16 REB, 1 STL and 1 BLK in 30 MIN on March 27th vs. San Antonio. **It was his 4th career game with at least 25 PTS, 15 REB and .900+ FG%, joining Wilt Chamberlain as the only players in NBA history to do that 4 or more times.**
- ☛ Recorded his team leading 34th DBL-DBL of the season with 25 PTS on 10-11 (.909) shooting from the field, a game-high 17 REB, 3 AST and 2 STL in 30 MIN on March 4 at CHI. **Allen joined Wilt Chamberlain (12) as the only players in NBA history to have 3+ games in their career with 25+ PTS, 15+ REB and .900+ FG%.**
- ☛ Contributed his 31st double-double of the season with 16 PTS on 8-9 (.889) shooting from the field, a season-high 20 REB, 1 STL and 1 BLK in 25 MIN on Feb. 20th at BKN. With his 1st rebound of the game, Allen grabbed his 5,000th career NBA rebound. **It was also his 7th career game with at least 20 REB**
- ☛ Recorded his 24th double-double of the season with 17 PTS on 7-11 shooting from the field, 13 REB, 3 AST, 3 BLK and 2 STL in 32 MIN on Jan. 22 at HOU. It was his 2nd career game with at least 17 PTS, 13 REB, 3 BLK and 2 STL.
- ☛ Finished with 25 PTS on 9-11 (.818) shooting from the field, 11 REB, 6 AST, 3 STL and 1 BLK in 32 MIN on Jan. 8th vs. OKC. **He became just the 10th player in NBA history with those numbers on .800+ FG%.**
- ☛ Contributed his 19th double-double of the season with a season-high 27 PTS on 12-14 (.857) shooting from the field, 14 REB, 3 BLK and 1 STL in 31 MIN on Dec. 31 at LAL. He became just the 3rd player in Cavaliers history to record 27+ PTS and 14+ REB on .857+ FG% (Brad Daugherty and Melvin Turpin).
- ☛ Chipped in 24 PTS, 10 REB, 3 AST, 3 STL and 2 BLK in 37 MIN on Nov. 15 vs. CHI.
- ☛ Recorded 20 PTS on 9-12 (.750) shooting from the field, a game-high 17 REB and 2 BLK in 31 MIN on Oct. 30 vs. LAL. It was his 27th game as a Cavalier with 15+ PTS and 15+ REB.
- ☛ Finished with 23 PTS on a perfect 10-10 shooting from the field, 5 REB, 1 STL and 2 BLK in 25 MIN on Oct. 26 at WAS.

## 7th Year Pro

	GP	GS	PPG	RPG	APG	SPG	BPG	MPG	FG%	3FG%	FT%
2024-25	35	14	7.6	3.4	3.3	1.34	0.49	22.2	.366	.344	.815
Career	287	253	11.4	5.5	5.8	1.53	0.62	31.2	.398	.362	.599
	POINTS			REB	AST	BLK	STL				
	10+	20+	30+	10+	10+	3+	3+	DBL-DBL		TPH-DBL	
2024-25	9	--	--	--	--	--	7	--		--	
Career	161	27	2	25	41	8	63	37		8	

	GP	GS	PPG	RPG	APG	SPG	BPG	MPG	FG%	3FG%	FT%		2024-25 HIGHS	CAREER HIGHS
2024-25	35	14	7.6	3.4	3.3	1.34	0.49	22.2	.366	.344	.815	PTS	18 vs. DEN 1/27/25	33 2 times
Career	287	253	11.4	5.5	5.8	1.53	0.62	31.2	.398	.362	.599	FGM	6 2 times	12 at PHX 10/20/17
	POINTS 10+	20+	30+	REB 10+	AST 10+	BLK 3+	STL 3+	DBL-DBL	TPL-DBL			FGA	13 2 times	27 at PHX 10/20/17
2024-25	9	--	--	--	--	--	7	--	--			3FGM	5 vs. SAC 1/12/25	8 2 times
Career	161	27	2	25	41	8	63	37	8			3FGA	10 vs. TOR 2/28/25	17 at MIN 5/1/21
												FTM	5 vs. CHA 12/13/24	5 3 times
												FTA	5 2 times	7 2 times
												OREB	3 vs. NOP 1/14/25	5 2 times
												DREB	7 at WAS 1/1/25	13 2 times
												TREB	8 2 times	16 vs. DEN 11/19/17
												ASTS	7 at TOR 12/16/24	17 at POR 3/16/21
												STLS	4 at ORL 11/27/24	6 at MIA 3/1/18
												BLKS	2 at ORL 11/27/24	4 4 times
												MINS	34 vs. TOR 2/28/25	46 at DET 1/13/20

**2024-25 SEASON:**

🏆 Recorded a season-high 18 points on 6-10 (.600) shooting from the field, four rebounds, one steal and one block in 25 minutes on Jan. 27 vs. DEN.



## 9th Year Pro

	GP	GS	PPG	RPG	APG	SPG	BPG	MPG	FG%	3FG%	FT%
2024-25	66	8	6.5	3.8	0.8	0.42	0.62	14.6	.508	.324	.859
Career	333	146	8.9	5.1	1.0	0.35	0.70	17.8	.582	.346	.778
	POINTS			REB	AST	BLK	STL				
	10+	20+	30+	10+	10+	3+	3+	DBL-DBL		TP-L-DBL	
2024-25	15	1	--	2	--	1	1	1		--	
Career	137	27	3	44	--	12	2	38		--	

	GP	GS	PPG	RPG	APG	SPG	BPG	MPG	FG%	3FG%	FT%		2024-25 HIGHS	CAREER HIGHS
2024-25	66	8	6.5	3.8	0.8	0.42	0.62	14.6	.508	.324	.859	PTS	22 vs. CHI 1/8/25	31 2 times
Career	333	146	8.9	5.1	1.0	0.35	0.70	17.8	.582	.346	.778	FGM	9 vs. CHI 1/8/25	14 vs. PHX 12/22/18
	POINTS 10+	20+	30+	REB 10+	AST 10+	BLK 3+	STL 3+	DBL-DBL	TPL-DBL					
2024-25	15	1	--	2	--	1	1	1	--			FGA	16 vs. CHI 1/8/25	20 at BKN 8/2/20
Career	137	27	3	44	--	12	2	38	--			3FGM	2 12 times	4 2 times
												3FGA	7 at MIN 3/17/25	7 3 times
												FTM	4 vs. MIN 3/24/25	10 at TOR 12/7/22
												FTA	4 3 times	10 at TOR 12/7/22
												OREB	5 vs. CHI 1/8/25	7 vs. TOR 1/13/19
												DREB	8 at WAS 2/12/25	16 at ATL 12/30/22
												TREB	11 at WAS 2/12/25	19 at PHX 3/27/19
												ASTS	5 at WAS 2/12/25	6 2 times
												STLS	3 at SAS 1/25/25	4 at BOS 8/13/20
												BLKS	4 vs. ORL 4/11/25	4 3 times
												MINS	33 at MIN 3/17/25	40 at DEN 3/31/19

**2024-25 SEASON:**

🏆 Recorded a season-high 22 points on 9-16 (.563) shooting from the field, eight rebounds and two steals in 28 minutes on Jan. 8, 2025 vs. CHI.



## #10 Darius Garland

Guard • 6-1 • 186lbs • 01/26/2000 • Vanderbilt/USA

7th Year Pro

**PERSONAL:** Father, Winston, played seven NBA seasons...both of his grandfathers served in the U.S. Army....played on AAU team Bradley Beal Elite and has developed relationship with Wizards All-Star Beal...averaged 28.6 points and shot 59.7 percent as a senior for Brentwood Academy...won a record-tying four state championships...second player in Tennessee history to win three consecutive Mr. Basketball awards, joining Brandon Wright...2017-18 Naismith High School Player of the Year semifinalist and McDonald's and Jordan Brand All-American.

	GP	GS	PPG	RPG	APG	SPG	BPG	MPG	FG%	3FG%	FT%
2024-25	75	75	20.6	2.9	6.7	1.21	0.15	30.7	.472	.401	.878
Career	382	378	18.9	2.7	6.7	1.17	0.12	33.2	.453	.388	.867

	POINTS 10+	20+	30+	REB 10+	AST 10+	BLK 3+	STL 3+	DBL-DBL	TPL-DBL
2024-25	71	40	5	--	7	--	9	7	--
Career	346	166	25	1	67	--	39	67	1

	2024-25 HIGHS	CAREER HIGHS
PTS	40 vs. TOR 1/9/25	51 vs. MIN 11/13/22
FGM	15 vs. MIL 11/4/24	16 2 times
FGA	24 vs. BKN 3/11/25	31 vs. MIN 11/13/22
3FGM	7 vs. MIL 11/4/24	10 vs. MIN 11/13/22
3FGA	11 7 times	15 vs. MIN 11/13/22
FTM	9 3 times	15 at MIA 3/11/22
FTA	10 vs. WAS 12/13/24	16 at MIA 3/11/22
OREB	3 2 times	4 at IND 3/18/24
DREB	7 at UTA 3/23/25	10 at UTA 1/12/22
TREB	7 at UTA 3/23/25	10 at UTA 1/12/22
ASTS	14 at LAL 12/31/24	19 at PHI 3/4/22
STLS	4 4 times	5 4 times
BLKS	2 at NYK 10/28/24	2 2 times
MINS	39 vs. POR 3/2/25	48 vs. CHA 11/18/22

## NOTES:

## 2024-25 SEASON:

Appeared in 75 games (all starts) with Cleveland, his highest games played in a season in his career.

- 🏆 Averaged 20.6 points, 6.7 assists, 2.9 rebounds and 1.21 steals in a career low 30.7 minutes. He also shot a career-best .472 FG% and .401 3FG%, his second time in his career shooting .400+ from the three-point line (.410 3FG% in 2021-22).
- 🏆 Was selected as an NBA All-Star for the 2nd time in his career, representing the Cavaliers at the 2025 NBA-All Star Weekend in San Francisco. He also participated in the 3-point contest at All-Star Weekend.
- 🏆 Recorded seven double-doubles on the season. Scored 10+ points in 71 games, 20+ points on 40 occasions, 30+ points on five occasions and 40+ points once.
- 🏆 Finished the season as the only player in the Eastern Conference to average 20.0+ PPG, 6.0+ RPG, 1.0 SPG and .400+ 3FG%.
- 🏆 Made 212 three-pointers on the year, marking his most triples made in a season and third most three-pointers made in Cavs history. He and Donovan Mitchell became the first set of Cavs teammates to have 200+ 3-pointers made in the same season.
- 🏆 Contributed 25 PTS, including 4-7 (.571) shooting from the 3-point line, 5 AST, 3 REB and 1 BLK in 31 MIN on Feb. 5 at DET. **He hit a GAME WINNING 31 FT. 3-pointer as time expired to help give the Cavs a 118-115 win. It was Garland's first career game-winning shot with time expiring**
- 🏆 Recorded a game-high 39 PTS on 14-22 (.636) shooting from the field, including 4-7 (.571) shooting from the three-point line, a team-high 9 AST and 3 REB in 36 MIN on Jan. 25 vs. HOU
- 🏆 Finished with 29 PTS, including 5-10 (.500) shooting from the 3-point line and a perfect 8-8 shooting from the free throw line, 6 AST and 5 REB in 33 MIN on Jan. 18 at MIN.
- 🏆 Finished with a near double-double with a season-high 40 points on 14-22 (.636) shooting from the field, including 4-7 (.571) shooting from the three-point line, a game-high nine assists and two steals in 36 minutes on Jan. 9th vs. TOR. Garland recorded 40+ points for the fifth time in his NBA career.
- 🏆 Recorded his 4th double-double of the season with 14 PTS, a season-high 14 AST, 2 STL and 1 BLK in 32 MIN on Dec. 31 at LAL. It was the 7th time in his career dishing out 14+ AST and it was his most assists in a game in 32 or fewer minutes played
- 🏆 Tallied 25 points, including 9-9 shooting from the free throw line, a game-high tying 12 assists and five rebounds in 30 minutes on Nov. 17 vs. CHA.
- 🏆 Finished with 29 PTS, including 4-7 (.571 3FG%) shooting from the 3-point line, 9 AST, 3 REB and 1 STL in 34 MIN on Nov. 15 vs. CHI.
- 🏆 Recorded 27 points, six assists, three rebounds and three steals in 30 minutes on Nov. 8 vs. GSW. With his third assist of the night, passes Kyrie Irving and Fouts Walker for 5th on the Cavs all-time assists list.
- 🏆 Finished with a game-high 39 points on 15-22 (.682) shooting from the field, including 7-11 (.636) shooting from beyond the arc, a game-high eight assists and two rebounds in 35 minutes. Garland became just the 5th player in Cavs history to reach these numbers in a single game, joining LeBron James (3 times), Mo Williams, Kyrie Irving and Donovan Mitchell...Garland is just the 2nd Cavalier ever to record 39+ PTS on .680+ FG% with 7+ 3FGM (Mo Williams, 2/11/09 vs. PHX).
- 🏆 Recorded 34 PTS on 12-19 (.632) shooting from the field, including 5-8 (.625) shooting from the 3-point line, 3 AST, 3 REB, 2 STL and 2 BLK in 33 MIN on Oct. 28 at NYK. Garland scored 15 of his points in the 4th quarter on 5-7 (.714) shooting from the field.
- 🏆 Tallied his first double-double of the season with 12 PTS and 10 AST in 22 MIN on Oct. 30 vs. LAL.





## #12 DeAndre Hunter

Small Forward • 6-8 • 221lbs • 12/02/1997 • Virginia/USA

7th Year Pro

**PERSONAL:** Son of Priscilla Hunter • Has a brother, Aaron, and two sisters - Candice and Cheyenne • As a high school senior, named Pennsylvania Class AA Player of the Year, First-Team All-State AA and First-Team All-Friends Schools League • Has volunteered for the John Heinz National Wildlife Refuge and Aids Fund.

	GP	GS	PPG	RPG	APG	SPG	BPG	MPG	FG%	3FG%	FT%		2024-25 HIGHS	CAREER HIGHS
2024-25	64	9	17.0	4.0	1.4	0.78	0.20	27.2	.470	.405	.846	PTS	35 at MIN 1/27/25	35 at MIN 1/27/25
Career	327	246	14.8	4.1	1.5	0.69	0.30	30.0	.452	.373	.819	FGM	12 at MIN 1/27/25	13 at MIL 1/24/21
	POINTS				REB	AST	BLK	STL						
	10+	20+	30+		10+	10+	3+	3+	DBL-DBL		TPL-DBL			
2024-25	55	23	2		2	--	--	5	2		--			
Career	261	84	3		13	--	1	13	12		--			
												FGA	21 at MIN 1/27/25	23 vs. MIA 4/9/24
												3FGM	6 vs. SAS 2/5/25	6 5 times
												3FGA	11 2 times	11 3 times
												FTM	12 at CLE 1/30/25	12 at CLE 1/30/25
												FTA	12 2 times	14 vs. TOR 11/19/22
												OREB	4 at IND 2/1/25	4 at IND 2/1/25
												DREB	10 at IND 4/10/25	11 2 times
												TREB	11 at IND 4/10/25	13 vs. BOS 3/28/24
												ASTS	5 vs. SAS 2/5/25	5 4 times
												STLS	4 at GSW 11/20/24	6 at PHX 11/14/19
												BLKS	2 vs. SAC 4/6/25	3 at MIA 1/14/22
												MINS	39 vs. SAS 2/5/25	48 vs. NYK 2/9/20

## NOTES:

## 2024-25 SEASON:

Appeared in 64 games for Cleveland (27 games, five starts) and Atlanta (37 games, four starts) this past 2024-25 season.

- 🏆 Averaged a career-high 17.0 points and 4.0 rebounds in 27.2 minutes per game. Scores in double figures 55 times, 20+ points on 23 occasions and 30+ points in two different games.
- 🏆 Led the NBA in scoring average off the bench this season (16.9 PPG off the bench).
- 🏆 Finished with a game-high 32 points on 8-15 (.533) shooting from the field, including 5-9 (.556) shooting from the three-point line, seven rebounds and one steal in 32 minutes on March 2nd vs. Portland. This was his 3rd time in his NBA career scoring 30 points or more and first time as a Cavalier.
- 🏆 Chipped in 16 points on 6-7 (.857) shooting including 4-4 shooting from the 3-point line in 19 minutes off the bench on Feb. 21 vs. NYK.
- 🏆 Finished with a career-high 35 PTS (12-21 FG, 4-8 3FG), against Minnesota on Jan. 27<sup>th</sup>, tying the NBA-high this season for points in a game off the bench.
- 🏆 Scored 15 or more points in 16-straight games from Nov. 22-Jan. 1, the longest such streak of his career.
- 🏆 Chipped in 27 PTS on 9-15 (.600) shooting from the field, including 4-8 (.500) shooting from the 3-point line, 6 REB and 1 STL in 36 MIN on Dec. 19 at SAS.
- 🏆 Recorded a double-double with 22 points, including 6-11 shooting from the three-point line, 10 rebounds, five assists and two steals in 39 minutes on Feb. 5 vs. SAS.
- 🏆 Chipped in 26 PTS, including 5-7 shooting from the three-point line, three rebounds, two assists and two steals in 34 minutes on Dec. 6 vs. LAL.



## #5 Sam Merrill

Guard • 6-4 • 205lbs • 05/15/1996 • Utah State/USA

6th Year Pro

**PERSONAL:** Born May 15, 1996 in Bountiful, Utah... Son of Jenny and John Merrill... Graduated in business administration at Utah State... Earned three varsity letters at Bountiful High School, leading the Braves to a state title as a senior... Also lettered in football, baseball and golf, earning all-state honors on the gridiron as a junior.

	GP	GS	PPG	RPG	APG	SPG	BPG	MPG	FG%	3FG%	FT%		2024-25 HIGHS	CAREER HIGHS
2024-25	71	4	7.2	2.2	1.5	0.75	0.20	19.7	.406	.372	.966	PTS	27 vs. DAL 2/2/25	27 2 times
Career	173	7	6.5	1.9	1.4	0.49	0.11	16.3	.405	.386	.925	FGM	9 vs. DAL 2/2/25	9 2 times
	POINTS				REB	AST	BLK	STL						
	10+	20+	30+		10+	10+	3+	3+	DBL-DBL		TPL-DBL			
2024-25	17	2	--		--	--	--	5	--		--			
Career	43	5	--		--	--	--	7	--		--			
												FGA	14 vs. DAL 2/2/25	16 2 times
												3FGM	9 vs. DAL 2/2/25	9 vs. DAL 2/2/25
												3FGA	13 vs. DAL 2/2/25	14 2 times
												FTM	4 at BKN 12/16/24	4 at BKN 12/16/24
												FTA	4 at BKN 12/16/24	4 at BKN 12/16/24
												OREB	3 at HOU 1/22/25	3 2 times
												DREB	6 vs. BKN 3/11/25	8 at HOU 3/16/24
												TREB	7 at PHX 3/21/25	9 vs. BKN 1/11/24
												ASTS	6 vs. WAS 12/3/24	9 at NOP 3/13/24
												STLS	4 at PHX 3/21/25	4 at PHX 3/21/25
												BLKS	2 2 times	2 2 times
												MINS	30 at POR 3/25/25	32 at UTA 4/2/24

## NOTES:

## 2024-25 SEASON:

Appeared in 71 games (four starts) with Cleveland.

- 🏆 Averaged 7.2 points and 2.2 rebounds in 19.7 minutes.
- 🏆 Scored 10+ points in 17 games and 20+ points in two games.
- 🏆 Finished with 16 points, including 4-10 (.400) shooting from the three-point line, two rebounds and two steals in 26 minutes off the bench on Feb. 12 at TOR.
- 🏆 Recorded a career-high tying 27 points on 9-14 (.643) shooting from the field, including 9-13 (.692) shooting from the three-point line in 23 minutes on Feb. 2 vs. DAL. Merrill's nine triples was his career-high for three-pointers in a game. Merrill also became the fourth player in Cavaliers history to make 9+ triples in a single game, and the first to do so off the bench
- 🏆 Recorded 20 PTS, including 6-11 (.545) shooting from the three-point line, 4 AST and a career-high tying 3 STL in 24 MIN on Dec. 23rd vs. Utah.
- 🏆 Finished with 14 points, including 4-9 (.444) shooting from the 3-point line, a season-high six assists, three rebounds, two steals and one block in 23 minutes off the bench on Dec. 3 vs. WAS.



## #45 Donovan Mitchell

Guard • 6-3 • 215lbs • 09/07/1996 • Louisville/USA

9th Year Pro

**PERSONAL:** Son of Nicole and Donovan Mitchell, Sr...Has one younger sister (Jordan) who played lacrosse at American University...His dad works in the front office for the New York Mets...Nickname is Spida...Has a signature shoe line with Adidas...has a non-profit called "Spida Cares"...played high school basketball at Canterbury School in New Milford, CT before transferring to Brewster Academy in Wolfeboro, NH for his final two high school seasons...he was inducted into the Brewster Athletics Hall of Fame in 2025...Mitchell also made a 12 million dollar donation to his former school, Greenwich Country Day School (GCDS) in his home community of Greenwich, CT to help build a state-of-the-art facility called the Donovan Mitchell Family Athletic Center or "The DON" which stands for "Determination Over Negativity". The facility opened in 2024 and the donation aims to enhance the school's athletics program and overall community...Follow him on twitter @spidadmitchell.

	GP	GS	PPG	RPG	APG	SPG	BPG	MPG	FG%	3FG%	FT%
2024-25	71	71	24.0	4.5	5.0	1.34	0.24	31.4	.443	.368	.823
Career	539	531	24.7	4.3	4.7	1.37	0.32	33.8	.449	.366	.840
	POINTS				REB	AST	BLK	STL			
	10+	20+	30+	10+	10+	3+	3+	DBL-DBL	TPL-DBL		
2024-25	69	48	19	4	2	1	9	6	--		
Career	519	390	157	13	11	2	86	24	--		

	2024-25 HIGHS	CAREER HIGHS
PTS	41 at BOS 2/28/25	71 vs. CHI 1/2/23
FGM	14 at MIA 1/29/25	22 vs. CHI 1/2/23
FGA	29 at BOS 11/19/24	36 at SAS 3/23/18
3FGM	7 3 times	9 vs. CHI 3/16/22
3FGA	16 at CHI 11/11/24	18 at UTA 1/10/23
FTM	13 at CHI 3/4/25	20 vs. CHI 1/2/23
FTA	18 at CHA 3/7/25	25 vs. CHI 1/2/23
OREB	3 5 times	5 3 times
DREB	11 2 times	12 at MIA 12/8/23
TREB	13 at PHI 11/13/24	13 2 times
ASTS	14 vs. SAS 3/27/25	14 vs. SAS 3/27/25
STLS	4 4 times	5 4 times
BLKS	3 vs. NYK 4/2/25	3 2 times
MINS	40 at BOS 11/19/24	50 vs. CHI 1/2/23

## NOTES:

## 2024-25 SEASON:

Appeared in 71 games (all starts) for Cleveland.

- 🏆 Averaged 24.0 points, 5.0 assists, 4.5 rebounds and 1.34 steals in 31.4 minutes.
- 🏆 Mitchell was selected to his 6th all-star game and was voted as a starter for the 2nd time in his career. He also won the NBA Skills Challenge at All-Star Weekend alongside his Cavs teammate Evan Mobley.
- 🏆 Was a First Team All-NBA selection for the first time in his career during the 2024-25 season.
- 🏆 Mitchell recorded a career-high tying six double-doubles on the season. Scored 10+ PTS in 69 games, 20+ PTS in 48 games, 30+ PTS in 19 games and 40+ PTS in one game.
- 🏆 He was **the only player in the NBA this season** averaging 24.0+ points in fewer than 32.0 minutes. He was also the only player in the NBA averaging 24.0 points on 2.1 or fewer turnovers per game.
- 🏆 Mitchell made 233 three-pointers during the 2024-25 season, marking the 2nd-most three-pointers made in a season in Cavs history, behind his 245 3FGM in 2022-23.
- 🏆 Finished with a game-high 38 PTS on 12-24 (.500) shooting from the field, 5 REB, 3 AST and 1 STL in 36 MIN on March 28th at DET. Mitchell scored 22 of his PTS in the 4th quarter on 6-8 (.750) shooting from the field, **his most PTS in ANY quarter this season**
- 🏆 Chipped in 25 PTS, a **career-high 14 AST**, 8 REB, 1 STL and 1 BLK on March 27th vs. San Antonio. **He is just the 4th Cavs player in the last 40 years to record 25+ PTS, 14+ AST and 8+ REB in a game (LeBron James, Larry Nance Sr., Andre Miller).**
- 🏆 Finished with a season-high 41 PTS on 13-26 (.500) shooting from the field, 5 AST, 3 REB and 1 STL in 35 MIN on Feb. 28 at BOS. With his 5th three-pointer of the game, Mitchell (629 3FGM w/ Cavs) moved past Cedi Osman (628 3FGM) for 6th on the Cavaliers all-time three-pointers made list. He also became the first player in Cavs history to have multiple seasons with 200+ 3-pointers made.
- 🏆 Recorded his third double-double of the season with a game-high 31 points, 10 rebounds, a team-high six assists and two steals in 36 minutes on Feb. 4 vs. BOS. It was his 3rd career game with at least 30 PTS, 10 REB and 5 AST.
- 🏆 Recorded a season-high tying 37 PTS on 12-23 (.522) shooting from the field, including 7-15 (.467) shooting from the three-point line, 7 AST, 3 REB and 3 STL in 33 MIN on Jan. 24 at PHI.
- 🏆 Tallied a game-high 36 PTS, 8 REB, a team-high 7 AST and 1 STL in 34 MIN on Jan 18 at MIN. **It was just the 2nd time in his career with at least 36 PTS, 8 REB and 7 AST** (71 PTS, 8 REB, 11 AST on Jan. 2, 2023 vs. CHI).
- 🏆 Finished with a game-high 35 points, including a perfect 8-8 shooting from the free throw line, nine rebounds, three assists and two steals in 31 minutes on Jan. 14th at IND. He scored 19 of his points in the 1st quarter on 7-9 (.778) shooting from the field, marking his highest scoring quarter of the season.
- 🏆 Finished with 35 points, including 6-11 (.545) shooting from the three point line, 7 rebounds, three assists, two steals and one block in 35 minutes on Dec. 1 vs. BOS. Mitchell scored 20 PTS in the fourth quarter alone on a perfect 6-6 shooting from the field, including 4-4 shooting from the 3-point line.
- 🏆 Recorded a game-high 37 points on 12-23 (.522) shooting from the field, including 7-13 (.538) shooting from the three-point line, seven rebounds, four assists, one steal and one block in 34 minutes on Nov. 15 vs. CHI. Mitchell scored 18 of his points in the 4th quarter, marking his highest scoring 4th quarter of the season.
- 🏆 Finished with 23 PTS, a career-high tying 13 REB, a team-high 9 AST and 2 STL in 34 MIN on Nov. 13 at PHI. He became the 4th player in Cavs history to record at least 23 PTS, 13 REB, 9 AST and 2 STL (LeBron James, Campy Russell and Ricky Rubio).
- 🏆 Contributed a season-high 36 PTS, including 7-16 (.437) shooting from the 3-point line, 8 REB, 2 AST and 4 STL in 35 MIN on Nov. 11 at CHI.
- 🏆 Recorded a season-high tying 30 PTS, including 4-8 (.500) shooting from the 3-point line, 4 AST and 3 REB in 35 MIN on Nov. 2 at MIL. **Mitchell hit the game-winning mid-range jumper with 00.3 seconds left on the clock to give the Cavs the 114-113 win over the Bucks.**
- 🏆 Finished with 30 PTS on 11-18 (.611) shooting from the field, including 6-11 (.545) shooting from the 3-point line, 5 AST and 4 REB in 29 MIN at WAS.



## #4 Evan Mobley

Forward/Center • 7-0 • 227lbs • 06/18/2001 • USC/USA

5th Year Pro

**PERSONAL:** Played with his brother, Isaiah, at USC in 2020-21...His brother Isaiah was also on the Cavs for two seasons...father, Eric, is an assistant coach at SMU in Dallas and played professionally overseas...has an extensive sneaker collection...first sport was soccer, which helped with his footwork...attended Rancho Christian High School in Temecula, California, where he averaged 20.5 points, 12.2 rebounds, 5.2 blocks and 4.6 assists during his senior season and was named the 2019-20 Morgan Wooten National High School Player of the Year...was a 2020 McDonald's All-American, a two-time California Gatorade Player of the Year and a 2020 Naismith Player of the Year finalist...won gold medals with USA Basketball at the 2019 FIBA U-19 World Cup and 2018 FIBA U-17 World Cup.

	GP	GS	PPG	RPG	APG	SPG	BPG	MPG	FG%	3FG%	FT%		2024-25 HIGHS	CAREER HIGHS
2024-25	71	71	18.5	9.3	3.2	0.86	1.59	30.5	.557	.370	.725	PTS	41 at CHA 12/7/24	41 at CHA 12/7/24
Career	269	269	16.4	9.0	2.9	0.83	1.56	32.5	.548	.315	.694	FGM	16 at CHA 12/7/24	19 vs. MIL 1/21/23
	POINTS				REB	AST	BLK	STL						
	10+	20+	30+	10+	10+	3+	3+		DBL-DBL		TPL-DBL			
2024-25	63	34	4	38	--	18	7		37		--	FGA	23 at CHA 12/7/24	27 vs. MIL 1/21/23
Career	235	78	8	111	--	57	14		104		--	3FGM	6 at CHA 12/7/24	6 at CHA 12/7/24
												3FGA	8 2 times	8 2 times
												FTM	9 2 times	9 3 times
												FTA	14 at NYK 4/11/25	14 at NYK 4/11/25
												OREB	6 2 times	8 at GSW 11/11/22
												DREB	13 vs. BKN 11/9/24	14 vs. ATL 11/28/23
												TREB	16 vs. BKN 11/9/24	19 vs. ATL 11/28/23
												ASTS	8 vs. MEM 2/23/25	8 2 times
												STLS	4 3 times	5 at IND 3/8/22
												BLKS	4 4 times	8 at DET 11/4/22
												MINS	38 at BOS 11/19/24	45 vs. CHA 11/18/22

NOTES:

2024-25 SEASON:

## NOTES:

## 2024-25 SEASON:

Appeared in 71 games this season (all starts) for Cleveland, his most games played in a season in his career.

- 🏆 Averaged a career-high 18.5 points, 9.3 rebounds, 3.2 assists, 0.86 steals and 1.59 blocks in 30.5 minutes per game.
- 🏆 Was selected as an NBA All-Star for the first time in his career in 2025 and **was also named the NBA Defensive Player of the Year for the first time in his career. He was also the first Cavaliers player in franchise history to be honored as Defensive Player of the Year.**
- 🏆 His 37 double-doubles on the season was a career-high.
- 🏆 Scored 10+ PTS 63 times, 20+ PTS 34 times, 30+ PTS four times and 40+ PTS on one occasion.
- 🏆 Had nine games on the season with 20+ PTS, 10+ REB and 5+ AST.
- 🏆 Finished with a career-high 85 made three-pointers during the season, 62 more than his previous high of 23 in 2021-22.
- 🏆 Recorded his 35th double-double of the season with 26 PTS on 10-13 (.769) shooting from the field and 4-6 (.667) shooting from the 3-point line, 12 REB, 5 AST, 3 BLK and 1 STL in 37 MIN on April 4 at SAS. He became just the 3rd NBA player in the last 40 years to tally at least 25+ PTS 12+ REB 3+ BLK and .750+ FG%, He joined Kevin Durant (1/18/17) and Christian Wood (3/18/22) to accomplish this feat.
- 🏆 Tallied his 31st DBL-DBL of the season with a game-high 31 PTS on 13-18 (.722) shooting from the field, including 4-5 (.800) shooting from the 3-point line, a team-high 10 REB, 2 AST and 1 STL in 32 MIN on March 19th at Sacramento.
- 🏆 Finished with his 26th double-double of the season with 25 PTS, a game-high 13 REB, a career-high tying 8 AST and 3 BLK in 36 MIN on Feb. 23 vs. MEM. **It was his 1st career game with 25+ PTS, 10+ REB and 8+ AST and he is the 2nd player in Cavaliers history to record 25+ PTS, 13+ REB, 8+ AST and 3+ BLK (LeBron James - 3 times) in a game**
- 🏆 Recorded a team-high 28 points on 12-19 (.632) shooting from the field, 10 rebounds, six assists, a season-high tying four blocks and two steals in 32 minutes on Feb. 10 vs. MIN. He was the youngest player (age 23) in Cavs history to record those numbers.
- 🏆 Finished with 30 PTS on 10-16 (.625) shooting from the field, including 3-5 (.600) shooting from the 3-point line, 9 REB, a season-high tying 7 AST and 4 BLK in 34 MIN on Feb. 5 at DET. **Mobley became the 8th player in NBA history to record 30+ PTS, 9+ REB, 7+ AST and 3+ 3FGM in a game and first Cavaliers player to have those numbers.**
- 🏆 Contributed his 15th double-double of the season with 21 PTS on 8-13 (.615) shooting from the field, 10 REB, 7 AST, 1 STL and 1 BLK in 35 MIN on Jan. 8th vs. OKC.
- 🏆 Recorded 34 points on 14-21 (.667) shooting from the field, 10 rebounds, four assists and two blocks in 30 minutes on Jan. 3rd at DAL. It was his 3rd career game with 30+ points and 10+ rebounds. He was the 2nd player age 23 or younger in NBA history to record 30+ PTS 10+ REB, 4+ AST and 2+ BLK in 30 or fewer minutes (Karl-Anthony Towns, 2 times).
- 🏆 Finished with 22 points on 10-14 (.714) shooting from the field, 13 rebounds, seven assists, two steals and one block in 30 minutes. He was the first Cavaliers player in team history to record those numbers on .700+ FG%. It was his 6th career game with 20+ PTS, 10+ REB and 5+ AST.
- 🏆 Recorded his 11th DBL-DBL of the season **with a CAREER-HIGH 41 PTS** on 16-23 (.696) shooting from the field, including 6-8 (.750) shooting from the 3-point line, 10 REB and 3 BLK in 34 MIN on Dec. 7 at CHA. It was his first career 40-point game and **he was just the 4th player in NBA history to record those numbers in a game (Vince Carter, Kevin Durant, James Harden). He scored 23 of his PTS in the 1st quarter while shooting a perfect 5-5 from the 3-point line. He was the first player to have 23+ PTS on 5-5 or better shooting from the 3-point line in an opening quarter since Stephen Curry on Oct. 21, 2021 vs. LAC (25 PTS, 5-5 3FG in 1st Q). His 23 first quarter PTS were also T-3rd most points in an opening quarter in Cavaliers team history (Kevin Love, 34 PTS and LeBron James, 24 PTS).**
- 🏆 Chipped in 24 points, 12 rebounds, three assists and one steal in 37 minutes on Nov. 29 at ATL. It was his 9th double-double of the season.
- 🏆 Recorded 22 points, 11 rebounds, six assists, one steal and one bloc in 38 minutes on Nov. 19th at Boston. It was his 4th career game with 20+ PTS, 10+ REB and 5+ AST.
- 🏆 Tallied 23 PTS on 10-11 (.909) shooting from the field, a season-high 16 REB, 4 STL and 1 BLK in 35 MIN on Nov. 9 vs. BKN. Mobley is the only NBA player to record those numbers in a single game since 1973-74 (when steals became official).
- 🏆 Recorded 25 PTS on 9-14 (.643) shooting from the field, 9 REB, 3 AST, 2 STL and 3 BLK in 27 MIN on Oct. 23 at TOR. It was his 5th career game with at least 25 PTS and 3 BLK.
- 🏆 Finished with 25 PTS on 12-16 (.750) shooting from the field and 5 REB in 19 MIN on Oct. 30 vs. LAL. He scored 17 of his points in the 4th quarter, marking his highest scoring quarter of his career.



## #22 Larry Nance Jr.

Forward • 6-8 • 242lbs • 01/01/1993 • Wyoming/USA

11th Year Pro

**PERSONAL:** Parents are Larry Sr. and Jaynee Nance...has an older sister, Casey, who played basketball at the University of Dayton and a younger brother, Pete...Larry Sr., a three-time NBA All-Star, NBA All-Defensive First Team member and winner of the inaugural NBA Slam Dunk Contest in 1984, played 13 seasons in the NBA, including over six seasons with the Cavaliers...Nance Jr. wears his father's retired #22 jersey with the Cavs to honor him...graduated with a degree from Wyoming in criminal justice...prized possession is his Mountain West Championship ring...played for the Revere High School Minutemen in Ohio prior to Wyoming, leading his team to consecutive Suburban League Championship games his final two seasons, while being named Second Team All-Ohio, First Team All-Suburban League and First Team All-District following senior season...the two league championships were the first for Revere High School since 1976...was Revere's team MVP and left as the all-time leader in blocked shots for a career, season and game...didn't play organized basketball until he was 13...stood 5'11" and played guard as a high school freshman...diagnosed with Crohn's Disease as a sophomore in high school but has excelled despite it...looks up to former NFL quarterback David Garrard, who was diagnosed with Crohn's in 2004 while playing for the Jacksonville Jaguars.. Is an avid video gamer...spends the offseason going to the beach...volunteers at local youth hospitals, sharing his story on his fight with Crohn's Disease...actively involved in Cavaliers Community appearances...winner of the first-ever B/R Kicks Community Award in 2021 for supporting locally owned businesses throughout the regular season.

	GP	GS	PPG	RPG	APG	SPG	BPG	MPG	FG%	3FG%	FT%		2024-25 HIGHS	CAREER HIGHS
2024-25	24	3	8.5	4.3	1.6	0.83	0.54	19.3	.516	.447	.692	PTS	21 at SAS 12/19/24	23 vs. ATL 2/12/20
Career	546	137	7.7	6.1	1.9	1.14	0.49	23.1	.539	.353	.696	FGM	8 at SAS 12/19/24	10 2 times
	POINTS			REB	AST	BLK	STL	DBL-DBL	TPL-DBL					
	10+	20+	30+	10+	10+	3+	3+							
2024-25	11	1	--	4	--	2	--	3		--		FGA	13 at SAS 12/19/24	17 vs. UTA 3/2/20
Career	190	8	--	92	--	14	75	64		--		3FGM	5 2 times	5 2 times
												3FGA	7 vs. DEN 12/8/24	7 vs. DEN 12/8/24
												FTM	2 3 times	9 at MIL 2/10/17
												FTA	2 6 times	10 at MIL 2/10/17
												OREB	3 2 times	10 vs. NYK 2/11/19
												DREB	10 at SAS 12/19/24	15 at SAC 4/4/19
												TREB	13 at SAS 12/19/24	19 at WAS 2/8/19
												ASTS	4 3 times	9 vs. UTA 12/29/21
												STLS	2 5 times	6 2 times
												BLKS	3 2 times	4 at CHI 11/10/18
												MINS	31 at SAS 12/19/24	45 vs. BKN 1/20/21

## NOTES:

## 2024-25 SEASON:

Played in 24 games (three starts) this past season with the Atlanta Hawks, averaging 8.5 points and 4.3 rebounds while shooting .447 (34-76) from the three-point line in 19.3 minutes...scored in double figures 11 times and recorded three double-doubles on the season

🏆 Finished with a season-high 21 points, 13 rebounds, two assists, one steal and one block in 31 minutes on Dec. 19 at San Antonio.



## #9 Craig Porter Jr.

Guard • 6-2 • 185lbs • 02/26/2000 • Wichita State/USA

3rd Year Pro

**PERSONAL:** Born Feb. 26, 2000... Son of Craig Porter Sr. and Rachel Higginbotham...has four older brothers...was a sport management major at Wichita State...his favorite NBA player growing up was Rajon Rondo...his favorite movie is Holes and is an avid gamer.

	GP	GS	PPG	RPG	APG	SPG	BPG	MPG	FG%	3FG%	FT%		2024-25 HIGHS	CAREER HIGHS
2024-25	51	1	3.7	1.3	1.4	0.33	0.29	10.1	.514	.438	.719	PTS	20 vs. IND 4/13/25	21 vs. DEN 11/19/23
Career	102	7	4.6	1.7	1.9	0.37	0.29	11.4	.511	.402	.727	FGM	7 2 times	8 at CHI 12/23/23
	POINTS			REB	AST	BLK	STL	DBL-DBL	TPL-DBL					
	10+	20+	30+	10+	10+	3+	3+							
2024-25	6	1	--	--	--	--	2	--		--		FGA	19 vs. IND 4/13/25	19 vs. IND 4/13/25
Career	18	2	--	1	1	1	3	--		--		3FGM	4 vs. IND 4/13/25	4 vs. IND 4/13/25
												3FGA	9 vs. IND 4/13/25	9 vs. IND 4/13/25
												FTM	3 2 times	7 vs. DEN 11/19/23
												FTA	4 vs. IND 4/13/25	7 vs. DEN 11/19/23
												OREB	3 2 times	4 at DAL 12/27/23
												DREB	4 vs. IND 4/13/25	8 at DAL 12/27/23
												TREB	6 vs. NYK 2/21/25	12 at DAL 12/27/23
												ASTS	7 vs. NOP 11/20/24	11 vs. NOP 12/21/23
												STLS	3 2 times	3 3 times
												BLKS	2 4 times	3 vs. UTA 12/20/23
												MINS	43 vs. IND 4/13/25	43 vs. IND 4/13/25

## NOTES:

## 2024-25 SEASON:

Appeared in 51 games with Cleveland. Averaged 3.7 points and scored in double figures on six occasions during the season.

- 🏆 Tallied a season-high 20 points, five assists, five rebounds and two blocked shots in 43 minutes on April 13th vs. IND.
- 🏆 Contributed 16 PTS, 3 REB and 3 AST in 29 MIN on April 10 at IND.
- 🏆 Recorded a season-high 16 PTS on 6-7 (.857) shooting from the field, including 3-4 shooting from the three point line in 16 minutes off the bench on Feb. 5th at Detroit.
- 🏆 Finished with 15 points on 6-8 (.750) shooting from the field, including a perfect 3-3 shooting from the three point line, three rebounds and three assists in 25 minutes off the bench on Nov. 19th at Boston.





#24 Tyrese Proctor

Guard • 6-4 • 183lbs • 04/01/2004 • Duke/Australia

Rookie

**PERSONAL:** Son of Roderick and Melissa Proctor ... Born on Apr. 1, 2004... Has one sibling, Kaila Jones ... His father, Roderick, played college basketball at Mississippi College in Clinton, Mississippi.

	GP	GS	PPG	RPG	APG	SPG	BPG	MPG	FG%	3FG%	FT%		2024-25 HIGHS	CAREER HIGHS
** No Games Played 2024-25 Regular Season **												PTS	--	--
** No Career Regular Season Games Played **												FGM	--	--
												FGA	--	--
												3FGM	--	--
												3FGA	--	--
												FTM	--	--
												FTA	--	--
												OREB	--	--
												DREB	--	--
												TREB	--	--
												ASTS	--	--
												STLS	--	--
												BLKS	--	--
												MINs	--	--
	POINTS			REB	AST	BLK	STL							
	10+	20+	30+	10+	10+	3+	3+	DBL-DBL						
2024-25	--	--	--	--	--	--	--	--	--	--	--			
Career	--	--	--	--	--	--	--	--	--	--	--			

NOTES:

2024-25 SEASON:

Appeared in 38 games (all starts) for Duke, averaging 12.4 points, 2.2 assists and 3.0 rebounds in 29.9 minutes while shooting .405 from the three-point line...he ranked fourth in the ACC in three-point percentage (.405) and three-point field goals made per game (2.34) while also ranking fourth in program history (25th in NCAA Division I) in assist-turnover ratio (2.33). Proctor also led Duke to its 23rd ACC Tournament championship, contributing 19 points on a career-high six three-pointers made in the game and was named a 2024-25 All-ACC Third Team selection and ACC All-Tournament Second Team pick. Scored in double figures in 26 games as well as 20+ points on four occasions. Scored a season-high 25 points on 9-10 (.900) shooting from the field, including 7-8 (.875) shooting from the three-point line in 31 minutes on Mar 23 vs Baylor.



#1 Max Strus

Guard/Forward • 6-5 • 215lbs • 03/28/1996 • DePaul/USA

7th Year Pro

**PERSONAL:** Full name is Max Tanner Strus...is the son of John and Debbie Strus... has an older brother, Marty, and an older sister, Maggie...his mother played basketball and volleyball at DePaul and was inducted into the Athletics Hall of Fame in 2000...his father was a pitcher at Eastern Illinois University...his brother played basketball at Lewis University and his sister played volleyball at the University of Illinois, Chicago...his cousin, Katie Reilly played volleyball for four years at Wichita State and beach volleyball for one season at South Carolina...his cousin, Stacey Reilly, played volleyball at Louisiana University...his cousin, Clark Brinkman, played baseball at Creighton and was drafted by the Detroit Tigers in the 32nd round of the 2018 Major League Baseball Amateur Draft...graduated DePaul with a degree in Business Administration and started his masters in sports management...chose his major because he wanted to work in the business side of sports when he was done playing...in his free time he enjoys being outside playing catch or playing golf...his favorite sport other than basketball is baseball where he's a big Chicago White Sox fan...threw out the first pitch prior to the A's-White Sox game on Aug. 18, 2021 at Guaranteed Rate Field...hosted his first Max Strus Basketball Camp at his high school in the summer of 2022 with all the proceeds going to the Weish4Ever Foundation where he is very close with the family...their foundation provides financial support for families with children and young adults battling cancer...wears size 14 sneakers.

	GP	GS	PPG	RPG	APG	SPG	BPG	MPG	FG%	3FG%	FT%		2024-25 HIGHS	CAREER HIGHS
2024-25	50	37	9.4	4.3	3.2	0.52	0.24	25.5	.442	.386	.824	PTS	24 at LAC 3/18/25	32 at ORL 12/17/21
Career	309	156	10.4	3.4	2.4	0.55	0.23	25.5	.427	.368	.812	FGM	8 at LAC 3/18/25	11 at ORL 12/17/21
	POINTS			REB	AST	BLK	STL							
	10+	20+	30+	10+	10+	3+	3+	DBL-DBL						
2024-25	23	1	--	--	--	--	1	--	--	--	--	FGA	15 2 times	24 at WAS 11/18/22
Career	159	32	2	7	2	--	5	7	1			3FGM	5 6 times	9 at BOS 1/31/22
												3FGA	12 at NYK 4/11/25	17 2 times
												FTM	4 vs. BKN 3/11/25	6 2 times
												FTA	4 vs. BKN 3/11/25	8 at DET 12/19/21
												OREB	4 2 times	5 vs. OKC 1/10/23
												DREB	8 vs. HOU 1/25/25	12 at BKN 10/25/23
												TREB	9 2 times	12 2 times
												ASTS	8 vs. NYK 2/21/25	11 vs. CHA 4/14/24
												STLS	3 at MIA 1/29/25	4 2 times
												BLKS	2 3 times	2 11 times
												MINs	36 vs. POR 3/2/25	45 at WAS 11/18/22

NOTES:

2024-25 SEASON:

Appeared in 50 games (37 starts) with Cleveland.

- 🏆 Averaged 9.4 points, 4.3 rebounds and 3.2 assists in 25.5 minutes.
- 🏆 Scored 10+ points in 23 games and 20+ points on one occasion.
- 🏆 Finished the season as the only player in the Eastern Conference to average 20.0+ PPG, 6.0+ RPG, 1.0 SPG and .400+ 3FG%.
- 🏆 Recorded a season-high 24 PTS on 8-12 (.667) shooting from the field, including 5-8 (.625) shooting from the 3-point line and 4 REB in 26 minutes on March 18 at L.A. Clippers.
- 🏆 Chipped in 13 points, including 4-7 (.571) shooting from the 3-point line, four rebounds, four assists, one steal and one block in 22 minutes off the bench on Jan. 14 at IND.
- 🏆 Recorded a season-high 17 PTS, including 5-6 (.833) shooting from the 3-point line, 5 AST and 3 REB in 26 MIN off the bench on Jan. 8 vs. OKC. It was his highest career FG% in a game with 6+ FGM
- 🏆 Contributed a season-high 15 PTS, including 4-8 (.500) shooting from the three-point line, 4 AST, 3 REB and 2 BLK in 27 MIN off the bench on Dec. 31 at LAL
- 🏆 Made his season debut on Dec. 20 vs. MIL after missing the first 27 games of the season due to injury. Recorded 9 PTS on three made three-pointers in 19 MIN off the bench.



#35 Nae'Qwan Tomlin

Forward • 6-8 • 205lbs • 12/10/2000 • Memphis/USA

2nd Year Pro

PERSONAL: Son of Aisha Ishmael...has two siblings, Nyeem and Nalyna...Tomlin did not play organized basketball until college.

	GP	GS	PPG	RPG	APG	SPG	BPG	MPG	FG%	3FG%	FT%
2024-25	5	1	7.2	4.2	0.4	0.00	0.20	12.7	.406	.200	.727
Career	5	1	7.2	4.2	0.4	0.00	0.20	12.7	.406	.200	.727
	POINTS				REB	AST	BLK	STL			
	10+	20+	30+		10+	10+	3+	3+	DBL-DBL	TPL-DBL	
2024-25	1	1	--		1	--	--	--	1	--	
Career	1	1	--		1	--	--	--	1	--	

	2024-25 HIGHS	CAREER HIGHS
PTS	24 vs. IND 4/13/25	24 vs. IND 4/13/25
FGM	8 vs. IND 4/13/25	8 vs. IND 4/13/25
FGA	21 vs. IND 4/13/25	21 vs. IND 4/13/25
3FGM	2 vs. IND 4/13/25	2 vs. IND 4/13/25
3FGA	8 vs. IND 4/13/25	8 vs. IND 4/13/25
FTM	6 vs. IND 4/13/25	6 vs. IND 4/13/25
FTA	8 vs. IND 4/13/25	8 vs. IND 4/13/25
OREB	6 vs. IND 4/13/25	6 vs. IND 4/13/25
DREB	6 vs. IND 4/13/25	6 vs. IND 4/13/25
TREB	12 vs. IND 4/13/25	12 vs. IND 4/13/25
ASTS	2 vs. IND 4/13/25	2 vs. IND 4/13/25
STLS	--	--
BLKS	1 vs. IND 4/13/25	1 vs. IND 4/13/25
MINS	47 vs. IND 4/13/25	47 vs. IND 4/13/25

NOTES:

2024-25 SEASON:

Appeared in five games for Cleveland this season.

- Recorded his first career double-double with a career-high 24 points, a career-high 12 rebounds, two assists and one block in 46 minutes.
- Scored his first career NBA basket on Feb. 20 at Brooklyn.
- Cleveland Charge Notes: Appeared in 47 regular season games in the NBA G League for the Cleveland Charge, averaging 17.3 points, 7.3 rebounds, 1.9 assists, 1.50 blocks and 0.90 steals in 29.6 minutes.



#33 Luke Travers

Forward • 6-7 • 208lbs • 09/03/2001 • Australia/Australia

2nd Year Pro

PERSONAL: Attended Willetton Senior High School in Perth, Western Australia...played in the SBL (State Basketball League) in Western Australia for the Rockingham Flames, earning the SBL's Most Improved Player award in 2019...played in 18 games for the Flames, averaging 11.7 points, 5.2 rebounds and 2.3 assists per game...In 2018, helped break a 17-year drought for Western Australia, winning gold at the Under 18 National Championships...also represented Australia at the Under-17 FIBA World Cup in Argentina and won gold at the Under-16 FIBA Asia Championship in China; had 22 points, eight rebounds, three assists, four steals and two blocks for Australia in their title-clinching victory over China and was named in the all-tournament second team...currently teammates with former Cleveland Cavaliers 2016 NBA Champion Matthew Dellavedova on Melbourne United in the NBL.

	GP	GS	PPG	RPG	APG	SPG	BPG	MPG	FG%	3FG%	FT%
2024-25	12	0	1.0	1.7	0.7	0.08	0.08	7.3	.250	.000	1.000
Career	12	0	1.0	1.7	0.7	0.08	0.08	7.3	.250	.000	1.000
	POINTS				REB	AST	BLK	STL			
	10+	20+	30+		10+	10+	3+	3+	DBL-DBL	TPL-DBL	
2024-25	--	--	--		--	--	--	--	--	--	
Career	--	--	--		--	--	--	--	--	--	

	2024-25 HIGHS	CAREER HIGHS
PTS	4 3 times	4 3 times
FGM	2 2 times	2 2 times
FGA	9 vs. IND 4/13/25	9 vs. IND 4/13/25
3FGM	--	--
3FGA	5 vs. IND 4/13/25	5 vs. IND 4/13/25
FTM	2 vs. ORL 11/1/24	2 vs. ORL 11/1/24
FTA	2 vs. ORL 11/1/24	2 vs. ORL 11/1/24
OREB	3 vs. IND 4/13/25	3 vs. IND 4/13/25
DREB	5 vs. IND 4/13/25	5 vs. IND 4/13/25
TREB	8 vs. IND 4/13/25	8 vs. IND 4/13/25
ASTS	3 vs. NOP 11/20/24	3 vs. NOP 11/20/24
STLS	1 vs. NOP 11/20/24	1 vs. NOP 11/20/24
BLKS	1 vs. ORL 11/1/24	1 vs. ORL 11/1/24
MINS	30 vs. NOP 11/20/24	30 vs. NOP 11/20/24

NOTES:

2024-25 SEASON:

Appeared in 12 games for the Cavaliers this season.

- Scored his first career NBA basket on November 1st, 2024 vs. Orlando.
- Played in 21 regular season games in the NBA G League for the Cleveland Charge, averaging 17.0 points, 9.9 rebounds, 7.0 assists, 1.5 steals and 1.2 blocks in 34.0 minutes.



## #20 Jaylon Tyson

Guard • 6-6 • 218lbs • 12/02/2002 • California/USA

2nd Year Pro

**PERSONAL:** Son of John Tyson and Sandra Brown...has two brothers, Jordyn and Berron...his brother, Jordyn is a wide receiver at Arizona State and his brother, Berron played football at South Alabama...he graduated from John Paul II High School in Plano, Texas where he helped lead the school to its first ever TAPPS class 6A state championship during his junior season...played for 2x NBA Champion Mark Madsen at University of California.

	GP	GS	PPG	RPG	APG	SPG	BPG	MPG	FG%	3FG%	FT%
2024-25	47	3	3.6	2.0	0.9	0.28	0.06	9.6	.430	.345	.792
Career	47	3	3.6	2.0	0.9	0.28	0.06	9.6	.430	.345	.792

	POINTS			REB	AST	BLK	STL			
	10+	20+	30+	10+	10+	3+	3+	DBL-DBL	TPL-DBL	
2024-25	4	1	1	1	--	--	1	1	--	
Career	4	1	1	1	--	--	1	1	--	

	2024-25 HIGHS	CAREER HIGHS
PTS	31 vs. IND 4/13/25	31 vs. IND 4/13/25
FGM	12 vs. IND 4/13/25	12 vs. IND 4/13/25
FGA	25 vs. IND 4/13/25	25 vs. IND 4/13/25
3FGM	4 vs. IND 4/13/25	4 vs. IND 4/13/25
3FGA	12 vs. IND 4/13/25	12 vs. IND 4/13/25
FTM	3 2 times	3 2 times
FTA	4 vs. IND 4/13/25	4 vs. IND 4/13/25
OREB	5 vs. NOP 11/20/24	5 vs. NOP 11/20/24
DREB	6 vs. NOP 11/20/24	6 vs. NOP 11/20/24
TREB	11 vs. NOP 11/20/24	11 vs. NOP 11/20/24
ASTS	7 vs. NOP 11/20/24	7 vs. NOP 11/20/24
STLS	3 vs. IND 4/13/25	3 vs. IND 4/13/25
BLKS	1 3 times	1 3 times
MINS	46 vs. IND 4/13/25	46 vs. IND 4/13/25

## NOTES:

## 2024-25 SEASON:

Appeared in 47 games (three starts) for Cleveland, averaging 3.6 points and 2.0 rebounds in 9.6 minutes. Scored in double figures four times during the season.

- Finished with a career-high 31 points, seven rebounds, four assists, three steals and one block in 46 minutes on April 13 vs. IND.
- Recorded 15 points on 6-9 (.667) shooting from the field, five rebounds and one block in 17 minutes off the bench on Jan. 30 vs. ATL.
- Contributed 10 PTS on 3-4 (.750) shooting from the field, 5 REB, 2 AST and 1 STL in 15 MIN off the bench on Jan. 20 vs. PHX.
- Recorded his first career double-double with 16 points on 7-12 (.583) shooting from the field, a career-high and game-high tying 11 rebounds, a career-high seven assists and two steals in 37 minutes of play in his first career NBA start on Nov. 20 vs. NOP. With his first career NBA start, Tyson became the first Cavs rookie to tally at least 16 points, 11 rebounds, seven assists and 2 steals in a single game since Brad Daugherty on 4/7/87 (20 PTS, 11 REB, 7 AST, 2 STL vs. Boston).



## #32 Dean Wade

Forward • 6-9 • 219lbs • 11/20/1996 • Kansas State/USA

7th Year Pro

**PERSONAL:** Full name is Dean Jackson Wade...graduated in May 2019 with a bachelor's degree in social science...father, Jay, lettered one season on the Kansas State football team...mother, Trish, played volleyball and basketball at Barton Community College and is in the school's Hall of Fame...has an older sister, Teresa, who was an all-state volleyball player at St. John and the 2010 Class 1A State Division I MVP...his first job was a lifeguard...he is an avid Kansas City Chiefs fan.

	GP	GS	PPG	RPG	APG	SPG	BPG	MPG	FG%	3FG%	FT%
2024-25	59	30	5.4	4.2	1.3	0.71	0.34	21.2	.413	.360	.533
Career	283	122	5.2	3.5	1.0	0.62	0.35	19.5	.428	.368	.678

	POINTS			REB	AST	BLK	STL			
	10+	20+	30+	10+	10+	3+	3+	DBL-DBL	TPL-DBL	
2024-25	9	--	--	1	--	--	4	1	--	
Career	47	4	--	6	--	2	18	3	--	

	2024-25 HIGHS	CAREER HIGHS
PTS	19 vs. DET 10/25/24	23 vs. BOS 3/5/24
FGM	7 vs. DET 10/25/24	8 3 times
FGA	9 vs. DET 10/25/24	14 2 times
3FGM	5 vs. DET 10/25/24	6 4 times
3FGA	7 7 times	11 vs. PHI 4/1/21
FTM	2 5 times	4 3 times
FTA	3 2 times	5 4 times
OREB	5 vs. WAS 12/13/24	5 2 times
DREB	10 at GSW 12/30/24	10 4 times
TREB	13 at GSW 12/30/24	13 at GSW 12/30/24
ASTS	5 at DEN 12/27/24	5 2 times
STLS	3 4 times	3 18 times
BLKS	2 6 times	3 2 times
MINS	31 at HOU 1/22/25	40 vs. GSW 11/18/21

## NOTES:

## 2024-25 SEASON:

Appeared in 59 games (30 starts) this season for Cleveland.

- Averaged 5.4 points and 4.2 rebounds in 21.2 minutes.
- Scored 10+ points in nine games this season.
- Finished with his third career double-double with 10 PTS, a career-high 13 REB, 1 STL and 2 BLK in 25 MIN on Dec. 30 at Golden State.
- Recorded 19 PTS on 7-9 (.778) shooting from the field, including 5-7 (.714) shooting from the 3-point line, 5 REB and 2 STL in 27 MIN. It was the 8th time in his career with 5+ 3FGM



# 2025 TRAINING CAMP INVITES

## TRISTAN ENARUNA #21

Forward • 6-8 • 220

Rookie • Draft Class: 2024

College: Cleveland State

Birthdate: June 26, 2001 (Almere, Netherlands)

DRAFTED: Not drafted by an NBA franchise.

**2025 NBA SUMMER LEAGUE:** Appeared in five games for the Cleveland Cavaliers during the 2025 NBA Summer League in Las Vegas, averaging 13.2 points, 3.4 rebounds and 1.4 assists in 24.4 minutes.

**2024-25:** Appeared in 46 games (21 starts) in the NBA G League for the Maine Celtics, averaging 11.0 points, 5.3 rebounds and 1.6 assists in 27.4 minutes per contest...scored in double figures in 23 games and recorded a G League career-high 26 points on 8-16 (.500) shooting from the field and four rebounds on March 8, 2025 at Cleveland. He also appeared in three games for the Boston Celtics at the 2024 NBA Summer League in Las Vegas.

**COLLEGE CAREER:** Played five collegiate seasons, including two at Kansas (2019-21), one season at Iowa State (2021-22) and two seasons at Cleveland State (2022-24).



## KILLIAN HAYES #8

Guard • 6-5 • 195

Five-Year Pro • Draft Class: 2020

College: N/A

Birthdate: July 27, 2001 (Lakeland, FL)


**DRAFTED:** Selected in the first round (7th overall pick) of the 2020 NBA Draft by the Detroit Pistons.

**2024-25:** Appeared in six games for the Brooklyn Nets, averaging 9.0 points and 5.2 assists in 27.1 minutes. He also appeared in 34 games for the Long Island Nets in the NBA G League, averaging 16.7 points, 7.3 assists, 5.3 rebounds and 2.1 steals in 32.1 minutes.

**NBA CAREER:** Has appeared in 216 games (150 starts) over five seasons in the NBA with Detroit and Brooklyn, averaging 8.1 points, 5.2 assists, 2.9 rebounds and 1.15 steals in 26.1 minutes. During the 2022-23 season with the Pistons, he averaged a career-high 10.3 points, 6.2 assists and 1.37 steals in 28.3 minutes. His NBA career-high scoring total is 28 points which he did on April 7, 2023 at IND as a member of the Pistons.

**PERSONAL:** Was born in Lakeland, FL but grew up in France...Became the highest-draft pick ever from France after he was selected seventh overall in the 2020 NBA Draft...Won a gold medal with France and was MVP of the 2017 FIBA Under-16 European Championship (16.6 ppg, 7.0 rpg, 5.1 apg)...Earned a silver medal at the 2018 FIBA U-17 Basketball World Cup (16.1 ppg, 3.3 apg)...Participated in the Basketball Without Borders Global Camp in 2018 and 2019.

**G LEAGUE CAREER:** Appeared in 34 games for the Long Island Nets during the 2024-25 season in the NBA G League.



## CHANEY JOHNSON #14

Guard • 6-7 • 220

Rookie • Draft Class: 2025

College: Auburn

Birthdate: July 20, 2002 (Alabaster, AL)

DRAFTED: Not drafted by an NBA franchise.

**2025 NBA SUMMER LEAGUE:** Appeared in four games for the Cleveland Cavaliers during the 2025 NBA Summer League in Las Vegas, averaging 5.2 points, 3.2 rebounds and 1.5 steals in 18.4 minutes.

**2024-25:** Appeared in 38 games (three starts) for University of Auburn, averaging 9.1 points, 4.9 rebounds and 1.3 assists in 23.5 minutes. Recorded a collegiate career-high 26 points on Dec. 17, 2024 vs. Georgia State. Scored in double figures 16 times during the season.

**COLLEGE CAREER:** Played two seasons in Division I at University of Auburn (2023-25) and three seasons at Division II University of Alabama Huntsville (2020-23). During the **2023-24 season** at Auburn, played in 35 games (two starts), averaging 4.7 points and 3.4 rebounds in 15.2 minutes per game. During the **2022-23 season** at UA Huntsville, started in all 35 games and was named Gulf South Conference Player of the Year, averaging 15.9 points and 6.6 rebounds. He led the team to a 27-8 record, regular season championship title and the regional final of the NCAA Division II Tournament...during his sophomore season at UA Huntsville in **2021-22**, appeared in 33 games (31 starts), averaging 16.8 points on .464 shooting from the three-point line...during his freshman year at UA Huntsville in **2020-21**, played in 19 games and averaged 4.4 points.

**PERSONAL:** Son of Chuck and Regina Johnson ... Born on June 20, 2002 ... Has two siblings, Brodie and Kadeshia ... His sister played basketball at Florida State College and Clayton State.



## MILLER KOPP #18

Forward • 6-7 • 220

Rookie • Draft Class: 2023

College: Indiana

Birthdate: November 24, 1998 (Houston, Texas)

DRAFTED: Not drafted by an NBA franchise.

**2025 NBA SUMMER LEAGUE:** Appeared in four games for the Detroit Pistons during the 2025 NBA Summer League in Las Vegas.

**2024-25:** Appeared in 48 games (35 starts) for the Oklahoma City Blue in the NBA G League, averaging 12.3 points, while shooting .414 (138-333) from the three-point line, 5.5 rebounds and 1.0 steals in 29.6 minutes. He also appeared in 41 games for the Blue during the 2023-24 season.

**COLLEGE CAREER:** Played 157 games (144 starts) over five seasons during his collegiate basketball career, including three seasons at Northwestern University (2018-21) and two seasons at Indiana University (2021-23)...during the **2022-23 season** at Indiana, appeared in 35 games (all starts), averaging 8.1 points while shooting .444 from the three-point line and 2.5 rebounds in 30.2 minutes...during the **2021-22 season** at Indiana, appeared in 35 games (all starts), averaging 6.0 points and 2.5 rebounds in 25.1 minutes...during the **2020-21 season** at Northwestern, saw action in 24 games (all starts) and averaged 11.2 points, 3.0 rebounds and 1.0 steals in 31.3 minutes...during his sophomore season in **2019-20** at Northwestern, appeared in 31 games (all starts), averaging 13.1 points and 3.5 rebounds in 32.3 minutes...during the **2018-19 season** at Northwestern, played in 32 games (19 starts).

**PERSONAL:** son of Will and Deborah Kopp... oldest brother, Braden, played football at Vanderbilt... younger brother, Anderson, played basketball at UMKC... youngest brother, Maddox, played football at University of Houston... father played tennis collegiately at Chattanooga.







## 2025 TRAINING CAMP INVITES (CONTINUED)

### NORCHAD OMIER #15

Forward • 6-7 • 230

Rookie • Draft Class: 2025

College: Baylor

Birthdate: August 28, 2001 (Bluefield, Nicaragua)




**DRAFTED:** Not drafted by an NBA franchise.

**2025 NBA SUMMER LEAGUE:** Appeared in five games for the Cleveland Cavaliers during the 2025 NBA Summer League in Las Vegas, averaging 9.2 points, 8.4 rebounds and 1.0 steals in 20.4 minutes.

**2024-25:** Appeared in 35 games (all starts) for Baylor, averaging 15.7 points, 10.8 rebounds and 1.2 steals in 31.7 minutes. Was selected to the All-Big 12 First Team. He also recorded a school-record 22 double-doubles on the season.

**COLLEGE CAREER:** Played 155 games (152 starts) over five seasons during his collegiate basketball career, including two seasons at Arkansas State University (2020-21), two seasons at Miami FL (2022-24) and one season at Baylor (2024-25)...during the **2023-24** season, appeared in 31 games (all starts) at Miami (FL), averaging 17.0 points, 10.0 rebounds and 1.5 steals in 30.6 minutes. Scored 20 or more points on 12 occasions...during the **2022-23** season at Miami (FL), appeared in 37 games (36 starts) at Miami (FL), averaging 13.1 points, 10.0 rebounds, 1.1 steals and 1.1 blocks in 28.8 minutes...during his sophomore season in **2021-22** at Arkansas State, appeared in 29 games (28 starts), averaging 17.9 points, 12.2 rebounds, 1.9 blocks and 1.6 steals in 28.9 minutes...during his freshman season at Arkansas State in **2020-21**, appeared in 23 games (22 starts), averaging 12.6 points, 12.3 rebounds, 1.4 blocks and 1.2 steals in 26.7 minutes.

**PERSONAL:** The first person from Nicaragua to attend a Division I school on a basketball scholarship ... The son of Halstead Omier and Norma Rojas ... Has two older siblings Bezaleel (brother) and Anesha (sister).



IMG Academy was once again the host of the Cleveland Cavaliers Training Camp ahead of the 2025-26 season. It was the second straight season the Cavs have traveled to Bradenton, Florida to hold their training camp at IMG.



## BY CAVALIERS

31 PTS, Jaylon Tyson: (CLE L, 118-126 (2OT)) vs. Indiana, 04/13/25
41 PTS, Donovan Mitchell: (CLE W, 123-116) @ Boston, 02/28/25
71 PTS, Donovan Mitchell: (CLE W, 145-134 (OT)) vs. Chicago, 01/02/23
20 REB, Tristan Thompson: (CLE L, 118-126 (2OT)) vs. Indiana, 04/13/25
20 REB, Tristan Thompson: (CLE L, 118-126 (2OT)) vs. Indiana, 04/13/25
25 REB, Anderson Varejão: (CLE W, 87-81 (OT)) vs. Orlando, 01/02/14
15 AST, Caris LeVert: (CLE L, 123-132 (2OT)) @ Chicago, 02/28/24
22 AST, Andre Miller: (CLE L, 91-94) vs. Philadelphia, 12/15/01
5 BLK, Evan Mobley: (CLE W, 114-105) @ Washington, 02/25/24
11 BLK, Larry Nance: (CLE W, 104-96) vs. New York, 01/07/89
5 STL, Jarrett Allen: (CLE W, 118-117) @ Charlotte, 03/07/25
12 FGM, Jaylon Tyson: (CLE L, 118-126 (2OT)) vs. Indiana, 04/13/25
16 FGM, Evan Mobley: (CLE W, 116-102) @ Charlotte, 12/07/24
22 FGM, Donovan Mitchell: (CLE W, 145-134 (OT)) vs. Chicago, 01/02/23
7 3FGM, Emoni Bates: (CLE L, 118-126 (2OT)) vs. Indiana, 04/13/25
15 3FGM/12 3FGM, Emoni Bates/Jaylon Tyson: (CLE L, 118-126 (2OT)) vs. Indiana, 04/13/25
15 FTM, Jarrett Allen: (CLE W, 113-104 (OT)) vs. Minnesota, 03/08/24
20 FTM, Donovan Mitchell: (CLE W, 145-134 (OT)) vs. Chicago, 01/02/23
5 FB, Donovan Mitchell: (CLE W, 124-117) @ Minnesota, 01/18/25
* Never Has Happened *
7 TO/5 TO, Craig Porter Jr./Jaylon Tyson: (CLE L, 118-126 (2OT)) vs. Indiana, 04/13/25
11 FD, Donovan Mitchell: (CLE L, 122-133) @ Detroit, 03/28/25
209.1 OR, Dean Wade: (CLE L, 106-112) vs. Boston, 03/04/20
* Never Has Happened *
10 FGM/10 FGM, Donovan Mitchell/Jarrett Allen: (CLE W, 124-105) vs. New York, 04/02/25
5 3FGM/5 3FGM, Darius Garland/Max Strus: (CLE W, 134-124) @ Washington, 02/07/25
14 PTS, 10 REB, 11 AST, Max Strus: (CLE L, 110-120) vs. Charlotte, 04/14/24
25 PTS, 20 REB, Jarrett Allen: (CLE L, 104-107) vs. Miami, 03/20/24
1st period, Donovan Mitchell: (CLE W, 112-107) vs. Miami, 03/05/25

## AN INDIVIDUAL...

Scored 30+ points
Scored 40+ points
Scored 50+ points
Had 15+ Rebounds
Had 20+ Rebounds
Had 25+ Rebounds
Had 15+ assists
Had 20+ assists
Had 5+ Blocks
Had 10+ Blocks
Had 5+ Steals
Made 10+ Field Goals
Made 15+ Field Goals
Made 20+ Field Goals
Made 7+ 3-Pointers
10+ 3-Pointer Attempts
Made 15+ Free Throws
Made 20+ Free Throws
Made 5+ Fast Breaks
10+ Fast Break Attempts
5+ Turnovers
10+ Fouls Drawn
200+ Offensive Rating
200+ Defensive Rating
Two Players with 10+ Field Goals Made
Two Players with 5+ 3-Pointers Made
Had a triple-double
Had a 20/20 game
Had a four-point play

## BY OPPONENT

37 PTS, Zach LaVine: (CLE L, 113-120) vs. Sacramento, 04/06/25
42 PTS, Kevin Durant: (CLE L, 112-123) @ Phoenix, 03/21/25
50 PTS, Damian Lillard: (CLE W, 119-113) @ Portland, 01/12/23
20 REB, Ivica Zubac: (CLE L, 119-132) @ LA Clippers, 03/18/25
20 REB, Ivica Zubac: (CLE L, 119-132) @ LA Clippers, 03/18/25
26 REB, Andre Drummond: (CLE L, 123-132 (2OT)) @ Chicago, 02/28/24
22 AST, Trae Young: (CLE L, 124-135) vs. Atlanta, 11/27/24
22 AST, Trae Young: (CLE L, 124-135) vs. Atlanta, 11/27/24
5 BLK, Tony Bradley: (CLE L, 118-126 (2OT)) vs. Indiana, 04/13/25
10 BLK, Calvin Booth: (CLE W, 104-96) @ Oklahoma City, 01/13/04
5 STL, Bam Adebayo: (CLE L, 84-121) @ Miami, 03/24/24
15 FGM/11 FGM/10 FGM, Zach LaVine/Domantas Sabonis/DeMar DeRozan: (CLE L, 113-120) vs. Sacramento, 04/06/25
15 FGM, Zach LaVine: (CLE L, 113-120) vs. Sacramento, 04/06/25
21 FGM, Jamal Murray: (CLE L, 103-120) vs. Denver, 02/19/21
7 3FGM, Zach LaVine: (CLE L, 113-120) vs. Sacramento, 04/06/25
11 3FGM, Landry Shamet: (CLE W, 108-102) @ New York, 04/11/25
16 FTM, Paul George: (CLE L, 118-120) @ LA Clippers, 04/07/24
23 FTM, Dwyane Wade: (CLE L, 89-92) @ Miami, 02/01/07
7 FB, Ja Morant: (CLE W, 133-124) @ Memphis, 03/14/25
* Never Has Happened *
5 TO, Zach Collins: (CLE W, 135-113) vs. Chicago, 04/08/25
11 FD, Deni Avdija: (CLE W, 133-129 (OT)) vs. Portland, 03/02/25
218.0 OR, Tony Bradley: (CLE L, 113-126) vs. Utah, 03/02/20
* Never Has Happened *
15 FGM/11 FGM/10 FGM, Zach LaVine/Domantas Sabonis/DeMar DeRozan: (CLE L, 113-120) vs. Sacramento, 04/06/25
6 3FGM/5 3FGM, Fred VanVleet/Jalen Green: (CLE L, 131-135) vs. Houston, 01/25/25
30 PTS, 12 REB, 10 AST, Deni Avdija: (CLE W, 133-129 (OT)) vs. Portland, 03/02/25
28 PTS, 20 REB, Ivica Zubac: (CLE L, 119-132) @ LA Clippers, 03/18/25
2nd period, James Harden: (CLE W, 127-122) vs. LA Clippers, 03/30/25

## A TEAM...

135 PTS, (CLE W, 135-113) vs. Chicago, 04/08/25
135 PTS, (CLE W, 135-113) vs. Chicago, 04/08/25
142 PTS, (CLE W, 142-105) vs. New York, 02/21/25
154 PTS, (CLE W, 154-153 (4OT)) vs. LA Lakers, 01/29/80
.609 (56-92), (CLE W, 142-105) vs. New York, 02/21/25
22 PTS, (CLE W, 135-113) vs. Chicago, 04/08/25
40 PTS, (CLE W, 122-82) @ Orlando, 02/25/25
43 PTS, (CLE W, 110-67) vs. Philadelphia, 01/15/94
68 PTS, (CLE W, 148-80) vs. Miami, 12/17/91
82 REB, (CLE L, 118-126 (2OT)) vs. Indiana, 04/13/25
35 AST, (CLE W, 135-113) vs. Chicago, 04/08/25
40 AST, (CLE W, 149-135) @ Denver, 12/27/24
Scored 120+ points
Scored 130+ points
Scored 140+ points
Scored 150+ points
Shot .600+ from the field
Won by 20+ points
Won by 30+ points
Won by 40+ points
Won by 50+ points
Had 60+ rebounds
Had 35+ assists
Had 40+ assists



51 FGM, (CLE W, 135-113) vs. Chicago, 04/08/25	Made 50+ field goals	53 FGM, (CLE L, 114-134) @ Oklahoma City, 01/16/25
25 3FGM, (CLE W, 135-113) vs. Chicago, 04/08/25	Made 20+ 3-pointers	21 3FGM, (CLE L, 129-132) @ Philadelphia, 01/24/25
43 FTM, (CLE W, 118-117) @ Charlotte, 03/07/25	Made 35+ free throws	35 FTM, (CLE L, 108-112) vs. Philadelphia, 04/03/22
1st OT, (CLE W, 133-129 (OT)) vs. Portland, 03/02/25	Overtime Win	2nd OT, (CLE L, 118-126 (2OT)) vs. Indiana, 04/13/25
2nd OT, (CLE W, 132-122 (2OT)) vs. Charlotte, 11/18/22	Double-Overtime Win	2nd OT, (CLE L, 118-126 (2OT)) vs. Indiana, 04/13/25
* Never Has Happened *	Triple-Overtime Win	3rd OT, (CLE L, 139-148 (3OT)) vs. Brooklyn, 02/13/19
4th OT, (CLE W, 154-153 (4OT)) vs. LA Lakers, 01/29/80	Quadruple-Overtime Win	4th OT, (CLE L, 129-131 (4OT)) vs. Portland, 10/18/74

## THE CAVALIERS (SINGLE-SEASON)...

2/5/2025 — 3/14/2025 (16)	Won 5 straight	--
2/5/2025 — 3/14/2025 (16)	Won 10 straight	--
2/10/2025 — 3/11/2025 (6)	Won 5 straight at home	--
12/1/2024 — 1/9/2025 (10)	Won 10 straight at home	--
1/19/2015 — 4/5/2015 (18)	Won 15 straight at home	--
1/29/2025 — 3/14/2025 (11)	Won 5 straight on road	--
1/29/2025 — 3/14/2025 (11)	Won 10 straight on road	--
* Never Has Happened *	Won 15 straight on road	--
11/7/2022 — 11/16/2022 (5)	Lost 5 straight	--
4/23/2021 — 5/10/2021 (11)	Lost 10 straight	--
4/28/2021 — 5/10/2021 (7)	Lost 5 straight at home	--
4/3/2024 — 5/7/2024 (7)	Lost 5 straight on road	--



CAVALIERS RECORD WHEN...	OVERALL	HOME	ROAD
Outrebounding opponent	35-6	18-2	17-4
Outrebounded by opponent	24-12	13-5	11-7
Tied in Rebounding	5-0	3-0	2-0
Shooting better than opponent	52-1	28-0	24-1
Shooting worse than opponent	12-16	6-7	6-9
Shooting same than opponent	0-1	0-0	0-1
More FTM than opponent	34-5	14-2	20-3
Less FTM than opponent	25-13	16-5	9-8
Same FTM than opponent	5-0	4-0	1-0
More 3FGM than opponent	46-4	24-2	22-2
Less 3FGM than opponent	11-12	5-4	6-8
Same 3FGM than opponent	7-2	5-1	2-1
More assists than opponent	49-5	27-2	22-3
Less assists than opponent	12-11	7-4	5-7
Same assists than opponent	3-2	0-1	3-1
More turnovers than opponent	23-8	7-4	16-4
Less turnovers than opponent	33-9	21-2	12-7
Same turnovers than opponent	8-1	6-1	2-0
Bench outscores opponent bench	45-8	22-2	23-6
Opponent bench outscores CLE	19-10	12-5	7-5
Bench scoring equal	0-0	0-0	0-0
Scoring less than 80 points	0-0	0-0	0-0
Scoring between 80-89 points	0-0	0-0	0-0
Scoring between 90-99 points	0-1	0-1	0-0
Scoring between 100-109	3-4	2-2	1-2
Scoring 110 or more points	61-13	32-4	29-9
Opponent scores less than 80	0-0	0-0	0-0
Opponent scores between 80-89	2-0	1-0	1-0
Opponent scores between 90-99	6-0	3-0	3-0
Opponent scores between 100-109	23-3	14-2	9-1
Opponent scores 110 or more	33-15	16-5	17-10

NUMBER OF TIMES RECORDING	POINTS			REB		AST	BLK	STL	DD		TD
	10+	20+	30+	10+	10+	3+	3+	3+	DD	TD	
Jarrett Allen	61	15	--	47	--	4	7	40	--	--	--
Emoni Bates	1	1	--	--	--	--	--	--	--	--	--
Darius Garland	71	40	5	--	7	--	9	7	--	--	--
Javonte Green	2	--	--	--	--	--	--	--	--	--	--
De'Andre Hunter	22	2	1	1	--	--	1	1	--	--	--
Ty Jerome	43	13	1	--	--	--	8	--	--	--	--
Caris LeVert	20	2	--	--	--	--	2	--	--	--	--
Sam Merrill	17	2	--	--	--	--	5	--	--	--	--
Donovan Mitchell	69	48	19	4	2	1	9	6	--	--	--
Evan Mobley	63	34	4	38	--	18	7	37	--	--	--
Georges Niang	19	2	--	1	--	--	--	1	--	--	--
Chuma Okeke	--	--	--	--	--	--	--	--	--	--	--
Isaac Okoro	10	--	--	--	--	--	--	--	--	--	--
Craig Porter Jr.	6	1	--	--	--	--	2	--	--	--	--
Max Strus	23	1	--	--	--	--	1	--	--	--	--
Tristan Thompson	--	--	--	3	--	--	--	--	--	--	--
JT Thor	1	--	--	--	--	--	--	--	--	--	--
Nae'Qwan Tomlin	1	1	--	1	--	--	--	1	--	--	--
Luke Travers	--	--	--	--	--	--	--	--	--	--	--
Jaylon Tyson	4	1	1	1	--	--	1	1	--	--	--
Dean Wade	9	--	--	1	--	--	4	1	--	--	--

NUMBER OF TIMES LEADING TEAM IN... (INCLUDES TIES)						
	PTS	REB	AST	BLK	STL	MIN
Jarrett Allen	5	42	1	30	14	13
Emoni Bates	--	--	--	3	--	--
Darius Garland	25	--	51	6	21	15
Javonte Green	--	--	--	1	--	--
De'Andre Hunter	1	--	1	5	5	1
Ty Jerome	5	--	8	5	19	1
Caris LeVert	--	--	5	10	6	1
Sam Merrill	1	--	1	10	11	--
Donovan Mitchell	33	2	21	8	27	33
Evan Mobley	11	34	6	49	12	25
Georges Niang	--	2	--	5	1	--
Chuma Okeke	--	--	--	--	--	--
Isaac Okoro	--	--	--	9	5	--
Craig Porter Jr.	--	--	4	7	4	--
Max Strus	2	2	4	5	2	1
Tristan Thompson	--	3	--	8	--	--
JT Thor	--	--	--	3	1	--
Nae'Qwan Tomlin	--	--	--	1	--	1
Luke Travers	--	--	--	4	--	--
Jaylon Tyson	1	1	1	4	2	1
Dean Wade	1	2	--	10	10	1

STARTING LINEUPS							
LAST USED	GAME	FORWARD	FORWARD	CENTER	GUARD	GUARD	RECORD
11/15	vs. Bulls	Isaac Okoro	Georges Niang	Jarrett Allen	Donovan Mitchell	Darius Garland	1-0
11/17	vs. Hornets	Isaac Okoro	Evan Mobley	Jarrett Allen	Ty Jerome	Darius Garland	1-0
11/20	vs. Pelicans	Jaylon Tyson	Evan Mobley	Jarrett Allen	Donovan Mitchell	Ty Jerome	1-0
12/13	vs. Wizards	Isaac Okoro	Dean Wade	Jarrett Allen	Donovan Mitchell	Darius Garland	1-0
12/23	vs. Jazz	Sam Merrill	Evan Mobley	Jarrett Allen	Donovan Mitchell	Darius Garland	1-1
1/9	vs. Raptors	Dean Wade	Evan Mobley	Jarrett Allen	Caris LeVert	Darius Garland	1-0
1/16	at Thunder	Dean Wade	Evan Mobley	Jarrett Allen	Donovan Mitchell	Darius Garland	17-3
1/18	at Timberwolves	Caris LeVert	Dean Wade	Jarrett Allen	Donovan Mitchell	Darius Garland	1-0
1/29	at Heat	Jaylon Tyson	Evan Mobley	Jarrett Allen	Max Strus	Donovan Mitchell	1-0
2/5	at Pistons	Max Strus	Evan Mobley	Jarrett Allen	Caris LeVert	Darius Garland	1-0
2/10	vs. Timberwolves	De'Andre Hunter	Evan Mobley	Jarrett Allen	Donovan Mitchell	Darius Garland	1-0
2/25	at Magic	Max Strus	Evan Mobley	Jarrett Allen	Isaac Okoro	Donovan Mitchell	2-0
3/2	vs. Trail Blazers	De'Andre Hunter	Evan Mobley	Jarrett Allen	Max Strus	Darius Garland	1-0
3/16	vs. Magic	Max Strus	De'Andre Hunter	Jarrett Allen	Donovan Mitchell	Darius Garland	1-1
3/19	at Kings	Dean Wade	Evan Mobley	Jarrett Allen	Max Strus	Donovan Mitchell	0-1
3/25	at Trail Blazers	Max Strus	Evan Mobley	Jarrett Allen	Sam Merrill	Darius Garland	1-0
3/27	vs. Spurs	Max Strus	Dean Wade	Jarrett Allen	Donovan Mitchell	Darius Garland	2-2
3/28	at Pistons	Isaac Okoro	Evan Mobley	Jarrett Allen	Donovan Mitchell	Darius Garland	11-3
4/6	vs. Kings	Max Strus	Evan Mobley	Jarrett Allen	Donovan Mitchell	Darius Garland	15-5
4/8	vs. Bulls	Isaac Okoro	Evan Mobley	Jarrett Allen	Max Strus	Darius Garland	3-0
4/10	at Pacers	De'Andre Hunter	Dean Wade	Jarrett Allen	Sam Merrill	Ty Jerome	0-1
4/11	at Knicks	Evan Mobley	Dean Wade	Jarrett Allen	Darius Garland	Max Strus	1-0
4/13	vs. Pacers	Jaylon Tyson	Nae'Qwan Tomlin	Jarrett Allen	Javonte Green	Craig Porter Jr.	0-1





	CLEVELAND CAVALIERS		OPPONENTS	
Points	41	Donovan Mitchell at BOS 02/28/2025	46	Miles Bridges at CHA 03/07/2025
	41	Evan Mobley at CHA 12/07/2024	46	Jayson Tatum at BOS 02/28/2025
Points in a Quarter	23	Evan Mobley (1st) at CHA 12/07/2024	21	Cade Cunningham (4th) at DET 02/05/2025
Points in a Half	30	Donovan Mitchell (2nd) vs. BOS 12/01/2024	30	Cade Cunningham (2nd) at DET 02/05/2025
Field Goals	16	Evan Mobley at CHA 12/07/2024	19	Jayson Tatum at BOS 02/28/2025
Field Goal Attempts	29	Donovan Mitchell at BOS 11/19/2024	37	Jayson Tatum at BOS 02/28/2025
Field Goal Percentage	1.000	Jarrett Allen (10-10) at WAS 10/26/2024	1.000	Bogdan Bogdanovic (8-8) at LAC 03/18/2025
3-PT Field Goal	9	Sam Merrill vs. DAL 02/02/2025	10	Damian Lillard at MIL 11/02/2024
3-PT FG Attempts	16	Donovan Mitchell at CHI 11/11/2024	17	Jordan Poole at WAS 02/07/2025
3-PT FG Percentage	1.000	Ty Jerome (8-8) at PHI 01/24/2025	1.000	Jose Alvarado (7-7) at NOP 11/06/2024
Free Throws	13	Donovan Mitchell at CHI 03/04/2025	13	Deni Avdija vs. POR 03/02/2025
			13	Cade Cunningham at DET 02/05/2025
Free Throw Attempts	18	Donovan Mitchell at CHA 03/07/2025	14	Jonathan Kuminga at GSW 12/30/2024
Free Throw Percentage	1.000	Donovan Mitchell (9-9) at SAC 03/19/2025	1.000	Deni Avdija (13-13) vs. POR 03/02/2025
	1.000	Darius Garland (9-9) at CHA 03/07/2025	1.000	Cade Cunningham (13-13) at DET 02/05/2025
	1.000	Ty Jerome (9-9) at CHI 03/04/2025		
	1.000	Darius Garland (9-9) vs. CHA 11/17/2024		
Offensive Rebounds	7	Jarrett Allen at BKN 02/20/2025	9	Amen Thompson at HOU 01/22/2025
	7	Jarrett Allen vs. OKC 01/08/2025		
Defensive Rebounds	18	Tristan Thompson vs. IND 04/13/2025	17	Nikola Jokic vs. DEN 12/05/2024
Total Rebounds	20	Tristan Thompson vs. IND 04/13/2025	20	Ivica Zubac at LAC 03/18/2025
	20	Jarrett Allen at BKN 02/20/2025	20	Nikola Jokic vs. DEN 12/05/2024
Assists	14	Donovan Mitchell vs. SAS 03/27/2025	22	Trae Young vs. ATL 11/27/2024
	14	Darius Garland at LAL 12/31/2024		
Steals	6	Ty Jerome vs. POR 03/02/2025	4	Quenton Jackson vs. IND 04/13/2025
			4	Jevon Carter vs. CHI 04/08/2025
			4	Keon Ellis vs. SAC 04/06/2025
			4	Devin Vassell at SAS 04/04/2025
			4	Kawhi Leonard at LAC 03/18/2025
			4	Jaren Jackson Jr. at MEM 03/14/2025
			4	Toumani Camara vs. POR 03/02/2025
			4	Jaden McDaniels vs. MIN 02/10/2025
			4	Cade Cunningham at DET 02/05/2025
			4	Amen Thompson at HOU 01/22/2025
Blocks	4	Evan Mobley at POR 03/25/2025	5	Tony Bradley vs. IND 04/13/2025
	4	Evan Mobley vs. MIN 02/10/2025		
	4	Evan Mobley at DET 02/05/2025		
	4	Evan Mobley vs. DAL 02/02/2025		
	4	Jarrett Allen at TOR 10/23/2024		
Minutes	46:45	Nae'Qwan Tomlin vs. IND 04/13/2025	44:05	Oso Ighodaro at PHX 03/21/2025
Points in Paint	24	Jarrett Allen at LAL 12/31/2024	28	Giannis Antetokounmpo at MIL 11/02/2024
	24	Evan Mobley vs. LAL 10/30/2024		
Second Chance Points	12	Jarrett Allen vs. OKC 01/08/2025	12	Miles Bridges at CHA 03/07/2025
Fast Break Points	13	Donovan Mitchell at CHI 11/11/2024	15	LeBron James vs. LAL 10/30/2024

CAVALIERS HIGHS	CAVALIERS LOWS	CATEGORY	OPPONENTS HIGHS	OPPONENTS LOWS
149 at DEN 12/27/2024	93 vs. IND 01/12/2025	Points	135 (3) vs. HOU 01/25/2025	82 at ORL 02/25/2025
50 vs. DAL 02/02/2025	14 at OKC 01/16/2025	Points/1st Qtr.	39 (3) at NYK 04/11/2025	12 vs. MIN 02/10/2025
44 vs. GSW 11/08/2024	17 (2) at PHX 03/21/2025	Points/2nd Qtr.	43 at OKC 01/16/2025	11 at GSW 12/30/2024
91 vs. DAL 02/02/2025	42 vs. POR 03/02/2025	Points/1st Half	75 at OKC 01/16/2025	38 at GSW 12/30/2024
41 vs. OKC 01/08/2025	13 vs. BKN 11/09/2024	Points/3rd Qtr.	44 at OKC 01/16/2025	18 vs. NOP 11/20/2024
47 vs. HOU 01/25/2025	17 at LAC 03/18/2025	Points/4th Qtr.	38 (2) vs. IND 04/13/2025	15 (3) at HOU 01/22/2025
82 at CHI 03/04/2025	40 vs. IND 01/12/2025	Points/2nd Half	76 at SAC 03/19/2025	39 at ORL 02/25/2025
		Field Goals	53 (3) at OKC 01/16/2025	32 (2) at UTA 03/23/2025
56 (2) vs. NYK 02/21/2025	32 at CHA 03/07/2025	Field Goal Attempts	119 vs. IND 04/13/2025	76 vs. BKN 11/09/2024
115 vs. IND 04/13/2025	74 vs. BKN 11/09/2024	Field Goal Percentage	.596 vs. TOR 01/09/2025	.333 at GSW 12/30/2024
.609 vs. NYK 02/21/2025	.383 vs. IND 04/13/2025			
26 vs. DAL 02/02/2025	10 (5) vs. SAC 04/06/2025	3-PT Field Goal	22 at BOS 11/19/2024	4 vs. WAS 12/03/2024
60 vs. IND 04/13/2025	27 at POR 03/25/2025	3-PT FG Attempts	53 at OKC 01/16/2025	24 vs. DEN 12/05/2024
.594 at ORL 02/25/2025	.229 at UTA 03/23/2025	3-PT FG Percentage	.538 at PHI 01/24/2025	.154 vs. WAS 12/03/2024
43 at CHA 03/07/2025	5 (2) at MIA 01/29/2025	Free Throws	32 vs. HOU 01/25/2025	6 vs. TOR 01/09/2025
51 at CHA 03/07/2025	6 at MIA 01/29/2025	Free Throw Attempts	45 vs. HOU 01/25/2025	8 at PHX 03/21/2025
.964 vs. CHA 11/17/2024	.533 vs. PHI 12/21/2024	Free Throw Percentage	1.000 at PHX 03/21/2025	.462 vs. TOR 01/09/2025
22 vs. MEM 02/23/2025	3 vs. DAL 02/02/2025	Offensive Rebounds	21 at DAL 01/03/2025	1 vs. PHX 01/20/2025
48 vs. DAL 02/02/2025	19 at LAC 03/18/2025	Defensive Rebounds	47 vs. IND 04/13/2025	23 (3) at ORL 02/25/2025
65 vs. IND 04/13/2025	29 at LAC 03/18/2025	Total Rebounds	61 vs. IND 04/13/2025	32 vs. NYK 02/21/2025
40 at DEN 12/27/2024	16 (2) at DET 03/28/2025	Assists	39 (2) at DEN 12/27/2024	13 vs. PHI 12/21/2024
14 (3) at BKN 12/16/2024	2 at OKC 01/16/2025	Steals	15 vs. IND 04/13/2025	3 (5) at IND 04/10/2025
21 (82) vs. HOU 01/25/2025	21 (82) vs. HOU 01/25/2025	Team Fouls	22 (82) at CHA 03/07/2025	22 (82) at CHA 03/07/2025
30 vs. HOU 01/25/2025	10 (2) vs. BKN 03/11/2025	Personal Fouls	33 at CHA 03/07/2025	5 at MIA 01/29/2025
23 at DET 02/05/2025	6 at UTA 03/23/2025	Turnovers	22 (2) at HOU 01/22/2025	6 at OKC 01/16/2025
10 (2) at NOP 11/06/2024	0 (3) at LAC 03/18/2025	Blocks	11 at IND 04/10/2025	0 vs. LAL 10/30/2024
68 (5) vs. SAC 04/06/2025	34 (2) vs. PHX 01/20/2025	Points in Paint	76 (2) vs. IND 04/13/2025	24 vs. BOS 12/01/2024
31 vs. MEM 02/23/2025	0 vs. DAL 02/02/2025	Second Chance Points	27 vs. UTA 12/23/2024	4 (2) vs. PHX 01/20/2025
33 vs. DAL 02/02/2025	3 vs. IND 01/12/2025	Fast Break Points	28 (2) vs. DEN 12/05/2024	3 vs. BOS 12/01/2024
53 vs. DAL 02/02/2025	2 (2) vs. BOS 02/04/2025	Biggest Lead	42 at OKC 01/16/2025	0 (10) at SAS 04/04/2025
70 (2) vs. NYK 02/21/2025	18 at NYK 10/28/2024	Bench Points	86 vs. IND 04/13/2025	6 at BOS 02/28/2025
35 at CHI 11/11/2024	7 at OKC 01/16/2025	Points Off Turnovers	37 vs. SAC 04/06/2025	5 (2) at UTA 03/23/2025



TEAM RECORD

	RECORD	HOME	ROAD	OT
OVERALL	64-18	34-7	30-11	1-1
ATLANTIC	16-3	8-1	8-2	--
CENTRAL	12-4	6-2	6-2	0-1
SOUTHEAST	13-4	7-2	6-2	--
EASTERN	41-11	21-5	20-6	0-1
SOUTHWEST	8-2	4-1	4-1	--
NORTHWEST	9-1	5-0	4-1	1-0
PACIFIC	6-4	4-1	2-3	--
WESTERN	23-7	13-2	10-5	1-0

TEAM WINNING & LOSING STREAKS

LONG:	OVERALL	HOME	ROAD
Win	2/5/2025 — 3/14/2025 (16)	12/1/2024 — 1/9/2025 (10)	1/29/2025 — 3/14/2025 (11)
Loss	3/16/2025 — 3/21/2025 (4)	4/13/2025 — 4/13/2025 (1)	3/18/2025 — 3/21/2025 (3)

\*showing most recent streaks

AFTER 82 GAMES: W64, L18

MARGIN	1	2	3	4	5	6	7	8	9	10	11	12	13	14	15	16	17	18	19	20	21	22	23	24	25
Won By:	3	1	1	2	4	5	3	2	2	4	3	5	1	4				2	4	1	1	3	2	1	
Lost By:	1	1	2	2	1		2	1	1		3		1		1	1				1					

MARGIN	26	27	28	29	30	31	32	33	34	35	36	37	38	39	40	41	42	43	44	45	46	47	48	49	50+
Won By:	1	1	1	2	1	1						1			1			1							
Lost By:																									

AT START OF:	OVERALL	HOME	ROAD	FG%:	OVERALL	HOME	ROAD
2nd-Ahead:	45-5	25-2	20-3	-44%	7-7	5-4	2-3
-Behind:	14-12	6-4	8-8	45-49%	21-6	7-1	14-5
-Tied:	5-1	3-1	2-0	50-54%	23-4	14-2	9-2
3rd-Ahead:	50-9	30-5	20-4	55-59%	12-1	7-0	5-1
-Behind:	11-9	3-2	8-7	+60%	1-0	1-0	0-0
-Tied:	3-0	1-0	2-0				
4th-Ahead:	55-3	28-2	27-1				
-Behind:	9-15	6-5	3-10				
-Tied:	0-0	0-0	0-0				



TEAM TREND	HOMEAWAY	TTL	LAST GAME	TEAM TREND	HOMEAWAY	TTL	LAST GAME	PLAYER TREND	HOMEAWAY	TTL	LAST GAME
<4 Cavaliers w/ 10+ pts	0-0	0-3	0-3 @ PHI 1/24/25	Cavaliers shoot 50.0% or better	21-2	12-2	33-4 vs. CHI 4/8/25	Caris LeVert w/20+ pts	2-0	0-0	2-0 vs. DEN 12/5/24
4+ Cavaliers w/ 10+ pts	34-7	30-8	64-15 vs. IND 4/13/25	Opp shoots 50.0% or better	3-2	1-7	4-9 vs. SAC 4/6/25	Caris LeVert w/15+ pts	4-0	4-0	8-0 vs. TOR 1/9/25
5+ Cavaliers w/ 10+ pts	29-3	25-6	54-9 @ NYK 4/11/25	Cavaliers shoot 45.0% or better	29-3	26-7	55-10 @ NYK 4/11/25	Caris LeVert w/3+ 3FGM	4-0	2-0	6-0 vs. TOR 1/9/25
6+ Cavaliers w/ 10+ pts	21-1	16-4	37-5 @ NYK 4/11/25	Cavaliers shoot 44.0% or below	5-4	2-3	7-7 vs. IND 4/13/25	Darius Garland w/40+ pts	1-0	0-0	1-0 vs. TOR 1/9/25
7+ Cavaliers w/ 10+ pts	4-0	6-1	10-1 @ MEM 3/14/25	Cavaliers shoot 40.0% or below	1-3	0-0	1-3 vs. IND 4/13/25	Darius Garland w/35+ pts	2-1	0-0	2-1 vs. HOU 1/25/25
8+ Cavaliers w/ 10+ pts	1-0	0-0	1-0 vs. DAL 2/2/25	Opp shoots 45.0% or better	18-4	12-10	30-14 @ IND 4/10/25	Darius Garland w/30+ pts	3-1	1-0	4-1 vs. BKN 3/11/25
Cavaliers no 20+ pt scorer	2-0	2-1	4-1 @ UTA 3/23/25	Opp shoots 40.0% or below	6-0	7-0	13-0 @ POR 3/25/25	Darius Garland w/25+ pts	11-2	8-3	19-5 @ NYK 4/11/25
Opp no 20+ pt scorer	2-1	5-0	7-1 @ POR 3/25/25	Cavaliers w/10+ 3-pointers made	34-7	30-11	64-18 vs. IND 4/13/25	Darius Garland w/20+ pts	17-3	14-6	31-9 @ NYK 4/11/25
2+ Cavaliers w/20+ pt scorer	27-5	18-6	45-11 vs. IND 4/13/25	Opp w/10+ 3-pointers made	29-7	25-11	54-18 vs. IND 4/13/25	Darius Garland w/15+ pts	26-5	21-8	47-13 @ NYK 4/11/25
2+ Opp w/20+ pt scorer	18-5	13-8	31-13 @ IND 4/10/25	Cavaliers w/15+ 3-pointers made	25-3	21-4	46-7 vs. IND 4/13/25	Darius Garland w/10+ pts	31-5	27-8	58-13 @ NYK 4/11/25
3+ Cavaliers w/20+ pt scorer	14-2	7-1	21-3 vs. IND 4/13/25	Opp w/15+ 3-pointers made	11-2	11-9	22-11 @ NYK 4/11/25	Darius Garland w/10+ FTA	1-0	0-0	1-0 vs. WAS 12/13/24
3+ Opp w/20+ pt scorer	5-3	6-3	11-6 vs. SAC 4/6/25	Cavaliers 3FG% 40.0% or better	18-1	13-3	31-4 @ IND 4/10/25	Darius Garland w/10+ asts	4-0	3-0	7-0 @ NYK 4/11/25
Cavaliers w/30+ pt scorer	8-4	13-4	21-8 vs. IND 4/13/25	Opp 3FG% 40.0% or better	5-4	6-9	11-13 vs. SAC 4/6/25	Darius Garland w/3+ 3FGM	21-3	11-4	32-7 vs. CHI 4/8/25
Opp w/30+ pt scorer	12-1	9-7	21-8 vs. SAC 4/6/25	Cavaliers FT% 80.0 or better	13-2	16-4	29-6 vs. NYK 4/2/25	Darius Garland w/15+ stls	3-0	5-1	8-1 @ MEM 3/14/25
All 5 Starters w/10+ pts	8-0	6-1	14-1 @ SAC 3/19/25	Opp FT% 80.0 or better	13-4	12-8	25-12 vs. IND 4/13/25	Darius Garland w/double-double	4-0	3-0	7-0 @ NYK 4/11/25
Opp 5 Starters w/10+ pts	5-1	6-4	11-5 vs. LAC 3/30/25	Cavaliers FT% below 70.0	9-3	4-3	13-6 vs. IND 4/13/25	Evan Mobley w/40+ pts	0-0	1-0	1-0 @ CHA 12/7/24
2+ reserves w/10+ pts	17-1	18-6	35-7 @ NYK 4/11/25	Opp FT% below 70.0	8-1	7-2	15-3 @ NYK 4/11/25	Evan Mobley w/35+ pts	0-0	1-0	1-0 @ CHA 12/7/24
Opp 2+ reserves w/10+ pts	9-3	16-9	25-12 vs. IND 4/13/25	Cavaliers FTM >= Opp FTA	10-1	13-3	23-4 @ NYK 4/11/25	Evan Mobley w/30+ pts	0-0	3-1	3-1 @ SAC 3/19/25
3+ reserves w/10+ pts	5-0	5-3	10-3 @ PHX 3/21/25	Opp FTM >= Cavaliers FTA	11-2	7-3	18-5 @ IND 4/10/25	Evan Mobley w/25+ pts	3-0	7-1	10-1 @ SAS 4/4/25
Opp 3+ reserves w/10+ pts	4-2	3-3	7-5 vs. IND 4/13/25	Cavaliers FG% >= Opp FG%	27-0	22-1	49-1 @ NYK 4/11/25	Evan Mobley w/20+ pts	17-1	13-3	30-4 vs. CHI 4/8/25
Cavaliers <20 pts. in 1st qtr	1-3	0-1	1-4 vs. IND 4/13/25	Opp FG% >= Cavaliers FG%	5-6	3-8	8-14 vs. IND 4/13/25	Evan Mobley w/15+ pts	24-3	21-5	45-8 @ NYK 4/11/25
Opp <20 pts. in 1st qtr	4-1	6-1	10-2 vs. IND 4/13/25	Cavaliers w/30+ FTA	3-0	7-1	10-1 @ NYK 4/11/25	Evan Mobley w/10+ pts	28-3	27-5	55-8 @ NYK 4/11/25
Cavaliers w/30+ pts in 1st qtr	19-3	19-4	38-7 vs. IND 4/13/25	Opp w/30+ FTA	5-2	2-1	7-3 @ DET 3/28/25	Evan Mobley w/10+ FTA	2-1	1-0	3-1 @ NYK 4/11/25
Opp w/30+ pts in 1st qtr	7-3	13-6	20-9 @ NYK 4/11/25	Cavaliers w/20+ asts	34-6	28-10	62-16 vs. IND 4/13/25	Evan Mobley w/15+ REB	1-0	2-0	3-0 @ TOR 2/12/25
Cavaliers under 50 pts 1st half	0-1	4-2	4-3 @ BKN 2/20/25	Opp w/20+ asts	29-7	29-11	58-18 vs. IND 4/13/25	Evan Mobley w/10+ REB	17-2	15-4	32-6 @ NYK 4/11/25
Opp under 50 pts 1st half	12-2	7-1	19-3 vs. CHI 4/8/25	Cavaliers w/25+ asts	30-3	25-6	55-9 vs. CHI 4/8/25	Evan Mobley w/3+ 3FGM	5-0	7-1	12-1 vs. CHI 4/8/25
Cavaliers 50+ pts 1st half	34-6	26-9	60-15 vs. IND 4/13/25	Opp w/25+ asts	18-6	19-10	37-16 vs. IND 4/13/25	Evan Mobley w/3+ stls	4-2	1-0	5-2 vs. SAC 4/6/25
Opp 50+ pts 1st half	22-5	23-10	45-15 vs. IND 4/13/25	Cavaliers w/30+ asts	16-2	10-3	26-5 vs. CHI 4/8/25	Evan Mobley w/double-double	16-2	15-4	31-6 @ NYK 4/11/25
Cavaliers 60+ pts in 1st half	25-3	18-2	43-5 vs. IND 4/13/25	Opp w/30+ asts	6-2	3-3	9-5 @ PHX 3/21/25	Donovan Mitchell w/40+ pts	0-0	1-0	1-0 @ BOS 2/28/25
Opp 60+ pts in 1st half	9-3	8-7	17-10 vs. IND 4/13/25	Cavaliers asts >= Opp asts	27-2	22-3	49-5 @ NYK 4/11/25	Donovan Mitchell w/30+ pts	4-3	9-3	13-6 @ DET 3/28/25
Cavaliers lead by 10+ pts	30-4	26-3	56-7 vs. IND 4/13/25	Opp asts >= Cavaliers asts	7-4	5-7	12-11 vs. IND 4/13/25	Donovan Mitchell w/20+ pts	20-4	20-4	40-8 @ SAS 4/4/25
Opp leads by 10+ pts	7-5	7-9	14-14 @ NYK 4/11/25	Cavaliers w/12 or fewer TOs	16-2	16-6	32-8 @ IND 4/10/25	Donovan Mitchell w/10+ REB	1-1	1-1	2-2 vs. LAC 3/30/25
Games decided by 10+ points	23-2	18-5	41-7 vs. CHI 4/8/25	Opp w/12 or fewer TOs	10-3	16-5	26-8 @ NYK 4/11/25	Donovan Mitchell w/10+ asts	1-0	0-1	1-1 vs. SAS 3/27/25
Games decided by 4-9 points	10-5	8-2	18-7 vs. IND 4/13/25	Cavaliers w/20+ TOs	1-1	1-1	2-2 vs. IND 4/13/25	Donovan Mitchell w/3+ stls	4-0	4-1	8-1 vs. LAC 3/30/25
Games decided by 3 or less points	1-0	4-4	5-4 @ IND 4/10/25	Opp w/20+ TOs	5-0	2-1	7-1 vs. CHI 4/8/25	Donovan Mitchell w/double-double	2-1	1-2	3-3 vs. LAC 3/30/25
Both teams score 100+ pts	30-6	26-11	56-17 vs. IND 4/13/25	Cavaliers TO >= Opp TO	7-4	16-4	23-8 vs. IND 4/13/25	Isaac Okoro w/15+ pts	1-0	1-0	2-0 @ NYK 4/11/25
Both teams under 100 pts	0-0	0-0	0-0	Opp TO >= Cavaliers TO	21-2	12-7	33-9 vs. CHI 4/8/25	Isaac Okoro w/10+ pts	5-0	3-2	8-2 @ NYK 4/11/25
Cavaliers score under 100 pts	0-1	0-0	0-1 vs. IND 1/12/25	Cavaliers w/50+ REB	7-2	5-1	12-3 vs. IND 4/13/25	Isaac Okoro w/3+ 3FGM	3-0	3-0	6-0 @ NYK 4/11/25
Opp scores under 100 pts	4-0	4-0	8-0 @ UTA 3/23/25	Opp w/50+ REB	4-4	6-2	10-6 vs. IND 4/13/25	Jarrett Allen w/25+ pts	3-0	2-0	5-0 vs. LAC 3/30/25
Cavaliers score 100+ pts	34-6	30-11	64-17 vs. IND 4/13/25	Cavaliers REB >= Opp REB	23-2	18-2	41-4 vs. IND 4/13/25	Jarrett Allen w/20+ pts	10-1	4-0	14-1 vs. NYK 4/2/25
Opp scores 100+ pts	30-7	26-11	56-18 vs. IND 4/13/25	Opp REB >= Cavaliers REB	10-4	9-9	19-13 @ DET 3/28/25	Jarrett Allen w/15+ pts	15-4	11-1	26-5 vs. SAC 4/6/25
Cavaliers score 110+ pts	32-4	29-9	61-13 vs. IND 4/13/25	Cavaliers w/10+ more REB than Opp	7-0	7-1	14-1 @ NYK 4/11/25	Jarrett Allen w/10+ pts	26-5	26-4	52-9 @ NYK 4/11/25
Opp scores 110+ pts	16-5	17-10	33-15 vs. IND 4/13/25	Opp w/10+ more REB than CLE	2-0	0-3	2-3 @ LAC 3/18/25	Jarrett Allen w/10+ FTA	5-0	0-0	5-0 vs. SAS 3/27/25
Cavaliers tied or lead after the 3rd qtr	28-2	27-1	55-3 vs. IND 4/13/25	Cavaliers w/10+ stls	17-2	10-3	27-5 vs. CHI 4/8/25	Jarrett Allen w/15+ REB	7-1	3-0	10-1 vs. SAS 3/27/25
Cavaliers tied or lead at halftime	31-5	22-4	53-9 vs. IND 4/13/25	Opp w/10+ stls	9-5	5-1	14-6 vs. IND 4/13/25	Jarrett Allen w/10+ REB	25-3	15-4	40-7 @ NYK 4/11/25
Cavaliers tied or lead after 1st qtr	29-3	22-3	51-6 vs. IND 4/13/25	2+ Cavaliers w/double-double	13-2	9-2	22-4 @ NYK 4/11/25	Jarrett Allen w/3+ stls	3-0	4-0	7-0 vs. CHI 4/8/25
Cavaliers trailing after the 3rd qtr	6-5	3-10	9-15 @ NYK 4/11/25	2+ Opp w/double-double	2-2	7-3	9-5 @ DET 3/28/25	Jarrett Allen w/double-double	21-3	14-2	35-5 @ NYK 4/11/25
Cavaliers trailing at halftime	3-2	8-7	11-9 @ NYK 4/11/25	3+ Cavaliers w/double-double	1-0	1-0	2-0 @ NYK 4/11/25	Max Strus w/20+ pts	0-0	0-1	0-1 @ LAC 3/18/25
Cavaliers trailing after 1st qtr	5-4	8-8	13-12 @ NYK 4/11/25	3+ Opp w/double-double	0-0	0-1	0-1 @ DET 3/28/25	De'Andre Hunter w/20+ pts	1-0	0-1	1-1 @ IND 4/10/25
1st game Back-to-Back	6-1	5-4	11-5 @ IND 4/10/25	Cavaliers PITP >= Opp PITP	24-3	17-6	41-9 @ NYK 4/11/25	De'Andre Hunter w/10+ pts	9-1	8-4	17-5 @ IND 4/10/25
2nd game Back-to-Back	7-1	5-3	12-4 @ NYK 4/11/25	Opp PITP >= Cavaliers PITP	9-3	10-3	19-6 vs. IND 4/13/25				
1st game after a win	28-6	24-6	52-12 vs. IND 4/13/25	Cavaliers 2CP >= Opp 2CP	17-5	11-6	28-11 vs. IND 4/13/25				
1st game after a loss	6-1	5-5	11-6 @ NYK 4/11/25	Opp 2CP >= Cavaliers 2CP	15-2	14-4	29-6 @ NYK 4/11/25				
On Monday	5-0	4-0	9-0 vs. MIN 2/10/25	Cavaliers FB Pts >= Opp FB Pts	14-1	14-4	28-5 @ SAS 4/4/25				
On Tuesday	3-1	5-2	8-3 vs. CHI 4/8/25	Opp FB Pts >= Cavaliers FB Pts	15-6	14-7	29-13 vs. IND 4/13/25				
On Wednesday	5-1	6-2	11-3 vs. NYK 4/2/25	+3 Blocks	28-5	24-7	52-12 vs. IND 4/13/25				
On Thursday	4-0	1-2	5-2 @ IND 4/10/25	+5 Blocks	13-5	16-4	29-9 vs. IND 4/13/25				
On Friday	7-0	8-4	15-4 @ NYK 4/11/25								
On Saturday	2-1	4-0	6-1 vs. HOU 1/25/25								
On Sunday	8-4	2-1	10-5 vs. IND 4/13/25								
January	6-2	4-3	10-5 vs. ATL 1/30/25								
February	4-1	6-0	10-1 @ BOS 2/28/25								
March	5-1	6-4	11-5 vs. LAC 3/30/25								
April	2-2	2-1	4-3 vs. IND 4/13/25								
October	2-0	3-0	5-0 vs. LAL 10/30/24								
November	8-1	4-2	12-3 @ ATL 11/29/24								
December	7-0	5-1	12-1 @ LAL 12/31/24								



DATE	OPPONENT	H-R	W-L	SCORE CLE-OPP	HOME RECORD	ROAD RECORD	TOTAL RECORD	CAVALIERS HI SCORER	PT	CAVALIERS HI REBR	RB	CAVALIERS HI ASSISTS	AST	OPPONENT HI SCORER	PT	ATTEND
10/23/2024	at Raptors	R	W	136-106	0-0	1-0	1-0	E. Mobley	25	E. Mobley	9	T. Jerome/D. Garland	6	C. Boucher	18	19,800
10/25/2024	Pistons	H	W	113-101	1-0	1-0	2-0	D. Mitchell/D. Wade	19	J. Allen	11	D. Garland	6	C. Cunningham	33	19,432
10/26/2024	at Wizards	R	W	135-116	1-0	2-0	3-0	D. Mitchell	30	E. Mobley	13	D. Mitchell/D. Garland	5	B. Coulibaly	23	15,156
10/28/2024	at Knicks	R	W	110-104	1-0	3-0	4-0	D. Garland	34	J. Allen	15	D. Mitchell	5	J. Brunson	21	19,812
10/30/2024	Lakers	H	W	134-110	2-0	3-0	5-0	E. Mobley	25	J. Allen	17	D. Garland	10	L. James	26	19,432
11/01/2024	Magic	H	W	120-109	3-0	3-0	6-0	D. Garland	25	E. Mobley	12	C. LeVert	7	J. Suggs	28	19,432
11/02/2024	at Bucks	R	W	114-113	3-0	4-0	7-0	D. Mitchell	30	J. Allen	12	D. Garland	10	D. Lillard	41	17,341
11/04/2024	Bucks	H	W	116-114	4-0	4-0	8-0	D. Garland	39	J. Allen	15	D. Garland	8	D. Lillard	36	19,432
11/06/2024	at Pelicans	R	W	131-122	4-0	5-0	9-0	D. Mitchell	29	J. Allen	14	D. Garland	9	Z. Williamson	29	15,694
11/08/2024	Warriors	H	W	136-117	5-0	5-0	10-0	D. Garland	27	J. Allen	12	D. Garland	6	J. Kuminga	21	19,432
11/09/2024	Nets	H	W	105-100	6-0	5-0	11-0	E. Mobley	23	E. Mobley	16	C. LeVert/D. Garland	6	C. Johnson	23	19,432
11/11/2024	at Bulls	R	W	119-113	6-0	6-0	12-0	D. Mitchell	26	E. Mobley	11	T. Jerome	6	Z. LaVine	26	20,560
11/13/2024	at 76ers	R	W	114-106	6-0	7-0	13-0	D. Garland	25	D. Mitchell	13	D. Mitchell	9	J. McCain	34	19,777
11/15/2024	Bulls	H	W	144-126	7-0	7-0	14-0	D. Mitchell	37	J. Allen	10	D. Garland	9	C. White	29	19,432
11/17/2024	Hornets	H	W	128-114	8-0	7-0	15-0	D. Garland	25	J. Allen	15	D. Garland	12	L. Ball	31	19,432
11/19/2024	at Celtics	R	L	117-120	8-0	7-1	15-1	D. Mitchell	35	E. Mobley/J. Allen	11	D. Garland	7	J. Tatum	33	19,156
11/20/2024	Pelicans	H	W	128-100	9-0	7-1	16-1	T. Jerome	29	J. Allen/J. Tyson	11	J. Tyson/C. Porter Jr.	7	A. Reeves	34	19,432
11/24/2024	Raptors	H	W	122-108	10-0	7-1	17-1	D. Mitchell/T. Jerome	26	J. Allen	13	T. Jerome/D. Garland	6	S. Barnes/G. Dick	18	19,432
11/27/2024	Hawks	H	L	124-135	10-1	7-1	17-2	D. Mitchell	30	E. Mobley	12	D. Mitchell/D. Garland	7	D. Hunter	26	19,432
11/29/2024	at Hawks	R	L	101-117	10-1	7-2	17-3	D. Garland	29	E. Mobley	12	D. Mitchell	6	D. Hunter	23	17,881
12/01/2024	Celtics	H	W	115-111	11-1	7-2	18-3	D. Mitchell	35	J. Allen/E. Mobley	10	D. Garland	8	J. Tatum	33	19,432
12/03/2024	Wizards	H	W	118-87	12-1	7-2	19-3	E. Mobley/D. Mitchell	19	E. Mobley	10	D. Mitchell	7	B. Carrington/J. Valanciunas/J. Poole	13	19,432
12/05/2024	Nuggets	H	W	126-114	13-1	7-2	20-3	D. Mitchell	28	J. Allen	15	J. Allen/D. Mitchell/C. LeVert	6	N. Jokic	27	19,432
12/07/2024	at Hornets	R	W	116-102	13-1	8-2	21-3	E. Mobley	41	J. Allen/E. Mobley	10	D. Mitchell	8	B. Miller	25	18,832
12/08/2024	at Heat	R	L	113-122	13-1	8-3	21-4	D. Garland	23	D. Wade	8	T. Jerome	6	T. Herro	34	19,600
12/13/2024	Wizards	H	W	115-105	14-1	8-3	22-4	D. Garland	24	J. Allen	11	D. Garland	8	B. Coulibaly	27	19,432
12/16/2024	at Nets	R	W	130-101	14-1	9-3	23-4	E. Mobley	21	G. Niang	9	D. Garland/T. Jerome	6	C. Johnson	22	16,588
12/20/2024	Bucks	H	W	124-101	15-1	9-3	24-4	D. Mitchell	27	J. Allen	10	D. Mitchell	6	G. Antetokounmpo	33	19,432
12/21/2024	76ers	H	W	126-99	16-1	9-3	25-4	D. Garland	26	E. Mobley	13	E. Mobley	7	T. Maxey	27	19,432
12/23/2024	Jazz	H	W	124-113	17-1	9-3	26-4	D. Garland	23	E. Mobley	10	D. Garland	8	J. Clarkson	27	19,432
12/27/2024	at Nuggets	R	W	149-135	17-1	10-3	27-4	D. Mitchell	33	J. Allen	10	D. Garland	7	N. Jokic/J. Murray	27	19,952
12/30/2024	at Warriors	R	W	113-95	17-1	11-3	28-4	D. Garland	25	D. Wade	13	D. Garland	8	M. Moody	19	18,064
12/31/2024	at Lakers	R	W	122-110	17-1	12-3	29-4	J. Allen	27	J. Allen	14	D. Garland	14	A. Reeves	35	18,997
01/03/2025	at Mavericks	R	W	134-122	17-1	13-3	30-4	E. Mobley	34	E. Mobley	10	D. Garland	9	Q. Grimes	26	20,231
01/05/2025	Hornets	H	W	115-105	18-1	13-3	31-4	D. Garland	25	J. Allen	11	C. LeVert	6	L. Ball/B. Miller	24	19,432
01/08/2025	Thunder	H	W	129-122	19-1	13-3	32-4	J. Allen	25	J. Allen	11	E. Mobley/D. Garland	7	S. Gilgeous-Alexander	31	19,432
01/09/2025	Raptors	H	W	132-126	20-1	13-3	33-4	D. Garland	40	J. Allen	15	D. Garland	9	S. Barnes	24	19,432
01/12/2025	Pacers	H	L	93-108	20-2	13-3	33-5	D. Garland	20	E. Mobley	12	D. Garland	7	A. Nembhard	19	19,432
01/14/2025	at Pacers	R	W	127-117	20-2	14-3	34-5	D. Mitchell	35	E. Mobley	13	D. Garland/C. LeVert	7	P. Siakam	23	16,035
01/16/2025	at Thunder	R	L	114-134	20-2	14-4	34-6	D. Garland	20	J. Allen/T. Thompson	7	D. Garland	9	S. Gilgeous-Alexander	40	18,203
01/18/2025	at Timberwolves	R	W	124-117	20-2	15-4	35-6	D. Mitchell	36	G. Niang	10	D. Mitchell	7	A. Edwards	28	18,978
01/20/2025	Suns	H	W	118-92	21-2	15-4	36-6	D. Mitchell	33	J. Allen	11	D. Garland	7	K. Durant	23	19,432
01/22/2025	at Rockets	R	L	108-109	21-2	15-5	36-7	D. Garland	26	J. Allen	13	M. Strus/D. Garland	5	F. VanVleet	26	16,719
01/24/2025	at 76ers	R	L	129-132	21-2	15-6	36-8	D. Mitchell	37	J. Allen	10	D. Mitchell/D. Garland	7	P. George	30	19,760
01/25/2025	Rockets	H	L	131-135	21-3	15-6	36-9	D. Garland	39	M. Strus	9	D. Garland	9	J. Green/A. Sengun	26	19,432
01/27/2025	Pistons	H	W	110-91	22-3	15-6	37-9	D. Garland	22	E. Mobley	14	D. Garland	7	C. Cunningham	22	19,432
01/29/2025	at Heat	R	W	126-106	22-3	16-6	38-9	D. Mitchell	34	E. Mobley	15	T. Jerome	7	T. Herro/T. Rozier III	22	19,600
01/30/2025	Hawks	H	W	137-115	23-3	16-6	39-9	D. Garland	26	J. Allen	15	D. Garland	7	Z. Risacher	30	19,432
02/02/2025	Mavericks	H	W	144-101	24-3	16-6	40-9	S. Merrill	27	E. Mobley	11	D. Garland	10	J. Hardy	21	19,432
02/04/2025	Celtics	H	L	105-112	24-4	16-6	40-10	D. Mitchell	31	J. Allen	18	D. Mitchell	6	J. Tatum	22	19,432
02/05/2025	at Pistons	R	W	118-115	24-4	17-6	41-10	E. Mobley	30	J. Allen	13	E. Mobley	7	C. Cunningham	38	18,734
02/07/2025	at Wizards	R	W	134-124	24-4	18-6	42-10	D. Mitchell	33	J. Allen	12	D. Mitchell/D. Garland/C. Porter Jr.	5	J. Poole	45	20,385
02/10/2025	Timberwolves	H	W	128-107	25-4	18-6	43-10	E. Mobley	28	J. Allen	13	D. Mitchell	8	A. Edwards	44	19,432
02/12/2025	at Raptors	R	W	131-108	25-4	19-6	44-10	D. Mitchell	21	E. Mobley	15	D. Garland	8	R. Barrett	27	16,549
02/20/2025	at Nets	R	W	110-97	25-4	20-6	45-10	D. Mitchell	26	J. Allen	20	D. Garland	9	C. Johnson	18	17,926
02/21/2025	Knicks	H	W	142-105	26-4	20-6	46-10	D. Mitchell	27	E. Mobley	8	M. Strus	8	J. Brunson	26	19,432
02/23/2025	Grizzlies	H	W	129-123	27-4	20-6	47-10	D. Mitchell	33	E. Mobley	13	E. Mobley	8	J. Jackson Jr.	22	19,432
02/25/2025	at Magic	R	W	122-82	27-4	21-6	48-10	T. Jerome	20	E. Mobley	8	D. Mitchell/C. Porter Jr.	5	P. Banchero	26	18,846
02/28/2025	at Celtics	R	W	123-116	27-4	22-6	49-10	D. Mitchell	41	E. Mobley	12	D. Garland	7	J. Tatum	46	19,156
03/02/2025	Trail Blazers	H	W	133-129	28-4	22-6	50-10	D. Hunter	32	J. Allen	10	D. Garland	7	D. Avdija	30	19,432
03/04/2025	at Bulls	R	W	139-117	28-4	23-6	51-10	D. Mitchell	28	J. Allen	17	D. Garland	7	C. White	25	20,943
03/05/2025	Heat	H	W	112-107	29-4	23-6	52-10	D. Mitchell	26	E. Mobley	13	D. Garland	10	B. Adebayo	34	19,432
03/07/2025	at Hornets	R	W	118-117	29-4	24-6	53-10	D. Mitchell	24	J. Allen	11	D. Hunter/E. Mobley	4	M. Bridges	46	19,296
03/09/2025	at Bucks	R	W	112-100	29-4	25-6	54-10	M. Strus	17	M. Strus	9	D. Mitchell	6	G. Antetokounmpo	30	17,355
03/11/2025	Nets	H	W	109-104	30-4	25-6	55-10	D. Garland	30	J. Allen	13	D. Garland	8	C. Thomas	27	19,432
03/14/2025	at Grizzlies	R	W	133-124	30-4	26-6	56-10	E. Mobley	22	E. Mobley	11	D. Garland	9	J. Morant	44	17,051
03/16/2025	Magic	H	L	103-108	30-5	26-6	56-11	D. Mitchell	23	J. Allen	12	M. Strus/D. Mitchell	5	P. Banchero	29	19,432
03/18/2025	at Clippers	R	L	119-132	30-5	26-7	56-12	M. Strus	24	J. Allen	8	D. Mitchell	11	K. Leonard	33	17,927
03/19/2025	at Kings	R	L	119-123	30-5	26-8	56-13	E. Mobley	31	E. Mobley	10	T. Jerome	6	D. DeRozan	27	15,919
03/21/2025	at Suns	R	L	112-123	30-5	26-9	56-14	D. Garland	18	E. Mobley	12	D. Garland	6	K. Durant	42	17,071
03/23/2025	at Jazz	R	W	120-91	30-5	27-9	57-14	J. Allen	18	E. Mobley	11	S. Merrill	5	K. Filipowski	18	18,175
03/25/2025	at Trail Blazers	R	W	122-111	30-5	28-9	58-14	D. Garland	27	E. Mobley	12	D. Garland	8	D. Cingan/S. Sharpe/S. Henderson	18	19,335
03/27/2025	Spurs	H	W	124-116	31-5	28-9	59-14	J. Allen	29	J. Allen	15	D. Mitchell	14	D. Vassell/S. Castle	22	19,432
03/28/2025	at Pistons	L	L	122-133	31-5	28-10	59-15	D. Mitchell	38	E. Mobley	6	D. Garland	6	T. Hardaway Jr.	32	20,062
03/30/2025	Clippers	H	W	127-122	32-5	28-10	60-15	J. Allen	25	D. Mitchell/J. Allen	12	D. Mitchell/D. Garland	7	N. Powell	34	19,432
04/02/2025	Knicks	H	W	124-105	33-5	28-10	61-15	D. Mitchell	27	J. Allen	8	D. Garland	6	K. Towns	25	19,432
04/04/2025	at Spurs	R	W	114-113	33-5	29-10	62-15	D. Mitchell	26	E. Mobley	12	D. Mitchell/D. Garland	7	D. Vassell	27	18,819
04/06/2025	Kings	H	L	113-120	33-6	29-10	62-16	T. Jerome	20	E. Mobley	9	M. Strus/D. Garland	7	Z. LaVine	37	19,432
04/08/2025	Bulls	H	W	135-113	34-6	29-10	63-16	D. Garland	28	E. Mobley	12	E. Mobley	7	P. Williams	21	19,432
04/10/2025	at Pacers	R	L	112-114	34-6	29-11	63-17	T. Jerome	24	T. Thompson	12	T. Jerome	6	T. Haliburton	23	17,020
04/11/2025	at Knicks	R	W	108-102	34-6	30-11	64-17	D. Garland	26	J. Allen	13	D. Garland	13	J. Brunson	27	19,812
04/13/2025	Pacers	H	L	118-126	34-7	30-11	64-18	J. Tyson	31	T. Thompson	20	C. Porter Jr.	5	Q. Jackson	21	19,432





## 2024-25 REGULAR SEASON GAME-BY-GAME STATS

DATE	GAME	W/L	FG	FGA	PCT	3FG	3FGA	PCT	FT	FTA	PCT	OR	DR	REB	AST	PF	ST	TO	BS	PTS
10/23	Cavaliers	W	51	87	0.586	14	30	0.467	20	26	0.769	8	28	36	29	22	10	13	9	136
19,800	at Raptors		36	86	0.419	12	31	0.387	22	29	0.759	14	24	38	25	24	8	19	6	106
10/25	Cavaliers	W	42	82	0.512	13	34	0.382	16	23	0.696	5	34	39	28	15	13	13	4	113
19,432	vs. Pistons		38	81	0.469	13	32	0.406	12	17	0.706	8	34	42	25	22	3	22	5	101
10/26	Cavaliers	W	47	88	0.534	18	39	0.462	23	34	0.676	11	37	48	27	27	13	17	10	135
15,156	at Wizards		37	96	0.385	15	43	0.349	27	32	0.844	18	28	46	25	25	6	15	9	116
10/28	Cavaliers	W	39	82	0.476	12	36	0.333	20	24	0.833	9	32	41	21	20	10	14	5	110
19,812	at Knicks		40	90	0.444	9	28	0.321	15	18	0.833	13	30	43	22	21	8	16	3	104
10/30	Cavaliers	W	56	97	0.577	17	41	0.415	5	8	0.625	6	30	36	37	26	14	12	2	134
19,432	vs. Lakers		38	77	0.494	6	28	0.214	28	33	0.848	5	32	37	21	7	6	21	0	110
11/1	Cavaliers	W	44	87	0.506	15	38	0.395	17	20	0.850	7	42	49	25	21	6	13	4	120
19,432	vs. Magic		41	90	0.456	11	33	0.333	16	24	0.667	7	32	39	26	17	10	14	4	109
11/2	Cavaliers	W	44	91	0.484	15	38	0.395	11	15	0.733	10	35	45	31	20	3	7	2	114
17,341	at Bucks		43	89	0.483	18	39	0.462	9	15	0.600	10	35	45	24	23	3	13	3	113
11/4	Cavaliers	W	46	91	0.505	17	37	0.459	7	13	0.538	5	34	39	28	15	10	10	4	116
19,432	vs. Bucks		42	86	0.488	17	35	0.486	13	15	0.867	7	42	49	21	15	6	15	6	114
11/6	Cavaliers	W	52	96	0.542	17	35	0.486	10	13	0.769	12	34	46	33	21	6	13	10	131
15,694	at Pelicans		42	88	0.477	13	27	0.481	25	28	0.893	8	25	33	21	14	8	10	8	122
11/8	Cavaliers	W	46	85	0.541	20	42	0.476	24	28	0.857	9	34	43	33	12	7	20	7	136
19,432	vs. Warriors		47	98	0.480	13	42	0.310	10	14	0.714	11	29	40	32	24	14	17	4	117
11/9	Cavaliers	W	40	74	0.541	10	28	0.357	15	19	0.789	4	29	33	24	18	12	16	5	105
19,432	vs. Nets		34	76	0.447	15	43	0.349	17	18	0.944	10	26	36	21	14	4	20	2	100
11/11	Cavaliers	W	43	97	0.443	15	45	0.333	18	24	0.750	12	31	43	26	13	14	9	3	119
20,560	at Bulls		43	87	0.494	14	38	0.368	13	16	0.813	8	43	51	26	17	7	21	5	113
11/13	Cavaliers	W	42	85	0.494	16	40	0.400	14	17	0.824	9	37	46	25	14	8	11	1	114
19,777	at 76ers		41	92	0.446	14	43	0.326	10	11	0.909	12	33	45	24	13	8	12	2	106
11/15	Cavaliers	W	51	93	0.548	21	43	0.488	21	24	0.875	4	36	40	33	16	11	13	6	144
19,432	vs. Bulls		45	88	0.511	20	42	0.476	16	20	0.800	3	33	36	32	20	7	17	4	126
11/17	Cavaliers	W	44	77	0.571	13	30	0.433	27	28	0.964	9	39	48	26	15	3	20	4	128
19,432	vs. Hornets		42	103	0.408	20	52	0.385	10	12	0.833	17	23	40	34	23	12	10	6	114
11/19	Cavaliers	L	46	93	0.495	10	29	0.345	15	17	0.882	12	29	41	30	15	4	7	3	117
19,156	at Celtics		44	86	0.512	22	41	0.537	10	14	0.714	9	33	42	32	19	4	13	4	120
11/20	Cavaliers	W	49	93	0.527	18	42	0.429	12	14	0.857	16	36	52	29	16	10	14	9	128
19,432	vs. Pelicans		39	92	0.424	8	31	0.258	14	22	0.636	16	24	40	23	11	9	11	3	100
11/24	Cavaliers	W	48	97	0.495	16	41	0.390	10	14	0.714	14	35	49	27	21	11	14	4	122
19,432	vs. Raptors		37	92	0.402	12	39	0.308	22	34	0.647	19	36	55	22	18	9	16	5	108
11/27	Cavaliers	L	44	95	0.463	15	48	0.313	21	28	0.750	12	32	44	31	21	11	13	5	124
19,432	vs. Hawks		46	97	0.474	20	42	0.476	23	25	0.920	14	37	51	39	21	6	15	6	135
11/29	Cavaliers	L	38	93	0.409	11	38	0.289	14	17	0.824	11	29	40	21	22	9	13	0	101
17,881	at Hawks		44	85	0.518	14	34	0.412	15	18	0.833	10	43	53	33	20	9	21	5	117
12/1	Cavaliers	W	39	80	0.488	17	36	0.472	20	25	0.800	6	38	44	22	20	5	18	7	115
19,432	vs. Celtics		38	95	0.400	17	49	0.347	18	19	0.947	10	36	46	17	19	11	11	6	111
12/3	Cavaliers	W	43	89	0.483	16	46	0.348	16	25	0.640	7	38	45	31	20	11	11	4	118
19,432	vs. Wizards		32	83	0.386	4	26	0.154	19	25	0.760	13	39	52	18	21	4	21	8	87
12/5	Cavaliers	W	47	94	0.500	22	48	0.458	10	16	0.625	9	38	47	32	17	9	17	3	126
19,432	vs. Nuggets		46	96	0.479	6	24	0.250	16	22	0.727	9	40	49	25	13	12	16	5	114
12/7	Cavaliers	W	42	84	0.500	14	38	0.368	18	24	0.750	14	33	47	28	20	6	12	6	116
18,832	at Hornets		37	86	0.430	11	39	0.282	17	19	0.895	10	27	37	21	27	6	11	5	102
12/8	Cavaliers	L	41	86	0.477	14	33	0.424	17	18	0.944	5	31	36	25	18	5	9	1	113
19,600	at Heat		41	86	0.477	16	37	0.432	24	26	0.923	10	37	47	27	15	4	12	4	122
12/13	Cavaliers	W	36	91	0.396	15	50	0.300	28	40	0.700	16	34	50	27	14	10	11	5	115
19,432	vs. Wizards		41	86	0.477	14	40	0.350	9	11	0.818	6	38	44	24	28	7	18	7	105
12/16	Cavaliers	W	43	81	0.531	19	47	0.404	25	29	0.862	12	30	42	33	19	14	17	6	130
16,588	at Nets		34	81	0.420	14	34	0.412	19	24	0.792	9	26	35	25	28	11	22	2	101
12/20	Cavaliers	W	46	91	0.505	20	47	0.426	12	14	0.857	9	39	48	30	10	11	18	0	124
19,432	vs. Bucks		40	85	0.471	10	27	0.370	11	18	0.611	10	35	45	23	17	14	20	4	101
12/21	Cavaliers	W	48	90	0.533	22	43	0.512	8	15	0.533	13	36	49	31	18	8	13	1	126
19,432	vs. 76ers		34	85	0.400	11	34	0.324	20	27	0.741	11	30	41	13	16	7	13	3	99
12/23	Cavaliers	W	43	91	0.473	20	46	0.435	18	23	0.783	10	30	40	33	23	10	9	3	124
19,432	vs. Jazz		38	92	0.413	19	44	0.432	18	26	0.692	18	33	51	27	20	6	17	5	113
12/27	Cavaliers	W	54	96	0.563	23	48	0.479	18	22	0.818	9	29	38	40	17	10	11	7	149
19,952	at Nuggets		53	94	0.564	15	31	0.484	14	18	0.778	8	30	38	39	20	8	13	3	135
12/30	Cavaliers	W	44	96	0.458	18	47	0.383	7	10	0.700	11	43	54	25	25	10	16	6	113
18,064	at Warriors		33	99	0.333	9	38	0.237	20	26	0.769	14	41	55	20	14	5	15	8	95
12/31	Cavaliers	W	45	93	0.484	18	46	0.391	14	17	0.824	10	38	48	32	15	5	11	8	122
18,997	at Lakers		42	95	0.442	9	35	0.257	17	19	0.895	8	35	43	26	12	7	9	3	110
1/3	Cavaliers	W	52	98	0.531	15	40	0.375	15	20	0.750	10	36	46	38	20	5	8	7	134
20,231	at Mavericks		43	100	0.430	12	44	0.273	24	30	0.800	21	32	53	29	17	3	12	4	122
1/5	Cavaliers	W	44	92	0.478	15	43	0.349	12	16	0.750	9	32	41	29	17	5	12	5	115
19,432	vs. Hornets		38	91	0.418	15	42	0.357	14	19	0.737	13	35	48	19	18	9	16	4	105
1/8	Cavaliers	W	47	90	0.522	15	36	0.417	20	27	0.741	12	28	40	36	20	7	15	2	129
19,432	vs. Thunder		48	90	0.533	11	31	0.355	15	17	0.882	9	29	38	35	24	9	13	5	122
1/9	Cavaliers	W	47	89	0.528	18	45	0.400	20	25	0.800	16	26	42	31	11	8	11	3	132
19,432	vs. Raptors		53	89	0.596	14	31	0.452	6	13	0.462	9	28	37	34	17	9	13	2	126
1/12	Cavaliers	L	33	83	0.398	11	41	0.268	16	18	0.889	6	38	4						



DATE	GAME	W/L	FG	FGA	PCT	3FG	3FGA	PCT	FT	FTA	PCT	OR	DR	REB	AST	PF	ST	TO	BS	PTS
1/22	Cavaliers	L	41	97	0.423	13	41	0.317	13	19	0.684	20	25	45	25	18	12	13	5	108
16,719	at Rockets		40	91	0.440	15	34	0.441	14	20	0.700	20	33	53	25	20	8	22	5	109
1/24	Cavaliers	L	45	90	0.500	25	52	0.481	14	19	0.737	10	27	37	30	20	10	16	5	129
19,760	at 76ers		44	87	0.506	21	39	0.538	23	27	0.852	16	27	43	23	16	9	18	6	132
1/25	Cavaliers	L	47	91	0.516	17	39	0.436	20	26	0.769	10	30	40	28	30	4	11	5	131
19,432	vs. Rockets		45	82	0.549	13	28	0.464	32	45	0.711	14	31	45	26	23	5	11	4	135
1/27	Cavaliers	W	40	91	0.440	12	44	0.273	18	23	0.783	12	41	53	28	13	5	10	4	110
19,432	vs. Pistons		37	96	0.385	10	36	0.278	7	11	0.636	12	33	45	24	17	6	10	4	91
1/29	Cavaliers	W	54	100	0.540	13	42	0.310	5	6	0.833	13	34	47	29	17	10	7	2	126
19,600	at Heat		39	83	0.470	15	43	0.349	13	15	0.867	6	29	35	27	5	4	14	4	106
1/30	Cavaliers	W	53	91	0.582	13	39	0.333	18	20	0.900	10	39	49	34	19	9	12	3	137
19,432	vs. Hawks		41	90	0.456	13	39	0.333	20	27	0.741	10	26	36	28	18	10	11	1	115
2/2	Cavaliers	W	53	93	0.570	26	45	0.578	12	16	0.750	3	48	51	39	17	7	9	8	144
19,432	vs. Mavericks		40	103	0.388	9	43	0.209	12	15	0.800	10	35	45	22	11	6	9	3	101
2/4	Cavaliers	L	36	91	0.396	11	39	0.282	22	26	0.846	14	37	51	18	23	6	13	1	105
19,432	vs. Celtics		40	98	0.408	17	48	0.354	15	18	0.833	15	38	53	26	21	10	12	6	112
2/5	Cavaliers	W	41	85	0.482	16	38	0.421	20	24	0.833	11	35	46	28	22	6	24	7	118
18,734	at Pistons		39	98	0.398	12	37	0.324	25	28	0.893	17	28	45	22	21	13	12	5	115
2/7	Cavaliers	W	48	94	0.511	16	38	0.421	22	24	0.917	15	31	46	32	20	9	14	3	134
20,385	at Wizards		46	94	0.489	16	44	0.364	16	25	0.640	16	24	40	25	17	8	15	2	124
2/10	Cavaliers	W	48	94	0.511	17	43	0.395	15	20	0.750	14	35	49	27	24	10	17	5	128
19,432	vs. Timberwolves		36	90	0.400	12	39	0.308	23	30	0.767	15	26	41	17	19	10	16	6	107
2/12	Cavaliers	W	48	99	0.485	18	53	0.340	17	20	0.850	13	40	53	34	19	11	13	4	131
16,549	at Raptors		42	91	0.462	10	29	0.345	14	21	0.667	9	30	39	26	14	7	15	5	108
2/20	Cavaliers	W	40	94	0.426	11	39	0.282	19	27	0.704	17	35	52	19	20	8	17	5	110
17,926	at Nets		38	95	0.400	10	38	0.263	11	19	0.579	14	31	45	25	23	7	16	10	97
2/21	Cavaliers	W	56	92	0.609	19	37	0.514	11	15	0.733	11	36	47	38	15	12	15	2	142
19,432	vs. Knicks		42	89	0.472	10	28	0.357	11	18	0.611	9	23	32	25	12	8	17	3	105
2/23	Cavaliers	W	46	99	0.465	13	47	0.277	24	35	0.686	22	35	57	25	25	5	14	5	129
19,432	vs. Grizzlies		42	92	0.457	15	39	0.385	24	31	0.774	12	25	37	28	26	8	14	5	123
2/25	Cavaliers	W	45	80	0.563	19	32	0.594	13	16	0.813	9	38	47	25	13	5	12	5	122
18,846	at Magic		33	90	0.367	5	28	0.179	11	14	0.786	12	23	35	21	14	7	12	8	82
2/28	Cavaliers	W	45	94	0.479	17	39	0.436	16	19	0.842	14	30	44	23	14	4	8	3	123
19,156	at Celtics		43	89	0.483	17	39	0.436	13	17	0.765	14	26	40	20	19	5	11	5	116
3/2	Cavaliers	W	42	97	0.433	19	46	0.413	30	35	0.857	13	34	47	27	27	12	15	5	133
19,432	vs. Trail Blazers		42	96	0.438	14	40	0.350	31	35	0.886	13	33	46	25	26	8	20	1	129
3/4	Cavaliers	W	46	98	0.469	17	48	0.354	30	33	0.909	11	42	53	27	14	4	9	4	139
20,943	at Bulls		47	106	0.443	11	44	0.250	12	17	0.706	10	40	50	32	21	6	7	6	117
3/5	Cavaliers	W	41	87	0.471	14	40	0.350	16	22	0.727	10	37	47	26	19	7	13	4	112
19,432	vs. Heat		36	83	0.434	13	36	0.361	22	25	0.880	9	33	42	29	19	7	14	2	107
3/7	Cavaliers	W	32	76	0.421	11	34	0.324	43	51	0.843	9	36	45	16	19	7	14	4	118
19,296	at Hornets		44	92	0.478	13	37	0.351	16	21	0.762	10	33	43	29	33	7	12	3	117
3/9	Cavaliers	W	39	88	0.443	19	47	0.404	15	19	0.789	13	31	44	25	15	11	15	2	112
17,355	at Bucks		39	91	0.429	9	31	0.290	13	18	0.722	15	35	50	17	15	9	18	2	100
3/11	Cavaliers	W	39	89	0.438	10	42	0.238	21	25	0.840	12	36	48	23	10	7	15	4	109
19,432	vs. Nets		39	84	0.464	16	44	0.364	10	14	0.714	8	30	38	31	21	9	15	3	104
3/14	Cavaliers	W	44	88	0.500	19	51	0.373	26	33	0.788	8	35	43	32	17	9	16	4	133
17,051	at Grizzlies		48	97	0.495	11	36	0.306	17	21	0.810	10	35	45	25	25	11	14	3	124
3/16	Cavaliers	L	40	96	0.417	10	40	0.250	13	20	0.650	16	32	48	21	22	7	14	1	103
19,432	vs. Magic		34	81	0.420	13	31	0.419	27	34	0.794	13	34	47	21	20	11	18	3	108
3/18	Cavaliers	L	44	90	0.489	14	41	0.341	17	26	0.654	10	19	29	29	21	6	9	0	119
17,927	at Clippers		46	84	0.548	16	35	0.457	24	28	0.857	14	35	49	28	26	7	13	5	132
3/19	Cavaliers	L	46	84	0.548	13	34	0.382	14	18	0.778	8	29	37	24	14	7	12	1	119
15,919	at Kings		46	91	0.505	16	35	0.457	15	16	0.938	14	27	41	28	20	9	13	1	123
3/21	Cavaliers	L	42	94	0.447	17	45	0.378	11	14	0.786	16	28	44	24	12	11	11	5	112
17,071	at Suns		48	92	0.522	19	42	0.452	8	8	1.000	12	34	46	33	16	6	15	3	123
3/23	Cavaliers	W	44	96	0.458	11	48	0.229	21	31	0.677	14	37	51	28	16	9	7	7	120
18,175	at Jazz		32	89	0.360	16	50	0.320	11	18	0.611	13	39	52	25	24	4	21	5	91
3/25	Cavaliers	W	48	88	0.545	12	27	0.444	14	17	0.824	9	32	41	28	18	4	14	6	122
19,335	at Trail Blazers		40	100	0.400	17	52	0.327	14	22	0.636	19	26	45	28	15	9	10	3	111
3/27	Cavaliers	W	46	99	0.465	17	48	0.354	15	18	0.833	14	42	56	33	14	7	14	5	124
19,432	vs. Spurs		43	106	0.406	14	43	0.326	16	21	0.762	19	31	50	27	20	10	10	3	116
3/28	Cavaliers	L	39	84	0.464	15	40	0.375	29	38	0.763	11	30	41	16	27	9	15	3	122
20,062	at Pistons		44	92	0.478	15	34	0.441	30	35	0.857	16	27	43	25	29	8	13	5	133
3/30	Cavaliers	W	47	93	0.505	15	45	0.333	18	23	0.783	10	35	45	33	17	11	10	3	127
19,432	vs. Clippers		45	93	0.484	16	41	0.390	16	22	0.727	10	34	44	25	17	6	14	4	122
4/2	Cavaliers	W	50	94	0.532	12	37	0.324	12	14	0.857	15	29	44	23	18	8	13	5	124
19,432	vs. Knicks		40	90	0.444	11	36	0.306	14	17	0.824	15	24	39	24	19	7	16	2	105
4/4	Cavaliers	W	41	87	0.471	22	51	0.431	10	14	0.714	7	37	44	31	13	6	17	4	114
17,819	at Spurs		41	94	0.436	16	48	0.333	15	19	0.789	9	35	44	27	15	9	12	4	113
4/6	Cavaliers	L	46	88	0.523	10	38	0.263	11	19	0.579	13	26	39	31	17	11	16	5	113
19,432	vs. Kings		44	82	0.537	14	33	0.424	18	22	0.818	8	31	39	25	14	10	17	3	120
4/8	Cavaliers	W	51	100	0.510	25	50	0.500	8	13	0.615	16	29	45	35	15	13	13	3	135
19,432	vs. Bulls		41	86	0.477	15	43	0.349	16	19	0.842	12	33	45	26	15	9	20	3	113
4/10	Cavaliers	L	43	98	0.439	17	37	0.459	9	13	0.692	11	39	50	24	16	6	11	3	112
17,020	at Pacers																			



DATE	OPPONENT	FORWARD	FORWARD	CENTER	GUARD	GUARD	SCORE	W/L
10/23/2024	@ Toronto	#32 Dean Wade	#4 Evan Mobley	#31 Jarrett Allen	#10 Darius Garland	#45 Donovan Mitchell	136-106	W
10/25/2024	vs. Detroit	#32 Dean Wade	#4 Evan Mobley	#31 Jarrett Allen	#10 Darius Garland	#45 Donovan Mitchell	113-101	W
10/26/2024	@ Washington	#32 Dean Wade	#4 Evan Mobley	#31 Jarrett Allen	#10 Darius Garland	#45 Donovan Mitchell	135-116	W
10/28/2024	@ New York	#4 Evan Mobley	#32 Dean Wade	#31 Jarrett Allen	#45 Donovan Mitchell	#10 Darius Garland	110-104	W
10/30/2024	vs. LA Lakers	#32 Dean Wade	#4 Evan Mobley	#31 Jarrett Allen	#10 Darius Garland	#45 Donovan Mitchell	134-110	W
11/01/2024	vs. Orlando	#32 Dean Wade	#4 Evan Mobley	#31 Jarrett Allen	#10 Darius Garland	#45 Donovan Mitchell	120-109	W
11/02/2024	@ Milwaukee	#32 Dean Wade	#4 Evan Mobley	#31 Jarrett Allen	#10 Darius Garland	#45 Donovan Mitchell	114-113	W
11/04/2024	vs. Milwaukee	#35 Isaac Okoro	#4 Evan Mobley	#31 Jarrett Allen	#10 Darius Garland	#45 Donovan Mitchell	116-114	W
11/06/2024	@ New Orleans	#35 Isaac Okoro	#4 Evan Mobley	#31 Jarrett Allen	#10 Darius Garland	#45 Donovan Mitchell	131-122	W
11/08/2024	vs. Golden State	#35 Isaac Okoro	#4 Evan Mobley	#31 Jarrett Allen	#10 Darius Garland	#45 Donovan Mitchell	136-117	W
11/09/2024	vs. Brooklyn	#35 Isaac Okoro	#4 Evan Mobley	#31 Jarrett Allen	#10 Darius Garland	#45 Donovan Mitchell	105-100	W
11/11/2024	@ Chicago	#35 Isaac Okoro	#4 Evan Mobley	#31 Jarrett Allen	#10 Darius Garland	#45 Donovan Mitchell	119-113	W
11/13/2024	@ Philadelphia	#35 Isaac Okoro	#4 Evan Mobley	#31 Jarrett Allen	#10 Darius Garland	#45 Donovan Mitchell	114-106	W
11/15/2024	vs. Chicago	#35 Isaac Okoro	#20 Georges Niang	#31 Jarrett Allen	#10 Darius Garland	#45 Donovan Mitchell	144-126	W
11/17/2024	vs. Charlotte	#35 Isaac Okoro	#4 Evan Mobley	#31 Jarrett Allen	#10 Darius Garland	#2 Ty Jerome	128-114	W
11/19/2024	@ Boston	#5 Sam Merrill	#4 Evan Mobley	#31 Jarrett Allen	#10 Darius Garland	#45 Donovan Mitchell	120-117	L
11/20/2024	vs. New Orleans	#24 Jaylon Tyson	#4 Evan Mobley	#31 Jarrett Allen	#2 Ty Jerome	#45 Donovan Mitchell	128-100	W
11/24/2024	vs. Toronto	#35 Isaac Okoro	#4 Evan Mobley	#31 Jarrett Allen	#10 Darius Garland	#45 Donovan Mitchell	122-108	W
11/27/2024	vs. Atlanta	#35 Isaac Okoro	#4 Evan Mobley	#31 Jarrett Allen	#10 Darius Garland	#45 Donovan Mitchell	135-124	L
11/29/2024	@ Atlanta	#35 Isaac Okoro	#4 Evan Mobley	#31 Jarrett Allen	#10 Darius Garland	#45 Donovan Mitchell	117-101	L
12/01/2024	vs. Boston	#35 Isaac Okoro	#4 Evan Mobley	#31 Jarrett Allen	#10 Darius Garland	#45 Donovan Mitchell	115-111	W
12/03/2024	vs. Washington	#35 Isaac Okoro	#4 Evan Mobley	#31 Jarrett Allen	#10 Darius Garland	#45 Donovan Mitchell	118-87	W
12/05/2024	vs. Denver	#35 Isaac Okoro	#4 Evan Mobley	#31 Jarrett Allen	#10 Darius Garland	#45 Donovan Mitchell	126-114	W
12/07/2024	@ Charlotte	#32 Dean Wade	#4 Evan Mobley	#31 Jarrett Allen	#10 Darius Garland	#45 Donovan Mitchell	116-102	W
12/08/2024	@ Miami	#32 Dean Wade	#4 Evan Mobley	#31 Jarrett Allen	#10 Darius Garland	#45 Donovan Mitchell	122-113	L
12/13/2024	vs. Washington	#35 Isaac Okoro	#32 Dean Wade	#31 Jarrett Allen	#10 Darius Garland	#45 Donovan Mitchell	115-105	W
12/16/2024	@ Brooklyn	#35 Isaac Okoro	#4 Evan Mobley	#31 Jarrett Allen	#10 Darius Garland	#45 Donovan Mitchell	130-101	W
12/20/2024	vs. Milwaukee	#32 Dean Wade	#4 Evan Mobley	#31 Jarrett Allen	#10 Darius Garland	#45 Donovan Mitchell	124-101	W
12/21/2024	vs. Philadelphia	#32 Dean Wade	#4 Evan Mobley	#31 Jarrett Allen	#10 Darius Garland	#45 Donovan Mitchell	126-99	W
12/23/2024	vs. Utah	#5 Sam Merrill	#4 Evan Mobley	#31 Jarrett Allen	#10 Darius Garland	#45 Donovan Mitchell	124-113	W
12/27/2024	@ Denver	#32 Dean Wade	#4 Evan Mobley	#31 Jarrett Allen	#10 Darius Garland	#45 Donovan Mitchell	149-135	W
12/30/2024	@ Golden State	#32 Dean Wade	#4 Evan Mobley	#31 Jarrett Allen	#10 Darius Garland	#45 Donovan Mitchell	113-95	W
12/31/2024	@ LA Lakers	#32 Dean Wade	#4 Evan Mobley	#31 Jarrett Allen	#10 Darius Garland	#45 Donovan Mitchell	122-110	W
01/03/2025	@ Dallas	#32 Dean Wade	#4 Evan Mobley	#31 Jarrett Allen	#10 Darius Garland	#45 Donovan Mitchell	134-122	W
01/05/2025	vs. Charlotte	#32 Dean Wade	#4 Evan Mobley	#31 Jarrett Allen	#10 Darius Garland	#45 Donovan Mitchell	115-105	W
01/08/2025	vs. Oklahoma City	#32 Dean Wade	#4 Evan Mobley	#31 Jarrett Allen	#10 Darius Garland	#45 Donovan Mitchell	129-122	W
01/09/2025	vs. Toronto	#32 Dean Wade	#4 Evan Mobley	#31 Jarrett Allen	#10 Darius Garland	#3 Caris LeVert	132-126	W
01/12/2025	vs. Indiana	#32 Dean Wade	#4 Evan Mobley	#31 Jarrett Allen	#10 Darius Garland	#45 Donovan Mitchell	108-93	L
01/14/2025	@ Indiana	#32 Dean Wade	#4 Evan Mobley	#31 Jarrett Allen	#10 Darius Garland	#45 Donovan Mitchell	127-117	W
01/16/2025	@ Oklahoma City	#32 Dean Wade	#4 Evan Mobley	#31 Jarrett Allen	#10 Darius Garland	#45 Donovan Mitchell	134-114	L
01/18/2025	@ Minnesota	#3 Caris LeVert	#32 Dean Wade	#31 Jarrett Allen	#10 Darius Garland	#45 Donovan Mitchell	124-117	W
01/20/2025	vs. Phoenix	#1 Max Strus	#32 Dean Wade	#31 Jarrett Allen	#10 Darius Garland	#45 Donovan Mitchell	118-92	W
01/22/2025	@ Houston	#1 Max Strus	#32 Dean Wade	#31 Jarrett Allen	#10 Darius Garland	#45 Donovan Mitchell	109-108	L
01/24/2025	@ Philadelphia	#1 Max Strus	#32 Dean Wade	#31 Jarrett Allen	#10 Darius Garland	#45 Donovan Mitchell	132-129	L
01/25/2025	vs. Houston	#1 Max Strus	#31 Jarrett Allen	#10 Darius Garland	#45 Donovan Mitchell	#35 Isaac Okoro	135-131	L
01/27/2025	vs. Detroit	#1 Max Strus	#4 Evan Mobley	#31 Jarrett Allen	#10 Darius Garland	#45 Donovan Mitchell	110-91	W
01/29/2025	@ Miami	#24 Jaylon Tyson	#4 Evan Mobley	#31 Jarrett Allen	#45 Donovan Mitchell	#1 Max Strus	126-106	W
01/30/2025	vs. Atlanta	#1 Max Strus	#4 Evan Mobley	#31 Jarrett Allen	#10 Darius Garland	#45 Donovan Mitchell	137-115	W
02/02/2025	vs. Dallas	#1 Max Strus	#4 Evan Mobley	#31 Jarrett Allen	#10 Darius Garland	#45 Donovan Mitchell	144-101	W
02/04/2025	vs. Boston	#1 Max Strus	#4 Evan Mobley	#31 Jarrett Allen	#10 Darius Garland	#45 Donovan Mitchell	112-105	L
02/05/2025	@ Detroit	#1 Max Strus	#4 Evan Mobley	#31 Jarrett Allen	#10 Darius Garland	#3 Caris LeVert	118-115	W
02/07/2025	@ Washington	#1 Max Strus	#4 Evan Mobley	#31 Jarrett Allen	#10 Darius Garland	#45 Donovan Mitchell	134-124	W
02/10/2025	vs. Minnesota	#12 De'Andre Hunter	#4 Evan Mobley	#31 Jarrett Allen	#10 Darius Garland	#45 Donovan Mitchell	128-107	W
02/12/2025	@ Toronto	#1 Max Strus	#4 Evan Mobley	#31 Jarrett Allen	#10 Darius Garland	#45 Donovan Mitchell	131-108	W
02/20/2025	@ Brooklyn	#1 Max Strus	#4 Evan Mobley	#31 Jarrett Allen	#10 Darius Garland	#45 Donovan Mitchell	110-97	W
02/21/2025	vs. New York	#1 Max Strus	#4 Evan Mobley	#31 Jarrett Allen	#10 Darius Garland	#45 Donovan Mitchell	142-105	W
02/23/2025	vs. Memphis	#1 Max Strus	#4 Evan Mobley	#31 Jarrett Allen	#45 Donovan Mitchell	#35 Isaac Okoro	129-123	W
02/25/2025	@ Orlando	#1 Max Strus	#4 Evan Mobley	#31 Jarrett Allen	#45 Donovan Mitchell	#35 Isaac Okoro	122-82	W
02/28/2025	@ Boston	#1 Max Strus	#4 Evan Mobley	#31 Jarrett Allen	#10 Darius Garland	#45 Donovan Mitchell	123-116	W
03/02/2025	vs. Portland	#12 De'Andre Hunter	#4 Evan Mobley	#31 Jarrett Allen	#10 Darius Garland	#1 Max Strus	133-129	W
03/04/2025	@ Chicago	#1 Max Strus	#12 De'Andre Hunter	#31 Jarrett Allen	#10 Darius Garland	#45 Donovan Mitchell	139-117	W
03/05/2025	vs. Miami	#1 Max Strus	#4 Evan Mobley	#31 Jarrett Allen	#10 Darius Garland	#45 Donovan Mitchell	112-107	W
03/07/2025	@ Charlotte	#1 Max Strus	#4 Evan Mobley	#31 Jarrett Allen	#10 Darius Garland	#45 Donovan Mitchell	118-117	W
03/09/2025	@ Milwaukee	#1 Max Strus	#4 Evan Mobley	#31 Jarrett Allen	#10 Darius Garland	#45 Donovan Mitchell	112-100	W
03/11/2025	vs. Brooklyn	#35 Isaac Okoro	#4 Evan Mobley	#31 Jarrett Allen	#10 Darius Garland	#1 Max Strus	109-104	W
03/14/2025	@ Memphis	#35 Isaac Okoro	#4 Evan Mobley	#31 Jarrett Allen	#10 Darius Garland	#1 Max Strus	133-124	W
03/16/2025	vs. Orlando	#1 Max Strus	#12 De'Andre Hunter	#31 Jarrett Allen	#10 Darius Garland	#45 Donovan Mitchell	108-103	L
03/18/2025	@ LA Clippers	#1 Max Strus	#4 Evan Mobley	#31 Jarrett Allen	#10 Darius Garland	#45 Donovan Mitchell	132-119	L
03/19/2025	@ Sacramento	#32 Dean Wade	#4 Evan Mobley	#31 Jarrett Allen	#45 Donovan Mitchell	#1 Max Strus	123-119	L
03/21/2025	@ Phoenix	#1 Max Strus	#4 Evan Mobley	#31 Jarrett Allen	#10 Darius Garland	#45 Donovan Mitchell	123-112	L
03/23/2025	@ Utah	#1 Max Strus	#4 Evan Mobley	#31 Jarrett Allen	#10 Darius Garland	#45 Donovan Mitchell	120-91	W
03/25/2025	@ Portland	#1 Max Strus	#4 Evan Mobley	#31 Jarrett Allen	#10 Darius Garland	#5 Sam Merrill	122-111	W
03/27/2025	vs. San Antonio	#1 Max Strus	#32 Dean Wade	#31 Jarrett Allen	#10 Darius Garland	#45 Donovan Mitchell	124-116	W
03/28/2025	@ Detroit	#35 Isaac Okoro	#4 Evan Mobley	#31 Jarrett Allen	#10 Darius Garland	#45 Donovan Mitchell	133-122	L
03/30/2025	vs. LA Clippers	#1 Max Strus	#4 Evan Mobley	#31 Jarrett Allen	#10 Darius Garland	#45 Donovan Mitchell	127-122	W
04/02/2025	vs. New York	#1 Max Strus	#4 Evan Mobley	#31 Jarrett Allen	#10 Darius Garland	#45 Donovan Mitchell	124-105	W
04/04/2025	@ San Antonio	#1 Max Strus	#4 Evan Mobley	#31 Jarrett Allen	#10 Darius Garland	#45 Donovan Mitchell	114-113	W
04/06/2025	vs. Sacramento	#1 Max Strus	#4 Evan Mobley	#31 Jarrett Allen	#10 Darius Garland	#45 Donovan Mitchell	120-113	L
04/08/2025	vs. Chicago	#35 Isaac Okoro	#4 Evan Mobley	#31 Jarrett Allen	#10 Darius Garland	#1 Max Strus	135-113	W
04/10/2025	@ Indiana	#12 De'Andre Hunter	#32 Dean Wade	#31 Jarrett Allen	#2 Ty Jerome	#5 Sam Merrill	114-112	L
04/11/2025	@ New York	#4 Evan Mobley	#32 Dean Wade	#31 Jarrett Allen	#1 Max Strus	#10 Darius Garland	108-102	W
04/13/2025	vs. Indiana	#24 Jaylon Tyson	#30 Nae'Qwan Tomlin	#31 Jarrett Allen	#9 Craig Porter Jr.	#8 Javonte Green	126-118	L



DATE	OPPONENT	FORWARD	FORWARD	CENTER	GUARD	GUARD	SCORE	W/L
04/20/2025	vs. Miami	#1 Max Strus	#4 Evan Mobley	#31 Jarrett Allen	#10 Darius Garland	#45 Donovan Mitchell	121-100	W
04/23/2025	vs. Miami	#1 Max Strus	#4 Evan Mobley	#31 Jarrett Allen	#10 Darius Garland	#45 Donovan Mitchell	121-112	W
04/26/2025	@ Miami	#1 Max Strus	#4 Evan Mobley	#31 Jarrett Allen	#45 Donovan Mitchell	#5 Sam Merrill	124-87	W
04/28/2025	@ Miami	#1 Max Strus	#4 Evan Mobley	#31 Jarrett Allen	#45 Donovan Mitchell	#5 Sam Merrill	138-83	W
05/04/2025	vs. Indiana	#1 Max Strus	#4 Evan Mobley	#31 Jarrett Allen	#45 Donovan Mitchell	#5 Sam Merrill	121-112	L
05/06/2025	vs. Indiana	#1 Max Strus	#32 Dean Wade	#31 Jarrett Allen	#45 Donovan Mitchell	#2 Ty Jerome	120-119	L
05/09/2025	@ Indiana	#1 Max Strus	#4 Evan Mobley	#31 Jarrett Allen	#10 Darius Garland	#45 Donovan Mitchell	126-104	W
05/11/2025	@ Indiana	#1 Max Strus	#4 Evan Mobley	#31 Jarrett Allen	#10 Darius Garland	#45 Donovan Mitchell	129-109	L
05/13/2025	vs. Indiana	#1 Max Strus	#4 Evan Mobley	#31 Jarrett Allen	#10 Darius Garland	#45 Donovan Mitchell	114-105	L





			CAVALIERS										OPPONENTS									
DATE	OPPONENT	W/L	BENCH PTS	AVG	INTHE PAINT	AVG	SECOND CHANCE	AVG	FAST BREAK	AVG	POINTS OFFTO	AVG	BENCH PTS	AVG	INTHE PAINT	AVG	SECOND CHANCE	AVG	FAST BREAK	AVG	POINTS OFFTO	AVG
10/23	at Toronto	W	64	64.0	68	68.0	12	12.0	16	16.0	30	30.0	59	59.0	38	38.0	22	22.0	13	13.0	16	16.0
10/25	Detroit	W	29	46.5	44	56.0	6	9.0	15	15.5	32	31.0	22	40.5	34	36.0	7	14.5	14	13.5	25	20.5
10/26	at Washington	W	44	45.7	50	54.0	16	11.3	23	18.0	19	27.0	43	41.3	40	37.3	19	16.0	12	13.0	15	18.7
10/28	at New York	W	18	38.8	52	53.5	10	11.0	17	17.8	14	23.8	20	36.0	54	41.5	20	17.0	10	12.3	13	17.3
10/30	LA Lakers	W	45	40.0	68	56.4	11	11.0	26	19.4	31	25.2	37	36.2	56	44.4	4	14.4	26	15.0	12	16.2
11/1	Orlando	W	52	42.0	46	54.7	7	10.3	20	19.5	23	24.8	36	36.2	56	46.3	14	14.3	21	16.0	17	16.3
11/2	at Milwaukee	W	36	41.1	50	54.0	13	10.7	13	18.6	15	23.4	13	32.9	44	46.0	13	14.1	12	15.4	12	15.7
11/4	Milwaukee	W	27	39.4	52	53.8	12	10.9	16	18.3	24	23.5	37	33.4	38	45.0	8	13.4	6	14.3	19	16.1
11/6	at New Orleans	W	50	40.6	64	54.9	15	11.3	26	19.1	13	22.3	22	32.1	50	45.6	13	13.3	14	14.2	19	16.4
11/8	Golden State	W	45	41.0	42	53.6	14	11.6	14	18.6	15	21.6	77	36.6	60	47.0	9	12.9	19	14.7	32	18.0
11/9	Brooklyn	W	33	40.3	56	53.8	8	11.3	16	18.4	26	22.0	13	34.5	30	45.5	11	12.7	7	14.0	18	18.0
11/11	at Chicago	W	39	40.2	56	54.0	13	11.4	18	18.3	35	23.1	16	32.9	46	45.5	15	12.9	18	14.3	11	17.4
11/13	at Philadelphia	W	32	39.5	44	53.2	13	11.5	4	17.2	15	22.5	24	32.2	42	45.2	13	12.9	12	14.2	14	17.2
11/15	Chicago	W	36	39.3	52	53.1	10	11.4	14	17.0	22	22.4	42	32.9	40	44.9	12	12.9	11	13.9	14	16.9
11/17	Charlotte	W	29	38.6	60	53.6	14	11.6	14	16.8	12	21.7	19	32.0	42	44.7	17	13.1	21	14.4	28	17.7
11/19	at Boston	L	36	38.4	60	54.0	17	11.9	14	16.6	20	21.6	20	31.3	36	44.1	10	12.9	6	13.9	8	17.1
11/20	New Orleans	W	48	39.0	58	54.2	21	12.5	14	16.5	13	21.1	45	32.1	54	44.7	21	13.4	14	13.9	11	16.7
11/24	Toronto	W	33	38.7	64	54.8	11	12.4	22	16.8	15	20.8	35	32.2	42	44.6	11	13.3	24	14.4	16	16.7
11/27	Atlanta	L	28	38.1	52	54.6	14	12.5	22	17.1	28	21.2	62	33.8	50	44.8	17	13.5	28	15.2	13	16.5
11/29	at Atlanta	L	28	37.6	50	54.4	10	12.4	14	16.9	21	21.2	50	34.6	52	45.2	15	13.6	10	14.9	22	16.8
12/1	Boston	W	35	37.5	40	53.7	8	12.1	7	16.4	14	20.8	32	34.5	24	44.2	13	13.5	3	14.3	18	16.8
12/3	Washington	W	48	38.0	50	53.5	8	12.0	9	16.1	25	21.0	39	34.7	46	44.3	7	13.2	16	14.4	6	16.3
12/5	Denver	W	43	38.2	40	53.0	14	12.0	12	15.9	23	21.1	16	33.9	76	45.7	13	13.2	28	15.0	13	16.2
12/7	at Charlotte	W	21	37.5	48	52.8	12	12.0	4	15.4	21	21.1	44	34.3	42	45.5	10	13.1	27	15.5	16	16.2
12/8	at Miami	L	57	38.2	50	52.6	10	12.0	12	15.3	13	20.8	31	34.2	50	45.7	19	13.3	10	15.3	15	16.1
12/13	Washington	W	35	38.1	34	51.9	17	12.2	15	15.3	26	21.0	29	34.0	52	45.9	13	13.3	22	15.5	10	15.9
12/16	at Brooklyn	W	56	38.8	38	51.4	24	12.6	21	15.5	34	21.4	46	34.4	36	45.6	11	13.2	16	15.6	22	16.1
12/20	Milwaukee	W	41	38.9	40	51.0	12	12.6	7	15.2	22	21.5	53	35.1	48	45.6	9	13.1	10	15.4	19	16.2
12/21	Philadelphia	W	47	39.1	50	51.0	12	12.6	23	15.4	16	21.3	45	35.4	36	45.3	7	12.9	12	15.2	13	16.1
12/23	Utah	W	30	38.8	42	50.7	17	12.7	21	15.6	17	21.1	32	35.3	28	44.7	27	13.3	5	14.9	9	15.9
12/27	at Denver	W	32	38.6	50	50.6	9	12.6	19	15.7	23	21.2	36	35.3	68	45.5	6	13.1	23	15.2	13	15.8
12/30	at Golden State	W	36	38.5	42	50.4	10	12.5	28	16.1	16	21.0	43	35.6	48	45.6	8	12.9	15	15.2	5	15.4
12/31	at LA Lakers	W	32	38.3	52	50.4	24	12.8	14	16.1	10	20.7	12	34.8	62	46.1	12	12.9	20	15.3	21	15.6
1/3	at Dallas	W	48	38.6	68	50.9	15	12.9	13	16.0	23	20.8	56	35.5	58	46.4	20	13.1	18	15.4	9	15.4
1/5	Charlotte	W	29	38.3	48	50.9	7	12.7	13	15.9	14	20.6	35	35.5	38	46.2	11	13.1	13	15.3	13	15.3
1/8	Oklahoma City	W	43	38.5	60	51.1	24	13.1	17	15.9	19	20.5	26	35.2	54	46.4	20	13.3	20	15.4	21	15.5
1/9	Toronto	W	30	38.2	54	51.2	17	13.2	10	15.8	18	20.5	44	35.4	64	46.9	8	13.1	19	15.5	15	15.5
1/12	Indiana	L	24	37.9	40	50.9	10	13.1	3	15.4	13	20.3	42	35.6	48	46.9	11	13.1	15	15.5	20	15.6
1/14	at Indiana	W	30	37.7	52	50.9	14	13.1	8	15.2	17	20.2	41	35.7	54	47.1	14	13.1	26	15.8	24	15.8
1/16	at Oklahoma City	L	62	38.3	54	51.0	14	13.1	8	15.1	7	19.9	42	35.9	54	47.3	12	13.1	21	15.9	30	16.2
1/18	at Minnesota	W	35	38.2	42	50.8	14	13.1	19	15.1	13	19.7	30	35.8	50	47.3	14	13.1	15	15.9	13	16.1
1/20	Phoenix	W	40	38.2	34	50.4	23	13.4	8	15.0	15	19.6	33	35.7	34	47.0	4	12.9	9	15.7	7	15.9
1/22	at Houston	L	33	38.1	52	50.4	25	13.7	14	15.0	33	19.9	35	35.7	46	47.0	24	13.1	23	15.9	15	15.9
1/24	at Philadelphia	L	50	38.4	36	50.1	26	13.9	9	14.8	16	19.8	24	35.4	42	46.9	12	13.1	15	15.9	19	15.9
1/25	Houston	L	30	38.2	56	50.2	19	14.0	16	14.8	15	19.7	27	35.2	56	47.1	18	13.2	8	15.7	10	15.8
1/27	Detroit	W	31	38.0	44	50.1	18	14.1	7	14.7	14	19.6	47	35.5	46	47.0	13	13.2	10	15.6	11	15.7
1/29	at Miami	W	46	38.2	68	50.5	20	14.3	14	14.7	22	19.6	33	35.4	38	46.9	10	13.1	6	15.4	12	15.6
1/30	Atlanta	W	51	38.5	66	50.8	16	14.3	20	14.8	16	19.5	41	35.5	54	47.0	11	13.1	17	15.4	15	15.6
2/2	Dallas	W	70	39.1	54	50.9	0	14.0	33	15.1	10	19.3	58	36.0	50	47.1	14	13.1	11	15.3	14	15.6
2/4	Boston	L	23	38.8	38	50.6	16	14.0	5	14.9	19	19.3	29	35.9	42	47.0	13	13.1	9	15.2	13	15.5
2/5	at Detroit	W	42	38.9	50	50.6	14	14.0	13	14.9	17	19.3	29	35.7	50	47.0	17	13.2	22	15.3	28	15.8
2/7	at Washington	W	22	38.5	58	50.7	19	14.1	13	14.9	22	19.3	21	35.4	52	47.1	23	13.4	15	15.3	14	15.7



ALL (AS OF OCT 7, 2025, 4:23 AM EDT) 2023 : REGULAR SEASON

			CAVALIERS											OPPONENTS												
DATE	OPPONENT	OVERALL REC	W/L	1ST	2ND	1ST HALF	3RD	4TH	2ND HALF	1ST OT	2ND OT	BIGGEST LEAD	TOTAL	1ST	2ND	1ST HALF	3RD	4TH	2ND HALF	1ST OT	2ND OT	BIGGEST LEAD	TOTAL	POINT DIFF.		
10/25	at Brooklyn	1-0	W	37	26	63	27	24	51	--	--	13	114	32	31	63	24	26	50	--	--	6	113	1		
10/27	Oklahoma City	1-1	L	26	16	42	33	30	63	--	--	10	105	31	21	52	27	29	56	--	--	15	108	-3		
10/28	Indiana	1-2	L	37	12	49	38	26	64	--	--	15	113	31	29	60	31	34	65	--	--	15	125	-12		
10/31	New York	1-3	L	24	28	52	16	23	39	--	--	2	91	28	30	58	28	23	51	--	--	23	109	-18		
11/1	at New York	2-3	W	24	25	49	22	24	46	--	--	9	95	22	28	50	13	26	39	--	--	5	89	6		
11/3	at Indiana	2-4	L	26	27	53	34	29	63	--	--	4	116	36	34	70	18	33	51	--	--	18	121	-5		
11/5	Golden State	3-4	W	29	28	57	29	29	58	--	--	14	115	30	15	45	32	27	59	--	--	4	104	11		
11/8	at Oklahoma City	3-5	L	29	28	57	30	33	63	--	--	6	120	36	34	70	29	29	58	--	--	17	128	-8		
11/11	at Golden State	4-5	W	30	38	68	16	34	50	--	--	17	118	31	21	52	31	27	58	--	--	3	110	8		
11/13	at Sacramento	4-6	L	25	35	60	29	31	60	--	--	3	120	33	35	68	42	22	64	--	--	21	132	-12		
11/15	at Portland	5-6	W	30	25	55	28	26	54	--	--	18	109	25	22	47	28	20	48	--	--	3	95	14		
11/17	Detroit	6-6	W	35	24	59	21	28	49	--	--	16	108	26	19	45	28	27	55	--	--	6	100	8		
11/19	Denver	7-6	W	29	37	66	26	29	55	--	--	26	121	27	31	58	17	34	51	--	--	2	109	12		
11/21	at Philadelphia	8-6	W	27	38	65	23	22	45	12	--	18	122	24	29	53	26	31	57	9	--	5	119	3		
11/22	Miami	8-7	L	26	29	55	24	17	41	--	--	0	96	37	32	69	32	28	60	--	--	33	129	-33		
11/25	LA Lakers	8-8	L	40	31	71	23	21	44	--	--	8	115	35	35	70	23	28	51	--	--	8	121	-6		
11/26	Toronto	9-8	W	25	17	42	32	31	63	--	--	12	105	28	24	52	20	30	50	--	--	12	102	3		
11/28	Atlanta	10-8	W	29	35	64	38	26	64	--	--	25	128	33	28	61	29	15	44	--	--	12	105	23		
11/30	Portland	10-9	L	25	21	46	29	20	49	--	--	16	95	22	18	40	34	29	63	--	--	12	103	-8		
12/2	at Detroit	11-9	W	25	29	54	31	25	56	--	--	12	110	30	18	48	34	19	53	--	--	8	101	9		
12/6	Orlando	12-9	W	37	28	65	34	22	56	--	--	23	121	20	32	52	34	25	59	--	--	0	111	10		
12/8	at Miami	13-9	W	17	36	53	35	23	58	--	--	18	111	25	27	52	23	24	47	--	--	16	99	12		
12/11	at Orlando	13-10	L	29	25	54	15	25	40	--	--	7	94	22	29	51	30	23	53	--	--	18	104	-10		
12/12	at Boston	13-11	L	31	29	60	32	21	53	--	--	15	113	21	38	59	35	26	61	--	--	10	120	-7		
12/14	at Boston	13-12	L	24	30	54	33	20	53	--	--	0	107	33	32	65	25	26	51	--	--	14	116	-9		
12/16	Atlanta	14-12	W	41	29	70	22	35	57	--	--	23	127	28	24	52	29	38	67	--	--	1	119	8		
12/18	Houston	15-12	W	33	24	57	42	23	65	13	--	12	135	34	25	59	39	24	63	8	--	9	130	5		
12/20	Utah	16-12	W	36	26	62	30	32	62	--	--	14	124	27	29	56	37	23	60	--	--	4	116	8		
12/21	New Orleans	16-13	L	28	24	52	24	28	52	--	--	3	104	36	30	66	28	29	57	--	--	24	123	-19		
12/23	at Chicago	17-13	W	32	25	57	25	27	52	--	--	17	109	30	26	56	16	23	39	--	--	3	95	14		
12/27	at Dallas	18-13	W	27	27	54	28	31	59	--	--	6	113	39	30	69	21	20	41	--	--	20	110	3		
12/29	Milwaukee	18-14	L	37	22	59	21	31	52	--	--	15	111	31	21	52	40	27	67	--	--	15	119	-8		
1/1	at Toronto	18-15	L	32	27	59	32	30	62	--	--	3	121	41	26	67	31	26	57	--	--	19	124	-3		
1/3	Washington	19-15	W	34	33	67	34	39	73	--	--	44	140	31	24	55	20	26	46	--	--	5	101	39		
1/5	Washington	20-15	W	36	16	52	32	30	62	--	--	29	114	26	14	40	19	31	50	--	--	0	90	24		
1/7	San Antonio	21-15	W	28	34	62	26	29	55	--	--	16	117	32	24	56	28	31	59	--	--	14	115	2		
1/11	Brooklyn	22-15	W	26	28	54	24	33	57	--	--	26	111	16	18	34	26	42	68	--	--	0	102	9		
1/15	Chicago	23-15	W	40	20	60	20	29	49	--	--	21	109	21	25	46	31	14	45	--	--	1	91	18		
1/17	Milwaukee	24-15	W	32	34	66	42	27	69	--	--	47	135	22	19	41	26	28	54	--	--	0	95	40		
1/20	at Atlanta	25-15	W	25	34	59	34	23	57	--	--	27	116	20	25	45	25	25	50	--	--	0	95	21		
1/22	at Orlando	26-15	W	38	34	72	35	19	54	--	--	36	126	19	28	47	27	25	52	--	--	0	99	27		
1/24	at Milwaukee	26-16	L	28	23	51	28	37	65	--	--	0	116	32	29	61	32	33	65	--	--	21	126	-10		
1/26	at Milwaukee	27-16	W	30	24	54	26	32	58	--	--	17	112	28	29	57	20	23	43	--	--	6	100	12		
1/29	LA Clippers	28-16	W	28	28	56	32	30	62	--	--	12	118	25	27	52	29	27	56	--	--	7	108	10		
1/31	Detroit	29-16	W	30	34	64	32	32	64	--	--	9	128	23	34	57	34	30	64	--	--	5	121	7		
2/1	at Memphis	30-16	W	27	24	51	30	27	57	--	--	7	108	27	31	58	22	21	43	--	--	12	101	7		
2/3	at San Antonio	31-16	W	30	37	67	25	25	50	--	--	26	117	25	20	45	26	30	56	--	--	1	101	16		
2/5	Sacramento	32-16	W	39	35	74	32	30	62	--	--	29	136	34	25	59	33	18	51	--	--	2	110	26		
2/7	at Washington	33-16	W	27	30	57	23	34	57	--	--	11	114	27	30	57	22	27	49	--	--	7	106	8		
2/8	at Brooklyn	34-16	W	32	27	59	31	28	59	--	--	31	118	21	30	51	18	26	44	--	--	0	95	23		
2/10	at Toronto	35-16	W	30	37	67	28	24	52	--	--	25	119	24	23	47	26	22	48	--	--	3	95	24		
2/12	Philadelphia	35-17	L	33	29	62	30	29	59	--	--	4	121	34	32	66	25	32	57	--	--	10	123	-2		
2/14	Chicago	36-17	W	25	18	43	28	37	65	--	--	3	108	32	17	49	27	29	56	--	--	17	105	3		
2/22	Orlando	36-18	L	24	26	50	32	27	59	--	--	4	109	29	25	54	32	30	62	--	--	14	116	-7		
2/23	at Philadelphia	36-19	L	25	25	50	20	27	47	--	--	5	97	25	28	53	21	30	51	--	--	11	104	-7		
2/25	at Washington	37-19	W	27	28	55	32	27	59	--																