



CLEVELAND CAVALIERS (34-21)

VS. BROOKLYN NETS (15-38)

Thursday, February 19, 2026 | 7:00 p.m. ET ROCKET ARENA, CLEVELAND, OH TV: FANDUEL AUDIO: WTAM/WMMS, CAVS APP, IHEART APP

2025-26 CLEVELAND CAVALIERS GAME NOTES

FOLLOW @CAVSNOTES ON "X"

SEASON GAME #56

HOME GAME #30

LAST GAMES STARTERS

PLAYER / 2025-26 REGULAR SEASON AVERAGES

G • 6-5 • 220 • Arizona State/USA • 17th Season						
#1	James Harden	GP/GS	PPG	RPG	APG	SPG
		47/47	25.0	4.9	8.2	1.2
						BPG
						0.4
						MPG
						35.2
G • 6-3 • 228 • Louisville/USA • 9th Season						
#45	Donovan Mitchell	GP/GS	PPG	RPG	APG	SPG
		51/51	29.0	4.5	5.9	1.5
						BPG
						0.3
						MPG
						33.7
SF • 6-4 • 195 • Utah State/USA • 6th Season						
#5	Sam Merrill	GP/GS	PPG	RPG	APG	SPG
		31/22	13.6	2.3	2.3	0.6
						BPG
						0.2
						MPG
						28.3
PF • 6-6 • 224 • California/USA • 2nd Season						
#20	Jaylon Tyson	GP/GS	PPG	RPG	APG	SPG
		50/35	13.9	5.4	2.3	0.9
						BPG
						0.4
						MPG
						27.8
C • 6-11 • 251 • Texas/USA • 9th Season						
#31	Jarrett Allen	GP/GS	PPG	RPG	APG	SPG
		43/43	14.6	8.3	2.0	1.0
						BPG
						0.9
						MPG
						27.3

CAVS QUICK FACTS

- Cleveland is playing Brooklyn for the 2nd of 3 matchups with the Nets this season (1-0). The Cavs have won 5-straight games against the Nets since November of 2024 and have also won 10 of their last 11 meetings since March of 2023. The Cavs have also won 5-straight games overall since Feb. 1st, marking the longest active winning streak in the East (2nd-longest in the NBA) and are 10-1 over their last 11 games. The Cavs have also won 4-straight games at Rocket Arena since Jan. 23rd. **Cleveland is also 17-5 (.772) overall since Dec. 29th, marking the best winning percentage in the NBA over that span.** The Wine & Gold are averaging 120.0 PPG this season, which ranks 2nd in the NBA in PPG and they have scored at least 110 PTS in 10-straight games.

PLAYERS WITH THE TOP 3-POINT PERCENTAGES IN THE NBA THIS SEASON

1.) Luke Kennard, LAL - .494 3FG%	2.) JAYLON TYSON, CLE - .475 3FG%
3.) SAM MERRILL, CLE - .472 3FG%	4.) Tari Eason, HOU - .460 3FG%

- SAM MERRILL** recorded a **CAREER-HIGH 32 PTS** on 11-12 (.917) shooting from the field, including 9-10 (.900) shooting from the three-point line, 5 REB, 1 STL and 1 BLK in 25 MIN on Feb. 11 vs. WAS. **Merrill became the first player in Cavs history to have multiple games with 9+ made three-pointers** (9 3FGM in 23 MIN on 2/2/25 vs. DAL). **He is also the first player in NBA history to have multiple games of 9+ 3FGM in 25 minutes or fewer.** With his performance, he also became the 3rd player in Cavs history to score 30+ PTS on .900+ FG%, joining Brad Daugherty (30 PTS on .929 FG% on 2/21/92 vs. SAC) and Georges Niang (33 PTS on .929 FG% on 1/17/24 vs. MIL). He is shooting 109-231 (.472) from the 3-point line this season which ranks **3rd in the NBA** this season in 3FG%. His .472 3FG% also ranks as the 6th-highest 3FG% in a single season in Cavaliers history. Merrill is also averaging a career-high 13.6 PPG on the season.

- DONOVAN MITCHELL** contributed 30 PTS on 11-19 (.579) shooting from the field, 5 AST, 3 REB and 2 STL in 28 MIN on Feb. 11 vs. WAS. It was his 28th game with at least 30 PTS this season (3rd-most 30-PT games in the NBA). **He has also recorded a STL in a career-best 24-straight games since Dec. 23, the 5th-longest steal streak in Cavs history.** Mitchell ranks 5th in the NBA this season in PPG, averaging a career-high 29.0 PPG on the year. He also has 185 made 3-pointers this season which is the most made 3-pointers in the NBA on the year. Mitchell is 16-4 in his 20 career games against the Nets, averaging 27.1 PPG in 33.1 MPG. His 27.1 PPG against the Nets ranks as the **5th-highest scoring average of any player in NBA history against the Nets**, behind just Michael Jordan (29.9 PPG in 57 G), Joel Embiid (28.4 PPG in 23 games), LeBron James (27.8 PPG in 63 games) and Allen Iverson (27.1 PPG in 41 games).

- JAMES HARDEN** contributed his 16th double-double of the season with 13 PTS, a game-high 11 AST, 4 REB and 1 BLK in 28 MIN on Feb. 11 vs. WAS. In his 3 games with the Cavaliers (3-0), he is averaging 19.3 PPG (8-19 3FG, .421 3FG%), 8.7 APG, 5.3 RPG and 1.33 BPG in 32.3 MPG. Harden ranks 5th in the NBA this season in assists per game (8.2 APG) and is 1 of 4 players in the NBA averaging at least 25.0 PPG and 8.0 APG (Nikola Jokic, Cade Cunningham and Luka Dončić).

- JARRETT ALLEN** contributed 21 PTS on a perfect 8-8 shooting from the field, 9 REB and 2 BLK in 27 MIN on Feb. 11 vs. WAS. It was his 4th game of the season shooting at least .900 FG% and it was his 9th game of the season with at least 20 PTS. Cleveland is 24-7 when he scores in double figures this season. **Over his last 5 games, Allen is averaging 24.4 PPG on 50-67 (.746) shooting from the field, 12.0 RPG, 2.2 APG, 1.40 BPG and 0.80 SPG in 29.4 MPG.** Allen also ranks 4th in the Eastern Conference this season in field goal percentage (248-398, .623 FG%). He has scored in double figures in 7-straight games since Jan. 28th.

- JAYLON TYSON** is averaging 16.7 PPG, 5.3 RPG and 3.1 APG on .524 FG% and .544 3FG% (43-79) over his last 16 games (Cavs are 13-3). His 13.9 PPG is also the 2nd-best PPG improvement in the NBA this season (min. 40 G this season and 10 G last season), jumping 10.3 PPG from last season (3.6 PPG in 2024-25) and he is averaging career-highs across the board. **His .475 3FG% (104-219) ranks 2nd in the NBA this season for 3FG% and it is also the 4th-highest in a season in Cavs history.**

CAVALIERS PRONUNCIATIONS

Dennis Schröder (SHROO-der); Max Strus (str-OOS); Nae'Qwan Tomlin (NAY-KWAN); Jaylon Tyson (JAY-len)

INJURIES

<https://official.nba.com/nba-injury-report-2025-26-season/>

2025-26 REGULAR SEASON CAVALIERS RECORDS

	RECORD	HOME	ROAD	OT
OVERALL	34-21	18-11	16-10	0-2
WESTERN	14-8	9-5	5-3	--
EASTERN	20-13	9-6	11-7	0-2
CENTRAL	7-3	4-2	3-1	--

STREAKS

OVERALL	Lost 1
WESTERN	Won 1
EASTERN	Lost 1
CENTRAL	Won 3

2025-26 REG. SEASON SCHEDULE

DATE	OPPONENT	SCORE	RECORD
10/22	@ Knicks	111-119	L 0-1
10/24	@ Nets	131-124	W 1-1
10/26	vs. Bucks	118-113	W 2-1
10/27	@ Pistons	116-95	W 3-1
10/29	@ Celtics	105-125	L 3-2
10/31	vs. Raptors	101-112	L 3-3
11/2	vs. Hawks	117-109	W 4-3
11/5	vs. 76ers	132-121	W 5-3
11/7	@ Wizards	148-115	W 6-3
11/8	vs. Bulls	128-122	W 7-3
11/10	@ Heat	138-140*	L 7-4
11/12	@ Heat	130-116	W 8-4
11/13	vs. Raptors	113-126	L 8-5
11/15	vs. Grizzlies	108-100	W 9-5
11/17	vs. Bucks	118-106	W 10-5
11/19	vs. Rockets	104-114	L 10-6
11/21	vs. Pacers	120-109	W 11-6
11/23	vs. Clippers	120-105	W 12-6
11/24	@ Raptors	99-110	L 12-7
11/28	@ Hawks	123-130	L 12-8
11/30	vs. Celtics	115-117	L 12-9
12/1	@ Pacers	135-119	W 13-9
12/3	vs. Trail Blazers	110-122	L 13-10
12/5	vs. Spurs	130-117	W 14-10
12/6	vs. Warriors	94-99	L 14-11
12/12	@ Wizards	130-126	W 15-11
12/14	vs. Hornets	111-119*	L 15-12
12/17	@ Bulls	111-127	L 15-13
12/19	vs. Bulls	125-136	L 15-14
12/22	vs. Hornets	139-132	W 16-14
12/23	vs. Pelicans	141-118	W 17-14
12/25	@ Knicks	124-126	L 17-15
12/27	@ Rockets	100-117	L 17-16
12/29	@ Spurs	113-101	W 18-16
12/31	vs. Suns	129-113	W 19-16
1/2	vs. Nuggets	113-108	W 20-16
1/4	vs. Pistons	110-114	L 20-17
1/6	@ Pacers	120-116	W 21-17
1/8	@ Timberwolves	122-131	L 21-18
1/10	vs. Timberwolves	146-134	W 22-18
1/12	vs. Jazz	112-123	L 22-19
1/14	@ 76ers	132-107	W 23-19
1/16	@ 76ers	117-115	W 24-19
1/19	vs. Thunder	104-136	L 24-20
1/21	@ Hornets	94-87	W 25-20
1/23	vs. Kings	123-118	W 26-20
1/24	@ Magic	119-105	W 27-20
1/26	vs. Magic	114-98	W 28-20
1/28	vs. Lakers	129-99	W 29-20
1/30	@ Suns	113-126	L 29-21
2/1	@ Trail Blazers	130-111	W 30-21
2/4	@ Clippers	124-91	W 31-21
2/7	@ Kings	132-126	W 32-21
2/9	@ Nuggets	119-117	W 33-21
2/11	vs. Wizards	139-113	W 34-21
2/19	vs. Nets	7:00 pm	--
2/20	@ Hornets	7:00 pm	--
2/22	@ Thunder	1:00 pm	--
2/24	vs. Knicks	7:30 pm	--
2/25	@ Bucks	8:00 pm	--
2/27	@ Pistons	7:00 pm	--
3/1	@ Nets	3:30 pm	--
3/3	vs. Pistons	7:00 pm	--
3/8	vs. Celtics	1:00 pm	--
3/9	vs. 76ers	7:00 pm	--
3/11	@ Magic	7:30 pm	--
3/13	@ Mavericks	7:30 pm	--
3/15	vs. Mavericks	3:30 pm	--
3/17	@ Bucks	8:00 pm	--
3/19	@ Bulls	8:00 pm	--
3/21	@ Pelicans	7:00 pm	--
3/24	vs. Magic	8:00 pm	--
3/25	vs. Heat	7:30 pm	--
3/27	vs. Heat	7:30 pm	--
3/30	@ Jazz	9:00 pm	--
3/31	@ Lakers	10:30 pm	--
4/2	@ Warriors	10:00 pm	--
4/5	vs. Pacers	6:00 pm	--
4/6	@ Grizzlies	8:00 pm	--
4/8	vs. Hawks	7:00 pm	--
4/10	@ Hawks	7:00 pm	--
4/12	vs. Wizards	6:00 pm	--

All Times Cleveland Time (ET)



VS. BROOKLYN (2025-26 RECORD: 15-38)

2025-26 REGULAR SEASON	PPG	OPP. PPG	FG%	3FG%	FT%	RPG	APG	SPG	TO	BPG
Nets	107.7	114.9	.446	.344	.774	40.7	25.4	7.58	15.6	4.25
Cavaliers	120.0	115.9	.476	.358	.784	44.6	28.6	9.02	14.5	5.16



2025-26 REGULAR SEASON INDIVIDUAL BESTS			2025-26 REGULAR SEASON NETS BESTS			2025-26 REGULAR SEASON TEAM		
Points	35	Donovan Mitchell @ BKN 10/24/25	Points	33	Cam Thomas @ BKN 10/24/25	Biggest Win	7	@ BKN 10/24/25
Rebounds	8	Evan Mobley @ BKN 10/24/25	Rebounds	9	Nic Claxton @ BKN 10/24/25	** No Biggest Loss **		
Assists	8	Lonzo Ball @ BKN 10/24/25	Assists	9	Cam Thomas @ BKN 10/24/25			

CAVS ALL-TIME BEST VS. BKN				BKN ALL-TIME BEST VS. CLE				CLE-BKN SERIES		
Points	46	Darius Garland, 12/26/22		Points	42	Richard Jefferson, 12/22/04		Biggest Win	36	2/15/92 (128-92)
Rebounds	22	John Lambert, 2/6/79		Rebounds	26	Jayson Williams, 11/13/97		Biggest Loss	41	11/22/02 (79-120)
Assists	16	Mark Price, 1/13/90		Assists	18	Kenny Anderson, 12/1/93				

2025-26 REGULAR SEASON VS. NETS			2024-25 REGULAR SEASON VS. NETS			SERIES HISTORY VS. NETS				
DATE	SITE	TIME/RESULT	DATE	SITE	RESULT		ALL-TIME	STREAKS	LAST WIN	LAST LOSS
10/24/25	Brooklyn	W, 131-124	11/9/24	Cleveland	W, 105-100	Overall	115-85	Won 5	10/24/25	3/10/24
2/19/26	Cleveland	7:00 pm	12/16/24	Brooklyn	W, 130-101	Home	71-30	Won 2	3/11/25	3/10/24
3/1/26	Brooklyn	3:30 pm	2/20/25	Brooklyn	W, 110-97	Road	44-55	Won 7	10/24/25	4/8/22
			3/11/25	Cleveland	W, 109-104					

CLE-BKN 2025-26 REGULAR SEASON SERIES (1-0)

CAVALIERS 131, NETS 124 – OCTOBER 24, 2025 – BARCLAYS CENTER – BROOKLYN, NY – GAME #2

TEAM	1	2	3	4	OT	FINAL	FG	FGA	FG%	3FG%	FT%	OR	DR	TR	A	PF	ST	TO	BS
CLE	34	29	45	23	-	131	44	82	.537	.429	.714	9	27	36	32	18	14	17	5
BKN	23	28	35	38	-	124	49	96	.510	.422	1.000	10	28	38	30	28	9	20	0
TEAM	HIGH PTS			HIGH REB			HIGH AST			TEAM	HIGH PTS			HIGH REB			HIGH AST		
CLE	D. Mitchell: 35			E. Mobley: 8			L. Ball: 8			BKN	C. Thomas: 33			N. Claxton: 9			C. Thomas: 9		

CONNECTIONS

The Cavs acquired **Jarrett Allen** from Brooklyn in a three-team trade on Jan. 14, 2020; Allen was originally drafted by Brooklyn in the 2017 NBA Draft (22nd overall pick) and spent his first three NBA seasons with the Nets (234 games from 2017-2021...Cavs head coach **Kenny Atkinson** was the head coach of the Brooklyn Nets (2016-2020). He ranks third all-time in Nets franchise history for games coached (308) and fourth in wins (118). After Brooklyn posted a 20-62 record in his first season, Atkinson led the Nets to an eight-win improvement in his second season. In 2018-19, Atkinson guided Brooklyn to a 42-40 record and their first postseason berth since 2015. The 14-win improvement represented the third-biggest increase in wins among all NBA teams that season, and Brooklyn's third straight season improving its win-loss record...Cavs assistant coach **Trevor Hendry** originally joined the Nets organization in 2014, serving in a variety of basketball operations roles prior to entering the video room. He then spent one season (2016-17) as video and player development assistant for the Long Island Nets in the NBA G League and one season in the same role for the Brooklyn Nets (2017-18) before becoming head video coordinator for Brooklyn where he worked under Cavs head coach **Kenny Atkinson** for parts of four seasons...Nets Head coach **Jordi Fernandez** spent four seasons with the Cavaliers as a player development coach (2009-2013) before working for the Cleveland Charge where he also served as head coach of the Charge (2013-2016)...Cavs President of Basketball Operations **Koby Altman** and Cavs assistant coach **Omar Cook** are natives of Brooklyn, New York...Cavs center **Thomas Bryant** and Nets forward **Michael Porter Jr.** were teammates on the Denver Nuggets and both were on the Nuggets championship team in 2023...Nets forward **EJ Liddell** played college ball at Ohio State in Columbus, OH...Nets forward **Ochai Agbaji** was drafted by the Cleveland Cavaliers with the 14th pick in the 2022 NBA Draft. After appearing on the Cavs 2022 Summer League roster, Agbaji was traded to the Utah Jazz in a deal that brought Donovan Mitchell to Cleveland...Cavs guard **James Harden** played parts of the 2020-21 and 2021-22 seasons with the Nets...Nets guard **Terance Mann** was teammates with Cavs guard **James Harden** on the L.A. Clippers during part of the 2024-25 season...Cavs forward/center **Larry Nance Jr.** was also teammates with **Terance Mann** during part of the 2024-25 season on the Hawks...Nets forward **Chaney Johnson** was a member of the Cleveland Charge during the 2025-26 season before receiving a Two-Way contract with the Nets on Dec. 26, 2025...Cavs guard **Dennis Schroder** played for the Nets during parts of the 2023-24 and 2024-25 seasons...Nets forward **Noah Clowney** and Cavs guard **Keon Ellis** both played their college basketball at Alabama...Nets guard **Tyson Etienne** and Cavs guard **Craig Porter Jr.** both played college basketball at Wichita State...Nets forward **Josh Minott** and Cavs forward **Nae'Qwan Tomlin** both played college basketball at Memphis...Nets forward **Ziaire Williams** and Cavs guard **Sam Merrill** were both on the Grizzlies during the 2021-22 season...Cavs assistant Coach **Jawad Williams**, Nets forwards **Drake Powell** and **Day'Ron Sharpe** all played college ball for UNC...Nets assistant coach **Steve Hetzel** was the video coordinator for the Cavaliers during the 2006-09 and was the head coach for the Canton Charge during the 2013-14 season...Cavs center **Jarrett Allen** and forward **Jalen Wilson** are both natives on Texas.



AT CHARLOTTE (2025-26 RECORD: 26-29)

2025-26 REGULAR SEASON	PPG	OPP. PPG	FG%	3FG%	FT%	RPG	APG	SPG	TO	BPG
Cavaliers	120.0	115.9	.476	.358	.784	44.6	28.6	9.02	14.5	5.16
Hornets	115.7	113.8	.460	.373	.821	46.0	26.4	6.75	15.9	4.55



2025-26 REGULAR SEASON INDIVIDUAL BESTS			2025-26 REGULAR SEASON HORNETS BESTS			2025-26 REGULAR SEASON TEAM		
Points	30	Donovan Mitchell vs. CHA 12/22/25	Points	29	Kon Knueppel vs. CHA 12/14/25	Biggest Win	7	vs. CHA 12/22/25, @ CHA 1/21/26
Rebounds	14	Evan Mobley @ CHA 1/21/26	Rebounds	14	Moussa Diabate vs. CHA 12/22/25	Biggest Loss	8	vs. CHA 12/14/25
Assists	10	Darius Garland vs. CHA 12/22/25	Assists	9	LaMelo Ball vs. CHA 12/22/25			

CAVS ALL-TIME BEST VS. CHA				CHA ALL-TIME BEST VS. CLE				CLE-CHA SERIES			
POINTS	44	Kyrie Irving, 4/5/14, LeBron James, 12/10/16		POINTS	42	Glen Rice, 4/7/97 (OT), Terry Rozier, 12/23/20		Biggest Win	40	11/4/88 (133-93)	
REBOUNDS	22	Jarrett Allen, 2/4/22		REBOUNDS	17	Larry Johnson, 1/29/96		Biggest Loss	32	11/3/18 (94-126)	
ASSISTS	16	Andre Miller, 4/12/02		ASSISTS	20	Brevin Knight 1/11/05					

2025-26 REGULAR SEASON VS. HORNETS			2024-25 REGULAR SEASON VS. HORNETS			SERIES HISTORY VS. HORNETS				
DATE	SITE	TIME/RESULT	DATE	SITE	RESULT		ALL-TIME	STREAKS	LAST WIN	LAST LOSS
12/14/25	Cleveland	L, 111-119 (OT)	11/17/24	Cleveland	W, 128-114	Overall	81-52	Won 2	1/21/26	12/14/25
12/22/25	Cleveland	W, 139-132	12/7/24	Charlotte	W, 116-102	Home	50-17	Won 1	12/22/25	12/14/25
1/21/26	Charlotte	W, 94-87	1/5/25	Cleveland	W, 115-105	Road	31-35	Won 2	1/21/26	3/27/24
2/20/26	Charlotte	7:00 pm	3/7/25	Charlotte	W, 118-117					

CLE VS. CHA (2025-26 REGULAR SEASON): 2-0

CAVALIERS 94, HORNETS 87 – JANUARY 21, 2026 – SPECTRUM CENTER – CHARLOTTE, NC – GAME #45

TEAM	1	2	3	4	OT	FINAL	FG	FGA	FG%	3FG%	FT%	OR	DR	TR	A	PF	ST	TO	BS
CLE	33	23	20	18	-	94	34	87	.391	.200	.750	17	43	60	20	21	6	21	8
CHA	20	12	32	23	-	87	33	98	.337	.170	.722	17	30	47	20	23	12	13	4
TEAM	HIGH PTS			HIGH REB			HIGH AST			TEAM	HIGH PTS			HIGH REB			HIGH AST		
CLE	D. Mitchell: 24			E. Mobley: 14			D. Mitchell: 6			CHA	B. Miller: 24			K. Knueppel: 11			L. Ball: 7		

CAVALIERS 139, HORNETS 132 – DECEMBER 22, 2025 – ROCKET ARENA – CLEVELAND, OH – GAME #30

TEAM	1	2	3	4	OT	FINAL	FG	FGA	FG%	3FG%	FT%	OR	DR	TR	A	PF	ST	TO	BS
CHA	36	27	32	37	-	132	46	94	.489	.500	.760	17	27	44	29	18	10	20	3
CLE	33	37	34	35	-	139	48	87	.552	.545	1.000	5	25	30	36	20	9	13	2
TEAM	HIGH PTS				HIGH REB		HIGH AST			TEAM	HIGH PTS			HIGH REB			HIGH AST		
CLE	D. Mitchell: 30				D. Wade: 7		D. Garland: 10			CHA	L. Ball: 23			M. Diabate: 14			L. Ball: 9		

CONNECTIONS

Hornets TV Analyst **Dell Curry** was a member of the Cavaliers during the 1987-88 season...Hornets guard **Seth Curry** was a member of the Cavaliers during the 2014 season... Hornets play-by-play announcer **Eric Collins** was born in Cleveland, OH...Hornets assistant coach **Lamar Skeeter** is a native of Dayton, Ohio and played collegiately at Walsh University in North Canton, Ohio. He spent one season on the coaching staff (2012-13) of the Cleveland Charge...Cavs Assistant coach **Jawad Williams** played four years collegiately at UNC... Cavs forward **Evan Mobley** and Hornets forward **Drew Peterson** both played college ball at USC...Cavs guard **Tyrese Proctor**, Hornets guard, **Sion James**, Hornets guard/forward **Kon Knueppel** and Hornets center **Mason Plumlee** all played college ball at Duke. James, Knueppel and Proctor were all teammates at Duke...Hornets forward **Pat Connaughton** and Cavs guard **Sam Merrill** were teammates on the Milwaukee Bucks in 2020-21 and were both apart of the Bucks 2021 NBA Championship team...Hornets head coach **Charles Lee** was an assistant coach on the Bucks 2021 NBA Championship team with Cavs guard **Sam Merrill**...from 2014-16, Hornets head coach **Charles Lee** was an assistant coach with the Atlanta Hawks alongside Cavs head coach **Kenny Atkinson** who was also an assistant coach with the Hawks. Cavs guard **Dennis Schroder** and Hornets guard **Grant Williams** were teammates on the Celtics during the 2021-22 season...Cavs guard **James Harden** and Hornets forward **Moussa Diabate** were teammates on the L.A. Clippers during the 2023-24 season.



CAVS RECENT GAMES - (5-0)

CAVALIERS 138, WIZARDS 113 – FEBRUARY 11, 2026 – ROCKET ARENA – CLEVELAND, OH – GAME #55 (34-21, 18-11 HOME)

TEAM	1	2	3	4	OT	FINAL	FG	FGA	FG%	3FG%	FT%	OR	DR	TR	A	PF	ST	TO	BS
WAS	24	37	28	24	-	113	42	104	.404	.304	.833	19	21	40	26	21	13	15	4
CLE	40	36	32	30	-	138	45	83	.542	.421	.865	16	35	51	30	15	9	21	8
TEAM	HIGH PTS			HIGH REB			HIGH AST			TEAM	HIGH PTS			HIGH REB			HIGH AST		
CLE	S. Merrill: 32			J. Allen: 9			J. Harden: 11			WAS	K. George: 17			J. Champagnie: 8			S. Cooper: 5		

CAVS NOTES: **SAM MERRILL** recorded a CAREER-HIGH 32 PTS on 11-12 (.917) shooting from the field, including 9-10 (.900) shooting from the three-point line, 5 REB, 1 STL and 1 BLK in 25 MIN on Feb. 11 vs. WAS. Merrill became the first player in Cavs history to have multiple games with 9+ made three-pointers (9 3FGM in 23 MIN on 2/2/25 vs. DAL). He is also the first player in NBA history to have multiple games of 9+ 3FGM in 25 minutes or fewer. With his performance, he also became the 3rd player in Cavs history to score 30+ PTS on .900+ FG%, joining Brad Daugherty (30 PTS on .929 FG% on 2/21/92 vs. SAC) and Georges Niang (33 PTS on .929 FG% on 1/17/24 vs. MIL)...**DONOVAN MITCHELL** contributed 30 PTS on 11-19 (.579) shooting from the field, 5 AST, 3 REB and 2 STL in 28 MIN on Feb. 11 vs. WAS...**JAMES HARDEN** contributed his 16th double-double of the season with 13 PTS, a game-high 11 AST, 4 REB and 1 BLK in 28 MIN...**JARRETT ALLEN** contributed 21 PTS on a perfect 8-8 shooting from the field, 9 REB and 2 BLK in 27 MIN on Feb. 11.

CAVALIERS 119, NUGGETS 117 – FEBRUARY 9, 2026 – BALL ARENA – DENVER, CO – GAME #54 (33-21, 16-10 AWAY)

TEAM	1	2	3	4	OT	FINAL	FG	FGA	FG%	3FG%	FT%	OR	DR	TR	A	PF	ST	TO	BS
CLE	26	28	33	32	-	119	43	92	.467	.333	.818	12	27	39	25	29	6	12	7
DEN	30	29	33	25	-	117	38	85	.447	.325	.800	12	34	46	25	23	9	14	1
TEAM	HIGH PTS					HIGH REB		HIGH AST		TEAM	HIGH PTS		HIGH REB		HIGH AST				
CLE	D. Mitchell: 32					J. Allen: 13		D. Mitchell: 10		DEN	N. Jokic: 22		N. Jokic: 14		N. Jokic/J. Murrav: 11				

CAVS NOTES: Cleveland went on a 15-6 run to end the 4th quarter and secure the 119-117 win in Denver...**DONOVAN MITCHELL** contributed a double-double with a game-high 32 PTS, a team-high 10 AST, 2 STL and 2 BLK in 34 MIN. It was his 27th game with at least 30 PTS on the season...He also recorded a steal for the 23rd-straight game, marking his new career-long for consecutive games with a steal...**JAMES HARDEN** contributed a near triple-double with 22 PTS (6-6 FT), 10 REB, 7 AST and a season-high 3 BLK in 36 MIN on Feb. 9 at DEN. He is the 4th Cavaliers player with those numbers in a game since 1983-84 (LeBron James, Ron Harper, Evan Mobley)...It was his 770th career 20-point game...**JARRETT ALLEN** recorded his 13th double-double of the season (4th-straight) with 22 PTS on 10-16 (.625) shooting from the field, and a team-high 13 REB in 35 MIN. It was his 6th game of the season with at least 20 PTS and 10 REB...**JAYLON TYSON** finished with 16 PTS, including 4-9 (.444) shooting from the 3-point line and 3 REB in 31 MIN.

CAVALIERS 132, KINGS 126 – FEBRUARY 7, 2026 – GOLDEN 1 CENTER – SACRAMENTO, CA – GAME #53 (32-21, 15-10 AWAY)

TEAM	1	2	3	4	OT	FINAL	FG	FGA	FG%	3FG%	FT%	OR	DR	TR	A	PF	ST	TO	BS
CLE	25	32	36	39	-	132	46	88	.523	.314	.906	9	29	38	30	14	9	12	3
SAC	31	24	41	30	-	126	48	94	.511	.432	.700	15	27	42	30	21	9	15	5
TEAM	HIGH PTS			HIGH REB			HIGH AST			TEAM	HIGH PTS			HIGH REB			HIGH AST		
CLE	D. Mitchell: 35			J. Allen: 10			J. Harden: 8			SAC	N. Clifford: 30			D. Cardwell: 11			R. Westbrook: 9		

CAVS NOTES: **JAMES HARDEN** contributed 23 PTS on 7-13 (.538) shooting from the field and 5-8 (.625) shooting from the 3-point line, a team-high 8 AST, 2 REB and 1 STL in 32 MIN during his Cavaliers debut. Harden scored 15 of his points in the 4th quarter on a perfect 4-4 from the field and a perfect 3-3 shooting from the 3-point line. It was his 3rd-highest scoring effort in a 4th quarter this season (most was 18 PTS on Nov. 10 vs. ATL)...**DONOVAN MITCHELL** contributed a game-high 35 PTS on 13-24 (.542) shooting from the field, 4 AST, 2 REB, 2 STL and 2 BLK in 35 MIN. He scored 17 of his PTS in the 4th quarter on 6-9 (.667) shooting from the field...It was his 26th game with at least 30 PTS this season and his 22nd-straight game with a steal which tied his career-high for consecutive games with a steal...**JARRETT ALLEN** recorded his 12th double-double of the season (3rd-straight) with 29 PTS on 11-12 (.917) shooting from the field and a team-high 10 REB in 33 MIN...It was tied for his 4th-best FG% since joining the Cavs in a game where he makes at least 11 FGM...**JAYLON TYSON** chipped in 10 PTS and 6 REB in 27 MIN...**THOMAS BRYANT** contributed 10 PTS on 3-5 (.600) shooting from the field, 3 REB, 2 AST and 1 STL in 15 MIN off the bench.

CAVALIERS 124, CLIPPERS 91 – FEBRUARY 4, 2026 – INTUIT DOME – INGLEWOOD, CA – GAME #52 (31-21, 14-10 AWAY)

TEAM	1	2	3	4	OT	FINAL	FG	FGA	FG%	3FG%	FT%	OR	DR	TR	A	PF	ST	TO	BS
CLE	36	26	32	30	-	124	50	98	.510	.390	.615	13	31	44	30	12	17	9	5
LAC	18	24	26	23	-	91	37	80	.463	.214	.917	6	31	37	20	13	6	24	4
TEAM	HIGH PTS		HIGH REB		HIGH AST		TEAM		HIGH PTS		HIGH REB		HIGH AST						
CLE	D. Mitchell: 29		J. Allen: 11		D. Mitchell: 9		LAC		K. Leonard: 25		Y. Niederhäuser: 8		K. Dunn: 6						

CAVS NOTES: The Cavaliers 124-91 (+33) over the Clippers tied their largest margin of victory of the season (defeated WAS 148-115 on Nov. 7). It was also the 2nd-fewest PTS allowed by the Cavs this season and 6th time holding their opponent under 100 PTS...**DONOVAN MITCHELL** contributed a game-high 29 PTS on 10-19 (.526) shooting from the field, 9 AST, 5 REB and a game-high 4 STL in 30 MIN. It was his 5th game with at least 9 AST...**JAYLON TYSON** chipped in 17 PTS on 7-10 (.700) shooting from the field, including a perfect 3-3 from the 3-point line, 4 REB and 1 STL in 25 MIN...**JARRETT ALLEN** recorded his 11th double-double of the season with 10 PTS on 5-8 (.625) shooting from the field, a game-high 11 REB, 3 AST, 2 STL and 1 BLK in 23 MIN...**DENNIS SCHRODER** contributed 11 PTS (most in the game by a Cavs bench player), 6 AST and 3 STL in 19 MIN off the bench in his Cavaliers debut...**SAM MERRILL** recorded 11 PTS, including 3-5 (.600) shooting from the 3-point line in 21 MIN.

CAVALIERS 130, TRAIL BLAZERS 111 – FEBRUARY 1, 2026 – MODA CENTER – PORTLAND, OR – GAME #51 (30-21, 13-10 AWAY)

TEAM	1	2	3	4	OT	FINAL	FG	FGA	FG%	3FG%	FT%	OR	DR	TR	A	PF	ST	TO	BS
CLE	29	28	41	32	-	130	50	91	.549	.471	.737	10	29	39	41	15	15	14	7
POR	24	24	30	33	-	111	44	98	.449	.318	.750	17	30	47	24	17	7	23	5
TEAM	HIGH PTS		HIGH REB		HIGH AST		TEAM		HIGH PTS		HIGH REB		HIGH AST						
CLE	J. Allen: 40		J. Allen: 17		C. Porter Jr.: 12		POR		C. Love: 21		D. Clingan/R. Williams: 12		D. Clingan: 5						

CAVS NOTES: Cleveland won its 7th road game out of the last 9 opportunities...**JARRETT ALLEN** recorded his 10th double-double of the season with a CAREER-HIGH 40 PTS on 16-23 (.696) shooting from the field, a season-high 17 REB, 5 AST, 2 STL and a season-high 4 BLK in 29 MIN. He recorded 25 PTS (12-15, .800 FG%) and 10 REB in the first half alone. Allen became the first player in Cavs history to record at least 40 PTS and 15 REB in a regular season game and only the 5th player in NBA history with 40+ PTS, 17+ REB, 5+ AST, 4+ BLK and 2+ STL (Kareem Abdul-Jabbar, Joe Barry Carroll, Shaquille O'Neal and Joel Embiid). He was also the first NBA player ever to record at least 40 PTS, 15 REB, 5 AST and zero turnovers since turnovers were first tracked in 1977. He was also the 5th Cavaliers player in team history to score 40+ PTS with no made three-pointers and first since LeBron James on 4/4/10 at BOS (42 PTS, 0 3FGM)...**SAM MERRILL** recorded a season-high tying 22 PTS, including 6-8 (.750) shooting from the 3-point line, 4 AST and 2 REB in 29 MIN...**DONOVAN MITCHELL** contributed 14 PTS, 9 AST, 2 STL and 1 BLK in 31 MIN...**JAYLON TYSON** chipped in 18 PTS, including a perfect 4-4 shooting from the 3-point line, 6 AST and 3 REB in 30 MIN...**NAE'QWAN TOMLIN** recorded 12 PTS on 5-8 (.625) shooting from the field and 1 STL in 21 MIN off the bench.




CAVALIERS ALL-TIME RANKINGS

*SEVERAL CAVALIER PLAYERS MOVED UP IN THE FRANCHISE'S ALL-TIME TOP 15 CATEGORIES BELOW THIS 2025-26 REGULAR SEASON:

POINTS SCORED	FIELD GOALS MADE	3-POINTERS MADE	FTM	ASSISTS
1. L. James (23,119)	1. L. James (8,369)	1. L. James (1,251)	1. L. James (5,130)	1. L. James (6,228)
2. Z. Ilgauskas (10,616)	2. A. Carr (4,272)	2. K. Love (1,096)	2. B. Daugherty (2,741)	2. M. Price (4,206)
3. B. Daugherty (10,389)	3. B. Smith (4,182)	3. D. Garland (956)	3. Z. Ilgauskas (2,495)	3. D. Garland (2,738)
4. A. Carr (10,265)	4. Z. Ilgauskas (4,045)	4. D. MITCHELL (845)	4. J. Williams (2,106)	4. J. Bagley (2,311)
5. M. Price (9,543)	5. B. Daugherty (3,823)	5. M. Price (802)	5. M. Price (1,883)	5. T. Brandon (2,235)
6. B. Smith (9,513)	6. M. Price (3,429)	6. K. Irving (723)	6. A. Carr (1,719)	6t. F. Walker (2,115)
7. J. Williams (8,504)	7. J. Williams (3,198)	7. C. Osman (628)	7. C. Russell (1,627)	6t. K. Irving (2,115)
8. K. Irving (8,232)	8. K. Irving (3,009)	8. J. Smith (585)	8. K. Love (1,561)	8. B. Daugherty (2,028)
9. D. Garland (7,671)	9. L. Nance Sr. (2,945)	9. D. Gibson (578)	9. K. Irving (1,491)	9. A. Miller (2,015)
10. K. Love (7,663)	10. D. Garland (2,805)	10. W. Person (550)	10. W. Free (1,406)	10. A. Carr (1,820)
11. L. Nance Sr. (7,257)	11. K. Love (2,503)	11. D. Ferry (543)	11. L. Nance Sr. (1,364)	11. C. Ehlo (1,803)
12. C. Russell (6,588)	12. C. Russell (2,480)	12. M. Williams (414)	12. P. Hubbard (1,318)	12. G. Huston (1,630)
13. D. MITCHELL (6,564)	13. J. Chones (2,456)	13. S. MERRILL (394)	13. S. Kemp (1,204)	13. B. Smith (1,566)
14. W. Free (6,329)	14. T. Thompson (2,448)	14. D. WADE (386)	14. T. Thompson (1,164)	14. J. Clemons (1,549)
15. T. Thompson (6,069)	15. W. Free (2,372)	14. C. Ehlo (381)	15. D. MITCHELL (1,153)	15. B. Knight (1,441)
	16. D. MITCHELL (2,283)			17. D. MITCHELL (1,290)



BLOCKS	OFFENSIVE REBOUNDS	DEFENSIVE REBOUNDS	TOTAL REBOUNDS
1. Z. Ilgauskas (1,269)	1. Z. Ilgauskas (2,336)	1. L. James (5,156)	1. L. James (6,190)
2. J. Williams (1,200)	2. T. Thompson (2,220)	2. B. Daugherty (4,020)	2. Z. Ilgauskas (5,904)
3. L. Nance Sr. (1,087)	3. J. Williams (1,620)	3. K. Love (3,720)	3. T. Thompson (5,701)
4. L. James (695)	4. A. Varejao (1,486)	4. Z. Ilgauskas (3,568)	4. B. Daugherty (5,227)
5. E. MOBLEY (501)	5. J. Brewer (1,292)	5. T. Thompson (3,481)	5. J. Williams (4,669)
6. T. Thompson (472)	6. B. Daugherty (1,207)	6. J. Williams (3,049)	6. K. Love (4,493)
7. J. Chones (450)	7. J. ALLEN (1,131)	7. A. Varejao (2,968)	7. A. Varejao (4,454)
8. R. Hinson (430)	8. L. Nance Sr. (1,067)	8. J. Chones (2,750)	8. J. Chones (3,790)
9. J. ALLEN (421)	9. P. Hubbard (1,051)	9. J. ALLEN (2,608)	9. J. ALLEN (3,739)
10. A. Varejao (399)	10. J. Chones (1,040)	10. L. Nance Sr. (2,494)	10. L. Nance Sr. (3,561)
11. B. Daugherty (397)	11. L. James (1,034)	11. J. Brewer (2,259)	11. J. Brewer (3,551)
12. J. Brewer (353)	12. T. Hill (955)	12. E. MOBLEY (2,074)	12. B. Smith (3,057)
13. M. West (325)	13. D. Gooden (824)	13. T. Hill (1,830)	13. T. Hill (2,785)
14. E. Smith (267)	14. K. Love (773)	14. D. Gooden (1,698)	14. E. MOBLEY (2,776)
15. D. Ferry (253)	15. C. Ehlo (737)	15. D. Ferry (1,605)	15. D. Gooden (2,522)
	16. E. MOBLEY (702)		




2025-26 NOTES: JARRETT ALLEN passed LeBron James (1,034 OREB) for the 10th-most offensive rebounds in team history with his first OREB at Detroit on Oct. 27...EVAN MOBLEY passed Tyrone Hill (1,830 DREB) for 12th place in defensive rebounds at Boston on Oct. 29...EVAN MOBLEY passed Roy Hinson (430 BLK) for 7th place in blocks with his sole swat against Atlanta on Nov. 2...JARRETT ALLEN passed Jim Chones (1,040 OREB) for the 9th-most offensive rebounds in team history against Philadelphia on Nov. 5...JARRETT ALLEN passed Phil Hubbard (1,051 OREB) for 8th in offensive rebounds with his 1st OREB at Miami on Nov. 10...DONOVAN MITCHELL became just the 6th player in Cavs history to reach 700 threes with his 1st triple at Miami on Nov. 10...DONOVAN MITCHELL passed Kyrie Irving (723 3FG) for 5th place in three-pointers with his 5th triple against the L.A. Clippers on Nov. 23...EVAN MOBLEY passed Jim Chones (450 BLK) for 6th place in blocks with his 1st swat at Indiana on Dec. 1...JARRETT ALLEN passed Brad Daugherty (397 BLK) for 10th place in blocks with his first swat at Chicago on Dec. 17...JARRETT ALLEN passed Anderson Varejao (399 BLK) for 9th place in blocks with his first swat versus Chicago on Dec. 19 while also surpassing Larry Nance Sr. (1,067 OREB) for 7th place in offensive rebounds...DONOVAN MITCHELL scored his 6,000th point as a Cavalier with his 8th point at San Antonio on Dec. 29...JARRETT ALLEN moved past Jim Brewer (3,551 REB) for 10th place in total rebounds at San Antonio on Dec. 29...JARRETT ALLEN passed Larry Nance Sr. (3,561 REB) for 9th place in total rebounds against Phoenix on Dec. 31...JARRETT ALLEN moved past Larry Nance Sr. (2,494 DREB) for 9th in defensive rebounds against Denver on Jan. 2...DONOVAN MITCHELL passed Tristan Thompson (6,069 PTS) for 14th place in scoring with his first points against Detroit on Jan. 4...EVAN MOBLEY passed Tristan Thompson (472 BLK) for 5th place in blocks with his first swat against Detroit on Jan. 4...DONOVAN MITCHELL passed Mark Price (802 3FG) for the 4th-most three-pointers with his 4th triple against Utah on Jan. 12...DONOVAN MITCHELL passed World B. Free (6,329 PTS) for 13th place in scoring with his 28th point at Orlando on Jan. 24.



REGULAR SEASON MILESTONES

*YELLOW HIGHLIGHT INDICATES PLAYER IS NEAR MILESTONE


JARRETT ALLEN			
8,000 PTS (7,916)	Needs 84		
6,000 REB (5,595)	Needs 405		
800 BLK (740)	Needs 60		
250 DBL-DBL (242)	Needs 8		
THOMAS BRYANT		KEON ELLIS	
400 GP (372)	Needs 28	2,000 PTS (1,259)	Needs 741
2,000 REB (1,814)	Needs 186	300 3FG (273)	Needs 27
		300 STL (230)	Needs 70
JAMES HARDEN		SAM MERRILL	
29,000 PTS (28,863)	Needs 137	2,000 PTS (1,554)	Needs 446
9,000 FGM (8,512)	Needs 488	500 3FGM (422)	Needs 78
3,500 3FG (3,318)	Needs 682		
7,000 REB (6,701)	Needs 299		
9,000 AST (8,700)	Needs 300		
DONOVAN MITCHELL		EVAN MOBLEY	
15,000 PTS (14,798)	Needs 202	300 3FGM (200)	Needs 100
600 GP (590)	Needs 10	600 BLK (501)	Needs 99
1,900 3FG (1,803)	Needs 97	6,000 PTS (5,164)	Needs 836
1,000 STL (819)	Needs 181	3,000 REB (2,776)	Needs 224
3,000 AST (2,832)	Needs 168	1,000 AST (954)	Needs 46
20,000 MIN (19,963)	Needs 37		
LARRY NANCE JR.		DENNIS SCHRÖDER	
600 GP (571)	Needs 29	900 GP (886)	Needs 14
300 3FGM (257)	Needs 43	1,200 3FG (1,119)	Needs 81
		13,000 PTS (12,278)	Needs 722
MAX STRUS		DEAN WADE	
800 3FGM (709)	Needs 91	2,000 PTS (1,730)	Needs 270
4,000 PTS (3,209)	Needs 791	1,000 DREB (964)	Needs 36

2025-26 NOTES: DEAN WADE recorded his 100th career block against Toronto on Oct. 31... LONZO BALL played in his 300th career game against Houston on Nov. 19... DEAN WADE played in his 300th career game against the L.A. Clippers on Nov. 23... DONOVAN MITCHELL made his 1,700th career three-pointer with his 1st triple against Portland on Dec. 3... THOMAS BRYANT scored his 3,000th career point with his 6th point against Portland on Dec. 3... DONOVAN MITCHELL scored his 14,000th career point with his 7th point against Golden State on Dec. 6... JARRETT ALLEN made his 3,000th career field goal with his 3rd basket at Chicago on Dec. 17... DONOVAN MITCHELL made his 5,000th career field goal with his 2nd basket against Charlotte on Dec. 22... DONOVAN MITCHELL grabbed his 2,000th career defensive rebound with his 3rd one at Houston on Dec. 27... EVAN MOBLEY appeared in his 300th career game and grabbed his 2,000th career defensive rebound against Detroit on Jan. 4... JARRETT ALLEN dished out his 1,000th career assist at Indiana on Jan. 6... EVAN MOBLEY scored his 5,000th career point with his 18th point at Minnesota on Jan. 8... JARRETT ALLEN played in his 600th career game against Oklahoma City on Jan. 19... DONOVAN MITCHELL recorded his 800th career steal against Oklahoma City on Jan. 19... LONZO BALL made his 700th career three at Orlando on Jan. 24... EVAN MOBLEY recorded his 500th career block and 200th career three-pointer against Orlando on Jan. 26... SAM MERRILL made his 400th career three-pointer with his 1st triple at Phoenix on Jan. 30... SAM MERRILL played in his 200th career game at Portland on Feb. 1... DONOVAN MITCHELL made his 1,800th career three-pointer at Denver on Feb. 9... KEON ELLIS played in his 200th career game against Washington on Feb. 11.

2025-26 SEASON NOTES

WELCOME TO THE LAND: In addition to acquiring Keon Ellis and Dennis Schröder just before the trade deadline, the Cavaliers also landed **11-time NBA All-Star JAMES HARDEN**, one of the league's most decorated players (see below):

- *NBA 75th Anniversary Team (2022)*
- *NBA Most Valuable Player (2018)*
- *6-time All-NBA First Team selection (2014, 2015, 2017-2020)*
- *2-time All-NBA Third Team selection (2013, 2025)*
- *11-time NBA All-Star (2013-22, 2024)*
- *3-time scoring champion (2018-2020)*
- *2-time NBA assist leader (2017, 2023)*
- *NBA Sixth Man of the Year in 2012,*
- *2-time gold medalist (2012 Olympics, 2014 FIBA World Cup).*
- *NBA All-Rookie Second Team (2010)*



HARDEN AMONG THE ALL-TIME RANKS: JAMES HARDEN ranks among the NBA's all-time leaders in the following categories:

NBA ALL-TIME HISTORY FOR HARDEN					
POINTS (7-10 RANKING)		ASSISTS (10-13 RANKING)		TRIPLE-DOUBLES (5-8 RANKING)	
7. Dirk Nowitzki	31,560	10. Isiah Thomas	9,061	5. LeBron James	123
8. Wilt Chamberlain	31,419	11. Gary Payton	8,966	6. Jason Kidd	107
9. JAMES HARDEN	28,863	12. JAMES HARDEN	8,700	7. Luka Doncic	88
10. Shaquille O'Neal	28,596	13. Andre Miller	8,524	8. JAMES HARDEN	82
GAMES PLAYED (50-53 RANKING)		STEALS (17-20 RANKING)		3FGM (1-4 RANKING)	
50t. Derek Harper	1,199	17. Kobe Bryant	1,944	1. Stephen Curry	4,233
50t. Eddie Johnson	1,199	18. Isiah Thomas	1,861	2. JAMES HARDEN	3,318
52. JAMES HARDEN	1,198	19. Kevin Garnett	1,859	3. Ray Allen	2,973
53. Dikembe Mutombo	1,196	20. JAMES HARDEN	1,773	4. Klay Thompson	2,837
FTM (1-4 RANKING)		20-PT GAMES (9-12 RANKING)		30-PT GAMES (11-14 RANKING)	
1. Karl Malone	9,787	9. Carmelo Anthony	796	11. Allen Iverson	345
2. LeBron James	8,799	10. Wilt Chamberlain	771	12. Elgin Baylor	343
3. Moses Malone	8,531	11. JAMES HARDEN	770	13. JAMES HARDEN	342
4. JAMES HARDEN	8,521	12. Dominique Wilkins	756	14. Stephen Curry	325
40-PT GAMES (1-5 RANKING)		50-PT GAMES (1-5 RANKING)		60-PT GAMES (1-5 RANKING)	
1. Wilt Chamberlain	271	1. Wilt Chamberlain	118	1. Wilt Chamberlain	32
2. Michael Jordan	173	2. Michael Jordan	31	2. Kobe Bryant	6
3. Kobe Bryant	122	3t. JAMES HARDEN	25	3. Damian Lillard	5
4. JAMES HARDEN	107	3t. Kobe Bryant	25	4t. JAMES HARDEN	4
5. Elgin Baylor	88	5. Elgin Baylor	17	4t. Michael Jordan	4

With his 28,597th career point on Jan. 2 vs. Charlotte, Harden surpassed Shaquille O'Neal (28,596) for sole possession of **9th place on the NBA's All-Time Scoring List**.

GOING HARD(EN) IN 2025-26: This season, Harden is averaging **25.0 points (17th-best in the NBA)**, **8.2 assists (5th-best in the NBA)**, **4.9 rebounds** and **1.23 steals in 35.2 minutes**, while shooting a **career-high .902 from the free throw line (6th in the NBA)**. He is **1 of just 3 players** this season averaging at least 25.0 points per game and 8.0 assists per game. Harden has also made **143 three-pointers, the 21st-most in the NBA this season**.

4TH QUARTER TAKEOVER: In Harden's first game with Cleveland, a win in Sacramento on Feb. 7, Harden (**15 PTS in 4Q**) and Mitchell (**17 PTS in 4Q**) became the **1st Cavaliers teammates in the NBA Play-By-Play era to score 15+ PTS in a 4th quarter**.



2025-26 SEASON NOTES (CONT.)

SINCE DEC. 29: The Cavs have **THE BEST RECORD IN THE NBA SINCE DEC. 29 at 17-5**, including an **10-2 mark on the road over this stretch**. Cleveland is also **10-1 over the last 11 games**.

NBA'S BEST OVERALL RECORDS SINCE DEC. 29		NBA'S BEST ROAD RECORDS SINCE DEC. 29	
TEAM	OVERALL RECORD	TEAM	ROAD RECORD
1. CLEVELAND	17-5 (.773)	1. Detroit	7-1 (.875)
2. Detroit	16-5 (.762)	2. CLEVELAND	10-2 (.833)
3t. LA Clippers	16-7 (.696)	3. Charlotte	10-3 (.769)
3t. Boston	16-7 (.696)	4. Boston	8-3 (.727)

NEXT MAN UP: In only **55 games this season**, the Cavaliers have already had **26 different starting lineups** with players missing a total of **194 games this year due to injury, illness or personal reasons**. Last season, Cleveland had **23 different starting lineups all year** and **172 games missed because of injuries, illness or personal reasons**.

LAST SEASON VS. THIS SEASON	
2024-25 # OF STARTING LINEUPS	2025-26 # OF STARTING LINEUPS
23	26
IN 82 GAMES PLAYED	IN 55 GAMES SO FAR

TOP 10 FROM LONG DISTANCE: The Cavs are currently connecting on **14.7 threes per game**, the **6th-MOST** in the NBA this season.

RECORD STREAK: From 4/6/24 to 12/3/25, the Cavs made **10+ threes in an NBA-RECORD 110 CONSECUTIVE REGULAR SEASON GAMES**. The previous mark was 97 straight outings by Houston from 12/13/18-1/18/20.

20 TRIPLES: Cleveland has made **20+ 3FG on 7 occasions this season**, including against Atlanta on Nov. 2 (20 3FG), at Washington on Nov. 7 (20 3FG), at Miami on Nov. 10 (21 3FG), vs. Boston on Nov. 30 (20 3FG), **a season-high vs. Charlotte on Dec. 22 (24 3FG)**, against New Orleans on Dec. 23 (20 3FG) and at Philadelphia on Jan. 14 (20 3FG)

10 FROM DEEP IN A QUARTER: At Boston on Oct. 29, the Cavs shot **10-12 (.833) from three in the opening period, just one triple shy of tying the franchise record for three-pointers made in a single quarter** (11 in 1Q vs. LAC on 1/31/10). It also marked just the **2nd time in team history the team made 10+ triples on .800+ 3FG% in a single quarter** (also against LAC on 1/31/10 - 11-13, .846 3FG%).

LONGEST STREAKS WITH 10+ 3FGM IN NBA HISTORY (REGULAR SEASON)	
TEAM/DATE	STREAK
CLE (4/6/24-12/3/25)	110
HOU (12/13/18-1/18/20)	97
UTA (8/3/20-11/6/21)	87
*Cavs set the record on 11/10 at MIA	

MOST 3FGM IN A SINGLE QUARTER IN CAVS HISTORY (REGULAR SEASON)	
DATE & OPP.	3FGM / QTR
1/31/10 vs. LAC	11 (1Q)
10/29/25 at BOS	10 (1Q)
4/8/25 vs. CHI	10 (2Q)
4/4/25 at SAS	10 (1Q)
4/10/22 vs. MIL	10 (1Q)
11/29/19 MIL	10 (3Q)
11/23/16 vs. POR	10 (1Q)

2025-26 SEASON NOTES (CONT.)

80 IN THE PAINT: Cleveland scored **80 points in the paint** in their win over San Antonio on Dec. 5, the franchise's **MOST** since paint points have been tracked (1996-97). Their previous high was 78 points in the paint vs. WAS on 3/17/23.

POWER POINTS: The Wine & Gold's offense is putting up **120.0 PPG (2nd-highest in team history, 2nd-best in NBA)**.

HIGHEST PPG IN CAVS SINGLE SEASON HISTORY	
CAVS SEASON	PPG
2024-25	121.9
2025-26	120.0
1979-80	114.1

128 OR BETTER: The Cavs scored **AT LEAST 128 POINTS IN 5 STRAIGHT GAMES FROM NOV. 5-12, THE LONGEST SUCH STREAK IN FRANCHISE HISTORY**. The previous record was 3 in a row, set last season (Feb. 7-12, 2025).

148 BIG ONES: The Cavs defeated the Wizards by a score of 148-114 on Nov. 7, tying their **3rd-most points EVER** scored in a regular season game.

MOST POINTS SCORED BY CAVS IN A REGULAR SEASON GAME (ALL-TIME)	
DATE / OPPONENT	POINTS
1/29/80 vs. LAL	154
12/27/24 at DEN	149
11/7/25 at WAS	*148
12/17/91 vs. MIA	148
1/20/21 vs. BKN	147
1/10/26 vs. MIN	*146
<i>*HAPPENED THIS SEASON</i>	



280 POINTS IN 2 GAMES: The Cavs scored a **combined 280 POINTS** in two games twice this season (Nov. 5-7 and Dec. 22-23), both tying the **2nd-highest scoring output in any 2-game span in franchise history**. The team record for most points in a 2-game span is 281 POINTS, set last season (1/30-2/2/2025).

CLEANING THE OFFENSIVE BOARDS: The Cavs have grabbed **25+ offensive rebounds** twice this season (26 at Miami on Nov. 10 and 25 OREB at Washington on Nov. 7. **Prior to this season, the last time the Cavs recorded 25+ offensive rebounds in a single game was 2/5/14 vs. LA Lakers (27 OREB)**).

MOST OFFENSIVE REBOUNDS BY CAVS IN A REGULAR SEASON GAME SINCE 2020	
DATE / OPPONENT	OREB
2/5/14 vs. LAL	27
2/25/05 at IND	26
11/10/25 at MIA	26
11/18/05 vs. ORL	25
11/7/25 at WAS	25

2025-26 SEASON NOTES (CONT.)

5 CAVS WITH 20+ PTS: In the Jan. 10th win against Minnesota, the Cavs had 5 players score 20+ PTS in a single game for just the **2nd time in franchise history** and for the **1st time in nearly 54 years**. The only other time they accomplished this was 3/14/1972 at BAL (OT): Austin Carr - 33, Rick Roberson - 23, Butch Beard - 22, John Johnson - 22, Walt Wesley - 20.

1/10/26 VS. MINNESOTA - FIVE CAVS PLAYERS EACH SCORED 20+ PTS FOR JUST THE 2ND TIME IN TEAM HISTORY



9 CAVS WITH 10+ PTS:

In a win over New Orleans on Dec. 23, the Cavs had **9 players score 10+ PTS for just the 2ND TIME IN FRANCHISE HISTORY**.

The only other time the Cavs had 9 players score 10+ PTS in a single game was 11/10/1992 vs. Washington.

3 CAVS WITH 27+ PTS:

In Cleveland's win against Charlotte on Dec. 22, Donovan Mitchell (30 PTS), Darius Garland (27 PTS) and De'Andre Hunter (27 PTS) became the **4th trio in Cavs history to score 27+ PTS apiece in the same game**.

12/23/25 vs. NOP

9 CAVS SCORED 10+ PTS

FOR JUST THE 2ND TIME IN FRANCHISE HISTORY!

Mitchell - 27 PTS
Merrill - 22 PTS
Tyson - 18 PTS
Bryant - 15 PTS
Allen - 14 PTS
Porter - 12 PTS
Wade - 11 PTS
Garland - 10 PTS
Hunter - 10 PTS

3 PLAYERS WITH 27+ PTS IN THE SAME GAME (CAVALIERS HISTORY)

DATE / OPPONENT	CAVS PLAYERS		
12/23/25 vs. NOP	DONOVAN MITCHELL (30)	DARIUS GARLAND (27)	DE'ANDRE HUNTER (27)
12/14/02 vs. DEN	Zydrunas Ilgauskas (29)	Dajuan Wagner (29)	Ricky Davis (27)
1/29/80 vs. LAL	Mike Mitchell (34)	Dave Robish (32)	Randy Smith (31)
3/22/72 vs. LAL	Rick Roberson (29)	John Johnson (28)	Bingo Smith (27)

***Mitchell, Garland and Hunter became the 1st trio in franchise history to each tally 27+ PTS and 4+ 3FG in the same game.**

2025-26 SEASON NOTES (CONT.)

THE DPOY: 2024-25 NBA DEFENSIVE PLAYER OF THE YEAR, EVAN MOBLEY, is averaging 17.9 PTS, 8.8 REB (15th in NBA), 4.0 AST, 0.90 STL and a CAREER-HIGH 1.95 BLK (4th in NBA) in 33.4 MIN so far this season. He also has 17 double-doubles (T-16th in NBA).

SCORING, REBOUNDING, ASSISTING, STEALING & BLOCKING: Mobley is THE ONLY PLAYER IN THE NBA THIS SEASON averaging at least 17.0 PPG, 8.0 RPG, 4.0 APG, 0.90 SPG and 1.75 BPG.

LINE 'EM UP: In a win over Milwaukee on Oct. 26, Mobley became the first Cavs player to finish 12-12 or better from the FT line since LeBron James on Nov. 5, 2014 (12-12 FT at Utah).



NBA BLOCKS PER GAME LEADERS (2025-26)

PLAYER	BPG
1. Victor Wembanyama (SAS)	2.65
2. Alexandre Sarr (WAS)	1.98
3. Chet Holmgren (OKC)	1.96
4. EVAN MOBLEY (CLE)	1.95

TOP 5: Mobley has moved into the Cavaliers Top 5 in career blocks this season, passing Jim Chones for 6th on Dec. 1 and Tristan Thompson for 5th on Jan. 4.

5,000 POINTS: At Minnesota on Jan. 8, Mobley scored his 5,000th career point with his final basket in the game. Mobley became the 4th player in Cavs history to reach 5,000 PTS before turning the age of 25 (LeBron James, Kyrie Irving and Darius Garland).

THIRD NBA PLAYER EVER!: In a win over Sacramento on Jan. 23, Mobley recorded a season-high tying 29 points, a game-high 13 rebounds, seven assists (zero turnovers) and a game-high four blocks in 35 minutes. Mobley became the 3rd player in NBA history to record at least 29 points, 13 rebounds, seven assists and four blocks while committing zero turnovers in a game, joining Shaquille O'Neal (11/26/99 vs. NJ) and Hakeem Olajuwon (3/3/90 vs. GSW). Mobley is also the first player in league history to accomplish this feat while playing under 40 minutes.

MOST BLOCKS IN CAVS HISTORY (4-7)

PLAYER	BLK
4. LeBron James	695
5. EVAN MOBLEY	501
6. Tristan Thompson	472
7. Jim Chones	450

JAN. 23 WIN VS. SACRAMENTO



3RD PLAYER IN NBA HISTORY TO POST:
29+ PTS, 13+ REB, 7+ AST, 4+ BLK, 0 TOs

2025-26 SEASON NOTES (CONT.)

7-TIME ALL-STAR:



DONOVAN MITCHELL has been selected as a 2026 NBA All-Star, his 7th consecutive All-Star selection (2020–2026) and his 4th as a member of the Cavs (2023–2026). He joins LeBron James (10x), Brad Daugherty (5x), Mark Price (4x) and Kyrie Irving (4x) as the only players in Cavaliers history to earn four or more NBA All-Star selections while playing for the Wine and Gold.

SPIDA'S WEB:

This season, DONOVAN MITCHELL is averaging a CAREER-HIGH 29.0 PTS (5th in NBA) on .487 FG%, (.376 3FG%), 4.5 REB, 5.9 AST (23rd in NBA) and 1.55 STL (7th) in 33.7 MPG. He also ranks 1st in THE NBA in 3FGM (185 3FG) & 12th in +/- (+304).

29 GOOD ONES: Mitchell is 1 OF 3 PLAYERS IN THE NBA averaging at least 29.0 PPG on .480+ FG% and .370+ 3FG%. (Shai Gilgeous-Alexander, Anthony Edwards).

- **FIRST 20 GAMES:** Mitchell is the 2ND PLAYER IN NBA HISTORY to register 30.0+ PPG, .500+ FG% and 80+ 3FG in his first 20 games of a season (Stephen Curry).

EAST POW: Mitchell earned the Eastern Conference Player of the Week for Week 5 (Nov. 17-23), his 9th career POW award and 6th with the Cavaliers.



PPG LEADERS ('25-26)

SPIDA RANKS 5TH

32.8 – Luka Dončić (LAL)
31.8 – Shai Gilgeous-Alexander (OKC)
29.3 – Anthony Edwards (MIN)
29.3 – Jaylen Brown (BOS)
29.0 – DONOVAN MITCHELL (CLE)
28.9 – Tyrese Maxey (PHI)

MOST 30-PT GAMES ('25-26)

SPIDA RANKS 3RD

34 – Shai Gilgeous-Alexander (OKC)
29 – Luka Dončić (LAL)
28 – DONOVAN MITCHELL (CLE)
27 – Jaylen Brown (BOS)
25 – Anthony Edwards (MIN)
23 – Tyrese Maxey (PHI)

***MITCHELL LEADS THE NBA IN 2ND HALF PPG (17.1) & RANKS 2ND IN 4TH QUARTER PPG (8.2)**

MOST PLAYER OF THE WEEK AWARDS IN CAVS HISTORY

PLAYER	PLAYER OF THE WEEK AWARDS
1. LeBron James	42
2. DONOVAN MITCHELL	6
3. Kyrie Irving	4

26.8

Mitchell's PPG since joining the Cavs in 2022–23, the 2ND-HIGHEST CAREER PPG IN FRANCHISE HISTORY, behind only LeBron James (27.2).

MOST 20-PT GAMES IN CAVS HISTORY (6–8) (REGULAR SEASON)

PLAYER (6–8 RANKING)	# OF 20-PT GAMES
6. Mark Price	192
7. DONOVAN MITCHELL	186
8. Darius Garland	177

Mitchell passed Kevin Love (152) for the 9th–most 20-PT games on 11/8/25 vs. CHI and Zydrunas Ilgauskas (157) for the 8th–most on 11/19/25 vs. HOU.

MOST 30-PT GAMES IN CAVS HISTORY (REGULAR SEASON)

PLAYER	# OF 30-PT GAMES
1. LeBron James	324
2. DONOVAN MITCHELL	99
3. World B. Free	58

Mitchell has 28 games of 30+ PTS this season.

MOST 40-PT GAMES IN CAVS HISTORY (REGULAR SEASON)

PLAYER	# OF 40-PT GAMES
1. LeBron James	51
2. DONOVAN MITCHELL	24
3. Kyrie Irving	11

Mitchell holds the TEAM RECORD for games with 40+ PTS & 5+ 3FG with 16, breaking LeBron James' mark of 12 on 11/5/25 vs. PHI.

2025-26 SEASON NOTES (CONT.)

EFFICIENT 46 POINTS: In a win over Philadelphia on Nov. 5, Mitchell erupted for a **then season-high 46 PTS on 15-21 (.714)** shooting, including 6-11 from three, 4 REB and 8 AST. It was **TIED FOR THE 3RD-HIGHEST FG% IN A 40-PT EFFORT IN CAVALIERS HISTORY!** The only better shooting nights in a 40-PT game in team history: .826 (41 PTS) by Mike Mitchell on 2/17/81 and .783 (42 PTS) by Austin Carr on 4/10/77.

8 FROM DEEP: After his 37-PT, 8-3FG performance vs. Atlanta on Nov. 2, Mitchell extended his **already team record for games with 8+ 3FG to 7 games.**

200 GAMES WITH THE WINE & GOLD: Mitchell appeared in his **200th regular season game as a Cavalier** on Nov. 2 vs. Atlanta. He currently has the **highest win % among all Cavs players who have played in at least 200 games with the Wine & Gold.**

ON A HEATER: At Miami on Nov. 10, Mitchell recorded **28 PTS, a CAREER-HIGH 15 REB, 8 AST and 3 3FG**, becoming the **1st player in Cavs history to reach all of those marks in a single game.**

BEST REGULAR SEASON WIN % IN CAVS HISTORY (MINIMUM 200 GAMES)

CAVS PLAYER	WIN %
1. DONOVAN MITCHELL	.682 (167-78)
2. Mo Williams	.665 (151-76)
3. LeBron James	.643 (546-303)
4. EVAN MOBLEY	.643 (200-111)
5. JR Smith	.635 (162-93)

48-POINT EXPLOSION: In a win at Washington on Dec. 12, Mitchell went off for a **season-high 48 PTS**, his 32nd career 40-PT regular season performance (23rd with Cavs). He also scored 35 PTS in the 2nd half, including 24 PTS in the final quarter.

SPIDA'S BIG NIGHT IN D.C. 12/12/25



2nd-most by Mitchell in an NBA regular season game (behind only his 71-PT night vs. CHI on 1/2/23)




His 8th time with 8+ 3FG in an NBA regular season game. (he was just 1 triple shy of his career high of 9 3FG vs. CHI on 3/16/22)



His most in any 4th Quarter and Tied for 2nd-most EVER by a Cavs player in the final period (behind only Darius Garland's 27-PT 4th Q vs. MIN on 11/13/22)

2025-26 SEASON NOTES (CONT.)

HIGHEST FG% IN CAVS HISTORY: Since joining the Cavaliers in 2020-21, **JARRETT ALLEN** has a .652 FG%, the highest mark in franchise history (minimum 500 FGM).

THE ONLY PLAYERS IN NBA HISTORY WITH 9+ GAMES OF 25+ PTS ON .900+ FG%: WILT CHAMBERLAIN AND JARRETT ALLEN		HIGHEST FG% IN CAVS HISTORY (MIN. 500 FGM)	
NBA PLAYER	# OF SUCH GAMES	CAVS PLAYER	FG%
WILT CHAMBERLAIN	12	1. JARRETT ALLEN	.652
JARRETT ALLEN	9	2. Mark West	.553
LIKE WILT: Allen shot 11-12 (.917) for 29 PTS at SAC on 2/7, joining Wilt Chamberlain (12) with 9+ games of 25+ PTS on .900+ FG%,		3. EVAN MOBLEY	.542
		This season, Allen ranks 7 th in the NBA in FG% (.623).	



POURING DOWN PORTLAND: In a win at Portland on Feb. 1, **JARRETT ALLEN** stuffed the stat sheet, tallying a career-high 40 PTS (16-23 FG), his 1st 40-PT game of his NBA career, a season-high 17 REB, a season-high tying 5 AST, a season-high 4 BLK, 2 STL and 0 TOV in 29:30 MIN. See below for historical achievements he made that night:

**2/1/26
AT POR**

***40 PTS
17 REB
5 AST
4 BLK
2 STL
29:30 MIN**

***career high**

**1st PLAYER
IN CAVS HISTORY
TO RECORD
40+ PTS & 17+ REB
IN ANY GAME**

**1st PLAYER
IN NBA HISTORY
TO RECORD
40+ PTS, 15+ REB &
5+ AST IN UNDER
30 MIN**

**THE ONLY PLAYERS
IN NBA HISTORY TO
RECORD 40+ PTS, 17+ REB,
5+ AST, 4+ BLK & 2+ STL:**

JARRETT ALLEN (2/1/26)
Kareem Abdul-Jabbar (12/13/75)
Joe Barry Carroll (2/1/87)
Shaquille O'Neal (3/23/01)
Joel Embiid (2/19/21)

**1st PLAYER
IN CAVS HISTORY
TO RECORD
25+ PTS, 10+ REB &
2+ BLK IN A
SINGLE HALF**

**1st PLAYER
IN NBA HISTORY
TO RECORD
40+ PTS, 15+ REB,
5+ AST & 0 TOV**

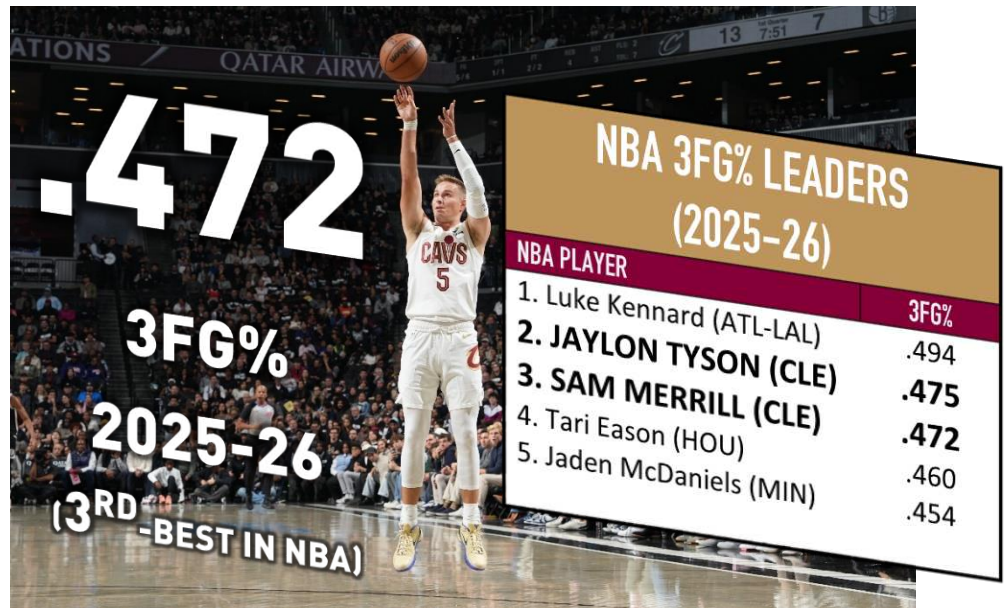
2025-26 SEASON NOTES (CONT.)

SAM'S HISTORICAL 4-GAME RUN: In the first 4 games of the season, **SAM MERRILL** set the **team record for most 3FGM** through the first 4 games of any season in Cavaliers history with **18 3FG**.

OFF TO A CAREER YEAR: On the season, Merrill is averaging a **CAREER-HIGH 13.6 PTS**, shooting **.472** from beyond the arc (3rd in NBA), in **25.3 MPG**.

4+ THREES: Merrill has connected on **4+ triples** in **16 of his 31 appearances** this season.

HE'S ON FIRE!: From Dec. 31-Jan. 10, Merrill made **4+ 3FG** in a franchise-record tying **5 consecutive games**, shooting a combined **25-43 (.581)** from three while averaging **18.4 PPG** over that stretch. **HE ALSO SET THE TEAM RECORD WITH 4 STRAIGHT GAMES OF 5+ TRIPLES FROM JAN. 4-10.**




TWO OF THE BEST FROM DEEP: **SAM MERRILL** and **JAYLON TYSON** both rank in the **Top 3** in the NBA in **3FG%**, the only teammates to do so this season.

CAREER-HIGH NIGHT: In a win at Washington on Feb. 11, **SAM MERRILL** tied his career high with **9 triples** and scored a career-best **32 PTS (11-12 FG, 9-10 3FG)** in **25 MIN**. It was his 2nd time with 9+ 3FG in a game, making him the **1st player** in Cavs history to have multiple games with 9 threes or more. See below for more info on Merrill's big night:

MOST THREE-POINTERS MADE IN A SINGLE GAME IN CAVS HISTORY		ONLY PLAYERS IN CAVS HISTORY TO SCORE 30+ PTS ON .900+ FG%		PLAYERS IN NBA HISTORY TO TALLY 25+ PTS ON 1.000 FG% WHILE MAKING 7+ 3FG IN A SINGLE HALF	
CAVS PLAYER	3FGM IN GAME	CAVS PLAYER	DATE / OPPONENT	NBA PLAYER	DATE / HALF
1. Kyrie Irving	11 (1/28/15 vs. POR)	Brad Daugherty	2/21/92 vs. SAC	Jalen Brunson	12/15/23 vs. PHX
2t. Darius Garland	10 (11/13/22 vs. MIN)	30 PTS (.929 FG%)		2 nd half (35 PTS, 8 3FG)	
2t. CJ Miles	10 (1/7/14 vs. PHI)	Georges Niang	1/17/24 vs. MIL	Tyrese Maxey	10/28/22 vs. TOR
4t. Sam Merrill	9 (2/2/25 Vs. DAL)	33 PTS (.929 FG%)		1 st half (27 PTS, 7 3FG)	
4t. SAM MERRILL	9 (2/11/26 vs. WAS)	SAM MERRILL	2/11/26 vs. WAS	SAM MERRILL	2/11/26 vs. WAS
		32 PTS (.917 FG%)		1 st half (26 PTS, 7 3FG)	

2025-26 SEASON NOTES (CONT.)

JT'S SECOND SEASON: JAYLON TYSON, a **2026 CASTROL RISING STAR** , is averaging career-bests **13.9 PTS** (.514 FG%, .475 3FG%-2nd best in NBA), **5.4 REB**, **2.3 AST**, **0.86 STL** and **0.40 BLK** in **27.8 MPG**, scoring in double-digits in 35 outings, including a career-best 15 straight outings (Jan. 10-present).


WHAT A

DECEMBER: In 14 December games, Tyson averaged **15.8 PTS** and **6.7 REB** while shooting a combined .553 (89-161) FG% and .444 (24-54) 3FG%. From Dec. 1-5, he became just the 3rd Cavs player EVER to shoot .725+ FG% over a 3-game span on 37+ attempts, joining LeBron James and Mark Price.

TYSON TAKEOVER

ON THE GLASS: At Houston on Dec. 27, Tyson tallied **23 PTS** and a career-high **15 REB** (8 OREB). His 8 OREB were tied

for the most OREB by a Cavalier this season. His 5 OREB in the 4th quarter were also the most OREB in a quarter by a Cavs player since Jarrett Allen (5 OREB) on 1/9/25 vs. TOR.

 **UNSTOPPABLE IN PHILLY:** In a win at Philadelphia on Jan. 16, Tyson posted a **CAREER-HIGH 39 PTS** on an efficient 13-17 FG (7-9 3FG) and 6-6 FT. Tyson became just the **3RD CAVS PLAYER EVER TO SCORE 39+ PTS ON 17 OR FEWER FIELD GOAL ATTEMPTS** (KEVIN LOVE ON FEB. 6, 2017 & ROY HINSON ON JAN. 28, 1986). He was also the **8th-youngest Cav to score 39+ points in a game** (chart below).

'24-25

PPG – 3.6
RPG – 2.0
APG – 0.9
SPG – 0.28
BPG – 0.06
MPG – 9.6
FG% – .430
3FG% – .345

'25-26

PPG – 13.9
RPG – 5.4
APG – 2.3
SPG – 0.86
BPG – 0.40
MPG – 27.8
FG% – .514
3FG% – .475

* ALL CAREER HIGHS

JAYLON'S JUMP

JAN. 16 WIN AT PHILADELPHIA

TYSON PUNCHOUT: CAREER-HIGH 39 PTS (13-17 FG, 7-9 3FG, 6-6 FT)



YOUNGEST CAVS PLAYERS TO SCORE 39+ PTS

AGE (YEARS-DAYS)	CAVS PLAYER
19-088	LeBron James
20-267	Kyrie Irving
21-060	Collin Sexton
22-041	Darius Garland
22-179	Brad Daugherty
23-015	Ron Harper
23-033	Cliff T. Robinson
23-045	JAYLON TYSON

2025-26 SEASON NOTES (CONT.)

CRAIG MAKES HISTORY: In a come-from-behind win at Miami on Nov. 12, **CRAIG PORTER JR.** became the **first** player in Cavs history to put up **19 PTS, 9 AST, 3 STL and 4 BLK** in a single game.

C 2ND NBA BENCH PLAYER EVER: Porter was also just the **2nd player in NBA history to record those numbers off the bench**, joining Portland's Clifford Robinson on 1/20/1993 at Minnesota (22 PTS, 8 AST, 3 STL, 4 BLK).

C ANOTHER STELLAR PERFORMANCE: Porter made another historical feat in Cleveland's win at Indiana on Jan. 6, becoming the **4th player in Cavs history (1st off the bench) to finish with at least 8 PTS, 9 REB, 9 AST, 3 BLK and 2 STL** (LeBron James, Larry Nance, Brad Daugherty). He was also the **2nd player with those numbers off the bench in NBA history** (Baron Davis).

C CRAIG KEEPS MAKING HISTORY: In the Cavs' win at Portland on Jan. 1, Porter tallied a **CAREER-HIGH 12 AST, a CAREER-HIGH 5 STL and 2 BLK** in 28 MIN off the bench. Porter became the **FIRST PLAYER IN NBA HISTORY to record 12+ AST, 5+ STL and 2+ BLK off the bench.**



RECENT TRANSACTIONS:

2/14/26 – Signed forward Riley Minix to a two-way contract.

2/11/26 – Converted forward Nae’Qwan Tomlin to a standard NBA contract.

2/4/26 – Acquired guard James Harden from the LA Clippers in exchange for guard Darius Garland and draft considerations.

2/1/26 – Waived forward Luke Travers; Also acquired guards Dennis Schröder and Keon Ellis from the Sacramento Kings and forward Emanuel Miller from the Chicago Bulls in a three-team trade; As part of the deal, the Cavaliers sent forward De’Andre Hunter to Sacramento and draft considerations to Chicago, while the Kings traded forward Dario Šarić and a second-round draft pick to Chicago.

1/28/26 – Signed forward Tristan Enaruna to a two-way contract.

1/27/26 – Waived forward Chris Livingston.

11/4/25 – Signed forward Chris Livingston to a two-way contract.

10/22/25 – Exercised third-year team option on guard Jaylon Tyson.

9/25/25 – Signed center Thomas Bryant.

7/14/25 – Signed President of Basketball Operations Koby Altman and the team’s executive front office to multi-year contract extensions through 2030; The extensions also include General Manager Mike Gansey, Assistant General Manager Brandon Weems, Vice President of Basketball Operations/General Counsel Jason Hillman and Vice President of Basketball Strategy and Personnel Jon Nichols.

7/6/25 – Signed forward/center Larry Nance Jr.; Re-signed guard Sam Merrill to a multi-year contract; Acquired guard Lonzo Ball in a trade with the Chicago Bulls, and as part of the trade, the Cavaliers sent forward Isaac Okoro to Chicago.

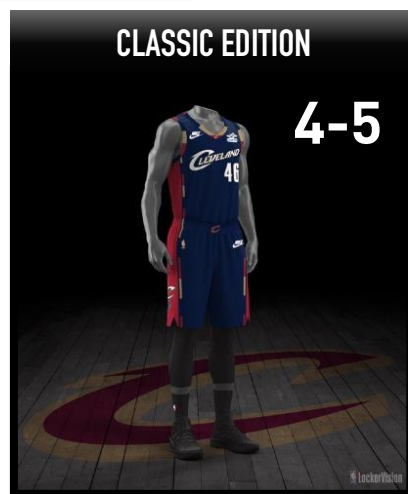
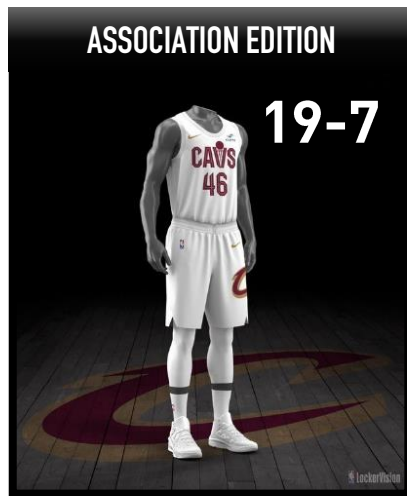
7/2/25 – Re-signed forward Luke Travers to a Two-Way contract.

7/1/25 – Signed 2025 NBA Draft pick, guard Tyrese Proctor to a multi-year contract.

6/6/25 – Selected guard Tyrese Proctor (Duke) with the 49th overall pick and guard/forward Saliou Niang (Trento - Italy) with the 58th overall pick in the second round of the 2025 NBA Draft.

2025-26 SEASON NOTES (CONT.)

JERSEY NUMBERS: Here's a breakdown of the Cavaliers' 2025-26 record by jersey:





CLEVELAND CAVALIERS 2025-26 ROSTER

CAVALIERS ALPHABETICAL ROSTER

#	NAME	POS	HT	WT	DOB	PRIOR TO PROS/HOME COUNTRY	YR
31	Jarrett Allen	C	6-11	250	4/21/98	Texas '17 / USA	9 th
3	Thomas Bryant	C	6-10	260	7/31/97	Indiana '17/ USA	9 th
14	Keon Ellis	G	6-5	175	1/8/00	Alabama '22/ USA	4 th
21	Tristan Enaruna*	F	6-7	220	6/26/01	Cleveland State '24	R
1	James Harden	G	6-5	220	8/26/89	Arizona State '09 / USA	17 th
5	Sam Merrill	G	6-4	195	5/15/96	Utah State '20 / USA	6 th
15	Emanuel Miller*	F	6-7	215	6/19/00	TCU '24/ Canada	2 nd
12	Riley Minix*	F	6-7	230	9/22/00	Morehead State '24/ USA	2 nd
45	Donovan Mitchell	G	6-3	228	9/7/96	Louisville '17 / USA	9 th
4	Evan Mobley	F/C	7-0	230	6/18/01	USC '21 / USA	5 th
22	Larry Nance Jr.	F/C	6-7	240	1/1/93	Wyoming '15 / USA	11 th
9	Craig Porter Jr.	G	6-2	188	2/26/00	Wichita State '23 / USA	3 rd
24	Tyrese Proctor	G	6-4	185	4/1/04	Duke '25/ Australia	R
8	Dennis Schröder	G	6-1	175	9/15/93	Phantoms Braunschweig GER/ Germany	13 th
2	Max Strus	G/F	6-5	225	3/28/96	DePaul '19 / USA	7 th
35	Nae'Qwan Tomlin	F	6-8	210	12/19/00	Memphis '24/ USA	2 nd
20	Jaylon Tyson	G	6-6	224	12/2/02	California '24 / USA	2 nd
32	Dean Wade	F	6-9	225	11/20/96	Kansas State '19 / USA	7 th

* Two-Way Player

CAVALIERS NUMERICAL ROSTER

1	James Harden	12	Riley Minix*	31	Jarrett Allen
2	Max Strus	14	Keon Ellis	32	Dean Wade
3	Thomas Bryant	15	Emanuel Miller*	35	Nae'Qwan Tomlin
4	Evan Mobley	20	Jaylon Tyson	45	Donovan Mitchell
5	Sam Merrill	21	Tristan Enaruna*		
8	Dennis Schröder	22	Larry Nance Jr.		
9	Craig Porter Jr.	24	Tyrese Proctor		

* Two-Way Player

STAFF

HEAD COACH

Kenny Atkinson (Richmond)

ASSOCIATE HEAD COACH

Johnnie Bryant (Utah)

ASSISTANT COACHES

Mike Gerrity (USC), Trevor Hendry (Clark), Alex Sarama (Nottingham),

Jawad Williams (North Carolina), Omar Cook (St. John's),

Nate Reinking (Kent State), Andrew Olson (Amherst)

SENIOR DIRECTOR, PLAYER HEALTH / HEAD ATHLETIC TRAINER

Stephen Spiro (Temple)

HEAD STRENGTH AND CONDITIONING COACH

Derek Millender (South Alabama)





#31 Jarrett Allen

Center - 6-11 - 251lbs - 04/21/1998 - Texas/USA

9th Year Pro

PERSONAL: Is the son of Leonard and Cheryl Allen...has one older brother, Leonard II...father, Leonard, played basketball at San Diego State (1982-85); he was selected by the Dallas Mavericks in the third round of the 1985 NBA Draft (50th overall pick) and played professionally in Europe...won a gold medal with the USA U18 National Team at the FIBA Americas U18 Championship in July 2016 in Valdivia, Chile...attended St. Stephen's Episcopal HS in Austin, Texas...is interested in computers...his favorite music artist is J. Cole and favorite movie is Alien.

	GP	GS	PPG	RPG	APG	SPG	BPG	MPG	FG%	3FG%	FT%			
2025-26	43	43	14.6	8.3	2.0	0.98	0.86	27.3	.623	.111	.749	PTS	40 at POR 2/1/26	40 at POR 2/1/26
Career	611	546	13.0	9.2	1.7	0.68	1.21	28.1	.640	.160	.715	FGM	16 at POR 2/1/26	16 at POR 2/1/26
	POINTS				REB		AST	BLK	STL					
	10+	20+	30+	40+	10+	20+	10+	3+	3+	DBL-DBL	TPL-DBL			
2025-26	31	9	2	1	15	--	--	3	2	13	--			
Career	426	95	4	1	286	7	--	70	18	242	--			

RECENT GAMES														
OPPONENT	W/L	MIN	FG-A	3P-A	FT-A	OR	DR	TR	A	PF	ST	TO	BS	PTS
2/11 vs. WAS	W	26:37	8-8	0-0	5-6	3	6	9	1	1	0	2	2	21
2/9 at DEN	W	34:38	10-16	0-0	2-4	4	9	13	1	5	0	0	0	22
2/7 at SAC	W	32:43	11-12	0-0	7-8	1	9	10	1	0	0	1	0	29
2/4 at LAC	W	23:23	5-8	0-0	0-2	3	8	11	3	0	2	0	1	10
2/1 at POR	W	29:30	16-23	0-1	8-12	6	11	17	5	0	2	0	4	40

Injury List — Missed 2 games due to Left Hand; 4th Finger - Fracture (10/31, 11/2); Missed 9 games due to Right 3rd Finger; Strain (11/21, 11/23, 11/24, 11/30, 12/1, 12/3, 12/5, 12/6, 12/12); Missed 1 game due to Illness (1/4)

		2025-26 HIGHS	CAREER HIGHS
PTS	40	at POR 2/1/26	40 at POR 2/1/26
FGM	16	at POR 2/1/26	16 at POR 2/1/26
FGA	23	at POR 2/1/26	23 at POR 2/1/26
3FGM	1	vs. NOP 12/23/25	2 at DET 10/17/18
3FGA	2	vs. PHI 11/5/25	3 2 times
FTM	9	vs. SAC 1/23/26	15 vs. MIN 3/8/24
FTA	12	at POR 2/1/26	21 vs. MIN 3/8/24
OREB	8	at WAS 11/7/25	11 at CHA 2/4/22
DREB	12	vs. DEN 1/2/26	18 2 times
TREB	17	at POR 2/1/26	24 at HOU 1/16/19
ASTS	5	2 times	8 vs. SAC 8/7/20
STLS	3	2 times	5 at CHA 3/7/25
BLKS	4	at POR 2/1/26	6 2 times
MINs	35	at DEN 2/9/26	46 vs. MIN 3/8/24

NOTES:

2025-26 Notes:

- Finished with his 12th double-double of the season with 29 PTS on 11-12 (.917) shooting from the field and a team-high 10 REB in 33 MIN on Feb. 7 at SAC. It was tied for his 4th-best FG% since joining the Cavs in a game where he makes at least 11 FGM
- Recorded his 10th double-double of the season with a **CAREER-HIGH 40 PTS** on 16-23 (.696) shooting from the field, a season-high 17 REB, 5 AST, 2 STL and a season-high 4 BLK in 29 MIN on Feb. 1 at POR. He recorded 25 PTS (12-15, .800 FG%) and 10 REB in the first half alone. **Allen became the first player in Cavs history to record at least 40 PTS and 15 REB in a regular season game and only the 5th player in NBA history with 40+ PTS, 17+ REB, 5+ AST, 4+ BLK and 2+ STL (Kareem Abdul-Jabbar, Joe Barry Carroll, Shaquille O'Neal and Joel Embiid).** He was also the first NBA player ever to record at least 40 PTS, 15 REB, 5 AST and zero turnovers since turnovers were first tracked in 1977. He was also the 5th Cavaliers player in team history to score 40+ PTS with no made three-pointers and first since LeBron James on 4/4/10 at BOS (42 PTS, 0 3FGM).
- Recorded his 5th double-double of the season with a game-high 27 PTS on 11-21 (.524) shooting from the field, a team-high 10 REB and 2 STL in 28 MIN on Dec. 29 at San Antonio.
- Contributed his 3rd DBL-DBL of the season with a game-high 30 PTS on 12-20 (.600) shooting from the field, a team-high 10 REB and 2 AST in 27 MIN on Nov. 12 at MIA. **He became just the 3rd player in Cavaliers history to record 30+ PTS and 10+ REB in fewer than 30 minutes played (Kevin Love - twice, Brad Daugherty - 30 PTS, 15 REB in 29 MIN on 2/21/92 vs. SAC).**
- Recorded his first double-double of the season with a season-high 24 points on 11-17 (.647) shooting from the field, 10 rebounds, three steals and three blocks in 30 minutes on Nov. 5 vs. PHI. With his third offensive rebound of the game, Allen (1,041) passed Jim Chones (1,040) for the 9th-most offensive rebounds in Cavaliers history.

2024-25 SEASON:

Appeared in all 82 games this season (all starts) for Cleveland, averaging 13.5 points and 9.7 rebounds while shooting an NBA-best .706 FG% in 28.0 minutes per game. His .706 FG% was also the highest FG% in a season in Cavaliers history.

- Became the 3rd player in NBA history to finish a season averaging 13.0+ PPG on .700+ FG% (Rudy Gobert and Wilt Chamberlain).
- He is the 1st player in NBA history to shoot .700+ FG% and .700+ FT% in a season.
- Chipped in 21 points on 10-11 (.909) shooting from the field, eight rebounds, one steal and one block in 32 minutes. **Allen became the first Cavs player in team history and the seventh NBA player in league history to have back-to-back games with 10+ FGM and .900+ FG%.** He joined Nikola Jokic, Rasheed Wallace, Shawn Kemp, Kevin McHale, Darryl Dawkins and Wilt Chamberlain).
- Finished with his team leading 39th double-double of the season with a team high 25 points on 11-12 (.917) shooting from the field, a team-high tying 12 rebounds, three assists and two steals in 31 minutes on March 30th vs. the L.A. Clippers. It was his 4th career game with at least 11 FGM and .900+ FG%, tying the 3rd-most games in NBA history with 11+ FGM on .900+ FG%.
- Recorded his team leading 38th DBL-DBL of the season with a season-high 29 PTS (19 PTS in the 4th quarter, 6-6 FG) on 10-11 (.909) shooting from the field, a game-high 16 REB, 1 STL and 1 BLK in 30 MIN on March 27th vs. San Antonio. **It was his 4th career game with at least 25 PTS, 15 REB and .900+ FG%, joining Wilt Chamberlain as the only players in NBA history to do that 4 or more times.**
- Recorded his team leading 34th DBL-DBL of the season with 25 PTS on 10-11 (.909) shooting from the field, a game-high 17 REB, 3 AST and 2 STL in 30 MIN on March 4 at CHI. **Allen joined Wilt Chamberlain (12) as the only players in NBA history to have 3+ games in their career with 25+ PTS, 15+ REB and .900+ FG%.**
- Contributed his 31st double-double of the season with 16 PTS on 8-9 (.889) shooting from the field, a season-high 20 REB, 1 STL and 1 BLK in 25 MIN on Feb. 20th at BKN. With his 1st rebound of the game, Allen grabbed his 5,000th career NBA rebound. **It was also his 7th career game with at least 20 REB**
- Recorded his 24th double-double of the season with 17 PTS on 7-11 shooting from the field, 13 REB, 3 AST, 3 BLK and 2 STL in 32 MIN on Jan. 22 at HOU. It was his 2nd career game with at least 17 PTS, 13 REB, 3 BLK and 2 STL.
- Finished with 25 PTS on 9-11 (.818) shooting from the field, 11 REB, 6 AST, 3 STL and 1 BLK in 32 MIN on Jan. 8th vs. OKC. **He became just the 10th player in NBA history with those numbers on .800+ FG%.**
- Contributed his 19th double-double of the season with a season-high 27 PTS on 12-14 (.857) shooting from the field, 14 REB, 3 BLK and 1 STL in 31 MIN on Dec. 31 at LAL. He became just the 3rd player in Cavaliers history to record 27+ PTS and 14+ REB on .857+ FG% (Brad Daugherty and Melvin Turpin).
- Chipped in 24 PTS, 10 REB, 3 AST, 3 STL and 2 BLK in 37 MIN on Nov. 15 vs. CHI.
- Recorded 20 PTS on 9-12 (.750) shooting from the field, a game-high 17 REB and 2 BLK in 31 MIN on Oct. 30 vs. LAL. It was his 27th game as a Cavalier with 15+ PTS and 15+ REB.
- Finished with 23 PTS on a perfect 10-10 shooting from the field, 5 REB, 1 STL and 2 BLK in 25 MIN on Oct. 26 at WAS.



#3 Thomas Bryant

Center • 6-10 • 260lbs • 07/31/1997 • Indiana/USA

9th Year Pro

PERSONAL: Full name is Thomas Jermaine Bryant...is the son of Linda and Edward Bryant Sr...when his playing career is over he would like to be involved in broadcasting and real estate...says something most people don't know about him is that he can draw and also trains dogs in his free time...participated in the 2015 McDonald's All-American Game and the Jordan Classic...won a gold medal representing the United States at the 2013 FIBA Americas U16 Championship in Uruguay...averaged 17.3 points, 11.6 rebounds and 4.5 blocks as a senior at Huntington Prep... played three seasons of high school basketball at Bishop Kearney High in Rochester, NY where he helped lead his team to the 2013 Class AA state championship...wears size 15 sneakers.**PERSONAL:** Son of LaVar and Tina Ball ... has two younger brothers, LiAngelo and LaMelo ... his brother LaMelo plays for the Charlotte Hornets...has one daughter, Zoey Ball ... lists rapping as his off-the-court talent ... passionate about giving back to his roots, and he is an avid volunteer in the Chino Hills community.

	GP	GS	PPG	RPG	APG	SPG	BPG	MPG	FG%	3FG%	FT%
2025-26	39	0	5.2	2.9	0.6	0.23	0.41	10.5	.510	.347	.842
Career	372	146	8.5	4.9	0.9	0.33	0.67	17.0	.577	.346	.782

	POINTS				REB		AST	BLK	STL		
	10+	20+	30+	40+	10+	20+	10+	3+	3+	DBL-DBL	TPL-DBL
2025-26	8	--	--	--	--	--	--	--	--	--	--
Career	145	27	3	--	44	--	--	12	2	38	--

RECENT GAMES

OPPONENT	W/L	MIN	FG-A	3P-A	FT-A	OR	DR	TR	A	PF	ST	TO	BS	PTS
2/11 vs. WAS	W	16:18	2-7	0-4	2-2	3	3	6	1	0	0	0	1	6
2/9 at DEN	W	13:22	1-3	1-3	2-2	1	2	3	1	4	0	0	0	5
2/7 at SAC	W	15:17	3-5	2-4	2-2	0	3	3	2	1	1	0	0	10
2/4 at LAC	W	16:30	4-6	0-1	0-0	3	5	8	0	0	0	0	2	8
2/1 at POR	W	13:34	4-8	1-4	1-1	0	1	1	0	3	0	2	0	10

	2025-26 HIGHS	CAREER HIGHS
PTS	15 vs. NOP 12/23/25	31 2 times
FGM	6 vs. NOP 12/23/25	14 vs. PHX 12/22/18
FGA	8 2 times	20 at BKN 8/2/20
3FGM	3 2 times	4 2 times
3FGA	5 2 times	7 3 times
FTM	4 2 times	10 at TOR 12/7/22
FTA	4 3 times	10 at TOR 12/7/22
OREB	4 vs. NOP 12/23/25	7 vs. TOR 1/13/19
DREB	6 3 times	16 at ATL 12/30/22
TREB	8 at LAC 2/4/26	19 at PHX 3/27/19
ASTS	6 at PHX 1/30/26	6 3 times
STLS	2 at WAS 11/7/25	4 at BOS 8/13/20
BLKS	2 4 times	4 3 times
MINs	25 at PHX 1/30/26	40 at DEN 3/31/19

NOTES:

2025-26 Notes:

- Finished with 10 PTS on 4-7 (.571) shooting from the field and 4 REB in 16 MIN off the bench on Jan. 28 vs. LAL.
- Chipped in 15 points on 6-8 (.750) shooting from the field, including 2-2 (1.000) shooting from the three-point line, seven rebounds and two blocks in 22 minutes off the bench on Dec. 23 vs. NOP.
- Recorded a season-high 14 points, including 3-4 (.750) shooting from the 3-point line, six rebounds and two blocks in 13 minutes off the bench on Dec. 3 vs. POR. It was his most points in a game since Feb. 11, 2025 at NYK (18 PTS). It was also the 7th time in his career making at least 3 three-pointers in a game. With his 6th point of the game, he reached 3,000 career points in his NBA career.

2024-25 SEASON:

Appeared in 66 games for the Miami Heat (10 games) and Indiana Pacers (56 games), averaging 6.5 points on .508 shooting from the field and 3.8 rebounds in 14.6 minutes per contest. He also made a career-high 48 three-pointers during the season. He scored in double figures in 15 games and recorded a season-high 22 points, eight rebounds and two steals in 28 minutes on Jan. 8 vs. CHI. Additionally, Bryant appeared in a career-high 20 postseason games last season for Indiana in route to their appearance in the 2025 NBA Finals. He scored a playoff career-high 11 points (3-4 3FG) in the Game 6 series win against New York in the Eastern Conference Finals, helping contribute to the Pacers first NBA Finals appearance since 2000.

- Recorded a season-high 22 points on 9-16 (.563) shooting from the field, eight rebounds and two steals in 28 minutes on Jan. 8, 2025 vs. CHI.



#14 Keon Ellis

Guard • 6-5 • 175lbs • 01/08/2000 • Alabama/USA

4th Year Pro

PERSONAL: Born Jan. 8, 2000 ... Son of Jeremy Evans and Montea Ellis ... Has two brothers, Antwan Clayton and Kavon Ellis, and a sister, Mone'k Clayton ... Oldest brother Antwan played basketball at Jacksonville University.

	GP	GS	PPG	RPG	APG	SPG	BPG	MPG	FG%	3FG%	FT%
2025-26	47	5	5.5	1.4	0.7	1.13	0.53	17.9	.396	.365	.618
Career	200	54	6.3	2.1	1.2	1.15	0.59	19.2	.459	.414	.765
	POINTS				REB		AST	BLK	STL		
	10+	20+	30+	40+	10+	20+	10+	3+	3+	DBL-DBL	TPL-DBL
2025-26	9	2	--	--	--	--	--	1	8	--	--
Career	50	7	1	--	--	--	--	7	32	--	--

RECENT GAMES														
OPPONENT	W/L	MIN	FG-A	3P-A	FT-A	OR	DR	TR	A	PF	ST	TO	BS	PTS
2/11 vs. WAS	W	27:27	2-4	1-3	1-2	1	3	4	3	1	1	1	1	6
2/9 at DEN	W	19:33	1-5	0-4	0-0	0	3	3	1	3	1	2	1	2
2/7 at SAC	W	17:22	2-4	2-4	0-0	1	2	3	3	1	3	0	1	6
2/4 at LAC	W	18:32	2-5	2-4	0-0	0	3	3	0	1	2	1	0	6
2/1 at POR	W	Inactive - Trade												

Injury List — Missed 2 games due to Left Knee; Soreness (1/16, 1/18)

I - T — 1 on the season.

	2025-26 HIGHS	CAREER HIGHS
PTS	21 vs. DAL 12/27/25	33 vs. ATL 11/18/24
FGM	8 vs. DAL 12/27/25	10 at NOP 2/12/25
FGA	15 vs. DAL 12/27/25	17 2 times
3FGM	6 vs. ATL 11/12/25	9 vs. ATL 11/18/24
3FGA	11 vs. ATL 11/12/25	15 2 times
FTM	3 2 times	6 vs. ATL 11/18/24
FTA	4 2 times	7 vs. ATL 11/18/24
OREB	1 17 times	3 6 times
DREB	3 8 times	7 vs. MIA 1/6/25
TREB	4 2 times	9 vs. MIL 3/22/25
ASTS	4 vs. DEN 12/11/25	7 2 times
STLS	6 at POR 12/18/25	6 2 times
BLKS	3 vs. PHX 11/26/25	5 vs. MEM 3/18/24
MINS	35 at PHX 1/2/26	49 vs. MIA 1/6/25

NOTES:

2025-26 Notes:

- 🏆 Made his debut for the Cavaliers on Feb. 4 at LAC. Recorded 6 PTS, 3 REB and 2 STL.
- 🏆 Acquired from Sacramento in a three-team trade on February 1.
- 🏆 Finished with a season-high 21 PTS, including 5-10 (.500) shooting from the three-point line, 3 STL and 2 BLK in 32 MIN on Dec. 27 vs. DAL.
- 🏆 Recorded 20 PTS, including 6-11 shooting from the three-point line and 2 STL in 31 MIN on Nov. 12 vs. ATL.
- 🏆 Contributed 10 PTS, 4 REB, 3 AST and a season-high 6 STL in 32 MIN on Dec. 18 at POR.

2024-25 SEASON:

Averaged 8.3 points (.489 FG%, .433 3pt%, .849 FT%), 2.7 rebounds, 1.5 assists and 1.5 steals in 24.4 minutes in 80 games (28 starts) during the 2024-25 season for the Kings. Recorded multiple steals in a career long six straight games from Dec. 30-Jan. 10, tied for 12th-longest in the NBA this season. Scored in double figures in 26 games, 20+ points in four games and 30+ points in one game.

🏆 Recorded a career-high 33 PTS, including 9-15 (.600) shooting from the three-point line on Nov. 18, 2024 vs. ATL. He became the 5th player in Kings history with at least 9 3FGM in a game.

🏆 Had 27 points on 10-of-14 shooting, including seven 3s, as he scored 22 points in the first half and made six 3s in the half, setting a career high for points and tying his career best in 3s for a half in a win at NOP (2/12).



#21 Tristan Enaruna

Forward • 6-8 • 220lbs • 06/26/2001 • Cleveland State/Netherlands **Rookie**

PERSONAL: Born June 26, 2001, in Almere, Flevoland, Netherlands ... son of Eddy Enaruna and Anneliese Breijer ... older brother, Iyen, played basketball at Evansville ... played many sports growing up, including karate and gymnastics.

	GP	GS	PPG	RPG	APG	SPG	BPG	MPG	FG%	3FG%	FT%		2025-26 HIGHS	CAREER HIGHS
2025-26	3	0	2.0	2.0	0.7	0.00	0.00	4.9	.500	.000	.000	PTS	2 3 times	2 3 times
Career	3	0	2.0	2.0	0.7	0.00	0.00	4.9	.500	.000	.000	FGM	1 3 times	1 3 times
	POINTS					REB		AST	BLK	STL				
	10+	20+	30+	40+	10+	20+	10+	3+	3+		DBL-DBL	TPL-DBL		
2025-26	--	--	--	--	--	--	--	--	--	--	--	--		
Career	--	--	--	--	--	--	--	--	--	--	--	--		
RECENT GAMES														
OPPONENT	W/L	MIN	FG-A	3P-A	FT-A	OR	DR	TR	A	PF	ST	TO	BS	PTS
2/11 vs. WAS	W	5:05	1-3	0-1	0-0	0	1	1	0	0	0	0	0	2
2/9 at DEN	W													
2/7 at SAC	W													
2/4 at LAC	W	6:58	1-2	0-0	0-0	3	0	3	1	0	0	0	0	2
2/1 at POR	W	2:34	1-1	0-0	0-0	2	0	2	1	0	0	0	0	2

PTS	2 3 times	2 3 times
FGM	1 3 times	1 3 times
FGA	3 vs. WAS 2/11/26	3 vs. WAS 2/11/26
3FGM	--	--
3FGA	1 vs. WAS 2/11/26	1 vs. WAS 2/11/26
FTM	--	--
FTA	--	--
OREB	3 at LAC 2/4/26	3 at LAC 2/4/26
DREB	1 vs. WAS 2/11/26	1 vs. WAS 2/11/26
TREB	3 at LAC 2/4/26	3 at LAC 2/4/26
ASTS	1 2 times	1 2 times
STLS	--	--
BLKS	--	--
MINS	7 at LAC 2/4/26	7 at LAC 2/4/26

I - GLTW — 1 on the season.

NOTES:

2025-26 Notes:

- 🏆 Made his NBA debut on Feb. 1, 2026 at Portland, scoring his first NBA basket (2 PTS).
- 🏆 Prior to being named as a Two-Way with the Cavaliers on January 28th, Enaruna appeared in 23 games (all starts) for the Cleveland Charge. He scored a his G League career-high 29 points on both Jan. 7 at Mexico City and Nov. 18, 2025 at Sioux Falls.

2024-25 SEASON:

Appeared in 46 games (21 starts) in the NBA G League for the Maine Celtics, averaging 11.0 points, 5.3 rebounds and 1.6 assists in 27.4 minutes per contest...scored in double figures in 23 games and recorded a G League career-high 26 points on 8-16 (.500) shooting from the field and four rebounds on March 8, 2025 at Cleveland. He also appeared in three games for the Boston Celtics at the 2024 NBA Summer League in Las Vegas.



#1 James Harden

Guard • 6-5 • 220lbs • 08/26/1989 • Arizona State/USA

17th Year Pro

PERSONAL: Lists his mother, Monja Willis, as the biggest influence in his life...He and his mother host annual Thanksgiving and Holiday shopping events for families in need from the Houston area...Led Artesia High School (California) to a 33-2 record in his senior year and second straight state title, as well as earning Trophy-Case Player of the year honors...Won a gold medal as a member of Team USA during the 2012 Olympics in London and FIBA World Championship as a captain for Team USA during the 2014 FIBA World Cup in Spain...Owns a stake in the Houston Dynamo of Major League Soccer.

	GP	GS	PPG	RPG	APG	SPG	BPG	MPG	FG%	3FG%	FT%		2025-26 HIGHS	CAREER HIGHS
2025-26	47	47	25.0	4.9	8.2	1.23	0.43	35.2	.420	.350	.902	PTS	55 at CHA 11/22/25	61 2 times
Career	1198	984	24.2	5.6	7.3	1.48	0.56	34.9	.439	.363	.863	FGM	17 at CHA 11/22/25	20 at CLE 12/11/19
	POINTS				REB			AST		BLK		STL		
	10+	20+	30+	40+	10+	20+	10+	3+	3+	DBL-DBL	TPL-DBL			
2025-26	47	35	12	2	3	--	15	1	8	16	2			
Career	1104	773	342	107	140	--	354	33	225	406	82			
RECENT GAMES														
OPPONENT	W/L	MIN	FG-A	3P-A	FT-A	OR	DR	TR	A	PF	ST	TO	BS	PTS
2/11 vs. WAS	W	28:27	1-4	1-4	10-12	0	4	4	11	3	0	6	1	13
2/9 at DEN	W	36:02	7-16	2-7	6-6	3	7	10	7	3	0	2	3	22
2/7 at SAC	W	32:11	7-13	5-8	4-4	0	2	2	8	1	1	3	0	23
2/4 at LAC	W	Inactive - Trade												
2/2 vs. PHI	L	Inactive - Personal												
Injury List — Missed 2 games due to Left Calf; Contusion (12/15, 12/18); Missed 1 game due to Right Shoulder; Soreness (1/5)														
LAC 2 at the season high 11 on the season														
PTS	55	at CHA 11/22/25										61	2 times	
FGM	17	at CHA 11/22/25										20	at CLE 12/11/19	
FGA	28	vs. CHA 11/12/26										41	at MIN 11/16/19	
3FGM	10	at CHA 11/22/25										10	4 times	
3FGA	16	at CHA 11/22/25										23	2 times	
FTM	18	at WAS 1/19/26										24	at SAS 12/3/19	
FTA	20	at WAS 1/19/26										27	vs. MEM 12/31/18	
OREB	3	2 times										6	at NYK 1/23/19	
DREB	12	at DAL 11/14/25										16	vs. IND 8/12/20	
TREB	14	at DAL 11/14/25										17	2 times	
ASTS	14	vs. NOP 10/31/25										21	vs. LAC 12/23/22	
STLS	4	3 times										8	vs. UTA 3/23/16	
BLKS	3	at DEN 2/9/26										5	at DET 2/9/21	
MINS	51	at DAL 11/14/25										51	at DAL 11/14/25	

Injury List — Missed 2 games due to Left Calf; Contusion (12/15, 12/18); Missed 1 game due to Right Shoulder; Soreness (1/5)

I - P — 3 on the season.; I - T — 1 on the season.

NOTES:

2025-26 Notes:

- Contributed a near triple-double with 22 PTS (6-6 FT), 10 REB, 7 AST and a season-high 3 BLK in 36 MIN on Feb. 9 at DEN. He is the 4th Cavaliers player with those numbers in a game since 1983-84 (LeBron James, Ron Harper, Evan Mobley)
- Finished with 23 PTS on 7-13 (.538) shooting from the field and 5-8 (.625) shooting from the 3-point line, a team-high 8 AST, 2 REB and 1 STL in 32 MIN **during his Cavaliers debut** on Feb. 7 at SAC. Harden scored 15 of his points in the 4th quarter on a perfect 4-4 from the field and a perfect 3-3 shooting from the 3-point line. It was his 3rd-highest scoring effort in a 4th quarter this season (most was 18 PTS on Nov. 10 vs. ATL).
- Contributed a season-high 55 PTS, including 10-16 shooting from the three-point line, 7 AST, 3 REB and 1 STL in 35 MIN on Nov. 22 at CHA. His 55 points is tied for the 2nd-most points scored by any player in the NBA this season. It was his 25th career 50-point game.
- Recorded a triple double with 41 points on 13-25 (.520) shooting from the field, 14 rebounds, 11 assists, two blocks and one steal in 51 minutes on Nov. 14 at DAL.
- Tallied a triple-double with 35 points, 11 assists, 10 rebounds and two blocks on Nov. 10 vs. ATL.
- Has recorded 12 games with 30+ points this season.

2024-25 SEASON:

- Appeared in 79 games (all starts) for the L.A. Clippers, averaging 22.8 points, 8.7 assists, 5.8 rebounds, 1.5 steals and 35.3 minutes...Shot .410 (531-1295) from the field, .352% (235-668) from beyond the arc and .874% (505-578) at the foul line...scored in double figures in 77-of-79 games, including 52 contests of 20+ points, 12 outings of 30+ points and four 40+ point performances...was named an NBA All-Star and to All-NBA Third Team.
- Voted Western Conference Player of the Week on 4/14 after averaging 29.5 points, 10.5 assists and 7.5 rebounds and leading Clippers to a 4-0 week...Recorded 38 double-doubles, including three triple-doubles...was the only player in the NBA to rank top-10 in points (10th), assists (third), steals (eighth) and three-pointers (tied ninth)...Finished second in free throws (505), tied for third in points-assists double-doubles (31) & ninth in 20-point performances (52).



#5 Sam Merrill

Guard • 6-4 • 195lbs • 05/15/1996 • Utah State/USA

6th Year Pro

PERSONAL: Born May 15, 1996 in Bountiful, Utah... Son of Jenny and John Merrill... Graduated in business administration at Utah State...Earned three varsity letters at Bountiful High School, leading the Braves to a state title as a senior... Also lettered in football, baseball and golf, earning all-state honors on the gridiron as a junior.

	GP	GS	PPG	RPG	APG	SPG	BPG	MPG	FG%	3FG%	FT%			
2025-26	31	22	13.6	2.3	2.3	0.61	0.16	25.3	.484	.472	.878	PTS	32 vs. WAS 2/11/26	32 vs. WAS 2/11/26
Career	204	29	7.6	1.9	1.5	0.50	0.12	17.7	.424	.405	.907	FGM	11 vs. WAS 2/11/26	11 vs. WAS 2/11/26
	POINTS					REB		AST	BLK	STL				
	10+	20+	30+	40+	10+	20+	10+	3+	3+	DBL-DBL	TPL-DBL			
2025-26	23	7	1	--	--	--	--	--	--	1	--	--		
Career	66	12	1	--	--	--	--	--	--	8	--	--		
RECENT GAMES														
OPPONENT	W/L	MIN	FG-A	3P-A	FT-A	OR	DR	TR	A	PF	ST	TO	BS	PTS
2/11 vs. WAS	W	24:59	11-12	9-10	1-1	1	4	5	1	1	1	1	1	32
2/9 at DEN	W	25:03	3-6	3-6	0-0	1	1	2	1	4	1	1	0	9
2/7 at SAC	W	23:54	0-6	0-5	2-2	0	1	1	2	2	0	1	0	2
2/4 at LAC	W	21:03	4-6	3-5	0-0	1	0	1	0	1	0	1	0	11
2/1 at POR	W	29:22	7-9	6-8	2-2	0	2	2	4	2	0	1	0	22
Injury List — Missed 3 games due to Right Hip; Contusion (10/29, 10/31, 11/2); Missed 19 games due to Right Hand; Sprain (11/19, 11/21, 11/23, 11/24, 11/28, 11/30, 12/1, 12/3, 12/5, 12/6, 12/12, 12/14, 12/17, 12/19, 1/16, 1/19, 1/21, 1/23, 1/24); Missed 1 game due to Left Ankle; Sprain (1/2)														
I - P — 1 on the season.														

NOTES:

2025-26 Notes:

- Recorded a season-high tying 22 PTS, including 6-8 (.750) shooting from the 3-point line, 4 AST and 2 REB in 29 MIN on Feb. 1 at POR
- Contributed 20 points on 5-7 (.714) shooting from the field, including 5-6 (.833) shooting from the three-point line and a perfect 5-5 (1.000) at the free throw line, two rebounds and three steals in 26 minutes on Jan. 10 vs. MIN. **Merrill made 5+ threes for the fourth straight game, which is a franchise record.**
- Finished with 22 PTS, including 5-11 (.455) shooting from the 3-point line, 3 AST, 2 REB and 1 STL in 31 MIN off the bench on Jan. 8 at MIN
- Recorded 22 points on 7-12 (.583) shooting from the field, including 6-10 (.600) shooting from the three-point line, a season-high six rebounds, seven assists and one steal in 26 minutes on Dec. 23 vs. NOP.
- Finished with 20 points, including 7-10 (.700) shooting from the field and 6-9 (.667) shooting from the three-point line, five rebounds and one block in 28 minutes on Nov. 17 vs. MIL. It was also his 7th career game with at least 20 points.
- Contributed 22 PTS, including 6-10 (.600) shooting from the 3-point line, 5 AST, 1 STL and 1 BLK in 26 MIN on Oct. 24 at BKN. In the first two games of the season, Merrill shot 11-20 (.550) from the free-throw line, marking the most three-pointers made by a Cavalier in the first two games of any season

2024-25 SEASON:

Appeared in 71 games (four starts) with Cleveland.

- Averaged 7.2 points and 2.2 rebounds in 19.7 minutes.
- Scored 10+ points in 17 games and 20+ points in two games.
- Finished with 16 points, including 4-10 (.400) shooting from the three-point line, two rebounds and two steals in 26 minutes off the bench on Feb. 12 at TOR.
- Recorded a career-high tying 27 points on 9-14 (.643) shooting from the field, including 9-13 (.692) shooting from the three-point line in 23 minutes on Feb. 2 vs. DAL. Merrill's nine triples was his career-high for three-pointers in a game. Merrill also became the fourth player in Cavaliers history to make 9+ triples in a single game, and the first to do so off the bench
- Recorded 20 PTS, including 6-11 (.545) shooting from the three-point line, 4 AST and a career-high tying 3 STL in 24 MIN on Dec. 23rd vs. Utah.
- Finished with 14 points, including 4-9 (.444) shooting from the 3-point line, a season-high six assists, three rebounds, two steals and one block in 23 minutes off the bench on Dec. 3 vs. WAS.



#15 Emanuel Miller

Forward • 6-7 • 215lbs • 06/19/2000 • TCU/Canada

2nd Year Pro

PERSONAL: Played at Bill Crothers Secondary School (Unionville, Ontario) and La Lumiere School (La Porte, Indiana) ... son of Leonard Miller and Carline Bailey ... brother of Leonard Miller, who plays with the Minnesota Timberwolves ... born in Scarborough, Ontario, Canada.

	GP	GS	PPG	RPG	APG	SPG	BPG	MPG	FG%	3FG%	FT%
2025-26	5	0	3.0	0.6	0.8	0.40	0.00	6.6	.462	.333	.500
Career	11	0	2.3	1.0	0.5	0.27	0.00	5.3	.476	.286	.750

	POINTS				REB		AST	BLK	STL		
	10+	20+	30+	40+	10+	20+	10+	3+	3+	DBL-DBL	TPL-DBL
2025-26	--	--	--	--	--	--	--	--	--	--	--
Career	--	--	--	--	--	--	--	--	--	--	--

RECENT GAMES

OPPONENT	W/L	MIN	FG-A	3P-A	FT-A	OR	DR	TR	A	PF	ST	TO	BS	PTS
2/11 vs. WAS	W													Inactive - G League Two-Way
2/9 at DEN	W													Inactive - G League Two-Way
2/7 at SAC	W													Inactive - G League Two-Way
2/4 at LAC	W													Inactive - G League Two-Way
2/1 at POR	W													Inactive - Trade

Injury List — Missed 2 games due to Right Hamstring; Strain (12/29, 12/31)

I - GLTW — 43 on the season.; **DNP - CD** — 3 on the season.; **I - T** — 1 on the season.

	2025-26 HIGHS	CAREER HIGHS
PTS	6 at IND 11/29/25	6 2 times
FGM	2 2 times	3 at PHI 4/13/25
FGA	3 3 times	4 at PHI 4/13/25
3FGM	1 2 times	1 2 times
3FGA	2 at ORL 12/1/25	2 at ORL 12/1/25
FTM	1 at IND 11/29/25	2 at CHA 4/6/25
FTA	2 at IND 11/29/25	2 2 times
OREB	1 vs. GSW 12/7/25	2 2 times
DREB	1 2 times	3 at PHI 4/13/25
TREB	1 3 times	5 at PHI 4/13/25
ASTS	2 2 times	2 2 times
STLS	1 2 times	1 3 times
BLKS	--	--
MINS	8 vs. BKN 12/3/25	11 at PHI 4/13/25

NOTES:

2025-26 Notes:

- Acquired from Chicago in a three-team trade on February 1.
- Has appeared in 5 games this season for the Chicago Bulls.
- Recorded a season-high 6 points on Nov. 29 at IND.

2024-25 SEASON:

Appeared in six games (no starts) with the Chicago Bulls... averaged 1.7 points and 1.3 rebounds in 4.1 minutes ... shot .500 from the field and 1.000 from the free-throw line ... totaled 10 points, eight rebounds, two assists and one steal ... scored his first career points at CHA (4/6) ... made his NBA debut vs. CLE (3/4) ... (G LEAGUE – WINDY CITY BULLS/TEXAS LEGENDS): Appeared in 25 regular season games with the Windy City Bulls, averaging 16.5 points, 6.9 rebounds and 1.3 steals in 34.3 minutes...shot .451 from the field, .250 from three-point range and .783 from the charity stripe ... scored 20-plus points in seven G League regular season games, including a season-high 27 points at Osceola Magic (3/2) ... tallied three double-doubles during the G League regular season, including a season-high 13 rebounds at Stockton Kings (1/31) ... logged 11 games with two-plus blocks and 10 games with two-plus steals during the G League regular season ... appeared in 16 G League Tip-Off Tournament games with the Texas Legends, averaging 18.4 points, 8.1 rebounds, 2.3 assists and 1.3 steals ... shot .483 from the field, .375 from long range and .750 from the free-throw line ... scored 20-plus points in seven Tip-Off tournament games, including a tournament-best 32 points and 15 rebounds at Mexico City Capitanes ... logged two double-doubles during tournament play.



#12 Riley Minix

Forward • 6-7 • 230lbs • 09/22/2000 • Morehead State/

2nd Year Pro

PERSONAL: Son of Sean and Kathy Minix...His cousin, Shane Reybold played basketball at UNCW... Another cousin, Kyle Griffin played basketball at LaSalle and Siena... His uncle, Bill Griffin played basketball at Lehigh... His favorite athlete is Kevin Durant.

	GP	GS	PPG	RPG	APG	SPG	BPG	MPG	FG%	3FG%	FT%		2025-26 HIGHS	CAREER HIGHS
2025-26	3	0	3.0	0.7	0.3	0.33	0.00	2.8	.667	.333	.000	PTS	9 at PHX 11/2/25	9 at PHX 11/2/25
Career	4	0	2.3	1.0	0.3	0.25	0.00	3.8	.571	.250	.000	FGM	4 at PHX 11/2/25	4 at PHX 11/2/25
	POINTS				REB			AST	BLK	STL				
	10+	20+	30+	40+	10+	20+	10+	3+	3+	3+	DBL-DBL	TPL-DBL		
2025-26	--	--	--	--	--	--	--	--	--	--	--	--		
Career	--	--	--	--	--	--	--	--	--	--	--	--		

RECENT GAMES														
OPPONENT	W/L	MIN	FG-A	3P-A	FT-A	OR	DR	TR	A	PF	ST	TO	BS	PTS
12/10 at LAL	W													Inactive - G League Two-Way
12/8 at NOP	W													Inactive - G League Two-Way
12/5 at CLE	L													Inactive - G League Two-Way
12/3 at ORL	W													Inactive - G League Two-Way
12/2 vs. MEM	W													

I - GLTW	— 12 on the season.
----------	---------------------

NOTES:	
--------	--

2025-26 Notes:	
----------------	--

<ul style="list-style-type: none"> Signed as a Two-Way with the Cavs on February 14th. Appeared in 3 games this season with the San Antonio Spurs. Prior to signing a Two-Way with the Cavs, Minix appeared in 23 games in the NBA G League with the Austin Spurs and Cleveland Charge, averaging 17.5 PPG (.514 FG%, .426 3FG% and .767 FT%), 6.5 RPG, 2.7 APG and 1.1 SPG in 32.3 MPG. 	
---	--

2024-25 SEASON:	
-----------------	--

<p>Appeared in one game for the San Antonio Spurs...also played in 19 games in the NBA G League with the Austin Spurs, averaging 19.3 points, 6.6 rebounds, 2.1 assists, 1.20 blocks and 1.00 steals in 31.6 minutes.</p>	
---	--

PTS	9 at PHX 11/2/25	9 at PHX 11/2/25
FGM	4 at PHX 11/2/25	4 at PHX 11/2/25
FGA	6 at PHX 11/2/25	6 at PHX 11/2/25
3FGM	1 at PHX 11/2/25	1 at PHX 11/2/25
3FGA	3 at PHX 11/2/25	3 at PHX 11/2/25
FTM	--	--
FTA	--	--
OREB	1 at PHX 11/2/25	1 at PHX 11/2/25
DREB	1 at DAL 10/22/25	2 at HOU 11/6/24
TREB	1 2 times	2 at HOU 11/6/24
ASTS	1 vs. TOR 10/27/25	1 vs. TOR 10/27/25
STLS	1 at PHX 11/2/25	1 at PHX 11/2/25
BLKS	--	--
MINS	5 at PHX 11/2/25	7 at HOU 11/6/24



#45 Donovan Mitchell

Guard • 6-3 • 228lbs • 09/07/1996 • Louisville/USA

9th Year Pro

PERSONAL: Son of Nicole and Donovan Mitchell, Sr...Has one younger sister (Jordan) who played lacrosse at American University...His dad works in the front office for the New York Mets...Nickname is Spida ...Has a signature shoe line with Adidas...has a non-profit called "Spida Cares"...played high school basketball at Canterbury School in New Milford, CT before transferring to Brewster Academy in Wolfeboro, NH for his final two high school seasons...he was inducted into the Brewster Athletics Hall of Fame in 2025...Mitchell also made a 12 million dollar donation to his former school, Greenwich Country Day School (GCDS) in his home community of Greenwich, CT to help build a state-of-the-art facility called the Donovan Mitchell Family Athletic Center or "The DON" which stands for "Determination Over Negativity". The facility opened in 2024 and the donation aims to enhance the school's athletics program and overall community...Follow him on twitter @spidamitchell.

	GP	GS	PPG	RPG	APG	SPG	BPG	MPG	FG%	3FG%	FT%
2025-26	51	51	29.0	4.5	5.9	1.55	0.29	33.7	.487	.376	.853
Career	590	582	25.1	4.3	4.8	1.39	0.32	33.8	.452	.367	.842

	POINTS				REB		AST	BLK	STL		
	10+	20+	30+	40+	10+	20+	10+	3+	3+	DBL-DBL	TPL-DBL
2025-26	51	41	28	5	2	--	2	--	9	4	--
Career	570	431	185	33	15	--	13	2	95	28	--

RECENT GAMES

OPPONENT	W/L	MIN	FG-A	3P-A	FT-A	OR	DR	TR	A	PF	ST	TO	BS	PTS
2/11 vs. WAS	W	27:51	11-19	2-7	6-6	0	3	3	5	4	2	5	0	30
2/9 at DEN	W	34:08	11-23	3-10	7-8	1	0	1	10	1	2	2	2	32
2/7 at SAC	W	34:39	13-24	2-8	7-7	1	1	2	4	4	2	3	2	35
2/4 at LAC	W	30:05	10-19	3-9	6-6	0	5	5	9	1	4	2	0	29
2/1 at POR	W	31:28	6-15	2-7	0-0	0	0	0	9	3	2	3	1	14

Injury List — Missed 1 game due to Left Hamstring; Tightness (10/31); Missed 1 game due to Illness (12/19)

I - R — 2 on the season.

	2025-26 HIGHS	CAREER HIGHS
PTS	48 at WAS 12/12/25	71 vs. CHI 1/2/23
FGM	17 at WAS 12/12/25	22 vs. CHI 1/2/23
FGA	31 at WAS 12/12/25	36 at SAS 3/23/18
3FGM	8 2 times	9 vs. CHI 3/16/22
3FGA	16 at MIA 11/10/25	18 at UTA 1/10/23
FTM	15 vs. TOR 11/13/25	20 vs. CHI 1/2/23
FTA	17 vs. TOR 11/13/25	25 vs. CHI 1/2/23
OREB	5 at MIA 11/10/25	5 4 times
DREB	10 at MIA 11/10/25	12 at MIA 12/8/23
TREB	15 at MIA 11/10/25	15 at MIA 11/10/25
ASTS	12 at PHI 1/16/26	14 vs. SAS 3/27/25
STLS	4 3 times	5 4 times
BLKS	2 3 times	3 2 times
MINS	41 at MIA 11/10/25	50 vs. CHI 1/2/23

NOTES:

2025-26 Notes:

- Recorded a double-double with a game-high 32 PTS, a team-high 10 AST, 2 STL and 2 BLK in 34 MIN on Feb. 9 at DEN. **It was his 23rd-straight game with a steal, marking the longest steal streak of his career.**
- Finished with a game-high 45 points on 15-25 (.600) shooting from the field, including 5-8 (.625) shooting from the three-point line, four rebounds, four assists and one steal in 35 minutes on Jan. 26 vs. ORL. It was also his franchise-record 16th game with 40+ PTS and 5+ 3FG. In the first half, Mitchell recorded a game-high 26 points which is his highest scoring opening half this season (prev. 25 vs. MIL on Nov. 17). Mitchell also shot 9-11 (.818) from the field, his fourth time with 26+ points and .800 FG% in any half of his NBA career.
- Finished with a game-high 36 PTS on 15-30 (.500) shooting from the field, a game-high 9 AST, 5 REB and 2 STL in 38 MIN on Jan. 24 at ORL. **He scored 27 of his PTS in the 2nd half, tying his 2nd-most points in any half this season**
- Chipped in a game-high 35 PTS (5 3FGM) on 11-22 (.500) shooting from the field, including 8-8 from the free throw line, a game-high 9 AST, 7 REB and 1 STL in 33 MIN on Jan. 14 at PHI. It was the 2nd time in Mitchell's career with at least 35 PTS, 9 AST and 7 REB (71 PTS, 11 AST, 8 REB on Jan. 2, 2023 vs. CHI).
- With his 4th 3FGM of the game on Jan. 12 vs. Utah, **Mitchell (803 3FG w/the Cavs) passed Mark Price (802 3FG) for the 4th-most three-pointers in franchise history**
- Recorded his second double-double of the season with a game-high 34 points on 10-18 (.556) shooting from the field, including 4-7 (.571) shooting from the three-point line, 10 rebounds, seven assists, two steals and one block in 30 minutes on Dec. 31 vs. PHX. It was Mitchell's first career game with at least 30 PTS, 10 REB and 7 AST and he is the first Cavalier to record that in a game since LeBron James (44 PTS, 11 REB and 11 AST on 4/6/18 vs. PHI).
- Finished with a team-high 34 PTS, including 4-9 (.444) shooting from the three-point line, 7 REB, 6 AST and 4 STL in 33 MIN on Dec. 25 at NYK. His 34 PTS were tied for the most PTS scored by a Cavaliers player on Christmas Day (LeBron James 34 PTS on 12/25/03 at ORL). He was also the first Cavs player in team history with at least 30 PTS, 5 REB and 5 AST on Christmas Day
- Recorded a season-high 48 PTS on 17-31 (.548) shooting from the field, including 8-15 (.533) shooting from the 3-point line, 4 REB, 4 AST and 2 STL in 35 MIN on Dec. 12 at WAS. **He scored 24 of his PTS in the 4th Q, tying the 2nd-most PTS scored in a 4th quarter by a Cavalier since 1997-98, helping Cleveland outscore Washington 45-26 in the 4th and overcome a 15-point deficit in the final frame. His 24 PTS in the 4th was also the most PTS in a 4th Q by any NBA player this season.** His 35 PTS in the 2nd half was his 2nd-most PTS in any half of his career (most was 42 PTS in 2nd H on Jan. 2 vs. CHI).
- Contributed a game-high 43 PTS on 16-27 (.593) shooting from the field, 9 REB, and a game-high 6 AST in 34 MIN on Dec. 1 at IND. It was his 3rd game with 40+ PTS on the season.
- Recorded a game-high 42 PTS on 15-28 (.536) shooting from the field, including 7-15 (.467) shooting from the three-point line, three rebounds, three assists and one steal in 35 MIN on Nov. 28 at ATL. It was his 2nd game with 40+ PTS on the season.
- Finished with a game-high 37 points on 14-22 (.636) shooting from the field, including 5-9 (.556) shooting from the three-point line, eight rebounds, six assists and one steal in 33 minutes on Nov. 23 vs. LAC. It was his 3rd career game with at least 37 points, eight rebounds and six assists
- Recorded a game-high 37 points on 14-22 (.636) shooting from the field, including 4-8 (.500) shooting from the three-point line, a team-high seven assists, five rebounds and one steal in 36 minutes on Nov. 17 vs. MIL. He scored 25 of his points in the first half on 10-13 (.769) shooting from the field and 3-4 (.750) shooting from the three-point line. It was his highest scoring opening half of the season and his 10th time this season scoring 20+ PTS in any half
- Finished with his first DBL-DBL of the season with a team-high 28 PTS, career-high 15 REB, 8 AST and 1 STL in 41 MIN on Nov. 10 at MIA. **He became just the 2nd player in Cavs history with 28+ PTS, 15+ REB and 8+ AST in a game (LeBron James, 7 times).**
- Finished with a game-high tying 29 PTS, 6 AST, 6 REB and 1 STL in 35 MIN on Nov. 8 vs. CHI. **He scored 26 of his PTS in the 2nd half, including 5-7 (.714) shooting from the 3-point line.**
- Recorded a season-high 46 points on 15-21 (.714) shooting from the field, including 6-11 (.545) shooting from the three-point line and a perfect 10-10 (1.000) from the free throw line, eight assists, four rebounds, and one steal in 35 minutes on Nov. 5 vs. PHI. Mitchell's 46 points on .714 FG% is tied for the 3rd-highest FG% in a 40-point game in Cavaliers history
- Finished with a season-high 37 points on 12-21 (.571) shooting from the field, including 8-15 (.533) shooting from the three-point line and a perfect 5-5 (1.000) from the free throw line, two rebounds, five assists, two steals and one block in 36 minutes on Nov. 2 vs. ATL. Mitchell appearance against the Hawks was his 200th game as a member of the Cavaliers (139-61) and he has the highest winning percentage of any Cavalier in team history with at least 200 games played with the franchise.
- Recorded a game-high 35 PTS on 13-18 (.722) shooting from the field and 2 AST in 30 MIN on Oct. 27 at DET. **It was Mitchell's third game of his career with 35+ PTS on .700+ FG%. He finished the game +38, tying his 3rd-highest +/- in a single game in his career.**
- Recorded a game-high 35 PTS on 10-15 (.667) shooting from the field, including 6-10 (.600) shooting from the 3-point line, 5 AST, 2 REB and 3 STL in 35 MIN on Oct. 24 at BKN.



#4 Evan Mobley

Forward/Center • 7-0 • 230lbs • 06/18/2001 • USC/USA

5th Year Pro

PERSONAL: Played with his brother, Isaiah, at USC in 2020-21...His brother Isaiah was also on the Cavs for two seasons...father, Eric, is an assistant coach at SMU in Dallas and played professionally overseas...has an extensive sneaker collection...first sport was soccer, which helped with his footwork...attended Rancho Christian High School in Temecula, California, where he averaged 20.5 points, 12.2 rebounds, 5.2 blocks and 4.6 assists during his senior season and was named the 2019-20 Morgan Wooten National High School Player of the Year...was a 2020 McDonald's All-American, a two-time California Gatorade Player of the Year and a 2020 Naismith Player of the Year finalist...won gold medals with USA Basketball at the 2019 FIBA U-19 World Cup and 2018 FIBA U-17 World Cup.

	GP	GS	PPG	RPG	APG	SPG	BPG	MPG	FG%	3FG%	FT%		2025-26 HIGHS	CAREER HIGHS
2025-26	42	40	17.9	8.8	4.0	0.90	1.95	33.4	.512	.304	.635	PTS	29 2 times	41 at CHA 12/7/24
Career	311	309	16.6	8.9	3.1	0.84	1.61	32.6	.542	.312	.685	FGM	13 vs. SAC 1/23/26	19 vs. MIL 1/21/23
	POINTS				REB		AST	BLK	STL					
	10+	20+	30+	40+	10+	20+	10+	3+	3+	DBL-DBL	TPL-DBL			
2025-26	39	16	--	--	18	--	--	13	4	17	--			
Career	274	94	8	1	129	--	--	70	18	121	--			

RECENT GAMES														
OPPONENT	W/L	MIN	FG-A	3P-A	FT-A	OR	DR	TR	A	PF	ST	TO	BS	PTS
2/11 vs. WAS	W										Inactive - Injury			
2/9 at DEN	W										Inactive - Injury			
2/7 at SAC	W										Inactive - Injury			
2/4 at LAC	W										Inactive - Injury			
2/1 at POR	W										Inactive - Injury			

OREB	8 at MIA 11/10/25	8 2 times
DREB	13 at CHA 1/21/26	14 vs. ATL 11/28/23
TREB	14 3 times	19 vs. ATL 11/28/23
ASTS	8 vs. UTA 1/12/26	8 3 times
STLS	3 4 times	5 at IND 3/8/22
BLKS	5 2 times	8 at DET 11/4/22
MINS	39 at MIA 11/10/25	45 vs. CHA 11/18/22

Injury List — Missed 12 games due to Left Calf; Strain (12/14, 12/17, 12/19, 12/22, 12/23, 1/28, 1/30, 2/1, 2/4, 2/7, 2/9, 2/11)

I - R — 1 on the season.

NOTES:

2025-26 Notes:

- Finished with a season-high 29 PTS on 13-24 (.542) shooting from the field (season-high 24 FGA), a game-high 13 REB, 7 AST and a game-high 4 BLK in 35 MIN on Jan. 23 vs. SAC. Mobley scored 19 of his PTS in the 1st half on 8-14 (.571) shooting from the field, his most points in an opening half this season. **He became the 3rd player in NBA history to record at least 29 PTS, 13 REB, 7 AST, 4 BLK and zero turnovers (Hakeem Olajuwon and Shaquille O'Neal). He was also the 1st player to do it in under 40 minutes of play.**
- Recorded his 15th double-double of the season with 17 PTS on 7-10 (.700) shooting from the field, a game-high 13 REB, 6 AST, 4 BLK and 1 STL in 34 MIN on Jan. 14 at PHI. It was also the 2nd time in his career with at least 17 PTS, 13 REB, 6 AST and 4 BLK.
- Recorded 24 points on 11-16 (.688) shooting from the field, four rebounds, three assists and two steals in 32 minutes on Jan. 10 vs. MIN.
- Tallied 16 PTS, 10 REB, 5 AST and 5 BLK in 29 MIN on Dec. 31 vs. PHX. It was his 6th career game with at least 5 blocked shots.
- Contributed his 8th double-double of the season with 20 points, 14 rebounds, seven assists, two steals and two blocks in 34 minutes on Nov. 28 at ATL. It was his sixth career game with at least 20 PTS, 10 REB and 7 AST.
- Finished with a season-high 29 points on 11-17 (.647) shooting from the field, including 2-5 (.400) shooting from the three-point line, a team-high eight rebounds, three assists, three steals and one block in 36 minutes on Oct. 31 vs. TOR.
- Recorded his first double-double of the season with 15 PTS on 5-10 (.500) shooting from the field, a game-high 11 REB, 5 AST, 3 BLK and 1 STL in 30 MIN on Oct. 27 at DET.

2024-25 SEASON:

Appeared in 71 games this season (all starts) for Cleveland, his most games played in a season in his career.

- Averaged a career-high 18.5 points, 9.3 rebounds, 3.2 assists, 0.86 steals and 1.59 blocks in 30.5 minutes per game.
- Was selected as an NBA All-Star for the first time in his career in 2025 and **was also named the NBA Defensive Player of the Year for the first time in his career. He was also the first Cavaliers player in franchise history to be honored as Defensive Player of the Year.**
- His 37 double-doubles on the season was a career-high.
- Scored 10+ PTS 63 times, 20+ PTS 34 times, 30+ PTS four times and 40+ PTS on one occasion.
- Had nine games on the season with 20+ PTS, 10+ REB and 5+ AST.
- Finished with a career-high 85 made three-pointers during the season, 62 more than his previous high of 23 in 2021-22.
- Recorded his 35th double-double of the season with 26 PTS on 10-13 (.769) shooting from the field and 4-6 (.667) shooting from the 3-point line, 12 REB, 5 AST, 3 BLK and 1 STL in 37 MIN on April 4 at SAS. He became just the 3rd NBA player in the last 40 years to tally at least 25+ PTS 12+ REB 3+ BLK and .750+ FG%, He joined Kevin Durant (1/18/17) and Christian Wood (3/18/22) to accomplish this feat.
- Tallied his 31st DBL-DBL of the season with a game-high 31 PTS on 13-18 (.722) shooting from the field, including 4-5 (.800) shooting from the 3-point line, a team-high 10 REB, 2 AST and 1 STL in 32 MIN on March 19th at Sacramento.
- Finished with his 26th double-double of the season with 25 PTS, a game-high 13 REB, a career-high tying 8 AST and 3 BLK in 36 MIN on Feb. 23 vs. MEM. **It was his 1st career game with 25+ PTS, 10+ REB and 8+ AST and he is the 2nd player in Cavaliers history to record 25+ PTS, 13+ REB, 8+ AST and 3+ BLK (LeBron James - 3 times) in a game**
- Recorded a team-high 28 points on 12-19 (.632) shooting from the field, 10 rebounds, six assists, a season-high tying four blocks and two steals in 32 minutes on Feb. 10 vs. MIN. He was the youngest player (age 23) in Cavs history to record those numbers.
- Finished with 30 PTS on 10-16 (.625) shooting from the field, including 3-5 (.600) shooting from the 3-point line, 9 REB, a season-high tying 7 AST and 4 BLK in 34 MIN on Feb. 5 at DET. **Mobley became the 8th player in NBA history to record 30+ PTS, 9+ REB, 7+ AST and 3+ 3FGM in a game and first Cavaliers player to have those numbers.**
- Contributed his 15th double-double of the season with 21 PTS on 8-13 (.615) shooting from the field, 10 REB, 7 AST, 1 STL and 1 BLK in 35 MIN on Jan. 8th vs. OKC.
- Recorded 34 points on 14-21 (.667) shooting from the field, 10 rebounds, four assists and two blocks in 30 minutes on Jan. 3rd at DAL. It was his 3rd career game with 30+ points and 10+ rebounds. He was the 2nd player age 23 or younger in NBA history to record 30+ PTS 10+ REB, 4+ AST and 2+ BLK in 30 or fewer minutes (Karl-Anthony Towns, 2 times).
- Finished with 22 points on 10-14 (.714) shooting from the field, 13 rebounds, seven assists, two steals and one block in 30 minutes. He was the first Cavaliers player in team history to record those numbers on .700+ FG%. It was his 6th career game with 20+ PTS, 10+ REB and 5+ AST.
- Recorded his 11th DBL-DBL of the season with a **CAREER-HIGH 41 PTS** on 16-23 (.696) shooting from the field, including 6-8 (.750) shooting from the 3-point line, 10 REB and 3 BLK in 34 MIN on Dec. 7 at CHA. It was his first career 40-point game and **he was just the 4th player in NBA history to record those numbers in a game (Vince Carter, Kevin Durant, James Harden). He scored 23 of his PTS in the 1st quarter while shooting a perfect 5-5 from the 3-point line. He was the first player to have 23+ PTS on 5-5 or better shooting from the 3-point line in an opening quarter since Stephen Curry on Oct. 21, 2021 vs. LAC (25 PTS, 5-5 3FG in 1st Q). His 23 first quarter PTS were also T-3rd most points in an opening quarter in Cavaliers team history (Kevin Love, 34 PTS and LeBron James, 24 PTS).**
- Chipped in 24 points, 12 rebounds, three assists and one steal in 37 minutes on Nov. 29 at ATL. It was his 9th double-double of the season.
- Recorded 22 points, 11 rebounds, six assists, one steal and one bloc in 38 minutes on Nov. 19th at Boston. It was his 4th career game with 20+ PTS, 10+ REB and 5+ AST.

11th Year Pro

	2025-26 HIGHS	CAREER HIGHS
PTS	10 at NYK 10/22/25	23 vs. ATL 2/12/20
FGM	4 2 times	10 2 times
FGA	9 vs. ATL 11/2/25	17 vs. UTA 3/2/20
3FGM	2 3 times	5 2 times
3FGA	4 2 times	7 vs. DEN 12/8/24
FTM	2 at PHX 1/30/26	9 at MIL 2/10/17
FTA	3 at BKN 10/24/25	10 at MIL 2/10/17
OREB	3 2 times	10 vs. NYK 2/11/19
DREB	5 at NYK 10/22/25	15 at SAC 4/4/19
TREB	6 at NYK 10/22/25	19 at WAS 2/8/19
ASTS	4 vs. ATL 11/2/25	9 vs. UTA 12/29/21
STLS	2 3 times	6 2 times
BLKS	2 vs. IND 11/21/25	4 at CHI 11/10/18
MINs	25 vs. ATL 11/2/25	45 vs. BKN 1/20/21

🏆 Finished with a season-high 21 points, 13 rebounds, two assists, one steal and one block in 31 minutes on Dec. 19 at San Antonio.

3rd Year Pro

	GP	GS	PPG	RPG	APG	SPG	BPG	MPG	FG%	3FG%	FT%
2025-26	49	2	4.7	3.4	3.2	1.02	0.61	17.9	.458	.377	.545
Career	151	9	4.6	2.3	2.3	0.58	0.40	13.5	.492	.391	.678

	POINTS				REB		AST	BLK	STL		
	10+	20+	30+	40+	10+	20+	10+	3+	3+	DBL-DBL	TPL-DBL
2025-26	7	--	--	--	--	--	2	2	5	--	--
Career	25	2	--	--	1	--	3	3	8	--	--

RECENT GAMES														
OPPONENT	W/L	MIN	FG-A	3P-A	FT-A	OR	DR	TR	A	PF	ST	TO	BS	PTS
2/11 vs. WAS	W	17:41	0-3	0-1	0-0	3	1	4	4	0	2	1	1	0
2/9 at DEN	W	8:55	0-0	0-0	0-0	0	1	1	0	1	0	2	0	0
2/7 at SAC	W	22:48	1-3	0-1	2-4	1	2	3	4	1	2	0	0	4
2/4 at LAC	W	24:46	3-5	1-2	0-0	1	1	2	2	2	1	0	0	7
2/1 at POR	W	27:43	1-5	0-1	1-2	0	4	4	12	2	5	1	2	3

	2025-26 HIGHS	CAREER HIGHS
PTS	19 at MIA 11/12/25	21 vs. DEN 11/19/23
FGM	7 at MIA 11/12/25	8 at CHI 12/23/23
FGA	12 at MIA 11/12/25	19 vs. IND 4/13/25
3FGM	3 at MIA 11/12/25	4 vs. IND 4/13/25
3FGA	4 2 times	9 vs. IND 4/13/25
FTM	2 6 times	7 vs. DEN 11/19/23
FTA	4 at SAC 2/7/26	7 vs. DEN 11/19/23
OREB	5 at WAS 11/7/25	5 at WAS 11/7/25
DREB	7 at IND 1/6/26	8 at DAL 12/27/23
TREB	9 2 times	12 at DAL 12/27/23
ASTS	12 at POR 2/1/26	12 at POR 2/1/26
STLS	5 at POR 2/1/26	5 at POR 2/1/26
BLKS	4 at MIA 11/12/25	4 at MIA 11/12/25
MINS	32 at MIA 11/12/25	43 vs. IND 4/13/25

Finished with 15 points on 6-8 (.750) shooting from the field, including a perfect 3-3 shooting from the three point line, three rebounds and three assists in 25 minutes off the bench on Nov. 19th at Boston.



#24 Tyrese Proctor

Guard • 6-4 • 185lbs • 04/01/2004 • Duke/Australia

Rookie

PERSONAL: Son of Roderick and Melissa Proctor ... Born on Apr. 1, 2004... Has one sibling, Kaila Jones ... His father, Roderick, played college basketball at Mississippi College in Clinton, Mississippi...one of his special talents is to juggle...his favorite musical artist is Loe Shimmy...his favorite food to make is pavlova.

	GP	GS	PPG	RPG	APG	SPG	BPG	MPG	FG%	3FG%	FT%
2025-26	39	1	4.9	1.1	1.4	0.38	0.00	10.4	.391	.350	.852
Career	39	1	4.9	1.1	1.4	0.38	0.00	10.4	.391	.350	.852
	POINTS			REB			AST	BLK	STL	DBL-DBL	
	10+	20+	30+	40+	10+	20+	10+	3+	3+	DBL-DBL	TPL-DBL
2025-26	7	--	--	--	--	--	--	--	--	--	--
Career	7	--	--	--	--	--	--	--	--	--	--

RECENT GAMES

OPPONENT	W/L	MIN	FG-A	3P-A	FT-A	OR	DR	TR	A	PF	ST	TO	BS	PTS
2/11 vs. WAS	W	5:05	1-2	1-2	0-0	0	0	0	0	1	0	3	0	3
2/9 at DEN	W													
2/7 at SAC	W													
2/4 at LAC	W	6:58	3-7	0-2	0-0	0	0	0	2	0	1	0	0	6
2/1 at POR	W	2:34	0-1	0-0	0-0	0	0	0	1	0	0	1	0	0

I - P — 2 on the season.

	2025-26 HIGHS	CAREER HIGHS
PTS	17 at WAS 11/7/25	17 at WAS 11/7/25
FGM	6 vs. CHI 12/19/25	6 vs. CHI 12/19/25
FGA	15 2 times	15 2 times
3FGM	5 at WAS 11/7/25	5 at WAS 11/7/25
3FGA	8 2 times	8 2 times
FTM	4 at TOR 11/24/25	4 at TOR 11/24/25
FTA	4 3 times	4 3 times
OREB	1 6 times	1 6 times
DREB	5 vs. CHI 12/19/25	5 vs. CHI 12/19/25
TREB	6 vs. CHI 12/19/25	6 vs. CHI 12/19/25
ASTS	5 at PHX 1/30/26	5 at PHX 1/30/26
STLS	2 2 times	2 2 times
BLKS	--	--
MINS	27 vs. CHI 12/19/25	27 vs. CHI 12/19/25

NOTES:

2025-26 Notes:

- 🏆 Chipped in 12 PTS on a perfect 4-4 shooting from the field (2-2 3FG) in 10 minutes of play off the bench on Jan. 24 at ORL.
- 🏆 Finished with 16 PTS (3 3FGM), a career-high 6 REB, 3 AST and 1 STL in a career-high 27 MIN in **his first career start in the NBA on Dec. 19 vs. CHI.**
- 🏆 Tallied 11 points, including 2-5 (.400) shooting from the three-point line, three rebounds and three assists in 17 minutes off the bench on Nov. 23 vs. LAC.
- 🏆 Finished with a career-high 17 PTS, including 5-6 (.833) shooting from the 3-point line and 3 AST in 19 MIN off the bench on Nov. 7 at WAS. **He is the first rookie in Cavs history to make at least 5 3-pointers in a game in fewer than 20 minutes played. He is also the 18th rookie in NBA history to make at least 5 3-pointers in any single quarter.**

2024-25 SEASON:

Appeared in 38 games (all starts) for Duke, averaging 12.4 points, 2.2 assists and 3.0 rebounds in 29.9 minutes while shooting .405 from the three-point line...he ranked fourth in the ACC in three-point percentage (.405) and three-point field goals made per game (2.34) while also ranking fourth in program history (25th in NCAA Division I) in assist-turnover ratio (2.33). Proctor also led Duke to its 23rd ACC Tournament championship, contributing 19 points on a career-high six three-pointers made in the game and was named a 2024-25 All-ACC Third Team selection and ACC All-Tournament Second Team pick. Scored in double figures in 26 games as well as 20+ points on four occasions. Scored a season-high 25 points on 9-10 (.900) shooting from the field, including 7-8 (.875) shooting from the three-point line in 31 minutes on Mar 23 vs Baylor.



#8 Dennis Schröder

Guard • 6-1 • 175lbs • 09/15/1993 • SG Braunschweig/Germany

13th Year Pro

PERSONAL: Mother is Gambian and late father was German... Has two brothers and two sisters... Is an owner of his former German basketball club, Basketball Löwen Braunschweig... Played soccer and skateboarded until learning basketball at age 11... Played in a soccer match with FC Germania Bleckenstedt, a sixth division club in Germany, in 2024... Says if he wasn't playing basketball, he would be working in the fashion industry.

	GP	GS	PPG	RPG	APG	SPG	BPG	MPG	FG%	3FG%	FT%
2025-26	44	14	12.3	3.0	5.1	0.84	0.16	25.8	.400	.326	.821
Career	886	438	13.9	2.9	4.9	0.83	0.14	27.3	.430	.341	.835
	POINTS				REB		AST	BLK	STL		
	10+	20+	30+	40+	10+	20+	10+	3+	3+	DBL-DBL	TPL-DBL
2025-26	28	8	--	--	--	--	2	--	2	2	--
Career	610	209	22	1	2	--	55	1	53	51	--

RECENT GAMES

OPPONENT	W/L	MIN	FG-A	3P-A	FT-A	OR	DR	TR	A	PF	ST	TO	BS	PTS
2/11 vs. WAS	W	17:57	1-5	1-2	4-4	0	3	3	2	2	0	1	1	7
2/9 at DEN	W	24:39	2-7	0-4	1-2	0	2	2	3	2	2	1	0	5
2/7 at SAC	W	17:00	3-9	0-4	1-1	0	3	3	4	1	0	0	0	7
2/4 at LAC	W	19:13	5-14	1-5	0-0	0	2	2	6	0	3	3	0	11
2/1 at POR	W													

Inactive - Trade

Injury List — Missed 2 games due to Right Hip; Soreness (11/26, 11/28); Missed 5 games due to Right Hip Flexor; Strain (11/30, 12/3, 12/6, 12/8, 12/11)

I - T — 1 on the season.

	2025-26 HIGHS	CAREER HIGHS
PTS	27 at PHI 1/29/26	41 at UTA 3/20/18
FGM	9 2 times	16 2 times
FGA	21 at OKC 11/19/25	28 at UTA 3/20/18
3FGM	5 2 times	8 at MIL 4/10/19
3FGA	9 3 times	15 at MIL 4/10/19
FTM	7 vs. HOU 12/21/25	12 vs. MIA 1/4/23
FTA	8 2 times	14 vs. MIA 1/4/23
OREB	3 vs. POR 12/20/25	3 14 times
DREB	7 vs. GSW 11/5/25	11 vs. LAC 12/22/20
TREB	7 2 times	12 2 times
ASTS	12 vs. LAL 10/26/25	15 2 times
STLS	3 2 times	5 2 times
BLKS	1 7 times	3 at NYK 3/23/24
MINs	37 at MIL 11/1/25	55 vs. NYK 1/29/17

NOTES:

2025-26 Notes:

- Contributed 11 PTS (most in the game by a Cavs bench player), 6 AST and 3 STL in 19 MIN off the bench in his Cavaliers debut on Feb. 4 at LAC
- Acquired by Cleveland from Sacramento in a three-team trade on February 1st.
- Recorded a season-high 27 PTS, 4 REB, 2 AST and 1 STL in 31 MIN on Jan. 29 at PHI.
- Has recorded two double-doubles on the season, including 18 PTS and 12 AST on Oct. 26 vs. LAL and 24 PTS and 10 AST on Dec. 21 vs. HOU.
- Chipped in 24 PTS on 7-13 (.538) shooting from the field, including 3-5 (.600) shooting from the 3-point line, 7 AST and 2 STL in 37 MIN in a win at MIL on Nov. 1.

2024-25 SEASON:

Appeared in 75 games (49 starts) across three teams (Brooklyn, Golden State and Detroit) last season... Averaged 13.1 points (.406 FG%, .342 3pt%, .838 FT%), 2.6 rebounds, 5.4 assists and 0.9 steals in 28.0 minutes... Scored in double figures in 47 games, including 20+ points in 14 games and 30+ points in three games... Dished out 10+ assists in seven games.



#2 Max Strus

Guard/Forward • 6-5 • 225lbs • 03/28/1996 • DePaul/USA

7th Year Pro

PERSONAL: Full name is Max Tanner Strus...is the son of John and Debbie Strus... has an older brother, Marty, and an older sister, Maggie...his mother played basketball and volleyball at DePaul and was inducted into the Athletics Hall of Fame in 2000...his father was a pitcher at Eastern Illinois University...his brother played basketball at Lewis University and his sister played volleyball at the University of Illinois, Chicago...his cousin, Katie Reilly played volleyball for four years at Wichita State and beach volleyball for one season at South Carolina...his cousin, Stacey Reilly, played volleyball at Louisiana University...his cousin, Clark Brinkman, played baseball at Creighton and was drafted by the Detroit Tigers in the 32nd round of the 2018 Major League Baseball Amateur Draft...graduated DePaul with a degree in Business Administration and started his masters in sports management...chose his major because he wanted to work in the business side of sports when he was done playing...in his free time he enjoys being outside playing catch or playing golf...his favorite sport other than basketball is baseball where he's a big Chicago White Sox fan...threw out the first pitch prior to the A's-White Sox game on Aug. 18, 2021 at Guaranteed Rate Field...hosted his first Max Strus Basketball Camp at his high school in the summer of 2022 with all the proceeds going to the Weish4Ever Foundation where he is very close with the family...their foundation provides financial support for families with children and young adults battling cancer...wears size 14 sneakers.

	GP	GS	PPG	RPG	APG	SPG	BPG	MPG	FG%	3FG%	FT%		2025-26 HIGHS	CAREER HIGHS
** No Games Played 2025-26 Regular Season **												PTS	--	32 at ORL 12/17/21
Career	309	156	10.4	3.4	2.4	0.55	0.23	25.5	.427	.368	.812	FGM	--	11 at ORL 12/17/21
	POINTS			REB			AST	BLK	STL	DBL-DBL	TPL-DBL	FGA	--	24 at WAS 11/18/22
	10+	20+	30+	40+	10+	20+	10+	3+	3+			3FGM	--	9 at BOS 1/31/22
2025-26	--	--	--	--	--	--	--	--	--	--	--	3FGA	--	17 2 times
Career	159	32	2	--	7	--	2	--	5	7	1	FTM	--	6 2 times
RECENT GAMES														
OPPONENT	W/L	MIN	FG-A	3P-A	FT-A	OR	DR	TR	A	PF	ST	TO	BS	PTS
2/11 vs. WAS	W										Inactive - Injury			
2/9 at DEN	W										Inactive - Injury			
2/7 at SAC	W										Inactive - Injury			
2/4 at LAC	W										Inactive - Injury			
2/1 at POR	W										Inactive - Injury			

Injury List — Missed 55 games due to Left Foot; Surgery - Jones Fracture (10/22, 10/24, 10/26, 10/27, 10/29, 10/31, 11/2, 11/5, 11/7, 11/8, 11/10, 11/12, 11/13, 11/15, 11/17, 11/19, 11/21, 11/23, 11/24, 11/28, 11/30, 12/1, 12/3, 12/5, 12/6, 12/12, 12/14, 12/17, 12/19, 12/22, 12/23, 12/25, 12/27, 12/29, 12/31, 1/2, 1/4, 1/6, 1/8, 1/10, 1/12, 1/14, 1/16, 1/19, 1/21, 1/23, 1/24, 1/26, 1/28, 1/30, 2/1, 2/4, 2/7, 2/9, 2/11)

NOTES:

2024-25 SEASON:

Appeared in 50 games (37 starts) with Cleveland.

- 🏆 Averaged 9.4 points, 4.3 rebounds and 3.2 assists in 25.5 minutes.
- 🏆 Scored 10+ points in 23 games and 20+ points on one occasion.
- 🏆 Finished the season as the only player in the Eastern Conference to average 20.0+ PPG, 6.0+ RPG, 1.0 SPG and .400+ 3FG%.
- 🏆 Recorded a season-high 24 PTS on 8-12 (.667) shooting from the field, including 5-8 (.625) shooting from the 3-point line and 4 REB in 26 minutes on March 18 at L.A. Clippers.
- 🏆 Chipped in 13 points, including 4-7 (.571) shooting from the 3-point line, four rebounds, four assists, one steal and one block in 22 minutes off the bench on Jan. 14 at IND.
- 🏆 Recorded a season-high 17 PTS, including 5-6 (.833) shooting from the 3-point line, 5 AST and 3 REB in 26 MIN off the bench on Jan. 8 vs. OKC. It was his highest career FG% in a game with 6+ FGM
- 🏆 Contributed a season-high 15 PTS, including 4-8 (.500) shooting from the three-point line, 4 AST, 3 REB and 2 BLK in 27 MIN off the bench on Dec. 31 at LAL
- 🏆 Made his season debut on Dec. 20 vs. MIL after missing the first 27 games of the season due to injury. Recorded 9 PTS on three made three-pointers in 19 MIN off the bench.



#35 Nae'Qwan Tomlin

Forward • 6-8 • 210lbs • 12/19/2000 • Memphis/USA

2nd Year Pro

PERSONAL: Son of Aisha Ishmael...has two siblings, Nyeem and Nalyna...Tomlin did not play organized basketball until college.

	GP	GS	PPG	RPG	APG	SPG	BPG	MPG	FG%	3FG%	FT%
2025-26	44	2	6.6	3.1	0.9	0.77	0.64	17.1	.487	.218	.745
Career	49	3	6.6	3.2	0.9	0.69	0.59	16.6	.478	.216	.742
	POINTS				REB		AST	BLK	STL		
	10+	20+	30+	40+	10+	20+	10+	3+	3+	DBL-DBL	TPL-DBL
2025-26	8	--	--	--	1	--	--	1	--	--	--
Career	9	1	--	--	2	--	--	1	--	1	--

RECENT GAMES

OPPONENT	W/L	MIN	FG-A	3P-A	FT-A	OR	DR	TR	A	PF	ST	TO	BS	PTS
2/11 vs. WAS	W	15:59	4-8	0-2	0-0	4	1	5	0	2	2	1	0	8
2/9 at DEN	W	12:30	2-3	2-2	0-0	0	1	1	0	3	0	0	1	6
2/7 at SAC	W	16:49	3-4	0-0	0-0	2	3	5	2	2	0	0	0	6
2/4 at LAC	W	20:16	1-7	0-4	2-2	0	1	1	2	4	2	0	2	4
2/1 at POR	W	21:28	5-8	0-2	2-2	0	1	1	0	1	1	0	0	12

1 - GLTW — 4 on the season.

	2025-26 HIGHS	CAREER HIGHS
PTS	18 vs. TOR 11/13/25	24 vs. IND 4/13/25
FGM	8 vs. TOR 11/13/25	8 2 times
FGA	14 vs. CHI 12/19/25	21 vs. IND 4/13/25
3FGM	2 5 times	2 6 times
3FGA	5 2 times	8 vs. IND 4/13/25
FTM	5 at MIA 11/12/25	6 vs. IND 4/13/25
FTA	6 at MIA 11/12/25	8 vs. IND 4/13/25
OREB	7 at CHA 1/21/26	7 at CHA 1/21/26
DREB	6 vs. GSW 12/6/25	6 2 times
TREB	12 vs. GSW 12/6/25	12 2 times
ASTS	4 at ORL 1/24/26	4 at ORL 1/24/26
STLS	2 11 times	2 11 times
BLKS	4 at IND 12/1/25	4 at IND 12/1/25
MINS	32 at TOR 11/24/25	47 vs. IND 4/13/25

NOTES:

2025-26 Notes:

- Chipped in 12 PTS on 5-8 (.625) shooting from the field and 1 STL in 21 MIN off the bench on Feb. 1 at POR. It was the first time in his career with back to back games scoring 10+ PTS.
- Finished with 14 PTS on 6-9 (.667) shooting from the field, 5 REB and 2 STL in 25 MIN off the bench on Jan. 30 at PHX.
- Contributed 15 PTS, 3 REB, 2 AST and 1 STL in 21 MIN off the bench on Dec. 19 vs. Bulls.
- Tallied a career-high 4 BLK on Dec. 1 at IND.
- Recorded 14 points on 6-8 (.750) shooting from the field, four rebounds and one steal in 32 minutes off the bench on Nov. 24 at TOR.
- Finished with 10 points and two rebounds in 20 minutes. It is the second time this season he has scored in double figures and third time in his career
- Contributed a season-high 18 points on 8-10 (.800) shooting from the field, six rebounds and two steals in 22 minutes on Nov. 13 vs. TOR. It was his second-highest scoring total of his career (24 PTS on April 13, 2025 vs. IND).

2024-25 SEASON:

Appeared in five games for Cleveland this season.

- Recorded his first career double-double with a career-high 24 points, a career-high 12 rebounds, two assists and one block in 46 minutes.
- Scored his first career NBA basket on Feb. 20 at Brooklyn.
- Cleveland Charge Notes:** Appeared in 47 regular season games in the NBA G League for the Cleveland Charge, averaging 17.3 points, 7.3 rebounds, 1.9 assists, 1.50 blocks and 0.90 steals in 29.6 minutes.



#20 Jaylon Tyson

Guard • 6-6 • 224lbs • 12/02/2002 • California/USA

2nd Year Pro

PERSONAL: Son of John Tyson and Sandra Brown...has two brothers, Jordyn and Berron...his brother, Jordyn is a wide receiver at Arizona State and his brother, Berron played football at South Alabama...he graduated from John Paul II High School in Plano, Texas where he helped lead the school to its first ever TAPPS class 6A state championship during his junior season...played for 2x NBA Champion Mark Madsen at University of California...his favorite food is sweet potato fries.

	GP	GS	PPG	RPG	APG	SPG	BPG	MPG	FG%	3FG%	FT%
2025-26	50	35	13.9	5.4	2.3	0.86	0.40	27.8	.514	.475	.750
Career	97	38	8.9	3.8	1.6	0.58	0.24	19.0	.495	.448	.759

	POINTS				REB		AST	BLK	STL		
	10+	20+	30+	40+	10+	20+	10+	3+	3+	DBL-DBL	TPL-DBL
2025-26	36	7	1	--	5	--	--	1	6	5	--
Career	40	8	2	--	6	--	--	1	7	6	--

RECENT GAMES

OPPONENT	W/L	MIN	FG-A	3P-A	FT-A	OR	DR	TR	A	PF	ST	TO	BS	PTS
2/11 vs. WAS	W	21:29	2-6	0-1	3-4	1	4	5	1	0	1	0	0	7
2/9 at DEN	W	31:10	6-13	4-9	0-0	2	1	3	1	3	0	2	0	16
2/7 at SAC	W	27:17	3-8	0-1	4-4	3	3	6	0	1	0	3	0	10
2/4 at LAC	W	24:32	7-10	3-3	0-3	2	2	4	1	1	1	2	0	17
2/1 at POR	W	29:30	7-12	4-4	0-0	1	2	3	6	0	0	4	0	18

Injury List — Missed 5 games due to Head; Concussion (11/12, 11/13, 11/15, 11/17, 11/19)

	2025-26 HIGHS	CAREER HIGHS
PTS	39 at PHI 1/16/26	39 at PHI 1/16/26
FGM	13 at PHI 1/16/26	13 at PHI 1/16/26
FGA	20 at HOU 12/27/25	25 vs. IND 4/13/25
3FGM	7 at PHI 1/16/26	7 at PHI 1/16/26
3FGA	12 vs. BOS 11/30/25	12 2 times
FTM	6 2 times	6 2 times
FTA	6 2 times	6 2 times
OREB	8 at HOU 12/27/25	8 at HOU 12/27/25
DREB	10 vs. CHA 12/14/25	10 vs. CHA 12/14/25
TREB	15 at HOU 12/27/25	15 at HOU 12/27/25
ASTS	6 2 times	7 vs. NOP 11/20/24
STLS	3 6 times	3 7 times
BLKS	3 vs. TOR 10/31/25	3 vs. TOR 10/31/25
MINs	38 at PHI 1/16/26	46 vs. IND 4/13/25

NOTES:

2025-26 Notes:

- Finished with a **CAREER-HIGH 39 PTS on 13-17 (.765) shooting from the field, including 7-9 (.778) shooting from the 3-point line**, 5 REB and 4 AST in 38 MIN on Jan. 16 at PHI. It was his 2nd career 30-point game and his 7 made 3FG was a career-high. **Tyson was the first Cavs player to score 39+ PTS on 17 or fewer FGA since Kevin Love on Feb. 6, 2017 (39 PTS, 11-17 FG)**. He also became the 8th-youngest player in Cavs history to score at least 39 PTS in a game (23y-045d).
- Recorded his 4th double-double of the season (5th of his career) with a team-high 23 PTS on 10-20 (.500) shooting from the field, a career-high 15 REB (8 OREB), 1 STL and 1 BLK in 30 MIN off the bench on Dec. 27 at HOU. His 8 offensive rebounds are tied for the most OREB by a Cavalier this season. His 5 OREB in the 4th quarter were also the most OREB in a quarter by a Cavs player since Jarrett Allen (5 OREB) on 1/9/25 vs. TOR.
- Finished with 21 PTS on 8-10 (.800) shooting from the field, 3 AST, 2 REB, 1 STL and 1 BLK in 33 MIN on Dec. 17 at CHI. It was his 3rd game of the season with at least 20 PTS.
- Contributed his third double-double of the season (fourth in his career) with 16 points, including 2-4 (.500) shooting from the three-point line, **a career-high 13 rebounds** and one steal in 35 minutes off the bench on Dec. 14 vs. CHA.
- Finished with 24 PTS on 11-15 (.733) shooting from the field, 6 REB, 2 AST and 2 BLK in 32 MIN on Dec. 5 vs. San Antonio. **Over his 3 game span from Dec. 1-5, Tyson shot 27-37 (.729) from the field becoming just the 3rd Cavs player ever to shoot .725+ FG% over a 3 game span on 37+ attempts (LeBron James, Mark Price).**
- Finished with his second career double-double with a season-high 27 PTS on 10-13 (.769) shooting from the field, including 4-5 (.800) shooting from the 3-point line, a game-high 11 REB, 4 AST and 1 STL in 31 MIN on Dec. 1 at IND.
- Recorded 14 points on 6-7 (.857) shooting from the field, including 2-3 (.667) shooting from the three-point line, eight rebounds and three assists in 27 minutes on Nov. 21 vs. IND. He made his first 6 shots to start the game in the win.
- Tallied 17 PTS on 6-10 (.600) shooting from the field, including 3-4 (.750) shooting from the 3-point line, 7 REB, 3 AST, 2 STL and 2 BLK in 31 MIN on Nov. 8 vs. CHI.
- Finished with 18 points, including 5-11 (.455) shooting from the three-point line, three rebounds and two assists in 25 minutes on Nov. 2 vs. ATL. His five made triples were a career-high for three-pointers made.
- Contributed 18 points on 7-14 (.500) including 4-8 (.500) shooting from the three-point line, four rebounds, four assists and a career-high three blocks in 33 minutes on Oct. 31 vs. TOR.
- Chipped in a team-high 19 PTS on 8-11 (.727) shooting from the field, 5 REB and a career-high tying 3 STL in 27 MIN on Oct. 29 at BOS. It was the fourth multi-steal game of his career and second-highest career scoring total (31 PTS on April 13, 2025 vs. IND).

2024-25 SEASON:

Appeared in 47 games (three starts) for Cleveland, averaging 3.6 points and 2.0 rebounds in 9.6 minutes. Scored in double figures four times during the season.

- Finished with a career-high 31 points, seven rebounds, four assists, three steals and one block in 46 minutes on April 13 vs. IND.
- Recorded his first career double-double with 16 points on 7-12 (.583) shooting from the field, a career-high and game-high tying 11 rebounds, a career-high seven assists and two steals in 37 minutes of play in his first career NBA start on Nov. 20 vs. NOP. With his first career NBA start, Tyson became the first Cavs rookie to tally at least 16 points, 11 rebounds, seven assists and 2 steals in a single game since Brad Daugherty on 4/7/87 (20 PTS, 11 REB, 7 AST, 2 STL vs. Boston).



#32 Dean Wade

Forward • 6-9 • 225lbs • 11/20/1996 • Kansas State/USA

7th Year Pro

PERSONAL: Full name is Dean Jackson Wade...graduated in May 2019 with a bachelor's degree in social science...father, Jay, lettered one season on the Kansas State football team...mother, Trish, played volleyball and basketball at Barton Community College and is in the school's Hall of Fame...has an older sister, Teresa, who was an all-state volleyball player at St. John and the 2010 Class 1A State Division I MVP...his first job was a lifeguard...he is an avid Kansas City Chiefs fan...Wade wants to one day participate in the "running with the bulls"...his first job was a lifeguard.

	GP	GS	PPG	RPG	APG	SPG	BPG	MPG	FG%	3FG%	FT%		2025-26 HIGHS	CAREER HIGHS
2025-26	43	22	5.8	4.1	1.6	0.81	0.40	22.8	.417	.340	.750	PTS	14 2 times	23 vs. BOS 3/5/24
Career	326	144	5.3	3.6	1.1	0.65	0.35	19.9	.427	.364	.692	FGM	5 vs. CHA 12/14/25	8 3 times
	POINTS				REB		AST	BLK	STL					
	10+	20+	30+	40+	10+	20+	10+	3+	3+	DBL-DBL	TPL-DBL			
2025-26	9	--	--	--	--	--	--	--	4	--	--			
Career	56	4	--	--	6	--	--	2	22	3	--			

RECENT GAMES														
OPPONENT	W/L	MIN	FG-A	3P-A	FT-A	OR	DR	TR	A	PF	ST	TO	BS	PTS
2/11 vs. WAS	W													
2/9 at DEN	W													
2/7 at SAC	W													
2/4 at LAC	W	19:37	2-5	1-3	0-0	0	3	3	1	1	1	0	0	5
2/1 at POR	W	26:25	2-5	2-4	0-0	0	3	3	1	3	3	0	0	6

Injury List — Missed 1 game due to Right Eye; Contusion (11/7); Missed 1 game due to Right Knee; Hyperextension (11/24); Missed 1 game due to Left Knee; Soreness (1/2); Missed 6 games due to Left Knee; Contusion (1/4, 1/8, 1/10, 1/12, 1/14, 1/16); Missed 3 games due to Left Ankle; Sprain (2/7, 2/9, 2/11)

NOTES:

2025-26 Notes:

- Cleveland is 37-15 (.711) with Wade in the starting lineup over the last 2 seasons.
- Recorded 14 points on 4-7 (.571) shooting from the three-point line, a team-high seven rebounds and two assists in 28 minutes off the bench on Dec. 22 vs. CHA. He scored 11 of his points in the 4th quarter, marking his 2nd-highest scoring output in a 4th quarter in his career.
- Tallied a season-high 14 points on 5-9 (.556) shooting from the field, including 3-6 (.500) shooting from the three-point line, eight rebounds, two assists, and one steal in 31 minutes on Dec. 14 vs. CHA.
- Chipped in 12 PTS on 4-6 (.667) shooting from the field, 8 REB, 5 AST and 1 STL in 29 MIN off the bench on Dec. 5 vs. the Spurs. It was the 2nd time in his career with at least 12 PTS, 8 REB and 5 AST in a game.

2024-25 SEASON:

Appeared in 59 games (30 starts) this season for Cleveland.

- Averaged 5.4 points and 4.2 rebounds in 21.2 minutes.
- Scored 10+ points in nine games this season.
- Finished with his third career double-double with 10 PTS, a career-high 13 REB, 1 STL and 2 BLK in 25 MIN on Dec. 30 at Golden State.
- Recorded 19 PTS on 7-9 (.778) shooting from the field, including 5-7 (.714) shooting from the 3-point line, 5 REB and 2 STL in 27 MIN. It was the 8th time in his career with 5+ 3FGM.



BY CAVALIERS

AN INDIVIDUAL...

BY OPPONENT

32 PTS/30 PTS, Sam Merrill/Donovan Mitchell: (CLE W, 138-113) vs. Washington, 02/11/26

Scored 30+ points

30 PTS, Nique Clifford: (CLE W, 132-126) @ Sacramento, 02/07/26

40 PTS, Jarrett Allen: (CLE W, 130-111) @ Portland, 02/01/26

Scored 40+ points

42 PTS, Payton Pritchard: (CLE L, 115-117) vs. Boston, 11/30/25

71 PTS, Donovan Mitchell: (CLE W, 145-134 (OT)) vs. Chicago, 01/02/23

Scored 50+ points

50 PTS, Damian Lillard: (CLE W, 119-113) @ Portland, 01/12/23

17 REB, Jarrett Allen: (CLE W, 130-111) @ Portland, 02/01/26

Had 15+ Rebounds

16 REB, Domantas Sabonis: (CLE W, 123-118) vs. Sacramento, 01/23/26

20 REB, Tristan Thompson: (CLE L, 118-126 (2OT)) vs. Indiana, 04/13/25

Had 20+ Rebounds

20 REB, Kel'el Ware: (CLE L, 138-140 (OT)) @ Miami, 11/10/25

25 REB, Anderson Varejão: (CLE W, 87-81 (OT)) vs. Orlando, 01/02/14

Had 25+ Rebounds

26 REB, Andre Drummond: (CLE L, 123-132 (2OT)) @ Chicago, 02/28/24

15 AST, Caris LeVert: (CLE L, 123-132 (2OT)) @ Chicago, 02/28/24

Had 15+ assists

22 AST, Trae Young: (CLE L, 124-135) vs. Atlanta, 11/27/24

22 AST, Andre Miller: (CLE L, 91-94) vs. Philadelphia, 12/15/01

Had 20+ assists

22 AST, Trae Young: (CLE L, 124-135) vs. Atlanta, 11/27/24

5 BLK, Evan Mobley: (CLE W, 129-113) vs. Phoenix, 12/31/25

Had 5+ Blocks

5 BLK, Scottie Barnes: (CLE L, 113-126) vs. Toronto, 11/13/25

11 BLK, Larry Nance: (CLE W, 104-96) vs. New York, 01/07/89

Had 10+ Blocks

10 BLK, Calvin Booth: (CLE W, 104-96) @ Oklahoma City, 01/13/04

5 STL, Craig Porter Jr.: (CLE W, 130-111) @ Portland, 02/01/26

Had 5+ Steals

5 STL, Aaron Wiggins: (CLE L, 104-136) vs. Oklahoma City, 01/19/26

11 FGM/11 FGM, Donovan Mitchell/Sam Merrill: (CLE W, 138-113) vs. Washington, 02/11/26

Made 10+ Field Goals

12 FGM, Nique Clifford: (CLE W, 132-126) @ Sacramento, 02/07/26

16 FGM, Jarrett Allen: (CLE W, 130-111) @ Portland, 02/01/26

Made 15+ Field Goals

15 FGM, Payton Pritchard: (CLE L, 115-117) vs. Boston, 11/30/25

22 FGM, Donovan Mitchell: (CLE W, 145-134 (OT)) vs. Chicago, 01/02/23

Made 20+ Field Goals

21 FGM, Jamal Murray: (CLE L, 103-120) vs. Denver, 02/19/21

9 3FGM, Sam Merrill: (CLE W, 138-113) vs. Washington, 02/11/26

Made 7+ 3-Pointers

7 3FGM, Devin Vassell: (CLE W, 130-117) vs. San Antonio, 12/05/25

10 3FGM, Sam Merrill: (CLE W, 138-113) vs. Washington, 02/11/26

10+ 3-Pointer Attempts

10 3FGM, Russell Westbrook: (CLE W, 132-126) @ Sacramento, 02/07/26

15 FTM, Donovan Mitchell: (CLE L, 113-126) vs. Toronto, 11/13/25

Made 15+ Free Throws

16 FTM, Deni Avdija: (CLE L, 110-122) vs. Portland, 12/03/25

20 FTM, Donovan Mitchell: (CLE W, 145-134 (OT)) vs. Chicago, 01/02/23

Made 20+ Free Throws

23 FTM, Dwyane Wade: (CLE L, 89-92) @ Miami, 02/01/07

5 FB, Donovan Mitchell: (CLE W, 116-95) @ Detroit, 10/27/25

Made 5+ Fast Breaks

5 FB, Immanuel Quickley: (CLE L, 113-126) vs. Toronto, 11/13/25

* Never Has Happened *

10+ Fast Break Attempts

* Never Has Happened *

6 TO/5 TO, James Harden/Donovan Mitchell: (CLE W, 138-113) vs. Washington, 02/11/26

5+ Turnovers

7 TO, Nikola Jokić: (CLE W, 119-117) @ Denver, 02/09/26

10 FD, Donovan Mitchell: (CLE W, 119-117) @ Denver, 02/09/26

10+ Fouls Drawn

12 FD, Jaylen Brown: (CLE L, 115-117) vs. Boston, 11/30/25

209.1 OR, Dean Wade: (CLE L, 106-112) vs. Boston, 03/04/20

200+ Offensive Rating

218.0 OR, Tony Bradley: (CLE L, 113-126) vs. Utah, 03/02/20

* Never Has Happened *

200+ Defensive Rating

* Never Has Happened *

11 FGM/11 FGM, Donovan Mitchell/Sam Merrill: (CLE W, 138-113) vs. Washington, 02/11/26

Two Players with 10+ Field Goals Made

12 FGM/11 FGM, Shai Gilgeous-Alexander/Chet Holmgren: (CLE L, 104-136) vs. Oklahoma City, 01/19/26

6 3FGM/5 3FGM, Donovan Mitchell/Darius Garland: (CLE W, 139-132) vs. Charlotte, 12/22/25

Two Players with 5+ 3-Pointers Made

5 3FGM/5 3FGM, Russell Westbrook/Nique Clifford: (CLE W, 132-126) @ Sacramento, 02/07/26

14 PTS, 10 REB, 11 AST, Max Strus: (CLE L, 110-120) vs. Charlotte, 04/14/24

Had a triple-double

22 PTS, 14 REB, 11 AST, Nikola Jokić: (CLE W, 119-117) @ Denver, 02/09/26

25 PTS, 20 REB, Jarrett Allen: (CLE L, 104-107) vs. Miami, 03/20/24

Had a 20/20 game

28 PTS, 20 REB, Ivica Zubac: (CLE L, 119-132) @ LA Clippers, 03/18/25

1st period, De'Andre Hunter: (CLE W, 113-101) @ San Antonio, 12/29/25

Had a four-point play

4th period, Jerami Grant: (CLE W, 130-111) @ Portland, 02/01/26

A TEAM...

138 PTS, (CLE W, 138-113) vs. Washington, 02/11/26

Scored 120+ points

126 PTS, (CLE W, 132-126) @ Sacramento, 02/07/26

138 PTS, (CLE W, 138-113) vs. Washington, 02/11/26

Scored 130+ points

136 PTS, (CLE L, 104-136) vs. Oklahoma City, 01/19/26

146 PTS, (CLE W, 146-134) vs. Minnesota, 01/10/26

Scored 140+ points

140 PTS, (CLE L, 138-140 (OT)) @ Miami, 11/10/25

154 PTS, (CLE W, 154-153 (4OT)) vs. LA Lakers, 01/29/80

Scored 150+ points

153 PTS, (CLE W, 154-153 (4OT)) vs. LA Lakers, 01/29/80

.609 (56-92), (CLE W, 142-105) vs. New York, 02/21/25

Shot .600+ from the field

.616 (53-86), (CLE L, 115-135) vs. Toronto, 04/10/21

25 PTS, (CLE W, 138-113) vs. Washington, 02/11/26

Won by 20+ points

32 PTS, (CLE L, 104-136) vs. Oklahoma City, 01/19/26

33 PTS, (CLE W, 124-91) @ LA Clippers, 02/04/26

Won by 30+ points

32 PTS, (CLE L, 104-136) vs. Oklahoma City, 01/19/26

43 PTS, (CLE W, 110-67) vs. Philadelphia, 01/15/94

Won by 40+ points

41 PTS, (CLE L, 92-133) vs. LA Clippers, 02/09/20

68 PTS, (CLE W, 148-80) vs. Miami, 12/17/91

Won by 50+ points

55 PTS, (CLE L, 57-112) @ LA Lakers, 01/11/11

63 REB, (CLE W, 138-113) vs. Washington, 02/11/26

Had 60+ rebounds

61 REB, (CLE W, 119-117) @ Denver, 02/09/26

41 AST, (CLE W, 130-111) @ Portland, 02/01/26

Had 35+ assists

35 AST, (CLE L, 111-127) @ Chicago, 12/17/25

41 AST, (CLE W, 130-111) @ Portland, 02/01/26

Had 40+ assists

43 AST, (CLE L, 94-141) @ Philadelphia, 12/07/19



50 FGM, (CLE W, 124-91) @ LA Clippers, 02/04/26	Made 50+ field goals	50 FGM, (CLE L, 104-136) vs. Oklahoma City, 01/19/26
20 3FGM, (CLE W, 133-107) @ Philadelphia, 01/14/26	Made 20+ 3-pointers	23 3FGM, (CLE L, 113-126) @ Phoenix, 01/30/26
43 FTM, (CLE W, 118-117) @ Charlotte, 03/07/25	Made 35+ free throws	36 FTM, (CLE L, 138-140 (OT)) @ Miami, 11/10/25
1st OT, (CLE W, 133-129 (OT)) vs. Portland, 03/02/25	Overtime Win	1st OT, (CLE L, 111-119 (OT)) vs. Charlotte, 12/14/25
2nd OT, (CLE W, 132-122 (2OT)) vs. Charlotte, 11/18/22	Double-Overtime Win	2nd OT, (CLE L, 118-126 (2OT)) vs. Indiana, 04/13/25
* Never Has Happened *	Triple-Overtime Win	3rd OT, (CLE L, 139-148 (3OT)) vs. Brooklyn, 02/13/19
4th OT, (CLE W, 154-153 (4OT)) vs. LA Lakers, 01/29/80	Quadruple-Overtime Win	4th OT, (CLE L, 129-131 (4OT)) vs. Portland, 10/18/74

THE CAVALIERS (SINGLE-SEASON)...

2/1/2026 — 2/11/2026 (5)	Won 5 straight	--
2/5/2025 — 3/14/2025 (16)	Won 10 straight	--
2/10/2025 — 3/11/2025 (6)	Won 5 straight at home	--
12/1/2024 — 1/9/2025 (10)	Won 10 straight at home	--
1/19/2015 — 4/5/2015 (18)	Won 15 straight at home	--
1/29/2025 — 3/14/2025 (11)	Won 5 straight on road	--
1/29/2025 — 3/14/2025 (11)	Won 10 straight on road	--
* Never Has Happened *	Won 15 straight on road	--
5/11/2025 — 10/12/2025 (5)	Lost 5 straight	--
4/23/2021 — 5/10/2021 (11)	Lost 10 straight	--
4/28/2021 — 5/10/2021 (7)	Lost 5 straight at home	--
4/3/2024 — 5/7/2024 (7)	Lost 5 straight on road	--



CAVALIERS RECORD WHEN...	OVERALL	HOME	ROAD
Outrebounding opponent	22-5	12-3	10-2
Outrebounded by opponent	12-15	6-8	6-7
Tied in Rebounding	0-1	0-0	0-1
Shooting better than opponent	29-3	15-1	14-2
Shooting worse than opponent	5-18	3-10	2-8
Shooting same than opponent	0-0	0-0	0-0
More FTM than opponent	16-9	8-5	8-4
Less FTM than opponent	16-11	8-6	8-5
Same FTM than opponent	2-1	2-0	0-1
More 3FGM than opponent	19-7	10-3	9-4
Less 3FGM than opponent	10-14	5-8	5-6
Same 3FGM than opponent	5-0	3-0	2-0
More assists than opponent	27-4	15-2	12-2
Less assists than opponent	4-17	3-9	1-8
Same assists than opponent	3-0	0-0	3-0
More turnovers than opponent	11-9	7-3	4-6
Less turnovers than opponent	22-12	10-8	12-4
Same turnovers than opponent	1-0	1-0	0-0
Bench outscores opponent bench	14-6	8-2	6-4
Opponent bench outscores CLE	20-14	10-9	10-5
Bench scoring equal	0-1	0-0	0-1
Scoring less than 80 points	0-0	0-0	0-0
Scoring between 80-89 points	0-0	0-0	0-0
Scoring between 90-99 points	1-2	0-1	1-1
Scoring between 100-109	1-5	1-3	0-2
Scoring 110 or more points	32-14	17-7	15-7
Opponent scores less than 80	0-0	0-0	0-0
Opponent scores between 80-89	1-0	0-0	1-0
Opponent scores between 90-99	4-1	2-1	2-0
Opponent scores between 100-109	9-0	6-0	3-0
Opponent scores 110 or more	20-20	10-10	10-10

NUMBER OF TIMES RECORDING	POINTS				REB		AST	BLK	STL	DD	TD
	10+	20+	30+	40+	10+	20+	10+	3+	3+		
Jarrett Allen	31	9	2	1	15	--	--	3	2	13	--
Lonzo Ball	2	--	--	--	--	--	--	--	5	--	--
Thomas Bryant	8	--	--	--	--	--	--	--	--	--	--
Keon Ellis	--	--	--	--	--	--	--	--	1	--	--
Tristan Enaruna	--	--	--	--	--	--	--	--	--	--	--
Darius Garland	23	11	1	--	--	--	4	--	1	4	--
James Harden	3	2	--	--	1	--	1	1	--	2	--
De'Andre Hunter	33	7	--	--	--	--	--	--	2	--	--
Chris Livingston	--	--	--	--	--	--	--	--	--	--	--
Sam Merrill	23	7	1	--	--	--	--	--	1	--	--
Emanuel Miller	--	--	--	--	--	--	--	--	--	--	--
Donovan Mitchell	51	41	28	5	2	--	2	--	9	4	--
Evan Mobley	39	16	--	--	18	--	--	13	4	17	--
Larry Nance Jr.	1	--	--	--	--	--	--	--	--	--	--
Craig Porter Jr.	7	--	--	--	--	--	2	2	5	--	--
Tyrese Proctor	7	--	--	--	--	--	--	--	--	--	--
Dennis Schröder	1	--	--	--	--	--	--	--	1	--	--
Max Strus	--	--	--	--	--	--	--	--	--	--	--
Nae'Qwan Tomlin	8	--	--	--	1	--	--	1	--	--	--
Luke Travers	--	--	--	--	--	--	--	--	--	--	--
Jaylon Tyson	36	7	1	--	5	--	--	1	6	5	--
Dean Wade	9	--	--	--	--	--	--	--	4	--	--

NUMBER OF TIMES LEADING TEAM IN . . . (INCLUDES TIES)

	PTS	REB	AST	BLK	STL	MIN
Jarrett Allen	3	20	--	16	7	--
Lonzo Ball	--	2	6	3	11	1
Thomas Bryant	--	--	1	9	--	--
Keon Ellis	--	--	--	--	1	--
Tristan Enaruna	--	--	--	--	--	--
Darius Garland	4	--	18	2	4	5
James Harden	--	--	2	1	--	2
De'Andre Hunter	3	--	2	2	6	--
Chris Livingston	--	--	--	1	--	--
Sam Merrill	1	--	1	3	1	--
Emanuel Miller	--	--	--	--	--	--
Donovan Mitchell	40	2	24	8	17	25
Evan Mobley	3	22	6	29	8	18
Larry Nance Jr.	--	--	--	2	2	--
Craig Porter Jr.	--	1	7	7	12	1
Tyrese Proctor	--	--	--	1	2	--
Dennis Schröder	--	--	--	--	1	--
Max Strus	--	--	--	1	--	--
Nae'Qwan Tomlin	--	1	--	8	7	--
Luke Travers	--	--	--	2	--	--
Jaylon Tyson	3	7	1	9	9	4
Dean Wade	--	3	--	6	7	--

STARTING LINEUPS

LAST USED	GAME	FORWARD	FORWARD	CENTER	GUARD	GUARD	RECORD
10/24	at Nets	Jaylon Tyson	Evan Mobley	Jarrett Allen	Sam Merrill	Donovan Mitchell	1-1
10/31	vs. Raptors	De'Andre Hunter	Dean Wade	Evan Mobley	Jaylon Tyson	Lonzo Ball	0-1
11/2	vs. Hawks	De'Andre Hunter	Larry Nance Jr.	Evan Mobley	Jaylon Tyson	Donovan Mitchell	1-0
11/8	vs. Bulls	De'Andre Hunter	Evan Mobley	Jarrett Allen	Jaylon Tyson	Donovan Mitchell	1-1
11/12	at Heat	De'Andre Hunter	Dean Wade	Jarrett Allen	Sam Merrill	Lonzo Ball	1-0
11/17	vs. Bucks	De'Andre Hunter	Evan Mobley	Jarrett Allen	Sam Merrill	Donovan Mitchell	4-1
11/19	vs. Rockets	De'Andre Hunter	Evan Mobley	Jarrett Allen	Nae'Qwan Tomlin	Donovan Mitchell	0-1
11/24	at Raptors	Jaylon Tyson	Larry Nance Jr.	Evan Mobley	Donovan Mitchell	Lonzo Ball	0-1
11/28	at Hawks	De'Andre Hunter	Evan Mobley	Jarrett Allen	Donovan Mitchell	Darius Garland	1-2
12/1	at Pacers	Dean Wade	De'Andre Hunter	Evan Mobley	Jaylon Tyson	Donovan Mitchell	1-0
12/5	vs. Spurs	Nae'Qwan Tomlin	De'Andre Hunter	Evan Mobley	Jaylon Tyson	Donovan Mitchell	1-0
12/12	at Wizards	Jaylon Tyson	De'Andre Hunter	Evan Mobley	Donovan Mitchell	Darius Garland	3-3
12/14	vs. Hornets	De'Andre Hunter	Dean Wade	Jarrett Allen	Donovan Mitchell	Darius Garland	0-1
12/19	vs. Bulls	Jaylon Tyson	Dean Wade	Jarrett Allen	Tyrese Proctor	Darius Garland	0-1
12/22	vs. Hornets	Jaylon Tyson	Dean Wade	Jarrett Allen	Donovan Mitchell	Darius Garland	1-1
12/27	at Rockets	Sam Merrill	Dean Wade	Jarrett Allen	Darius Garland	Donovan Mitchell	1-2
12/31	vs. Suns	Dean Wade	Evan Mobley	Jarrett Allen	Donovan Mitchell	Darius Garland	2-0
1/4	vs. Pistons	Sam Merrill	Jaylon Tyson	Evan Mobley	Donovan Mitchell	Darius Garland	0-1
1/6	at Pacers	Dean Wade	Evan Mobley	Jarrett Allen	Sam Merrill	Darius Garland	1-0
1/8	at Timberwolves	Donovan Mitchell	Evan Mobley	Jarrett Allen	Craig Porter Jr.	Darius Garland	0-1
1/12	vs. Jazz	Sam Merrill	Evan Mobley	Jarrett Allen	Donovan Mitchell	Darius Garland	1-1
1/14	at 76ers	Jaylon Tyson	Evan Mobley	Jarrett Allen	Donovan Mitchell	Darius Garland	3-0
1/16	at 76ers	Jaylon Tyson	Evan Mobley	Jarrett Allen	Donovan Mitchell	Craig Porter Jr.	1-0
1/26	vs. Magic	Dean Wade	Evan Mobley	Jarrett Allen	Jaylon Tyson	Donovan Mitchell	4-1
2/4	at Clippers	Jaylon Tyson	Dean Wade	Jarrett Allen	Sam Merrill	Donovan Mitchell	3-1
2/11	vs. Wizards	Sam Merrill	Jaylon Tyson	Jarrett Allen	Donovan Mitchell	James Harden	3-0



GAMES MISSED DUE TO INJURIES/SUSPENSIONS

NAME	INJURY/ILLNESS	DATES OUT	GAMES MISSED
Jarrett Allen	Left Hand; 4th Finger - Fracture	10/31 through 11/2/25	2
	Right 3rd Finger; Strain	11/21 through 11/24/25; 11/30 through 12/12/25	9
	Illness	1/4	1
Lonzo Ball	Left Knee - Injury Management	10/27; 11/7; 11/13; 11/23; 11/30; 12/6; 12/23	7
	Illness	12/1	1
	Inactive - Personal	2/4	1
Darius Garland	Left Great Toe; Surgery	10/22 through 10/24/25	2
	Left Great Toe; Surgical Recovery	10/26 through 11/2/25	5
	Left Great Toe; Injury Management	11/8; 11/12 through 11/19/25; 11/24; 12/1; 12/5	9
	Illness	12/27	1
	Right Great Toe; Soreness	1/16	1
	Right Great Toe; Sprain	1/19 through 1/23/26; 1/26 through 2/1/26	7
	Right Great Toe; Strain	1/24	1
De'Andre Hunter	Right Knee; Contusion	10/22 through 10/24/25	2
	Illness	11/5; 12/31	2
	Inactive - Rest	11/24	1
	Right Knee; Soreness	1/24 through 1/26/26	2
Sam Merrill	Right Hip; Contusion	10/29 through 11/2/25	3
	Right Hand; Sprain	11/19 through 12/19/25; 1/16 through 1/24/26	19
	Left Ankle; Sprain	1/2	1
	Inactive - Personal	1/26	1
Donovan Mitchell	Left Hamstring; Tightness	10/31	1
	Inactive - Rest	11/12; 1/6	2
	Illness	12/19	1
Evan Mobley	Inactive - Rest	11/12	1
	Left Calf; Strain	12/14 through 12/23/25; 1/28 through 2/11/26	12
Larry Nance Jr.	Left Knee; Contusion	11/8 through 11/10/25	2
	Right Calf; Strain	11/30/25 through 1/6/26	18
Craig Porter Jr.	Left Hamstring; Strain	11/23 through 11/28/25	3
	Illness	12/19	1
	Left Knee; Soreness	1/30	1
Tyrese Proctor	Inactive - Personal	12/5 through 12/6/25	2
Max Strus	Left Foot; Surgery - Jones Fracture	10/22/25 through 2/11/26	55
Jaylon Tyson	Head; Concussion	11/12 through 11/19/25	5
Dean Wade	Right Eye; Contusion	11/7	1
	Right Knee; Hyperextension	11/24	1
	Left Knee; Soreness	1/2	1
	Left Knee; Contusion	1/4; 1/8 through 1/16/26	6
	Left Ankle; Sprain	2/7 through 2/11/26	3
TOTAL GAMES MISSED			194

CLEVELAND CAVALIERS			OPPONENTS		
Points	48	Donovan Mitchell at WAS 12/12/2025	42	Payton Pritchard vs. BOS 11/30/2025	
Points in a Quarter	24	Donovan Mitchell (4th) at WAS 12/12/2025	21	Daniss Jenkins (2nd) vs. DET 01/04/2026	
Points in a Half	35	Donovan Mitchell (2nd) at WAS 12/12/2025	28	Jamal Murray (1st) vs. DEN 01/02/2026	
Field Goals	17	Donovan Mitchell at WAS 12/12/2025	15	Payton Pritchard vs. BOS 11/30/2025	
			15	Brandon Ingram at TOR 11/24/2025	
			15	Ivica Zubac vs. LAC 11/23/2025	
Field Goal Attempts	31	Donovan Mitchell at WAS 12/12/2025	30	Brandon Ingram at TOR 11/24/2025	
Field Goal Percentage	1.000	Jarrett Allen (8-8) vs. WAS 02/11/2026	1.000	Jamison Battle (7-7) vs. TOR 10/31/2025	
3-PT Field Goal	9	Sam Merrill vs. WAS 02/11/2026	7	Devin Vassell vs. SAS 12/05/2025	
			7	Sam Hauser at BOS 10/29/2025	
3-PT FG Attempts	16	Donovan Mitchell at MIA 11/10/2025	13	Bub Carrington at WAS 12/12/2025	
	16	Sam Merrill at MIA 11/10/2025	13	Devin Vassell vs. SAS 12/05/2025	
			13	Nickeil Alexander-Walker at ATL 11/28/2025	
			13	CJ McCollum at WAS 11/07/2025	
			13	Sam Hauser at BOS 10/29/2025	
3-PT FG Percentage	1.000	Jaylon Tyson (4-4) at POR 02/01/2026	1.000	Jamison Battle (6-6) vs. TOR 10/31/2025	
	1.000	Jaylon Tyson (4-4) vs. MIN 01/10/2026			
Free Throws	15	Donovan Mitchell vs. TOR 11/13/2025	16	Deni Avdija vs. POR 12/03/2025	
Free Throw Attempts	17	Donovan Mitchell vs. TOR 11/13/2025	17	Deni Avdija vs. POR 12/03/2025	
Free Throw Percentage	1.000	Evan Mobley (12-12) vs. MIL 10/26/2025	1.000	Keyonte George (12-12) vs. UTA 01/12/2026	
Offensive Rebounds	8	Jaylon Tyson at HOU 12/27/2025	8	Jordan Goodwin vs. PHX 12/31/2025	
	8	Evan Mobley at MIA 11/10/2025	8	Mitchell Robinson at NYK 12/25/2025	
	8	Jarrett Allen at WAS 11/07/2025			
Defensive Rebounds	13	Evan Mobley at CHA 01/21/2026	14	Jusuf Nurkic vs. UTA 01/12/2026	
Total Rebounds	17	Jarrett Allen at POR 02/01/2026	20	Kel'el Ware at MIA 11/10/2025	
Assists	12	Craig Porter Jr. at POR 02/01/2026	12	Jalen Johnson at ATL 11/28/2025	
	12	Donovan Mitchell at PHI 01/16/2026			
Steals	5	Craig Porter Jr. at POR 02/01/2026	6	Moussa Diabate vs. CHA 12/22/2025	
	5	Lonzo Ball vs. CHA 12/14/2025			
Blocks	5	Evan Mobley vs. PHX 12/31/2025	5	Scottie Barnes vs. TOR 11/13/2025	
	5	Evan Mobley vs. POR 12/03/2025			
Minutes	40:55	Donovan Mitchell at MIA 11/10/2025	43:50	Kon Knueppel vs. CHA 12/14/2025	
Points in Paint	32	Jarrett Allen at POR 02/01/2026	30	Ivica Zubac vs. LAC 11/23/2025	
Second Chance Points	10	Jaylon Tyson at PHI 01/16/2026	12	Nique Clifford at SAC 02/07/2026	
			12	Devin Vassell vs. SAS 12/05/2025	
Fast Break Points	10	Donovan Mitchell at LAC 02/04/2026	14	Immanuel Quickley vs. TOR 11/13/2025	
	10	Donovan Mitchell vs. ORL 01/26/2026			
	10	Donovan Mitchell at ATL 11/28/2025			
	10	Jaylon Tyson at TOR 11/24/2025			
	10	Donovan Mitchell vs. PHI 11/05/2025			
	10	Donovan Mitchell at DET 10/27/2025			
	10	Donovan Mitchell at NYK 10/22/2025			
Points/1st Qtr.	16	Jarrett Allen (1st) at POR 02/01/2026	16	Jamal Murray (1st) vs. DEN 01/02/2026	
Points/2nd Qtr.	17	Sam Merrill (2nd) vs. WAS 02/11/2026	21	Daniss Jenkins (2nd) vs. DET 01/04/2026	
Points/3rd Qtr.	21	Donovan Mitchell (3rd) at NYK 10/22/2025	19	Devin Booker (3rd) vs. PHX 12/31/2025	
Points/4th Qtr.	24	Donovan Mitchell (4th) at WAS 12/12/2025	15	Paolo Banchero (4th) at ORL 01/24/2026	
			15	Payton Pritchard (4th) vs. BOS 11/30/2025	
Points/1st Half	26	Sam Merrill (1st) vs. WAS 02/11/2026	28	Jamal Murray (1st) vs. DEN 01/02/2026	
	26	Donovan Mitchell (1st) vs. ORL 01/26/2026			
Points/2nd Half	35	Donovan Mitchell (3rd) at WAS 12/12/2025	26	Devin Booker (3rd) vs. PHX 12/31/2025	



CAVALIERS HIGHS	CAVALIERS LOWS	CATEGORY	OPPONENTS HIGHS	OPPONENTS LOWS
148 at WAS 11/07/2025	94 (2) at CHA 01/21/2026	Points	140 at MIA 11/10/2025	87 at CHA 01/21/2026
42 at BOS 10/29/2025	18 vs. GSW 12/06/2025	Points/1st Qtr.	40 at BOS 10/29/2025	12 vs. GSW 12/06/2025
40 vs. UTA 01/12/2026	18 (3) vs. CHA 12/14/2025	Points/2nd Qtr.	47 vs. DET 01/04/2026	12 at CHA 01/21/2026
76 (2) vs. WAS 02/11/2026	36 vs. GSW 12/06/2025	Points/1st Half	75 at BOS 10/29/2025	32 at CHA 01/21/2026
45 at BKN 10/24/2025	17 at HOU 12/27/2025	Points/3rd Qtr.	45 at PHX 01/30/2026	17 vs. HOU 11/19/2025
47 vs. MIN 01/10/2026	18 at CHA 01/21/2026	Points/4th Qtr.	45 vs. OKC 01/19/2026	11 vs. DEN 01/02/2026
83 vs. MIN 01/10/2026	38 at CHA 01/21/2026	Points/2nd Half	74 at PHX 01/30/2026	39 vs. MEM 11/15/2025
56 vs. NOP 12/23/2025	34 (2) at CHA 01/21/2026	Field Goals	53 vs. CHI 12/19/2025	31 vs. MEM 11/15/2025
120 at MIA 11/10/2025	79 (2) vs. ORL 01/26/2026	Field Goal Attempts	105 vs. PHX 12/31/2025	77 vs. ATL 11/02/2025
.598 vs. MIN 01/10/2026	.346 vs. GSW 12/06/2025	Field Goal Percentage	.573 (2) vs. MIN 01/10/2026	.337 at CHA 01/21/2026
24 vs. CHA 12/22/2025	8 (3) at CHA 01/21/2026	3-PT Field Goal	23 (2) at PHX 01/30/2026	6 (2) at LAC 02/04/2026
65 at MIA 11/10/2025	25 vs. ORL 01/26/2026	3-PT FG Attempts	57 at BOS 10/29/2025	23 vs. ATL 11/02/2025
.545 vs. CHA 12/22/2025	.200 at CHA 01/21/2026	3-PT FG Percentage	.526 at MIN 01/08/2026	.170 at CHA 01/21/2026
33 at WAS 12/12/2025	7 at HOU 12/27/2025	Free Throws	36 at MIA 11/10/2025	7 at BKN 10/24/2025
37 vs. WAS 02/11/2026	11 (3) at PHX 01/30/2026	Free Throw Attempts	41 at MIA 11/10/2025	7 at BKN 10/24/2025
1,000 (3) vs. UTA 01/12/2026	.579 vs. DEN 01/02/2026	Free Throw Percentage	1,000 (2) vs. DET 01/04/2026	.529 at MIN 01/08/2026
26 at MIA 11/10/2025	4 (3) at TOR 11/24/2025	Offensive Rebounds	19 (2) vs. WAS 02/11/2026	5 vs. DEN 01/02/2026
43 at CHA 01/21/2026	23 (2) vs. MIN 01/10/2026	Defensive Rebounds	44 at MIA 11/10/2025	21 vs. WAS 02/11/2026
61 vs. GSW 12/06/2025	30 (2) vs. UTA 01/12/2026	Total Rebounds	56 at MIA 11/10/2025	32 (2) at IND 01/06/2026
41 (2) at POR 02/01/2026	15 vs. GSW 12/06/2025	Assists	37 vs. TOR 11/13/2025	19 (2) at IND 12/01/2025
17 at LAC 02/04/2026	4 vs. HOU 11/19/2025	Steals	15 at PHX 01/30/2026	4 vs. POR 12/03/2025
27 (2) at DEN 02/09/2026	12 (2) at LAC 02/04/2026	Team Fouls	27 at MIA 11/10/2025	10 at LAC 02/04/2026
29 at DEN 02/09/2026	12 at LAC 02/04/2026	Personal Fouls	29 (2) at MIA 11/12/2025	13 at LAC 02/04/2026
22 at PHX 01/30/2026	7 (3) vs. SAC 01/23/2026	Turnovers	26 at DET 10/27/2025	9 vs. DEN 01/02/2026
11 vs. POR 12/03/2025	0 at NYK 12/25/2025	Blocks	9 (2) vs. DET 01/04/2026	0 at BKN 10/24/2025
80 vs. SAS 12/05/2025	28 at BOS 10/29/2025	Points in Paint	68 at CHI 12/17/2025	32 at PHI 01/14/2026
30 at WAS 11/07/2025	4 vs. MIL 11/17/2025	Second Chance Points	28 vs. WAS 02/11/2026	3 at PHX 01/30/2026
27 (3) at LAC 02/04/2026	4 vs. SAC 01/23/2026	Fast Break Points	36 at ATL 11/28/2025	5 vs. MIL 10/26/2025
36 at WAS 11/07/2025	2 (3) vs. OKC 01/19/2026	Biggest Lead	33 at PHX 01/30/2026	0 (5) vs. WAS 02/11/2026
62 at WAS 11/07/2025	12 vs. IND 11/21/2025	Bench Points	73 vs. SAC 01/23/2026	15 vs. ORL 01/26/2026
47 at LAC 02/04/2026	8 vs. OKC 01/19/2026	Points Off Turnovers	36 at PHX 01/30/2026	4 vs. SAC 01/23/2026



TEAM RECORD

	RECORD	HOME	ROAD	OT
OVERALL	34-21	18-11	16-10	0-2
ATLANTIC	4-7	1-3	3-4	--
CENTRAL	7-3	4-2	3-1	--
SOUTHEAST	9-3	4-1	5-2	0-2
EASTERN	20-13	9-6	11-7	0-2
SOUTHWEST	4-2	3-1	1-1	--
NORTHWEST	4-4	2-3	2-1	--
PACIFIC	6-2	4-1	2-1	--
WESTERN	14-8	9-5	5-3	--

TEAM WINNING & LOSING STREAKS

LONG:	OVERALL	HOME	ROAD
Win	2/1/2026 — 2/11/2026 (5)	1/23/2026 — 2/11/2026 (4)	2/1/2026 — 2/9/2026 (4)
Loss	12/14/2025 — 12/19/2025 (3)	12/6/2025 — 12/19/2025 (3)	12/17/2025 — 12/27/2025 (3)

*showing most recent streaks

AFTER 55 GAMES: W34, L21

MARGIN	1	2	3	4	5	6	7	8	9	10	11	12	13	14	15	16	17	18	19	20	21	22	23	24	25
Won By:	2	2	3	2	3	2	2	1	1	4	1	2	1	3	1	1	1	1	1	1	1	1	1	1	1
Lost By:	3	1	1	1	1	2	1	1	1	4	1	2	1	1	1	1	1	1	1	1	1	1	1	1	1

MARGIN	26	27	28	29	30	31	32	33	34	35	36	37	38	39	40	41	42	43	44	45	46	47	48	49	50+
Won By:	1				1			2																	
Lost By:							1																		

AT START OF:	OVERALL	HOME	ROAD	FG%:	OVERALL	HOME	ROAD
2nd-Ahead:	19-8	9-3	10-5	-44%	5-10	1-6	4-4
-Behind:	13-12	8-7	5-5	45-49%	8-9	5-5	3-4
-Tied:	2-1	1-1	1-0	50-54%	14-2	7-0	7-2
3rd-Ahead:	23-3	12-1	11-2	55-59%	6-0	4-0	2-0
-Behind:	11-18	6-10	5-8	+60%	1-0	1-0	0-0
-Tied:	0-0	0-0	0-0				
4th-Ahead:	24-1	15-0	9-1				
-Behind:	10-19	3-11	7-8				
-Tied:	0-1	0-0	0-1				



TEAM TREND	HOMEAWAY	TTL	LAST GAME	TEAM TREND	HOMEAWAY	TTL	LAST GAME	PLAYER TREND	HOMEAWAY	TTL	LAST GAME
<4 Cavaliers w/ 10+ pts	1-1	0-0	1-1 vs. ORL 1/26/26	January	5-3	5-2	10-5 @ PHX 1/30/26	Sam Merrill w/15+ pts	6-1	3-2	9-3 vs. WAS 2/11/26
4+ Cavaliers w/ 10+ pts	17-10	16-10	33-20 vs. WAS 2/11/26	February	1-0	4-0	5-0 vs. WAS 2/11/26	Sam Merrill w/3+ 3FGM	7-3	7-4	14-7 vs. WAS 2/11/26
5+ Cavaliers w/ 10+ pts	12-7	14-7	26-14 @ SAC 2/7/26	October	1-1	2-2	3-3 vs. TOR 10/31/25	Evan Mobley w/25+ pts	1-2	0-0	1-2 vs. SAC 1/23/26
6+ Cavaliers w/ 10+ pts	7-2	5-4	12-6 @ POR 2/1/26	November	7-3	2-3	9-6 vs. BOS 11/30/25	Evan Mobley w/20+ pts	8-3	2-3	10-6 vs. ORL 1/26/26
7+ Cavaliers w/ 10+ pts	2-0	2-0	4-0 @ SAS 12/29/25	December	4-4	3-3	7-7 vs. PHX 12/31/25	Evan Mobley w/15+ pts	11-8	7-5	18-13 vs. ORL 1/26/26
8+ Cavaliers w/ 10+ pts	1-0	0-0	1-0 vs. NOP 12/23/25	Cavaliers shoot 50.0% or better	12-0	9-2	21-2 vs. WAS 2/11/26	Evan Mobley w/10+ pts	13-8	11-7	24-15 vs. ORL 1/26/26
Cavaliers no 20+ pt scorer	0-1	0-3	0-4 @ PHX 1/30/26	Opp shoots 50.0% or better	3-3	2-4	5-7 @ SAC 2/7/26	Evan Mobley w/10+ FTA	2-1	0-0	2-1 vs. IND 11/21/25
Opp no 20+ pt scorer	2-1	1-0	3-1 vs. WAS 2/11/26	Cavaliers shoot 45.0% or better	16-3	12-6	28-9 vs. WAS 2/11/26	Evan Mobley w/10+ REB	7-3	5-3	12-6 vs. SAC 1/23/26
2+ Cavaliers w/20+ pt scorer	14-5	11-6	25-11 vs. WAS 2/11/26	Cavaliers shoot 44.0% or below	1-6	4-4	5-10 @ CHA 1/21/26	Evan Mobley w/3+ 3FGM	2-2	0-4	2-6 @ MIN 1/8/26
2+ Opp w/20+ pt scorer	11-9	11-7	22-16 @ DEN 2/9/26	Cavaliers shoot 40.0% or below	0-4	1-0	1-4 @ CHA 1/21/26	Evan Mobley w/3+ stls	2-1	0-1	2-2 vs. ATL 11/2/25
3+ Cavaliers w/20+ pt scorer	6-0	3-1	9-1 vs. WAS 2/11/26	Opp shoots 45.0% or better	11-7	9-8	20-15 @ SAC 2/7/26	Evan Mobley w/double-double	6-3	5-3	11-6 vs. SAC 1/23/26
3+ Opp w/20+ pt scorer	4-4	2-3	6-7 @ DEN 2/9/26	Opp shoots 40.0% or below	2-1	3-0	5-1 @ CHA 1/21/26	Donovan Mitchell w/40+ pts	2-0	2-1	4-1 vs. ORL 1/26/26
Cavaliers w/30+ pt scorer	12-4	11-5	23-9 vs. WAS 2/11/26	Cavaliers w/10+ 3-pointers made	17-10	15-10	32-20 vs. WAS 2/11/26	Donovan Mitchell w/30+ pts	12-3	8-5	20-8 vs. WAS 2/11/26
Opp w/30+ pt scorer	6-3	3-6	9-9 @ SAC 2/7/26	Opp w/10+ 3-pointers made	14-10	13-10	27-20 vs. WAS 2/11/26	Donovan Mitchell w/20+ pts	18-6	11-6	29-12 vs. WAS 2/11/26
All 5 Starters w/10+ pts	6-0	4-2	10-2 @ PHI 1/14/26	Cavaliers w/15+ 3-pointers made	12-2	9-6	21-8 vs. WAS 2/11/26	Donovan Mitchell w/10+ REB	1-0	0-1	1-1 vs. PHX 12/31/25
Opp 5 Starters w/10+ pts	1-0	2-5	3-5 @ DEN 2/9/26	Opp w/15+ 3-pointers made	6-5	6-6	12-11 @ SAC 2/7/26	Donovan Mitchell w/10+ asts	0-0	2-0	2-0 @ DEN 2/9/26
2+ reserves w/10+ pts	6-4	5-4	11-8 @ POR 2/1/26	Cavaliers 3FG% 40.0% or better	8-1	6-3	14-4 vs. WAS 2/11/26	Donovan Mitchell w/3+ stls	1-3	4-1	5-4 @ LAC 2/4/26
Opp 2+ reserves w/10+ pts	9-6	10-6	19-12 vs. WAS 2/11/26	Opp 3FG% 40.0% or better	6-4	4-4	10-8 @ SAC 2/7/26	Donovan Mitchell w/double-double	1-0	2-1	3-1 @ DEN 2/9/26
3+ reserves w/10+ pts	1-1	1-1	2-2 @ NYK 12/25/25	Cavaliers FT% 80.0 or better	9-6	6-4	15-10 vs. WAS 2/11/26	Jarrett Allen w/40+ pts	0-0	1-0	1-0 @ POR 2/1/26
Opp 3+ reserves w/10+ pts	4-1	0-2	4-3 vs. WAS 2/11/26	Opp FT% 80.0 or better	9-7	9-3	18-10 vs. WAS 2/11/26	Jarrett Allen w/35+ pts	0-0	1-0	1-0 @ POR 2/1/26
Cavaliers <20 pts. in 1st qtr	0-3	0-1	0-4 vs. CHA 12/14/25	Cavaliers FT% below 70.0	3-3	2-2	5-5 @ LAC 2/4/26	Jarrett Allen w/30+ pts	0-0	2-0	2-0 @ POR 2/1/26
Opp <20 pts. in 1st qtr	0-3	2-1	2-4 @ LAC 2/4/26	Opp FT% below 70.0	3-1	2-3	5-4 @ SAC 2/7/26	Jarrett Allen w/25+ pts	0-0	4-0	4-0 @ SAC 2/7/26
Cavaliers w/30+ pts in 1st qtr	10-3	9-6	19-9 vs. WAS 2/11/26	Cavaliers FTM >= Opp FTA	7-5	8-0	15-5 vs. WAS 2/11/26	Jarrett Allen w/20+ pts	2-0	7-0	9-0 vs. WAS 2/11/26
Opp w/30+ pts in 1st qtr	9-7	4-6	13-13 @ DEN 2/9/26	Opp FTM >= Cavaliers FTA	7-4	5-4	12-8 @ DEN 2/9/26	Jarrett Allen w/15+ pts	7-1	9-1	16-2 vs. WAS 2/11/26
Cavaliers under 50 pts 1st half	0-4	1-2	1-6 @ PHX 1/30/26	Cavaliers FG% >= Opp FG%	15-1	14-2	29-3 vs. WAS 2/11/26	Jarrett Allen w/10+ pts	11-2	13-5	24-7 vs. WAS 2/11/26
Opp under 50 pts 1st half	0-2	6-0	6-2 @ LAC 2/4/26	Opp FG% >= Cavaliers FG%	3-10	2-8	5-18 @ PHX 1/30/26	Jarrett Allen w/10+ FTA	1-1	1-0	2-1 @ POR 2/1/26
Cavaliers 50+ pts 1st half	18-7	15-8	33-15 vs. WAS 2/11/26	Cavaliers w/30+ FTA	2-3	6-0	8-3 vs. WAS 2/11/26	Jarrett Allen w/15+ REB	0-0	1-0	1-0 @ POR 2/1/26
Opp 50+ pts 1st half	18-9	10-10	28-19 vs. WAS 2/11/26	Opp w/30+ FTA	4-1	5-2	9-3 @ DEN 2/9/26	Jarrett Allen w/10+ REB	5-1	8-1	13-2 @ DEN 2/9/26
Cavaliers 60+ pts in 1st half	12-1	8-4	20-5 vs. WAS 2/11/26	Cavaliers w/20+ asts	18-10	16-10	34-20 vs. WAS 2/11/26	Jarrett Allen w/3+ stls	1-0	1-0	2-0 @ ORL 1/24/26
Opp 60+ pts in 1st half	9-6	5-8	14-14 vs. WAS 2/11/26	Opp w/20+ asts	18-10	15-10	33-20 vs. WAS 2/11/26	Jarrett Allen w/double-double	3-1	8-1	11-2 @ DEN 2/9/26
Cavaliers lead by 10+ pts	16-4	12-3	28-7 vs. WAS 2/11/26	Cavaliers w/25+ asts	14-5	15-8	29-13 vs. WAS 2/11/26	Dennis Schröder w/10+ pts	0-0	1-0	1-0 @ LAC 2/4/26
Opp leads by 10+ pts	8-11	6-9	14-20 @ DEN 2/9/26	Opp w/25+ asts	13-9	8-9	21-18 vs. WAS 2/11/26	James Harden w/20+ pts	0-0	2-0	2-0 @ DEN 2/9/26
Games decided by 10+ points	11-7	9-5	20-12 vs. WAS 2/11/26	Cavaliers w/30+ asts	11-2	9-3	20-5 vs. WAS 2/11/26	James Harden w/15+ pts	0-0	2-0	2-0 @ DEN 2/9/26
Games decided by 4-9 points	7-3	5-3	12-6 @ SAC 2/7/26	Opp w/30+ asts	1-4	4-5	5-9 @ SAC 2/7/26	James Harden w/10+ pts	1-0	2-0	3-0 vs. WAS 2/11/26
Games decided by 3 or less points	0-1	2-2	2-3 @ DEN 2/9/26	Cavaliers asts >= Opp asts	15-2	12-2	27-4 vs. WAS 2/11/26	James Harden w/10+ FTA	1-0	0-0	1-0 vs. WAS 2/11/26
Both teams score 100+ pts	16-10	13-9	29-19 vs. WAS 2/11/26	Opp asts >= Cavaliers asts	3-9	1-8	4-17 vs. SAC 1/23/26	James Harden w/10+ REB	0-0	1-0	1-0 @ DEN 2/9/26
Both teams under 100 pts	0-1	1-0	1-1 @ CHA 1/21/26	Cavaliers w/12 or fewer TOs	5-4	8-3	13-7 @ DEN 2/9/26	James Harden w/10+ asts	1-0	0-0	1-0 vs. WAS 2/11/26
Cavaliers score under 100 pts	0-1	1-1	1-2 @ CHA 1/21/26	Opp w/12 or fewer TOs	4-3	4-2	8-5 vs. ORL 1/26/26	James Harden w/3+ 3FGM	0-0	1-0	1-0 @ SAC 2/7/26
Opp scores under 100 pts	2-1	3-0	5-1 @ LAC 2/4/26	Cavaliers w/20+ TOs	2-1	1-2	3-3 vs. WAS 2/11/26	James Harden w/double-double	1-0	1-0	2-0 vs. WAS 2/11/26
Cavaliers score 100+ pts	18-10	15-9	33-19 vs. WAS 2/11/26	Opp w/20+ TOs	1-0	5-1	6-1 @ LAC 2/4/26				
Opp scores 100+ pts	16-10	13-10	29-20 vs. WAS 2/11/26	Cavaliers TO >= Opp TO	8-2	5-5	13-7 vs. WAS 2/11/26				
Cavaliers score 110+ pts	17-7	15-7	32-14 vs. WAS 2/11/26	Opp TO >= Cavaliers TO	10-8	11-4	21-12 @ DEN 2/9/26				
Opp scores 110+ pts	10-10	10-10	20-20 vs. WAS 2/11/26	Cavaliers w/50+ REB	4-2	3-1	7-3 vs. WAS 2/11/26				
Cavaliers score 120+ pts	12-1	10-4	22-5 vs. WAS 2/11/26	Opp w/50+ REB	1-4	1-4	2-8 vs. UTA 1/12/26				
Opp scores 120+ pts	4-5	3-7	7-12 @ SAC 2/7/26	Cavaliers REB >= Opp REB	13-2	9-3	22-5 vs. WAS 2/11/26				
Cavaliers tied or lead after the 3rd qtr	15-0	9-2	24-2 vs. WAS 2/11/26	Opp REB >= Cavaliers REB	5-9	6-6	11-15 @ DEN 2/9/26				
Cavaliers tied or lead at halftime	12-1	11-2	23-3 vs. WAS 2/11/26	Cavaliers w/10+ more REB than Opp	5-2	5-1	10-3 vs. WAS 2/11/26				
Cavaliers tied or lead after 1st qtr	10-4	11-5	21-9 vs. WAS 2/11/26	Opp w/10+ more REB than CLE	2-2	0-3	2-5 vs. UTA 1/12/26				
Cavaliers trailing after the 3rd qtr	3-11	7-8	10-19 @ DEN 2/9/26	Cavaliers w/10+ stls	6-5	9-3	15-8 @ LAC 2/4/26				
Cavaliers trailing at halftime	6-10	5-8	11-18 @ DEN 2/9/26	Opp w/10+ stls	6-3	4-5	10-8 vs. WAS 2/11/26				
Cavaliers trailing after 1st qtr	8-7	5-5	13-12 @ DEN 2/9/26	2+ Cavaliers w/double-double	1-1	3-2	4-3 @ DEN 2/9/26				
1st game Back-to-Back	5-1	2-0	7-1 vs. SAC 1/23/26	2+ Opp w/double-double	1-3	1-5	2-8 @ DEN 2/9/26				
2nd game Back-to-Back	2-2	3-1	5-3 @ ORL 1/24/26	3+ Cavaliers w/double-double	1-0	1-0	2-0 @ DEN 2/9/26				
1st game after a win	12-8	7-6	19-14 vs. WAS 2/11/26	3+ Opp w/double-double	0-0	0-1	0-1 @ BOS 10/29/25				
1st game after a loss	6-3	9-3	15-6 @ POR 2/1/26	Cavaliers PTP >= Opp PTP	15-4	15-4	30-8 vs. WAS 2/11/26				
On Monday	3-2	4-2	7-4 @ DEN 2/9/26	Opp PTP >= Cavaliers PTP	3-5	1-6	4-11 @ CHA 1/21/26				
On Tuesday	1-0	1-0	2-0 @ IND 1/6/26	Cavaliers 2CP >= Opp 2CP	10-5	10-5	20-10 @ LAC 2/4/26				
On Wednesday	4-2	4-3	8-5 vs. WAS 2/11/26	Opp 2CP >= Cavaliers 2CP	7-6	5-5	12-11 vs. WAS 2/11/26				
On Thursday	0-1	0-2	0-3 @ MIN 1/8/26	Cavaliers FB Pts >= Opp FB Pts	10-3	9-3	19-6 vs. WAS 2/11/26				
On Friday	4-2	4-2	8-4 @ PHX 1/30/26	Opp FB Pts >= Cavaliers FB Pts	6-7	6-7	12-14 @ DEN 2/9/26				
On Saturday	3-1	2-1	5-2 @ SAC 2/7/26	+3 Blocks	14-9	15-7	29-16 vs. WAS 2/11/26				
On Sunday	3-3	1-0	4-3 @ POR 2/1/26	+5 Blocks	11-7	12-1	23-8 vs. WAS 2/11/26				



DATE	OPPONENT	H-R	W-L	CLE-OPP	HOME RECORD	ROAD RECORD	TOTAL RECORD	CAVALIERS HI SCORER	PT	CAVALIERS		RB	HI ASSISTS	AST	HI SCORER	PT	ATTEND
										HI REBR	HI REBR						
10/22/2025	at Knicks	R	L	111-119	0-0	0-1	0-1	D. Mitchell	31	E. Mobley		8	L. Ball	6	O. Anunoby	24	19,812
10/24/2025	at Nets	R	W	131-124	0-0	1-1	1-1	D. Mitchell	35	E. Mobley		8	L. Ball	8	C. Thomas	33	17,548
10/26/2025	Bucks	H	W	118-113	1-0	1-1	2-1	D. Mitchell	24	J. Allen		11	E. Mobley	6	G. Anetokounmpo	40	19,432
10/27/2025	at Pistons	R	W	116-95	1-0	2-1	3-1	D. Mitchell	35	E. Mobley		11	D. Hunter	6	C. Cunningham	12	18,933
10/29/2025	at Celtics	R	L	105-125	1-0	2-2	3-2	J. Tyson/E. Mobley	19	E. Mobley		11	D. Mitchell	6	J. Brown	30	19,156
10/31/2025	Raptors	H	L	101-112	1-1	2-2	3-3	E. Mobley	29	E. Mobley		8	L. Ball	5	B. Ingram/J. Battle/R. Barrett	20	19,432
11/02/2025	Hawks	H	W	117-109	2-1	2-2	4-3	D. Mitchell	37	E. Mobley		8	D. Mitchell/E. Mobley	5	J. Johnson	23	19,432
11/05/2025	76ers	H	W	132-121	3-1	2-2	5-3	D. Mitchell	46	J. Allen		10	L. Ball/D. Mitchell	8	T. Maxey/Q. Grimes	27	19,432
11/07/2025	at Wizards	R	W	148-115	3-1	3-2	6-3	D. Mitchell	24	J. Allen		14	D. Garland	9	C. McCollum	25	14,054
11/08/2025	Bulls	H	W	128-122	4-1	3-2	7-3	D. Hunter/D. Mitchell	29	E. Mobley		8	S. Merrill	8	I. Okoro	19	19,432
11/10/2025	at Heat	R	L	138-140	4-1	3-3	7-4	D. Mitchell	28	D. Mitchell		15	D. Mitchell	8	N. Powell	33	19,600
11/12/2025	at Heat	R	W	130-116	4-1	4-3	8-4	J. Allen	30	J. Allen		10	C. Porter Jr.	9	N. Powell	27	19,600
11/13/2025	Raptors	H	L	113-126	4-2	4-3	8-5	D. Mitchell	31	E. Mobley		9	D. Hunter/D. Mitchell	6	S. Barnes	28	19,432
11/15/2025	Grizzlies	H	W	108-100	5-2	4-3	9-5	D. Mitchell	30	E. Mobley		13	D. Mitchell/L. Ball	5	J. Jackson Jr.	26	19,432
11/17/2025	Bucks	H	W	118-106	6-2	4-3	10-5	D. Mitchell	37	D. Wade		8	D. Mitchell	7	R. Rollins	24	19,432
11/19/2025	Rockets	H	L	104-114	6-3	4-3	10-6	D. Hunter	25	C. Porter Jr./D. Wade/J. Allen		7	C. Porter Jr.	5	A. Sengun	28	19,432
11/21/2025	Pacers	H	W	120-109	7-3	4-3	11-6	D. Mitchell	32	E. Mobley		12	D. Garland	7	A. Nemhard	32	19,432
11/23/2025	Clippers	H	W	120-105	8-3	4-3	12-6	D. Mitchell	37	E. Mobley		10	D. Garland	8	I. Zubac	33	19,432
11/24/2025	at Raptors	R	L	99-110	8-3	4-4	12-7	D. Mitchell	17	J. Tyson		9	D. Mitchell	8	B. Ingram	37	17,127
11/28/2025	at Hawks	R	L	123-130	8-3	4-5	12-8	D. Mitchell	42	E. Mobley		14	D. Garland	10	N. Alexander-Walker	30	16,124
11/30/2025	Celtics	H	L	115-117	8-4	4-5	12-9	E. Mobley	27	E. Mobley		14	D. Mitchell/D. Garland	8	P. Pritchard	42	19,432
12/01/2025	at Pacers	R	W	135-119	8-4	5-5	13-9	D. Mitchell	43	J. Tyson		11	D. Mitchell	6	P. Siakam	26	15,470
12/03/2025	Trail Blazers	H	L	110-122	8-5	5-5	13-10	D. Mitchell	33	E. Mobley		10	D. Mitchell/E. Mobley	5	D. Adijia	27	19,432
12/05/2025	Spurs	H	W	130-117	9-5	5-5	14-10	D. Mitchell	28	E. Mobley		10	D. Mitchell	8	D. Vassell	28	19,432
12/06/2025	Warriors	H	L	94-99	9-6	5-5	14-11	D. Mitchell	29	N. Tomlin		12	D. Garland	4	P. Spencer	19	19,432
12/12/2025	at Wizards	R	W	130-126	9-6	6-5	15-11	D. Mitchell	48	E. Mobley		13	E. Mobley/D. Garland	6	C. McCollum/B. Carrington	27	15,465
12/14/2025	Hornets	H	L	111-119	9-7	6-5	15-12	D. Garland	26	J. Tyson		13	D. Garland	9	K. Knueppel	29	19,432
12/17/2025	at Bulls	R	L	111-127	9-7	6-6	15-13	D. Mitchell	32	L. Ball		7	D. Garland	6	C. White	26	18,872
12/19/2025	Bulls	H	L	125-136	9-8	6-6	15-14	D. Garland	35	J. Allen		12	D. Garland/L. Ball	8	N. Vucevic/M. Buzelis	24	19,432
12/22/2025	Hornets	H	W	139-132	10-8	6-6	16-14	D. Mitchell	30	D. Wade		7	D. Garland	10	L. Ball	23	19,432
12/23/2025	Pelicans	H	W	141-118	11-8	6-6	17-14	D. Mitchell	27	J. Allen		9	C. Porter Jr./D. Garland	8	Z. Williamson	26	19,432
12/25/2025	at Knicks	R	L	124-126	11-8	6-7	17-15	D. Mitchell	34	E. Mobley		9	D. Garland	10	J. Brunson	34	19,812
12/27/2025	at Rockets	R	L	100-117	11-8	6-8	17-16	J. Tyson	23	J. Tyson		15	D. Mitchell	6	K. Durant	30	18,067
12/29/2025	at Spurs	R	W	113-101	11-8	7-8	18-16	J. Allen	27	J. Allen		10	D. Garland	11	V. Wembanyama	26	19,010
12/31/2025	Suns	H	W	129-113	12-8	7-8	19-16	D. Mitchell	34	J. Allen		11	D. Mitchell	7	D. Booker	32	19,432
01/02/2026	Nuggets	H	W	113-108	13-8	7-8	20-16	D. Mitchell	33	J. Allen		12	D. Garland	8	J. Murray	34	19,432
01/04/2026	Pistons	H	L	110-114	13-9	7-8	20-17	D. Mitchell	30	J. Tyson		7	D. Garland	6	C. Cunningham	27	19,432
01/06/2026	at Pacers	R	W	120-116	13-9	8-8	21-17	D. Garland	29	J. Allen		12	C. Porter Jr.	9	P. Siakam	22	16,007
01/08/2026	at Timberwolves	R	L	122-131	13-9	8-9	21-18	D. Mitchell	30	J. Allen		10	D. Garland/D. Mitchell	8	J. Randle	28	17,274
01/10/2026	Timberwolves	H	W	146-134	14-9	8-9	22-18	D. Mitchell	28	J. Allen		11	C. Porter Jr./D. Mitchell	8	N. Reid/A. Edwards	25	19,432
01/12/2026	Jazz	H	L	112-123	14-10	8-9	22-19	D. Garland	23	E. Mobley		9	D. Garland/E. Mobley	8	K. George	32	19,432
01/14/2026	at 76ers	R	W	133-107	14-10	9-9	23-19	D. Mitchell	35	E. Mobley		13	D. Mitchell	9	J. Embiid	20	19,746
01/16/2026	at 76ers	R	W	117-115	14-10	10-9	24-19	J. Tyson	39	D. Mitchell		9	D. Mitchell	12	J. Embiid	33	19,746
01/19/2026	Thunder	H	L	104-136	14-11	10-9	24-20	D. Mitchell	19	J. Tyson		10	E. Mobley	5	S. Gilgeous-Alexander	30	19,432
01/21/2026	at Hornets	R	W	94-87	14-11	11-9	25-20	D. Mitchell	24	E. Mobley		14	D. Mitchell	6	B. Miller	24	17,619
01/23/2026	Kings	H	W	123-118	15-11	11-9	26-20	D. Mitchell	33	E. Mobley		13	D. Mitchell	8	D. Sabonis	24	19,432
01/24/2026	at Magic	R	W	119-105	15-11	12-9	27-20	D. Mitchell	36	L. Ball		8	D. Mitchell	9	P. Banchero	27	19,351
01/26/2026	Magic	H	W	114-98	16-11	12-9	28-20	D. Mitchell	45	E. Mobley/J. Tyson		9	C. Porter Jr.	5	P. Banchero	37	19,432
01/28/2026	Lakers	H	W	129-99	17-11	12-9	29-20	D. Mitchell	25	J. Allen		9	J. Tyson	6	L. Dončić	29	19,432
01/30/2026	at Suns	R	L	113-126	17-11	12-10	29-21	D. Hunter	17	J. Allen		7	D. Mitchell/T. Bryant	6	D. Brooks	27	17,071
02/01/2026	at Trail Blazers	R	W	130-111	17-11	13-10	30-21	J. Allen	40	J. Allen		17	C. Porter Jr.	12	C. Love	21	17,240
02/04/2026	at Clippers	R	W	124-91	17-11	14-10	31-21	D. Mitchell	29	J. Allen		11	D. Mitchell	9	K. Leonard	25	17,927
02/07/2026	at Kings	R	W	132-126	17-11	15-10	32-21	D. Mitchell	35	J. Allen		10	J. Harden	8	N. Clifford	30	16,212
02/09/2026	at Nuggets	R	W	119-117	17-11	16-10	33-21	D. Mitchell	32	J. Allen		13	D. Mitchell	10	N. Jokic	22	19,647
02/11/2026	Wizards	H	W	138-113	18-11	16-10	34-21	S. Merrill	32	J. Allen		9	J. Harden	11	K. George	17	19,432
02/19/2026	Nets	--	--	--	--	--	--	--	--	--		--	--	--	--	--	--
02/20/2026	at Hornets	--	--	--	--	--	--	--	--	--		--	--	--	--	--	--
02/22/2026	at Thunder	--	--	--	--	--	--	--	--	--		--	--	--	--	--	--
02/24/2026	Knicks	--	--	--	--	--	--	--	--	--		--	--	--	--	--	--
02/25/2026	at Bucks	--	--	--	--	--	--	--	--	--		--	--	--	--	--	--
02/27/2026	at Pistons	--	--	--	--	--	--	--	--	--		--	--	--	--	--	--
03/01/2026	at Nets	--	--	--	--	--	--	--	--	--		--	--	--	--	--	--
03/03/2026	Pistons	--	--	--	--	--	--	--	--	--		--	--	--	--	--	--
03/08/2026	Celtics	--	--	--	--	--	--	--	--	--		--	--	--	--	--	--
03/09/2026	76ers	--	--	--	--	--	--	--	--	--		--	--	--	--	--	--
03/11/2026	at Magic	--	--	--	--	--	--	--	--	--		--	--	--	--	--	--
03/13/2026	at Mavericks	--	--	--	--	--	--	--	--	--		--	--	--	--	--	--
03/15/2026	Mavericks	--	--	--	--	--	--	--	--	--		--	--	--	--	--	--
03/17/2026	at Bucks	--	--	--	--	--	--	--	--	--		--	--	--	--	--	--
03/19/2026	at Bulls	--	--	--	--	--	--	--	--	--		--	--	--	--	--	--
03/21/2026	at Pelicans	--	--	--	--	--	--	--	--	--		--	--	--	--	--	--
03/24/2026	Magic	--	--	--	--	--	--	--	--	--		--	--	--	--	--	--
03/25/2026	Heat	--	--	--	--	--	--	--	--	--		--	--	--	--	--	--
03/27/2026	Heat	--	--	--	--	--	--	--	--	--		--	--	--	--	--	--
03/30/2026	at Jazz	--	--	--	--	--	--	--	--	--		--	--	--	--	--	--
03/31/2026	at Lakers	--	--	--	--	--	--	--	--	--		--	--	--	--	--	--
04/02/2026	at Warriors	--	--	--	--	--	--	--	--	--		--	--	--	--	--	--
04/05/2026	Pacers	--	--	--	--	--	--	--	--	--		--	--	--	--	--	--
04/06/2026	at Grizzlies	--	--	--	--	--	--	--	--	--		--	--	--	--	--	--
04/08/2026	Hawks	--	--	--	--	--	--	--	--	--		--	--	--	--	--	--
04/10/2026	at Hawks	--	--	--	--	--	--	--	--	--		--	--	--	--	--	--
04/12/2026	Wizards	--	--	--	--	--	--	--	--	--		--	--	--	--	--	--



2025-26 REGULAR SEASON GAME-BY-GAME STATS

DATE	GAME	W/L	FG	FGA	PCT	3FG	3FGA	PCT	FT	FTA	PCT	OR	DR	REB	AST	PF	ST	TO	BS	PTS
10/22	Cavaliers	L	40	86	0.465	19	46	0.413	12	18	0.667	4	28	32	21	25	8	15	4	111
19,812	at Knicks		37	86	0.430	14	40	0.350	31	36	0.861	9	39	48	22	23	8	14	4	119
10/24	Cavaliers	W	44	82	0.537	18	42	0.429	25	35	0.714	9	27	36	32	18	14	17	5	131
17,548	at Nets		49	96	0.510	19	45	0.422	7	7	1.000	10	28	38	30	28	9	20	0	124
10/26	Cavaliers	W	39	87	0.448	12	40	0.300	28	35	0.800	10	34	44	23	23	10	17	2	118
19,432	vs. Bucks		40	79	0.506	13	33	0.394	20	28	0.714	9	28	37	25	26	12	18	6	113
10/27	Cavaliers	W	39	85	0.459	11	35	0.314	27	35	0.771	12	36	48	25	25	11	20	4	116
18,933	at Pistons		33	87	0.379	11	34	0.324	18	27	0.667	16	32	48	20	29	12	26	4	95
10/29	Cavaliers	L	35	87	0.402	17	52	0.327	18	24	0.750	11	31	42	25	22	6	14	4	105
19,156	at Celtics		42	95	0.442	21	57	0.368	20	24	0.833	18	35	53	29	19	11	10	3	125
10/31	Cavaliers	L	36	90	0.400	14	46	0.304	15	23	0.652	15	27	42	24	15	10	14	10	101
19,432	vs. Raptors		40	82	0.488	13	30	0.433	19	24	0.792	10	38	48	27	18	9	18	4	112
11/2	Cavaliers	W	40	97	0.412	20	57	0.351	17	18	0.944	13	31	44	30	28	12	18	4	117
19,432	vs. Hawks		39	77	0.506	6	23	0.261	25	35	0.714	8	38	46	28	21	9	23	3	109
11/5	Cavaliers	W	49	92	0.533	18	44	0.409	16	17	0.941	10	24	34	33	22	9	15	7	132
19,432	vs. 76ers		44	90	0.489	12	31	0.387	21	30	0.700	15	28	43	26	23	9	19	2	121
11/7	Cavaliers	W	52	110	0.473	20	45	0.444	24	31	0.774	25	32	57	34	17	15	10	6	148
14,054	at Wizards		41	91	0.451	15	41	0.366	18	23	0.783	16	28	44	32	24	5	20	7	115
11/8	Cavaliers	W	46	94	0.489	17	46	0.370	19	26	0.731	10	29	39	32	27	6	9	7	128
19,432	vs. Bulls		38	84	0.452	13	29	0.448	33	36	0.917	10	39	49	27	25	8	14	4	122
11/10	Cavaliers	L	49	120	0.408	21	65	0.323	19	27	0.704	26	34	60	26	27	8	10	4	138
19,600	at Heat		46	98	0.469	12	36	0.333	36	41	0.878	12	44	56	32	27	5	14	6	140
11/12	Cavaliers	W	45	104	0.433	14	47	0.298	26	31	0.839	15	34	49	32	21	13	13	10	130
19,600	at Heat		45	94	0.479	15	37	0.405	11	13	0.846	9	35	44	29	29	6	21	6	116
11/13	Cavaliers	L	41	91	0.451	10	41	0.244	21	26	0.808	14	23	37	26	20	7	12	6	113
19,432	vs. Raptors		49	88	0.557	12	31	0.387	16	17	0.941	11	32	43	37	20	6	14	7	126
11/15	Cavaliers	W	38	83	0.458	13	40	0.325	19	29	0.655	11	38	49	24	28	7	21	9	108
19,432	vs. Grizzlies		31	86	0.360	9	32	0.281	29	40	0.725	11	35	46	21	25	9	15	5	100
11/17	Cavaliers	W	44	79	0.557	15	35	0.429	15	21	0.714	4	41	45	25	17	7	18	5	118
19,432	vs. Bucks		39	93	0.419	17	36	0.472	11	15	0.733	7	27	34	26	17	9	15	1	106
11/19	Cavaliers	L	36	81	0.444	12	39	0.308	20	32	0.625	10	29	39	20	18	4	12	5	104
19,432	vs. Rockets		41	90	0.456	9	24	0.375	23	27	0.852	16	35	51	23	23	9	13	4	114
11/21	Cavaliers	W	43	89	0.483	13	35	0.371	21	27	0.778	14	38	52	28	22	5	14	8	120
19,432	vs. Pacers		37	88	0.420	11	37	0.297	24	26	0.923	10	33	43	25	22	10	13	6	109
11/23	Cavaliers	W	45	87	0.517	17	45	0.378	13	20	0.650	8	33	41	28	22	10	14	4	120
19,432	vs. Clippers		37	80	0.463	8	26	0.308	23	26	0.885	12	28	40	23	17	6	16	2	105
11/24	Cavaliers	L	36	87	0.414	14	48	0.292	13	13	1.000	4	33	37	27	13	11	12	4	99
17,127	at Raptors		44	90	0.489	10	36	0.278	12	18	0.667	10	41	51	28	14	8	16	1	110
11/28	Cavaliers	L	44	95	0.463	17	39	0.436	18	20	0.900	14	34	48	29	17	9	17	4	123
16,124	at Hawks		48	91	0.527	16	43	0.372	18	26	0.692	6	32	38	36	14	11	14	5	130
11/30	Cavaliers	L	43	94	0.457	20	52	0.385	9	13	0.692	16	27	43	28	22	7	14	2	115
19,432	vs. Celtics		40	81	0.494	14	40	0.350	23	29	0.793	15	31	46	19	17	9	19	4	117
12/1	Cavaliers	W	50	98	0.510	14	40	0.350	21	29	0.724	19	29	48	27	28	7	9	8	135
15,470	at Pacers		41	85	0.482	10	30	0.333	27	37	0.730	14	22	36	19	22	5	14	6	119
12/3	Cavaliers	L	38	94	0.404	13	52	0.250	21	24	0.875	10	35	45	23	24	9	7	11	110
19,432	vs. Trail Blazers		37	85	0.435	14	34	0.412	34	39	0.872	12	42	54	27	21	4	13	4	122
12/5	Cavaliers	W	50	86	0.581	8	26	0.308	22	29	0.759	9	39	48	32	22	10	15	4	130
19,432	vs. Spurs		42	93	0.452	15	43	0.349	18	26	0.692	11	27	38	28	22	9	14	3	117
12/6	Cavaliers	L	37	107	0.346	10	42	0.238	10	12	0.833	24	37	61	15	18	7	12	4	94
19,432	vs. Warriors		33	86	0.384	13	35	0.371	20	23	0.870	8	38	46	25	19	8	14	8	99
12/12	Cavaliers	W	41	97	0.423	15	53	0.283	33	36	0.917	15	33	48	28	20	11	7	1	130
15,465	at Wizards		42	86	0.488	16	44	0.364	26	32	0.813	12	37	49	29	27	6	16	6	126
12/14	Cavaliers	L	38	95	0.400	12	38	0.316	23	29	0.793	13	33	46	27	24	10	14	3	111
19,432	vs. Hornets		43	98	0.439	17	44	0.386	16	21	0.762	12	41	53	28	26	9	18	7	119
12/17	Cavaliers	L	42	87	0.483	12	39	0.308	15	18	0.833	8	32	40	26	16	6	20	3	111
18,872	at Bulls		50	89	0.562	14	36	0.389	13	18	0.722	6	37	43	35	17	12	16	3	127
12/19	Cavaliers	L	48	101	0.475	14	39	0.359	15	19	0.789	13	33	46	31	17	10	15	1	125
19,432	vs. Bulls		53	102	0.520	18	47	0.383	12	15	0.800	13	35	48	34	14	12	12	5	136
12/22	Cavaliers	W	48	87	0.552	24	44	0.545	19	19	1.000	5	25	30	36	20	9	13	2	139
19,432	vs. Hornets		46	94	0.489	21	42	0.500	19	25	0.760	17	27	44	29	18	10	20	3	132
12/23	Cavaliers	W	56	105	0.533	20	49	0.408	9	11	0.818	14	35	49	40	21	8	13	6	141
19,432	vs. Pelicans		43	94	0.457	11	26	0.423	21	25	0.840	13	30	43	26	16	10	16	2	118
12/25	Cavaliers	L	45	86	0.523	15	34	0.441	19	23	0.826	9	36	45	30	22	7	14	0	124
19,812	at Knicks		44	94	0.468	21	44	0.477	17	22	0.773	12	31	43	28	17	9	13	4	126
12/27	Cavaliers	L	41	96	0.427	11	36	0.306	7	11	0.636	15	27	42	23	15	10	15	6	100
18,067	at Rockets		43	88	0.489	16	35	0.457	15	21	0.714	18	33	51	27	14	12	17	9	117
12/29	Cavaliers	W	41	96	0.427	13	42	0.310	18	20	0.900	10	37	47	29	24	12	14	4	113
19,010	at Spurs		32	83	0.386	7	31	0.226	30	36	0.833	10	42	52	21	17	7	18	2	101
12/31	Cavaliers	W	48	96	0.500	15	38	0.395	18	22	0.818	14	40	54	31	17	7	15	9	129
19,432	vs. Suns		42	105	0.400	15	36	0.417	14	16	0.875	19	33	52	23	20	8	14	5	113
1/2	Cavaliers	W	43	86	0.500	16	39	0.410	11	19	0.579	14	41	55	32	18	6	17	8	113
19,432	vs. Nuggets		40	94	0.426	17	47	0.362	11	13	0.846	5	27	32	26	15	8	9	3	108
1/4	Cavaliers	L	35	80	0.438	14	42	0.333	26	30	0.867	11	33	44	23	18	11	17	10	110
19,432	vs. Pistons		39	95	0.411	15	40	0.375	21	21	1.000	14	31	45	25	24	11	17	9	114
1/6	Cavaliers	W	49	88	0.557	10	26	0.385	12	18										



DATE	GAME	W/L	FG	FGA	PCT	3FG	3FGA	PCT	FT	FTA	PCT	OR	DR	REB	AST	PF	ST	TO	BS	PTS
1/16	Cavaliers	W	44	85	0.518	17	34	0.500	12	17	0.706	10	32	42	38	15	7	18	5	117
19,746	at 76ers		43	91	0.473	12	32	0.375	17	19	0.895	13	24	37	28	15	11	11	8	115
1/19	Cavaliers	L	34	91	0.374	8	35	0.229	28	35	0.800	19	35	54	20	21	8	21	5	104
19,432	vs. Thunder		50	90	0.556	23	47	0.489	13	20	0.650	6	32	38	32	24	11	13	6	136
1/21	Cavaliers	W	34	87	0.391	8	40	0.200	18	24	0.750	17	43	60	20	21	6	21	8	94
17,619	at Hornets		33	98	0.337	8	47	0.170	13	18	0.722	17	30	47	20	23	12	13	4	87
1/23	Cavaliers	W	44	96	0.458	13	36	0.361	22	27	0.815	16	32	48	23	17	6	7	6	123
19,432	vs. Kings		42	89	0.472	13	33	0.394	21	22	0.955	10	33	43	26	25	5	11	2	118
1/24	Cavaliers	W	43	81	0.531	15	34	0.441	18	22	0.818	8	30	38	27	25	11	17	6	119
19,351	at Magic		33	81	0.407	11	40	0.275	28	32	0.875	10	27	37	21	20	8	16	3	105
1/26	Cavaliers	W	42	79	0.532	11	25	0.440	19	27	0.704	7	38	45	23	15	6	16	5	114
19,432	vs. Magic		38	94	0.404	11	39	0.282	11	15	0.733	13	29	42	21	19	10	12	6	98
1/28	Cavaliers	W	51	97	0.526	17	44	0.386	10	13	0.769	14	32	46	32	15	12	10	2	129
19,432	vs. Lakers		39	81	0.481	9	32	0.281	12	18	0.667	8	28	36	21	16	7	16	3	99
1/30	Cavaliers	L	45	97	0.464	15	48	0.313	8	11	0.727	16	27	43	34	17	13	22	2	113
17,071	at Suns		45	85	0.529	23	48	0.479	13	18	0.722	9	34	43	31	19	15	22	5	126
2/1	Cavaliers	W	50	91	0.549	16	34	0.471	14	19	0.737	10	29	39	41	15	15	14	7	130
17,240	at Trail Blazers		44	98	0.449	14	44	0.318	9	12	0.750	17	30	47	24	17	7	23	5	111
2/4	Cavaliers	W	50	98	0.510	16	41	0.390	8	13	0.615	13	31	44	30	12	17	9	5	124
17,927	at Clippers		37	80	0.463	6	28	0.214	11	12	0.917	6	31	37	20	13	6	24	4	91
2/7	Cavaliers	W	46	88	0.523	11	35	0.314	29	32	0.906	9	29	38	30	14	9	12	3	132
16,212	at Kings		48	94	0.511	16	37	0.432	14	20	0.700	15	27	42	30	21	9	15	5	126
2/9	Cavaliers	W	43	92	0.467	15	45	0.333	18	22	0.818	12	27	39	25	29	6	12	7	119
19,647	at Nuggets		38	85	0.447	13	40	0.325	28	35	0.800	12	34	46	25	23	9	14	1	117
2/11	Cavaliers	W	45	83	0.542	16	38	0.421	32	37	0.865	16	35	51	30	15	9	21	8	138
19,432	vs. Wizards		42	104	0.404	14	46	0.304	15	18	0.833	19	21	40	26	21	13	15	4	113
2/19	Cavaliers	--	--	--	--	--	--	--	--	--	--	--	--	--	--	--	--	--	--	--
	vs. Nets	--	--	--	--	--	--	--	--	--	--	--	--	--	--	--	--	--	--	--
2/20	Cavaliers	--	--	--	--	--	--	--	--	--	--	--	--	--	--	--	--	--	--	--
	at Hornets	--	--	--	--	--	--	--	--	--	--	--	--	--	--	--	--	--	--	--
2/22	Cavaliers	--	--	--	--	--	--	--	--	--	--	--	--	--	--	--	--	--	--	--
	at Thunder	--	--	--	--	--	--	--	--	--	--	--	--	--	--	--	--	--	--	--
2/24	Cavaliers	--	--	--	--	--	--	--	--	--	--	--	--	--	--	--	--	--	--	--
	vs. Knicks	--	--	--	--	--	--	--	--	--	--	--	--	--	--	--	--	--	--	--
2/25	Cavaliers	--	--	--	--	--	--	--	--	--	--	--	--	--	--	--	--	--	--	--
	at Bucks	--	--	--	--	--	--	--	--	--	--	--	--	--	--	--	--	--	--	--
2/27	Cavaliers	--	--	--	--	--	--	--	--	--	--	--	--	--	--	--	--	--	--	--
	at Pistons	--	--	--	--	--	--	--	--	--	--	--	--	--	--	--	--	--	--	--
3/1	Cavaliers	--	--	--	--	--	--	--	--	--	--	--	--	--	--	--	--	--	--	--
	at Nets	--	--	--	--	--	--	--	--	--	--	--	--	--	--	--	--	--	--	--
3/3	Cavaliers	--	--	--	--	--	--	--	--	--	--	--	--	--	--	--	--	--	--	--
	vs. Pistons	--	--	--	--	--	--	--	--	--	--	--	--	--	--	--	--	--	--	--
3/8	Cavaliers	--	--	--	--	--	--	--	--	--	--	--	--	--	--	--	--	--	--	--
	vs. Celtics	--	--	--	--	--	--	--	--	--	--	--	--	--	--	--	--	--	--	--
3/9	Cavaliers	--	--	--	--	--	--	--	--	--	--	--	--	--	--	--	--	--	--	--
	vs. 76ers	--	--	--	--	--	--	--	--	--	--	--	--	--	--	--	--	--	--	--
3/11	Cavaliers	--	--	--	--	--	--	--	--	--	--	--	--	--	--	--	--	--	--	--
	at Magic	--	--	--	--	--	--	--	--	--	--	--	--	--	--	--	--	--	--	--
3/13	Cavaliers	--	--	--	--	--	--	--	--	--	--	--	--	--	--	--	--	--	--	--
	at Mavericks	--	--	--	--	--	--	--	--	--	--	--	--	--	--	--	--	--	--	--
3/15	Cavaliers	--	--	--	--	--	--	--	--	--	--	--	--	--	--	--	--	--	--	--
	vs. Mavericks	--	--	--	--	--	--	--	--	--	--	--	--	--	--	--	--	--	--	--
3/17	Cavaliers	--	--	--	--	--	--	--	--	--	--	--	--	--	--	--	--	--	--	--
	at Bucks	--	--	--	--	--	--	--	--	--	--	--	--	--	--	--	--	--	--	--
3/19	Cavaliers	--	--	--	--	--	--	--	--	--	--	--	--	--	--	--	--	--	--	--
	at Bulls	--	--	--	--	--	--	--	--	--	--	--	--	--	--	--	--	--	--	--
3/21	Cavaliers	--	--	--	--	--	--	--	--	--	--	--	--	--	--	--	--	--	--	--
	at Pelicans	--	--	--	--	--	--	--	--	--	--	--	--	--	--	--	--	--	--	--
3/24	Cavaliers	--	--	--	--	--	--	--	--	--	--	--	--	--	--	--	--	--	--	--
	vs. Magic	--	--	--	--	--	--	--	--	--	--	--	--	--	--	--	--	--	--	--
3/25	Cavaliers	--	--	--	--	--	--	--	--	--	--	--	--	--	--	--	--	--	--	--
	vs. Heat	--	--	--	--	--	--	--	--	--	--	--	--	--	--	--	--	--	--	--
3/27	Cavaliers	--	--	--	--	--	--	--	--	--	--	--	--	--	--	--	--	--	--	--
	vs. Heat	--	--	--	--	--	--	--	--	--	--	--	--	--	--	--	--	--	--	--
3/30	Cavaliers	--	--	--	--	--	--	--	--	--	--	--	--	--	--	--	--	--	--	--
	at Jazz	--	--	--	--	--	--	--	--	--	--	--	--	--	--	--	--	--	--	--
3/31	Cavaliers	--	--	--	--	--	--	--	--	--	--	--	--	--	--	--	--	--	--	--
	at Lakers	--	--	--	--	--	--	--	--	--	--	--	--	--	--	--	--	--	--	--
4/2	Cavaliers	--	--	--	--	--	--	--	--	--	--	--	--	--	--	--	--	--	--	--
	at Warriors	--	--	--	--	--	--	--	--	--	--	--	--	--	--	--	--	--	--	--
4/5	Cavaliers	--	--	--	--	--	--	--	--	--	--	--	--	--	--	--	--	--	--	--
	vs. Pacers	--	--	--	--	--	--	--	--	--	--	--	--	--	--	--	--	--	--	--
4/6	Cavaliers	--	--	--	--	--	--	--	--	--	--	--	--	--	--	--	--	--	--	--
	at Grizzlies	--	--	--	--	--	--	--	--	--	--	--	--	--	--	--	--	--	--	--
4/8	Cavaliers	--	--	--	--	--	--	--	--	--	--	--	--	--	--	--	--	--	--	--
	vs. Hawks	--	--	--	--	--	--	--	--	--	--	--	--	--	--	--	--	--	--	--
4/10	Cavaliers	--	--	--	--	--	--	--	--	--	--	--	--	--	--	--	--	--	--	--
	at Hawks	--	--	--	--	--	--	--	--	--	--	--	--	--	--	--	--	--	--	--
4/12	Cavaliers	--	--	--	--	--	--	--	--	--	--	--	--	--	--	--	--	--	--	--
	vs. Wizards	--	--	--	--	--	--	--	--	--	--	--	--	--	--	--	--	--	--	--
TOTALS		55	2,399	5,040	0.476	809	2,258	0.358	992	1,266	0.784	670	1,782	2,452	1,574	1,100	496	795	284	6,599
OPPONENTS		55	2,283	4,930	0.463	765	2,057	0.372	1,044	1,307	0.799	638	1,781	2,419	1,470	1,109	485	876	241	6,375



DATE	OPPONENT	FORWARD	FORWARD	CENTER	GUARD	GUARD	SCORE	W/L
10/22/2025	@ New York	#4 Evan Mobley	#20 Jaylon Tyson	#31 Jarrett Allen	#45 Donovan Mitchell	#5 Sam Merrill	119-111	L
10/24/2025	@ Brooklyn	#20 Jaylon Tyson	#4 Evan Mobley	#31 Jarrett Allen	#45 Donovan Mitchell	#5 Sam Merrill	131-124	W
10/26/2025	vs. Milwaukee	#12 De'Andre Hunter	#4 Evan Mobley	#31 Jarrett Allen	#45 Donovan Mitchell	#5 Sam Merrill	118-113	W
10/27/2025	@ Detroit	#12 De'Andre Hunter	#4 Evan Mobley	#31 Jarrett Allen	#45 Donovan Mitchell	#5 Sam Merrill	116-95	W
10/29/2025	@ Boston	#12 De'Andre Hunter	#4 Evan Mobley	#31 Jarrett Allen	#45 Donovan Mitchell	#20 Jaylon Tyson	125-105	L
10/31/2025	vs. Toronto	#12 De'Andre Hunter	#32 Dean Wade	#4 Evan Mobley	#2 Lonzo Ball	#20 Jaylon Tyson	112-101	L
11/02/2025	vs. Atlanta	#12 De'Andre Hunter	#22 Larry Nance Jr.	#4 Evan Mobley	#45 Donovan Mitchell	#20 Jaylon Tyson	117-109	W
11/05/2025	vs. Philadelphia	#20 Jaylon Tyson	#4 Evan Mobley	#31 Jarrett Allen	#10 Darius Garland	#45 Donovan Mitchell	132-121	W
11/07/2025	@ Washington	#12 De'Andre Hunter	#4 Evan Mobley	#31 Jarrett Allen	#10 Darius Garland	#45 Donovan Mitchell	148-115	W
11/08/2025	vs. Chicago	#12 De'Andre Hunter	#4 Evan Mobley	#31 Jarrett Allen	#45 Donovan Mitchell	#20 Jaylon Tyson	128-122	W
11/10/2025	@ Miami	#12 De'Andre Hunter	#4 Evan Mobley	#31 Jarrett Allen	#10 Darius Garland	#45 Donovan Mitchell	140-138	L
11/12/2025	@ Miami	#12 De'Andre Hunter	#32 Dean Wade	#31 Jarrett Allen	#2 Lonzo Ball	#5 Sam Merrill	130-116	W
11/13/2025	vs. Toronto	#12 De'Andre Hunter	#4 Evan Mobley	#31 Jarrett Allen	#45 Donovan Mitchell	#5 Sam Merrill	126-113	L
11/15/2025	vs. Memphis	#12 De'Andre Hunter	#4 Evan Mobley	#31 Jarrett Allen	#45 Donovan Mitchell	#5 Sam Merrill	108-100	W
11/17/2025	vs. Milwaukee	#12 De'Andre Hunter	#4 Evan Mobley	#31 Jarrett Allen	#45 Donovan Mitchell	#5 Sam Merrill	118-106	W
11/19/2025	vs. Houston	#12 De'Andre Hunter	#4 Evan Mobley	#31 Jarrett Allen	#45 Donovan Mitchell	#35 Nae'Qwan Tomlin	114-104	L
11/21/2025	vs. Indiana	#12 De'Andre Hunter	#20 Jaylon Tyson	#4 Evan Mobley	#10 Darius Garland	#45 Donovan Mitchell	120-109	W
11/22/2025	vs. LA Clippers	#20 Jaylon Tyson	#12 De'Andre Hunter	#4 Evan Mobley	#10 Darius Garland	#45 Donovan Mitchell	120-105	W
11/24/2025	@ Toronto	#20 Jaylon Tyson	#22 Larry Nance Jr.	#4 Evan Mobley	#2 Lonzo Ball	#45 Donovan Mitchell	110-99	L
11/28/2025	@ Atlanta	#12 De'Andre Hunter	#4 Evan Mobley	#31 Jarrett Allen	#10 Darius Garland	#45 Donovan Mitchell	130-123	L
11/30/2025	vs. Boston	#12 De'Andre Hunter	#20 Jaylon Tyson	#4 Evan Mobley	#10 Darius Garland	#45 Donovan Mitchell	117-115	L
12/01/2025	@ Indiana	#32 Dean Wade	#12 De'Andre Hunter	#4 Evan Mobley	#45 Donovan Mitchell	#20 Jaylon Tyson	135-119	W
12/03/2025	vs. Portland	#20 Jaylon Tyson	#12 De'Andre Hunter	#4 Evan Mobley	#10 Darius Garland	#45 Donovan Mitchell	122-110	L
12/05/2025	vs. San Antonio	#35 Nae'Qwan Tomlin	#12 De'Andre Hunter	#4 Evan Mobley	#45 Donovan Mitchell	#20 Jaylon Tyson	130-117	W
12/06/2025	vs. Golden State	#20 Jaylon Tyson	#12 De'Andre Hunter	#4 Evan Mobley	#10 Darius Garland	#45 Donovan Mitchell	99-94	L
12/12/2025	@ Washington	#20 Jaylon Tyson	#12 De'Andre Hunter	#4 Evan Mobley	#10 Darius Garland	#45 Donovan Mitchell	130-126	W
12/14/2025	vs. Charlotte	#12 De'Andre Hunter	#32 Dean Wade	#31 Jarrett Allen	#10 Darius Garland	#45 Donovan Mitchell	119-111	L
12/17/2025	@ Chicago	#20 Jaylon Tyson	#32 Dean Wade	#31 Jarrett Allen	#10 Darius Garland	#45 Donovan Mitchell	127-111	L
12/19/2025	vs. Chicago	#20 Jaylon Tyson	#32 Dean Wade	#31 Jarrett Allen	#10 Darius Garland	#24 Tyrese Proctor	136-125	L
12/22/2025	vs. Charlotte	#20 Jaylon Tyson	#32 Dean Wade	#31 Jarrett Allen	#10 Darius Garland	#45 Donovan Mitchell	139-132	W
12/23/2025	vs. New Orleans	#5 Sam Merrill	#32 Dean Wade	#31 Jarrett Allen	#10 Darius Garland	#45 Donovan Mitchell	141-118	W
12/25/2025	@ New York	#5 Sam Merrill	#32 Dean Wade	#31 Jarrett Allen	#45 Donovan Mitchell	#10 Darius Garland	126-124	L
12/27/2025	@ Houston	#5 Sam Merrill	#32 Dean Wade	#31 Jarrett Allen	#45 Donovan Mitchell	#10 Darius Garland	117-100	L
12/29/2025	@ San Antonio	#32 Dean Wade	#4 Evan Mobley	#31 Jarrett Allen	#45 Donovan Mitchell	#10 Darius Garland	113-101	W
12/31/2025	vs. Phoenix	#32 Dean Wade	#4 Evan Mobley	#31 Jarrett Allen	#10 Darius Garland	#45 Donovan Mitchell	129-113	W
01/02/2026	vs. Denver	#20 Jaylon Tyson	#4 Evan Mobley	#31 Jarrett Allen	#10 Darius Garland	#45 Donovan Mitchell	113-108	W
01/04/2026	vs. Detroit	#5 Sam Merrill	#20 Jaylon Tyson	#4 Evan Mobley	#10 Darius Garland	#45 Donovan Mitchell	114-110	L
01/06/2026	@ Indiana	#32 Dean Wade	#4 Evan Mobley	#31 Jarrett Allen	#10 Darius Garland	#5 Sam Merrill	120-116	W
01/08/2026	@ Minnesota	#45 Donovan Mitchell	#4 Evan Mobley	#31 Jarrett Allen	#10 Darius Garland	#9 Craig Porter Jr.	131-122	L
01/10/2026	vs. Minnesota	#5 Sam Merrill	#4 Evan Mobley	#31 Jarrett Allen	#10 Darius Garland	#45 Donovan Mitchell	146-134	W
01/12/2026	vs. Utah	#5 Sam Merrill	#4 Evan Mobley	#31 Jarrett Allen	#10 Darius Garland	#45 Donovan Mitchell	123-112	L
01/14/2026	@ Philadelphia	#20 Jaylon Tyson	#4 Evan Mobley	#31 Jarrett Allen	#10 Darius Garland	#45 Donovan Mitchell	133-107	W
01/16/2026	@ Philadelphia	#20 Jaylon Tyson	#4 Evan Mobley	#31 Jarrett Allen	#9 Craig Porter Jr.	#45 Donovan Mitchell	117-115	W
01/19/2026	vs. Oklahoma City	#32 Dean Wade	#4 Evan Mobley	#31 Jarrett Allen	#45 Donovan Mitchell	#20 Jaylon Tyson	136-104	L
01/21/2026	@ Charlotte	#32 Dean Wade	#4 Evan Mobley	#31 Jarrett Allen	#45 Donovan Mitchell	#20 Jaylon Tyson	94-87	W
01/23/2026	vs. Sacramento	#32 Dean Wade	#4 Evan Mobley	#31 Jarrett Allen	#45 Donovan Mitchell	#20 Jaylon Tyson	123-118	W
01/24/2026	@ Orlando	#32 Dean Wade	#4 Evan Mobley	#31 Jarrett Allen	#45 Donovan Mitchell	#20 Jaylon Tyson	119-105	W
01/26/2026	vs. Orlando	#32 Dean Wade	#4 Evan Mobley	#31 Jarrett Allen	#45 Donovan Mitchell	#20 Jaylon Tyson	114-98	W
01/28/2026	vs. LA Lakers	#20 Jaylon Tyson	#32 Dean Wade	#31 Jarrett Allen	#45 Donovan Mitchell	#5 Sam Merrill	129-99	W
01/30/2026	@ Phoenix	#20 Jaylon Tyson	#32 Dean Wade	#31 Jarrett Allen	#45 Donovan Mitchell	#5 Sam Merrill	126-113	L
02/01/2026	@ Portland	#20 Jaylon Tyson	#32 Dean Wade	#31 Jarrett Allen	#45 Donovan Mitchell	#5 Sam Merrill	130-111	W
02/04/2026	@ LA Clippers	#20 Jaylon Tyson	#32 Dean Wade	#31 Jarrett Allen	#45 Donovan Mitchell	#5 Sam Merrill	124-91	W
02/07/2026	@ Sacramento	#5 Sam Merrill	#20 Jaylon Tyson	#31 Jarrett Allen	#45 Donovan Mitchell	#1 James Harden	132-126	W
02/09/2026	@ Denver	#5 Sam Merrill	#20 Jaylon Tyson	#31 Jarrett Allen	#1 James Harden	#45 Donovan Mitchell	119-117	W
02/11/2026	vs. Washington	#5 Sam Merrill	#20 Jaylon Tyson	#31 Jarrett Allen	#1 James Harden	#45 Donovan Mitchell	138-113	W
02/19/2026	Brooklyn	--	--	--	--	--	--	--
02/20/2026	at Charlotte	--	--	--	--	--	--	--
02/22/2026	at Oklahoma City	--	--	--	--	--	--	--
02/24/2026	New York	--	--	--	--	--	--	--
02/25/2026	at Milwaukee	--	--	--	--	--	--	--
02/27/2026	at Detroit	--	--	--	--	--	--	--
03/01/2026	at Brooklyn	--	--	--	--	--	--	--
03/03/2026	Detroit	--	--	--	--	--	--	--
03/08/2026	Boston	--	--	--	--	--	--	--
03/09/2026	Philadelphia	--	--	--	--	--	--	--
03/11/2026	at Orlando	--	--	--	--	--	--	--
03/13/2026	at Dallas	--	--	--	--	--	--	--
03/15/2026	Dallas	--	--	--	--	--	--	--
03/17/2026	at Milwaukee	--	--	--	--	--	--	--
03/19/2026	at Chicago	--	--	--	--	--	--	--
03/21/2026	at New Orleans	--	--	--	--	--	--	--
03/24/2026	Orlando	--	--	--	--	--	--	--
03/25/2026	Miami	--	--	--	--	--	--	--
03/27/2026	Miami	--	--	--	--	--	--	--
03/30/2026	at Utah	--	--	--	--	--	--	--
03/31/2026	at LA Lakers	--	--	--	--	--	--	--
04/02/2026	at Golden State	--	--	--	--	--	--	--
04/05/2026	Indiana	--	--	--	--	--	--	--
04/06/2026	at Memphis	--	--	--	--	--	--	--
04/08/2026	Atlanta	--	--	--	--	--	--	--
04/10/2026	at Atlanta	--	--	--	--	--	--	--
04/12/2026	Washington	--	--	--	--	--	--	--

