



# CLEVELAND CAVALIERS (8-6)

## @ NEW YORK KNICKS (8-2)

Tuesday, May 19th, 2026 | 8:00 p.m. ET MADISON SQUARE GARDEN, NEW YORK, NY TV: ESPN AUDIO: WTAM/WMMS, CAVS APP, IHEART APP

2025-26 CLEVELAND CAVALIERS GAME NOTES

FOLLOW @CAVSNOTES ON "X"

EASTERN CONFERENCE FINALS

GAME 1

### LAST GAMES STARTERS

PLAYER / 2025-26 POSTSEASON AVERAGES

#	Player	GP/GS	PPG	RPG	APG	SPG	BPG	MPG	
#1	<b>James Harden</b>	14/14	20.1	5.2	6.2	1.9	0.7	37.4	
		G • 6-5 • 220 • Arizona State/USA • 17th Season							
#45	<b>Donovan Mitchell</b>	14/14	25.6	5.2	3.3	0.8	0.2	35.9	
		G • 6-3 • 228 • Louisville/USA • 9th Season							
#2	<b>Max Strus</b>	14/3	10.1	5.1	1.9	0.9	0.3	26.9	
		SF • 6-5 • 225 • DePaul/USA • 7th Season							
#4	<b>Evan Mobley</b>	14/14	17.0	8.0	4.1	1.1	1.9	35.3	
		PF • 7-0 • 230 • USC/USA • 5th Season							
#31	<b>Jarrett Allen</b>	14/14	13.1	7.3	1.1	1.0	1.9	28.8	
		C • 6-11 • 251 • Texas/USA • 9th Season							

### CAVS QUICK FACTS

🏆 Cleveland defeated Detroit 125-94 (+31) in Game 7 on Sunday night to win the 2nd round series over the Pistons. It was the largest margin of victory in a Game 7 in Cavs team history and **3rd time in NBA history a team has won a Game 7 on the road by at least 31 points**. With the win, Cleveland advanced to the Eastern Conference Finals for the 9th time in team history. It is the first ever matchup between the Cavs and Knicks in the Eastern Conference Finals. The Cavs win over Detroit was their 6th consecutive Game 7 win, which is the 2nd-longest Game 7 winning streak in NBA playoff history (Celtics won 10-straight from 4/13/57 to 5/5/69). The series win also marked the 4th time in team history winning a series when having trailed 0-2, including the 2nd time against Detroit (2007 in the Eastern Conference Finals). The Cavaliers have won the Eastern Conference Finals in each of their last four appearances (2015-2018) and hold a record of 16-6 in the Eastern Conference Finals over that stretch since 2015, including a 9-1 record at home in their last 10 home games of an Eastern Conference Finals. In Cleveland's previous game played against the Knicks on February 24th, the Cavs won 109-94 (+25), holding the Knicks to their 4th fewest points scored in any game this season.

🏆 **DONOVAN MITCHELL** recorded a team-high 26 PTS, a team-high 8 AST, 6 REB, 1 STL and 1 BLK in 31 MIN in the Game 7 win at DET on Sunday night. He scored 15 of his points in the 3rd quarter on 6-8 (.750) shooting from the field. With the win, Mitchell advanced to the Conference Finals for the first time in his NBA career. He has also now won all 3 Game 7's in his Cavaliers career. Over his last 14 regular season games against the Knicks since Feb. 7, 2022, Mitchell is averaging 29.9 points, 5.6 assists, 4.9 rebounds and 1.78 steals in 34.5 minutes. This includes 20+ points in all 14 games, 30+ points in seven games and one 40 points game over that stretch. Mitchell enters Game 1 against New York with the 7th-highest scoring average in NBA postseason history (27.8 PPG in 77 G).

🏆 **JARRETT ALLEN** tallied 23 PTS on 8-14 (.571) shooting from the field (7 FTM), 7 REB, 1 STL and 1 BLK in 25 MIN in Game 7 at DET on May 17th. It was his 7th career postseason game with at least 20 PTS. **Allen has now recorded a BLK in 13-straight postseason games, tying LeBron James and Evan Mobley for the 2nd-longest block streak in Cavs postseason history.** Allen has accumulated 26 blocked shots in his 14 games so far this postseason, which is 16th-most BLK in a single postseason by a Cavalier. Allen is averaging 1.86 BPG this postseason and Evan Mobley is averaging 1.86 BPG. They are the first pair of Cavs teammates to be averaging at least 1.80 BPG in a postseason in team history. Allen is also shooting 69-107 (.645 FG%) so far during this postseason.

🏆 **SAM MERRILL** chipped in 23 PTS (playoff career-high) on 7-10 (.700) shooting from the field, including 5-8 (.625) shooting from beyond the arc and 1 STL in 25 MIN off the bench in Game 7 at DET on May 17th. It was his fourth career postseason game scoring in double figures and first postseason game with at least 20 PTS. His 23 PTS off the bench in 25 MIN is the 2nd-highest scoring total off the bench in 25 or fewer minutes in Cavs postseason history (Max Strus had 24 PTS in 24 MIN on April 18, 2026 vs. TOR).

🏆 **EVAN MOBLEY** recorded his 12th career postseason double-double (2nd this postseason) with 21 PTS on 7-10 (.700) shooting from the field, a game-high 12 REB, 6 AST, 2 BLK and 2 STL in 36 MIN in Game 7 at DET on May 17th. It was his 21st multi-block game of his postseason career. He has recorded at least two blocks in seven straight postseason games and has totaled 26 blocks so far this postseason. **His 7-straight multi-block games is the 2nd-longest streak of 2+ BLK in Cavs postseason history.** It was also his fifth multi-steal game of the postseason. With his 4th rebound of the game, Mobley (339 REB) passed Larry Nance Sr. (330 REB) for the 7th-most rebounds in Cavs postseason history.

🏆 **JAMES HARDEN** is 29-6 (.829) in his career all-time against the Knicks, **which is the 2nd-highest winning percentage for any player in NBA history against the Knicks (min 20 games played).** His 26.2 points per game average against the Knicks is also the 12th-highest scoring average in NBA history for any player in games against the Knicks. For Harden, he enters a Conference Finals now for the fifth time in his career, going to the Western Conference Finals twice with Oklahoma City (2011, 2012), twice with Houston (2015, 2018) and now once with Cleveland (2026). **Madison Square Harden:** On 1/23/19, Harden scored 61 points against the Knicks at Madison Square Garden, tying Kobe Bryant (61 PTS at NYK on 2/2/09) for the most PTS scored against the Knicks at Madison Square Garden since the modern-day building opened in 1968.

### CAVALIERS PRONUNCIATIONS

Dennis Schröder (SHROO-der); Max Strus (str-OOS); Nae'Qwan Tomlin (NAY-KWAN); Jaylon Tyson (JAY-len)

### INJURIES

<https://official.nba.com/nba-injury-report-2025-26-season/>

### 2025-26 POSTSEASON CAVALIERS RECORDS

	RECORD	HOME	ROAD	OT
OVERALL	8-6	6-1	2-5	1-1
WESTERN	--	--	--	--
EASTERN	8-6	6-1	2-5	1-1
CENTRAL	4-3	2-1	2-2	1-0

### STREAKS

OVERALL	Won 1
WESTERN	--
EASTERN	Won 1
CENTRAL	Won 1

### 2025-26 POSTSEASON SCHEDULE

DATE	OPPONENT	SCORE	RECORD
4/18	vs. Raptors	126-113 W	1-0
4/20	vs. Raptors	115-105 W	2-0
4/23	@ Raptors	104-126 L	2-1
4/26	@ Raptors	89-93 L	2-2
4/29	vs. Raptors	125-120 W	3-2
5/1	@ Raptors	110-112* L	3-3
5/3	vs. Raptors	114-102 W	4-3
5/5	@ Pistons	101-111 L	4-4
5/7	@ Pistons	97-107 L	4-5
5/9	vs. Pistons	116-109 W	5-5
5/11	vs. Pistons	112-103 W	6-5
5/13	@ Pistons	117-113* W	7-5
5/15	vs. Pistons	94-115 L	7-6
5/17	@ Pistons	125-94 W	8-6
5/19	@ Knicks	8:00 pm	--
5/21	@ Knicks	8:00 pm	--
5/23	vs. Knicks	8:00 pm	--
5/25	vs. Knicks	8:00 pm	--
5/27	@ Knicks	8:00 pm	--
5/29	vs. Knicks	8:00 pm	--
5/31	@ Knicks	8:00 pm	--

### 2025-26 REG. SEASON SCHEDULE

DATE	OPPONENT	SCORE	RECORD
10/22	@ Knicks	111-119 L	0-1
10/24	@ Nets	131-124 W	1-1
10/26	vs. Bucks	118-113 W	2-1
10/27	@ Pistons	116-95 W	3-1
10/29	@ Celtics	105-125 L	3-2
10/31	vs. Raptors	101-112 L	3-3
11/2	vs. Hawks	117-109 W	4-3
11/5	vs. 76ers	132-121 W	5-3
11/7	@ Wizards	148-115 W	6-3
11/8	vs. Bulls	128-122 W	7-3
11/10	@ Heat	138-140* L	7-4
11/12	@ Heat	130-116 W	8-4
11/13	vs. Raptors	113-126 L	8-5
11/15	vs. Grizzlies	108-100 W	9-5
11/17	vs. Bucks	118-106 W	10-5
11/19	vs. Rockets	104-114 L	10-6
11/21	vs. Pacers	120-109 W	11-6
11/23	vs. Clippers	120-105 W	12-6
11/24	@ Raptors	99-110 L	12-7
11/28	@ Hawks	123-130 L	12-8
11/30	@ Celtics	115-117 L	12-9
12/1	@ Pacers	135-119 W	13-9
12/3	vs. Trail Blazers	110-122 L	13-10
12/5	vs. Spurs	130-117 W	14-10
12/6	vs. Warriors	94-99 L	14-11
12/12	@ Wizards	130-126 W	15-11
12/14	vs. Hornets	111-119 L	15-12
12/19	@ Bulls	111-127 L	15-13
12/22	vs. Hornets	139-132 W	16-14
12/23	vs. Pelicans	141-118 W	17-14
12/25	@ Knicks	124-126 L	17-15
12/27	@ Rockets	100-117 L	17-16
12/29	@ Spurs	113-101 W	18-16
12/31	vs. Suns	129-113 W	19-16
1/2	vs. Nuggets	113-108 W	20-16
1/4	vs. Pistons	110-114 L	20-17
1/6	@ Pacers	120-116 W	21-17
1/8	@ Timberwolves	122-131 L	21-18
1/10	vs. Timberwolves	145-134 W	22-18
1/12	vs. Jazz	112-123 L	22-19
1/14	@ 76ers	133-107 W	23-19
1/16	@ 76ers	117-115 W	24-19
1/19	vs. Thunder	104-136 L	24-20
1/21	@ Hornets	94-87 W	25-20
1/23	vs. Kings	122-118 W	26-20
1/24	@ Magic	118-105 W	27-20
1/26	vs. Magic	114-98 W	28-20
1/28	vs. Lakers	129-99 W	29-20
1/30	@ Suns	113-126 L	29-21
2/1	@ Trail Blazers	130-111 W	30-21
2/4	@ Clippers	124-91 W	31-21
2/7	@ Kings	132-126 W	32-21
2/9	@ Nuggets	119-117 W	33-21
2/11	vs. Wizards	138-113 W	34-21
2/19	vs. Nets	112-84 W	35-21
2/20	@ Hornets	118-113 W	36-21
2/22	@ Thunder	113-121 L	36-22
2/24	vs. Knicks	109-94 W	37-22
2/25	@ Bucks	115-118 L	37-23
2/27	@ Pistons	119-122* L	37-24
3/1	@ Nets	106-102 W	38-24
3/3	vs. Pistons	113-109 W	39-24
3/8	vs. Celtics	98-109 L	39-25
3/9	vs. 76ers	115-101 W	40-25
3/11	@ Magic	122-128 L	40-26
3/13	@ Mavericks	138-105 W	41-26
3/15	vs. Mavericks	120-130 L	41-27
3/17	@ Bucks	123-116 W	42-27
3/19	@ Bulls	115-110 W	43-27
3/21	@ Pelicans	111-106 W	44-27
3/24	vs. Magic	136-131 W	45-27
3/25	vs. Heat	103-120 L	45-28
3/27	vs. Heat	149-128 W	46-28
3/30	@ Jazz	122-113 W	47-28
3/31	@ Lakers	113-127 L	47-29
4/2	@ Warriors	118-111 W	48-29
4/5	vs. Pacers	117-108 W	49-29
4/6	@ Grizzlies	142-126 W	50-29
4/8	vs. Hawks	122-116 W	51-29
4/10	@ Hawks	102-124 L	51-30
4/12	vs. Wizards	130-117 W	52-30

All Times Cleveland Time (ET)



## @ NEW YORK (2025-26 RECORD: 53-29, POSTSEASON RECORD: 8-2)

2025-26 POSTSEASON	PPG	OPP. PPG	FG%	3FG%	FT%	RPG	APG	SPG	TO	BPG
Cavaliers	110.4	108.8	.465	.340	.746	42.1	22.1	7.93	16.6	5.36
Knicks	120.4	101.0	.517	.408	.764	44.7	26.2	8.50	13.3	4.50



2025-26 REGULAR SEASON INDIVIDUAL BESTS			2025-26 REGULAR SEASON KNICKS BESTS			2025-26 REGULAR SEASON TEAM		
Points	34	Donovan Mitchell @ NYK 12/25/25	Points	34	Jalen Brunson vs. CLE 12/25/25	Biggest Win	15	vs. NYK 2/24/26
Rebounds	10	Jarrett Allen vs. NYK 2/24/26	Rebounds	16	Mitchell Robinson @ CLE 2/24/26	Biggest Loss	8	@ NYK 10/22/25
Assists	10	Darius Garland @ NYK 12/25/25	Assists	9	Tyler Kolek vs. CLE 12/25/25			

CAVS ALL-TIME BEST VS. NYK (POSTSEASON)			NYK ALL-TIME BEST VS. CLE (POSTSEASON)			CLE-NYK SERIES (POSTSEASON)		
POINTS	38	Donovan Mitchell, 4/15/23	POINTS	41	Bob McAdoo, 4/12/78	Biggest Win	17	4/18/23 (90-107)
REBOUNDS	15	Jarrett Allen, 4/15/23	REBOUNDS	18	Mitchell Robinson, 4/26/23	Biggest Loss	24	4/27/95 (79-103)
ASSISTS	13	Donovan Mitchell, 4/18/23	ASSISTS	10	Ray Williams, 4/14/78			

2025-26 REGULAR SEASON VS. KNICKS			2024-25 REGULAR SEASON VS. KNICKS			PLAYOFF SERIES HISTORY AGAINST DETROIT				
DATE	SITE	TIME/RESULT	DATE	SITE	RESULT	ALL-TIME	STREAKS	LAST WIN	LAST LOSS	
10/22/25	New York	L, 111-119	10/28/24	New York	W, 110-104	Overall	2-12	Lost 1	4/18/23	4/26/23
12/25/25	New York	L, 124-126	2/21/25	Cleveland	W, 142-105	Home	1-7	Lost 1	4/18/23	4/26/23
2/24/26	Cleveland	W, 109-94	4/2/25	Cleveland	W, 124-105	Road	1-5	Lost 3	4/29/95	4/23/23
			4/11/25	New York	W, 108-102					

## CLE VS. NYK: 2025-26 REGULAR SEASON, 1-2 | 2026 POSTSEASON VS. CLE, 0-0

### CAVALIERS 109, KNICKS 94 – FEBRUARY 24, 2026 – ROCKET ARENA – CLEVELAND, OH – GAME #59

TEAM	1	2	3	4	OT	FINAL	FG	FGA	FG%	3FG%	FT%	OR	DR	TR	A	PF	ST	TO	BS
NYK	26	28	11	29	-	94	35	86	.407	.270	.667	11	33	44	23	22	7	17	8
CLE	35	25	23	26	-	109	37	87	.425	.371	.733	13	32	45	23	18	11	11	6
TEAM	HIGH PTS		HIGH REB		HIGH AST		TEAM	HIGH PTS		HIGH REB		HIGH AST							
CLE	D. Mitchell: 23		J. Allen: 10		D. Garland: 5		NYK	J. Brunson: 20		M. Robinson: 16		J. Hart: 5							

### KNICKS 126, CAVALIERS 124 – DECEMBER 25, 2025 – MADISON SQUARE GARDEN – NEW YORK, NY – GAME #32

TEAM	1	2	3	4	OT	FINAL	FG	FGA	FG%	3FG%	FT%	OR	DR	TR	A	PF	ST	TO	BS
CLE	38	20	38	28	-	124	45	86	.523	.441	.826	9	36	45	30	22	7	14	0
NYK	23	37	24	42	-	126	44	94	.468	.477	.773	12	31	43	28	17	9	13	4
TEAM	HIGH PTS		HIGH REB		HIGH AST		TEAM	HIGH PTS		HIGH REB		HIGH AST							
CLE	D. Mitchell: 34		E. Mobley: 9		D. Garland: 10		NYK	J. Brunson: 34		K. Towns: 14		T. Kolek: 9							

### KNICKS 119, CAVALIERS 111 – OCTOBER 22, 2025 – MADISON SQUARE GARDEN – NEW YORK, NY – GAME #1

TEAM	1	2	3	4	OT	FINAL	FG	FGA	FG%	3FG%	FT%	OR	DR	TR	A	PF	ST	TO	BS
CLE	23	27	37	24	-	111	40	86	.465	.413	.667	4	28	32	21	25	8	15	4
NYK	33	32	22	32	-	119	37	86	.430	.350	.861	9	39	48	22	23	8	14	4
TEAM	HIGH PTS		HIGH REB		HIGH AST		TEAM	HIGH PTS		HIGH REB		HIGH AST							
CLE	D. Mitchell: 31		E. Mobley: 8		L. Ball: 6		NYK	O. Anunoby: 24		O. Anunoby: 14		M. Bridges: 6							



### CONNECTIONS

Cavs guard **Donovan Mitchell** was born in Elmsford, NY which is 46 minutes away from Madison Square Garden...Cavs Head Coach **Kenny Atkinson** was an assistant coach for the Knicks during the 2008-12 seasons...Cavs Associate Head Coach **Johnnie Bryant** was the Associate Head Coach for the New York Knicks from 2020-2024. **Bryant** helped the team reach the NBA playoffs in three of his four seasons in New York... Knicks head coach **Mike Brown** was the head coach of the Cavaliers from 2005-2010 and during the 2013-14 season, winning the league's Coach of the Year honors after a 66-16 season in 2008-09; Brown helped the Cavs reach their first ever NBA finals during the 2006-07 season...Knicks color commentator **Walt Frazier** played for the Cavaliers during the 1977-79 season...Knicks guard **Miles McBride** went to high school in Cincinnati... Knicks assistant coach **Mark Bryant** played with the cavaliers for 1999-00 season... Knicks guard **Jordan Clarkson** played in 138 games for the Cavaliers before being traded to Utah on Dec. 24, 2019...Cavs coaching consultant **Vincent Collet** coached the France National Team in the 2024 Olympics, Knicks forward **Guerschon Yabusele** was a member of that team... Cavaliers Head Coach **Kenny Atkinson** was also an assistant coach for the France national team at that time. Cavs guard **Craig Porter Jr.** and Knicks guard **Landry Shamet** both played college ball at Wichita State... Cavs center **Thomas Bryant** and Knicks forward **OG Anunoby** were teammates at Indiana during the 2015-17 seasons... Knicks assistant coach **Chris Jent** was an assistant coach for the Cavaliers during the 2006-11 seasons... **Jent** also played college ball at The Ohio State University... Cavs guard **James Harden** was teammates with Knicks guard **Landry Shamet** on the Nets during the 2020-21 season...Cavs forward **Nae'Qwan Tomlin** grew up in Harlem and started playing basketball at Rucker Park in New York City...Knicks head coach **Mike Brown** was the head coach of the Sacramento Kings where he coached Cavs guard **Keon Ellis** from 2022-24...Knicks center **Ariel Hukporti** and Cavs guard **Dennis Schroder** are both from Germany and Schroder has served as a mentor to Hukporti during his time in the NBA...Cavaliers President of Basketball Operations **Koby Altman** is from Brooklyn.. Cavaliers assistant coach **Omar Cook** is from Brooklyn.

### CAVALIERS-KNICKS PLAYOFF SERIES HISTORY

**\*2026:** Cleveland is the #4 seed and New York is the #3 seed. **Game 1 is at 8:00 p.m. on May 19th at MSG**

**\*current series**

**2023:** Cleveland was the #4 seed and New York was the #5 seed. **Cleveland lost the series 1-4** in the First Round

**1996:** Cleveland was the #4 seed and New York was the #5 seed. **Cleveland lost the series 0-3** in the First Round

**1995:** Cleveland was the #6 seed and New York was the #3 seed. **Cleveland lost the series 1-3** in the First Round

**1978:** Cleveland was the #4 seed and New York was the #5 seed. **Cleveland lost the series 0-2** in the First Round



## CAVS RECENT GAMES - (5-4)

## CAVALIERS 125, PISTONS 94 – MAY 17, 2026 – LITTLE CAESARS ARENA – DETROIT, MI – GAME #14 (8-6, 2-5 AWAY)

TEAM	1	2	3	4	OT	FINAL	FG	FGA	FG%	3FG%	FT%	OR	DR	TR	A	PF	ST	TO	BS
CLE	31	33	35	26	-	125	43	85	.506	.324	.636	14	36	50	31	22	10	13	4
DET	22	25	26	21	-	94	30	85	.353	.308	.759	10	31	41	21	31	7	15	5
TEAM	HIGH PTS		HIGH REB		HIGH AST		TEAM	HIGH PTS		HIGH REB		HIGH AST							
CLE	D. Mitchell: 26		E. Mobley: 12		D. Mitchell: 8		DET	D. Jenkins: 17		J. Duren: 9		C. Cunningham/D. Jenkins: 5							

**CAVS NOTES | PLAYOFFS 2ND ROUND, GAME 7:** The Cavs 125-94 (+31) win over Detroit in Game 7 marked the largest margin of victory in a Game 7 in Cavs team history and 3rd time in NBA history a team has won a Game 7 on the road by at least 31 points...The Cavs win over Detroit was their 6th consecutive Game 7 win, which is the 2nd-longest Game 7 winning streak in NBA playoff history (Celtics won 10-straight from 4/13/57 to 5/5/69)...**DONOVAN MITCHELL** recorded a team-high 26 PTS, a team-high 8 AST, 6 REB, 1 STL and 1 BLK in 31 MIN. He scored 15 of his points in the 3rd quarter on 6-8 (.750) shooting from the field...**JARRETT ALLEN** tallied 23 PTS on 8-14 (.571) shooting from the field (7 FTM), 7 REB, 1 STL and 1 BLK in 25 MIN. It was his 7th career postseason game with at least 20 PTS...**SAM MERRILL** chipped in 23 PTS (playoff career-high) on 7-10 (.700) shooting from the field, including 5-8 (.625) shooting from beyond the arc and 1 STL in 25 MIN off the bench. It was his fourth career postseason game scoring in double figures and first postseason game with at least 20 PTS. His 23 PTS off the bench in 25 MIN is the 2nd-highest scoring total off the bench in 25 or fewer minutes in Cavs postseason history (Max Strus had 24 PTS in 24 MIN on April 18, 2026 vs. TOR)...**EVAN MOBLEY** recorded his 12th career postseason double-double (2nd this postseason) with 21 PTS on 7-10 (.700) shooting from the field, a game-high 12 REB, 6 AST, 2 BLK and 2 STL in 36 MIN.

## PISTONS 115, CAVALIERS 94 – MAY 15, 2026 – ROCKET ARENA – CLEVELAND, OH – GAME #13 (7-6, 6-1 HOME)

TEAM	1	2	3	4	OT	FINAL	FG	FGA	FG%	3FG%	FT%	OR	DR	TR	A	PF	ST	TO	BS
DET	27	27	30	31	-	115	43	82	.524	.444	.684	13	30	43	25	22	9	18	6
CLE	25	26	19	24	-	94	30	77	.390	.343	.733	16	24	40	15	18	9	20	3
TEAM	HIGH PTS		HIGH REB		HIGH AST		TEAM	HIGH PTS		HIGH REB		HIGH AST							
CLE	J. Harden: 23		J. Allen/M. Strus: 8		J. Harden: 4		DET	C. Cunningham: 21		J. Duren: 11		C. Cunningham: 8							

**CAVS NOTES | PLAYOFFS 2ND ROUND, GAME 6: JAMES HARDEN** finished with a team-high 23 points (8 FTM), seven rebounds, four assists and a team-high four steals in 37 minutes. It was his 108th career postseason game with at least 20 points. With his third point of the game, Harden (4,167 PTS) passed Stephen Curry (4,147 PTS) for the 10th-most points in NBA postseason history. Tonight was his 20th career postseason game with at least four steals...**DONOVAN MITCHELL** finished with 18 points, four rebounds, three assists, and one steal in 37 minutes. With his seventh point of the game, Mitchell (1,011 playoff PTS w/ Cavs) reached 1,000 postseason points as a member of the Cavaliers, the third player in team history with at least 1,000 points in the playoffs (LeBron James – 4,573 PTS and Kyrie Irving – 1,243 PTS)...**EVAN MOBLEY** finished with 18 points, six rebounds, two steals and two blocks in 36 minutes. It was his 20th multi-block game of his postseason career...**JARRETT ALLEN** finished with 13 points on 5-6 (.833) shooting from the field, eight rebounds, one steal and one block in 30 minutes of play. It was his 12th consecutive postseason game with a block, tying Larry Nance Sr. (12-straight postseason games with a block from 5/17/92-5/9/93) for the 4th-longest postseason block streak in Cavs postseason history. With his fourth rebound of the game, Allen passed Drew Gooden (258 REB) for the 10th-most rebounds in Cavs postseason history...**SAM MERRILL** finished with 10 points on 3-6 (.500) shooting from the field (2 3FGM) in 21 minutes off the bench. It is his third time in his postseason career scoring in double figures (all coming this postseason).

## CAVALIERS 117, PISTONS 113 – MAY 13, 2026 – LITTLE CAESARS ARENA – DETROIT, MI – GAME #12 (7-5, 1-5 AWAY)

TEAM	1	2	3	4	OT	FINAL	FG	FGA	FG%	3FG%	FT%	OR	DR	TR	A	PF	ST	TO	BS
CLE	27	25	32	19	14	117	36	80	.450	.400	.816	13	31	44	25	16	6	17	9
DET	29	31	20	23	10	113	42	95	.442	.333	.900	15	25	40	28	26	10	15	10
TEAM	HIGH PTS		HIGH REB		HIGH AST		TEAM	HIGH PTS		HIGH REB		HIGH AST							
CLE	J. Harden: 30		J. Allen: 10		E. Mobley: 8		DET	C. Cunningham: 39		P. Reed: 8		C. Cunningham: 9							

**CAVS NOTES | PLAYOFFS 2ND ROUND, GAME 5:** Cleveland's 117-113 win in overtime at Detroit marked their first road win of the postseason...**JAMES HARDEN** recorded a team-high 30 PTS, 8 REB, 6 AST, 3 BLK and 1 STL in 43 MIN. It was Harden's 50th career 30-point game in the postseason, becoming the 12th player in NBA postseason history with at least 30 PTS in 50 postseason games. He became just the 2nd player in Cavs postseason history to record 30+ PTS, 8+ REB, 6+ AST and 3+ BLK in a playoff game, joining LeBron James (5 times). With an appearance in Game 5 at DET, Harden (185 playoff games) passed Robert Parish (184 playoff games) for the 15th-most playoff games played in NBA postseason history...**DONOVAN MITCHELL** finished with 21 PTS (6-6 FT), 4 REB and 3 AST in 42 MIN. He scored 7 of his PTS in overtime on a perfect 3-3 shooting from the field...**MAX STRUS** contributed 20 PTS on 6-8 (.750) shooting from the 3-point line, 8 REB, 1 STL and 1 BLK in 36 MIN off the bench. It was his most made 3-pointers in a postseason game in his career and his 6 triples off the bench were T-3rd most made three-pointers off the bench by a Cavalier in a playoff game. Strus became the 3rd Cavs reserve in postseason history to record at least 20 PTS, 8 REB, 1 STL and 1 BLK off the bench in a playoff game...**EVAN MOBLEY** recorded 19 PTS (2 3FGM), 8 REB, a postseason career-high 8 AST, 3 BLK and 1 STL in 43 MIN. Mobley joins LeBron James (4 times) as the only Cavaliers in postseason history to record at least 19 PTS, 8 REB, 8 AST, 3 BLK and 1 STL in a playoff game...**JARRETT ALLEN** finished with his 12th career postseason double-double (2nd of this postseason) with 16 PTS on 6-10 (.600) shooting from the field, a game-high 10 REB, 2 BLK and 1 STL in 36 MIN. It was also his 11th-straight postseason game with a block, tying LeBron James for the 5th-longest postseason block streak in Cavs history.

## CAVALIERS 112, PISTONS 103 – MAY 11, 2026 – ROCKET ARENA – CLEVELAND, OH – GAME #11 (6-5, 6-0 HOME)

TEAM	1	2	3	4	OT	FINAL	FG	FGA	FG%	3FG%	FT%	OR	DR	TR	A	PF	ST	TO	BS
DET	24	32	21	26	-	103	42	83	.506	.435	.750	11	24	35	23	27	10	20	3
CLE	21	31	38	22	-	112	34	78	.436	.341	.882	12	21	33	23	15	11	15	8
TEAM	HIGH PTS		HIGH REB		HIGH AST		TEAM	HIGH PTS		HIGH REB		HIGH AST							
CLE	D. Mitchell: 43		E. Mobley: 8		J. Harden: 11		DET	C. LeVert: 24		T. Harris: 8		C. Cunningham: 6							

**CAVS NOTES | PLAYOFFS 2ND ROUND, GAME 4:** Cleveland tied the series at 2-2 with the win. It also marked the Cavs 10th consecutive home win at Rocket Arena since March 27th. Cleveland had a 24-0 run (22-0 to start the third quarter). It was the longest run in a playoff game by Cleveland since at least 1997. The team's previous long over that span: 19 straight on May 16, 2008 against Boston. It was the first run of 24 or more points in a playoff game since the Timberwolves scored 24 straight on May 16, 2024 against the Nuggets. The Cavs shot 13-19 (.684) from the field in the third quarter, including 4-8 (.500) from the three-point line...**DONOVAN MITCHELL** recorded a game-high 43 points on 13-26 (.500) shooting from the field (13 FTM), five rebounds and one steal in 37 minutes. It was his 8th career playoff game with at least 40 points and it was also his third straight postseason game with at least 30 points. Mitchell scored 21 of his points in the third quarter on 8-9 (.889) shooting from the field, including 2-3 (.667) from beyond the arc, marking the fifth time in his postseason career (first time with the Cavs) scoring at least 20 points in a single quarter. He also scored 39 points in the 2nd half on 12-18 (.667) shooting from the field, tying the most points scored in any half in NBA postseason history (Eric Floyd, 39 PTS in the 2nd half for Golden State on May 10, 1987 vs. L.A. Lakers). It is also the most points ever scored in a half in the postseason by a member of the Cavaliers...**JAMES HARDEN** recorded his 40th career postseason double-double (2nd of this postseason) with 24 points (9-9 FT), including 5-9 (.556) shooting from beyond the arc, a game-high 11 assists, a game-high four steals and one block in 37 minutes. It was also his 33rd point-assist double-double of his postseason career, passing Oscar Robertson (32 point-assist DBL-DBLS) for the 12th-most point-assist double-doubles in NBA postseason history. It was also his 25th career postseason game with at least 20 points and 10 assists. With his third steal of the game, Harden (304 STL) passed Jason Kidd (302 STL) for the 7th-most steals in NBA postseason history. It was also his 5th time this postseason scoring at least 20 points and 2nd time with at least 10 assists...**EVAN MOBLEY** finished with 17 points, eight rebounds, five assists, a game-high five blocks and three steals in 39 minutes. With his second offensive rebound of the game, Mobley (91 OREB) passed Brad Daugherty (89 OREB) for the 8th-most offensive rebounds in Cavs postseason history. **Mobley is the first Cavaliers player in postseason history to record at least five blocks and three steals in a playoff game.** It was Mobley's third career playoff game with at least five blocks, tying the Cavs franchise record for most postseason games with at least five blocks (Larry Nance Sr. – 3 postseason games with 5+ BLK from 1987-92). He is the 9th player in NBA postseason history to record at least 15 points, five assists, five blocks and three steals in a playoff game (Hakeem Olajuwon, Draymond Green, Julius Erving, Michael Jordan, David Robinson, Chris Webber, Tim Duncan and Kevin Durant).



## CAVALIERS 116, PISTONS 109 – MAY 9, 2026 – ROCKET ARENA – CLEVELAND, OH – GAME #10 (5-5, 5-0 HOME)

TEAM	1	2	3	4	OT	FINAL	FG	FGA	FG%	3FG%	FT%	OR	DR	TR	A	PF	ST	TO	BS
DET	30	18	33	28	-	109	41	91	.451	.360	.818	17	23	40	23	25	12	16	4
CLE	32	32	19	33	-	116	43	74	.581	.375	.643	5	28	33	22	17	3	15	7
TEAM	HIGH PTS		HIGH REB		HIGH AST		TEAM	HIGH PTS		HIGH REB		HIGH AST							
CLE	D. Mitchell: 35		D. Mitchell: 10		J. Harden: 7		DET	C. Cunningham: 27		C. Cunningham: 10		C. Cunningham: 10							

**CAVS NOTES | PLAYOFFS 2ND ROUND, GAME 3:** With the win over Detroit, Cleveland improved to 16-8 all-time against Detroit in the postseason, including 10-1 at home...Cleveland shot 24-36 (.667) from the field in the opening half, their highest FG% in an opening half of a playoff game since 2002-03 and 2nd-best in any playoff half over that span...**DONOVAN MITCHELL** recorded his first double-double of the postseason (sixth career postseason DBL-DBL) with a game-high 35 points on 13-24 (.542) shooting from the field, a team-high 10 rebounds and four assists in 38 minutes. It was his 35th career postseason game with at least 30 points, 16th postseason game with 30+ points as a member of the Cavs and his fourth 30-point game of this postseason. His 35 postseason 30-point games are the 7th-most among active players. He also surpassed 2,000 career postseason points in the game...**JAMES HARDEN** finished with 19 points on 8-14 (.571) shooting from the field, including 3-7 (.429) shooting from beyond the arc, seven assists, two rebounds and one steal in 40 minutes. He scored nine of his points in the fourth quarter including seven points in the final 90 seconds of the game. With his one steal of the game, Harden (300 STL) became the 8th-player in NBA postseason history with at least 300 playoff steals...**JARRETT ALLEN** recorded 18 points on 7-9 (.778) shooting from the field, four rebounds, two blocks and one steal in 32 minutes. It marked his 9th-consecutive game with at least one block. He became just the 5th player in Cavs postseason history to record a block in 9 or more consecutive games (LeBron James, Evan Mobley, Larry Nance, Timofey Mozgov)...**EVAN MOBLEY** recorded 13 points on 4-6 (.667) shooting from the field, eight rebounds, four assists and two blocks in 36 minutes...**DENNIS SCHRODER** recorded 11 points on 4-5 (.800) shooting from the field, including a perfect 3-3 shooting from beyond the arc, two assists and two blocks in 22 minutes off the bench.

## PISTONS 107, CAVALIERS 97 – MAY 7, 2026 – LITTLE CAESARS ARENA – DETROIT, MI – GAME #9 (4-5, 0-5 AWAY)

TEAM	1	2	3	4	OT	FINAL	FG	FGA	FG%	3FG%	FT%	OR	DR	TR	A	PF	ST	TO	BS
CLE	18	25	32	22	-	97	34	81	.420	.219	.815	9	27	36	20	19	7	11	6
DET	25	29	25	28	-	107	39	80	.488	.500	.750	12	30	42	21	22	9	13	5
TEAM	HIGH PTS		HIGH REB		HIGH AST		TEAM	HIGH PTS		HIGH REB		HIGH AST							
CLE	D. Mitchell: 31		J. Allen: 7		D. Schröder: 5		DET	C. Cunningham: 25		J. Duren: 10		C. Cunningham: 10							

**CAVS NOTES | PLAYOFFS 2ND ROUND, GAME 2:** **DONOVAN MITCHELL** recorded 31 PTS (7 FTM), 6 REB, 3 AST and 2 STL in 37 MIN. It was his 15th 30-point game in the postseason as a member of the Cavaliers...**JARRETT ALLEN** chipped in 22 PTS on 7-9 (.778) shooting from the field, 7 REB, 3 AST, 1 STL and 1 BLK in 31 MIN. It was his 6th career game in the postseason with at least 20 PTS and 2nd time this postseason. It was his 8th-straight game this postseason recording a block...**JAMES HARDEN** tallied 10 PTS, 6 REB, 3 AST and 1 STL in 37 MIN.

## PISTONS 111, CAVALIERS 101 – MAY 5, 2026 – LITTLE CAESARS ARENA – DETROIT, MI – GAME #8 (4-4, 0-4 AWAY)

TEAM	1	2	3	4	OT	FINAL	FG	FGA	FG%	3FG%	FT%	OR	DR	TR	A	PF	ST	TO	BS
CLE	21	25	30	25	-	101	36	80	.450	.368	.938	11	30	41	23	22	7	20	5
DET	37	22	24	28	-	111	37	84	.440	.385	.771	16	29	45	23	18	12	12	3
TEAM	HIGH PTS		HIGH REB		HIGH AST		TEAM	HIGH PTS		HIGH REB		HIGH AST							
CLE	D. Mitchell: 23		E. Mobley: 9		J. Harden: 7		DET	C. Cunningham: 23		J. Duren: 12		C. Cunningham: 7							

**CAVS NOTES | PLAYOFFS 2ND ROUND, GAME 1:** **DONOVAN MITCHELL** recorded a team-high 23 PTS, including 4-10 (.400) shooting from the 3-point line, 4 REB and 1 STL in 35 MIN. It was his 57th time in his postseason career scoring at least 20 PTS and 24th time in the postseason with the Cavalier...**JAMES HARDEN** finished with 22 PTS, including 9-9 shooting from the free throw line, 8 REB, 7 AST, 2 BLK and 1 STL in 35 MIN. He scored 13 of his points in the 4th quarter on 4-7 (.571) shooting from the field...**MAX STRUS** contributed 19 PTS on 7-13 (.538) shooting from the field, including 4-8 (.500) shooting from beyond the arc, 5 REB and 1 STL in 28 MIN off the bench. It was the 8th time in Strus' postseason career scoring at least 19 PTS...**EVAN MOBLEY** chipped in 14 PTS on 6-11 (.545) shooting from the field, 9 REB, 5 AST and 2 BLK in 35 MIN.

## CAVALIERS 114, RAPTORS 102 – MAY 3, 2026 – ROCKET ARENA – CLEVELAND, OH – GAME #7 (4-3, 4-0 HOME)

TEAM	1	2	3	4	OT	FINAL	FG	FGA	FG%	3FG%	FT%	OR	DR	TR	A	PF	ST	TO	BS
TOR	26	23	19	34	-	102	38	87	.437	.286	.692	7	26	33	25	28	10	14	4
CLE	24	25	38	27	-	114	38	85	.447	.282	.730	20	40	60	23	23	8	17	5
TEAM	HIGH PTS		HIGH REB		HIGH AST		TEAM	HIGH PTS		HIGH REB		HIGH AST							
CLE	J. Allen/D. Mitchell: 22		J. Allen: 19		M. Strus: 5		TOR	S. Barnes: 24		S. Barnes: 9		J. Shead: 7							

**CAVS NOTES | PLAYOFFS FIRST ROUND, GAME 7:** With the win, Cleveland advance to the Eastern Conference Semifinals for the 3rd-straight season...It was their 7th time winning a game 7 in team history...**JARRETT ALLEN** tallied his 11th career postseason double-double with a team-high tying 22 points, a game-high 19 rebounds, two assists, three blocks and two steals in 33 minutes. It was his first career playoff game with at least 20 points and 15 rebounds. Allen recorded 14 points on 5-7 (.714) shooting from the field and 10 rebounds in the 3rd quarter, playing all 12 minutes in the quarter. He is the first Cavaliers player since 1997-98 to record a double-double in a quarter of a playoff game. He was also the 7th player since 1997-98 to record a double-double in a quarter of a playoff game (Nikola Jokic, Jusef Nurkic, Shaquille O'Neal, Tim Duncan, Ivica Zubac and Rudy Gobert)...**DONOVAN MITCHELL** recorded a team-high tying 22 points and three rebounds in 35 minutes. With his first basket of the game, Mitchell (840 PTS) passed Mark Price (818 PTS) for the 4th-most postseason points in Cavaliers history...**JAMES HARDEN** finished with 18 points (11 FTM), six rebounds, three assists and a game-high tying three steals in 37 minutes. With his 2nd steal of the game, Harden (297 STL) passed Maurice Cheeks (295 STL) and with his third steal of the game, passed Larry Bird (296 STL) for the 8th-most steals in NBA playoff history...**EVAN MOBLEY** recorded 13 points, seven rebounds, four assists and one block in 27 minutes...**SAM MERRILL** finished with 13 points, including 3-7 (.429) shooting from the 3-point line, three rebounds and two assists in 23 minutes off the bench...**MAX STRUS** contributed 12 points, eight rebounds, five assists, two steals and one block in 31 minutes off the bench.

## RAPTORS 112, CAVALIERS 110 – MAY 1, 2026 – SCOTIABANK ARENA – TORONTO, ON, CA – GAME #6 (3-3, 0-3 AWAY)

TEAM	1	2	3	4	OT	FINAL	FG	FGA	FG%	3FG%	FT%	OR	DR	TR	A	PF	ST	TO	BS
CLE	32	19	30	23	6	110	40	93	.430	.268	.704	19	33	52	23	21	8	18	4
TOR	32	29	31	12	8	112	40	87	.460	.361	.826	10	28	38	27	25	13	16	9
TEAM	HIGH PTS		HIGH REB		HIGH AST		TEAM	HIGH PTS		HIGH REB		HIGH AST							
CLE	E. Mobley: 26		E. Mobley: 14		J. Harden: 9		TOR	S. Barnes: 25		R. Barrett: 9		S. Barnes: 14							

**CAVS NOTES | PLAYOFFS FIRST ROUND, GAME 6:** **EVAN MOBLEY** finished with his 11th career postseason double-double with a team-high 26 PTS on 9-15 (.600) shooting from the field, including 3-7 (.429) shooting from beyond the arc, 14 REB, 3 AST and 1 STL in 41 MIN. It was his first time in his postseason career with back-to-back 20-pt games...**DONOVAN MITCHELL** tallied 24 PTS, 5 REB and 1 BLK in 41 MIN. He scored 11 of his PTS in the 4th quarter on 5-10 (.500) shooting from the field...**JAMES HARDEN** contributed 16 PTS, 9 REB, 9 AST, 2 STL and 1 BLK in 44 MIN. With his first STL of the game, Harden (294 STL) moved up to 10th on the all-time steals leaders list in NBA playoff history, passing Manu Ginobili (292 STL)...**JARRETT ALLEN** contributed 14 PTS on 6-8 (.750) shooting from the field, 7 REB, 2 BLK and 1 STL in 34 MIN. It was his 5th-straight postseason game with at least 2 BLK.



# CAVALIERS ALL-TIME PLAYOFF LEADERS

\*SEVERAL CAVALIER PLAYERS CAN MOVE UP IN THE FRANCHISE'S ALL-TIME TOP 10 CATEGORIES BELOW THIS 2026 NBA PLAYOFFS:

POINTS SCORED	3-POINTERS MADE	ASSISTS	BLOCKS
1. L. James (4,573)	1. L. James (247)	1. L. James (1,188)	1. L. James (162)
2. K. Irving (1,243)	2. J. Smith (200)	2. M. Price (327)	2. L. Nance Sr. (93)
<b>3. D. MITCHELL (1,037)</b>	3. K. Love (141)	3. K. Irving (243)	3. Z. Ilgauskas (82)
4. K. Love (966)	4. K. Irving (122)	4. C. Ehlo (164)	4. T. Thompson (70)
5. M. Price (818)	<b>5. D. MITCHELL (107)</b>	<b>5. D. MITCHELL (164)</b>	<b>5. E. MOBLEY (66)</b>
6. J. Smith (809)	<b>6. M. STRUS (81)</b>	6. D. West (141)	6. J. Williams (53)
7. Z. Ilgauskas (784)	7. K. Korver (72)	7. B. Daugherty (137)	<b>7. J. ALLEN (43)</b>
8. B. Daugherty (782)	8. D. Gibson (57)	8t. M Williams (120)	8. B. Daugherty (40)
9. L. Nance Sr. (693)	9t. M. Price (56)	8t. D. Garland (120)	9t. T. Mozgov (39)
10. T. Thompson (620)	9t. I. Shumpert (56)	10. K. Love (116)	9t. A. Varejao (39)
<b>11. E. MOBLEY (616)</b>	<b>12t. S. MERRILL (47)</b>	<b>12t. E. MOBLEY (109)</b>	
<b>15. J. ALLEN (419)</b>	<b>16. E. MOBLEY (37)</b>	<b>14. M. STRUS (96)</b>	



FIELD GOALS MADE	FREE THROWS MADE	OFFENSIVE REBOUNDS	DEFENSIVE REBOUNDS	TOTAL REBOUNDS
1. L. James (1,628)	1. L. James (1,070)	1. T. Thompson (299)	1. L. James (1,161)	1. L. James (1,388)
2. K. Irving (455)	2. B. Daugherty (232)	2. L. James (227)	2. K. Love (484)	2. T. Thompson (701)
<b>3. D. MITCHELL (371)</b>	3. K. Irving (211)	3. Z. Ilgauskas (180)	3. T. Thompson (402)	3. K. Love (609)
4t. Z. Ilgauskas (313)	4. M. Price (202)	4. A. Varejao (147)	4. Z. Ilgauskas (343)	4. Z. Ilgauskas (523)
4t. K. Love (313)	5. K. Love (199)	5. K. Love (125)	5. B. Daugherty (330)	5. B. Daugherty (419)
6. L. Nance Sr. (283)	<b>6. D. MITCHELL (188)</b>	6. L. Nance Sr. (110)	6. A. Varejao (258)	6. A. Varejao (405)
7t. M. Price (280)	7. Z. Ilgauskas (156)	7. J. Williams (99)	<b>7. E. MOBLEY (242)</b>	7. L. Nance Sr. (330)
7t. J. Williams (280)	8. T. Thompson (152)	<b>8. E. MOBLEY (97)</b>	8. J. Smith (223)	<b>8. E. MOBLEY (339)</b>
9. B. Daugherty (275)	9. J. Williams (147)	<b>9. J. ALLEN (93)</b>	9. L. Nance Sr. (220)	9. Williams (305)
<b>10. E. MOBLEY (240)</b>	10. L. Nance Sr. (127)	10. B. Daugherty (89)	10. J. Williams (206)	<b>10. J. ALLEN (270)</b>
<b>14t. J. ALLEN (160)</b>	<b>12t. E. MOBLEY (99)</b>	<b>15t. M. STRUS (45)</b>	<b>12. J. ALLEN (177)</b>	<b>13. D. MITCHELL (194)</b>
<b>20. M. STRUS (126)</b>	<b>12t. J. ALLEN (99)</b>		<b>13. D. MITCHELL (159)</b>	<b>15. M. STRUS (187)</b>
			<b>15. M. STRUS (142)</b>	



**2026 PLAYOFF NOTES:** DONOVAN MITCHELL passed Larry Nance Sr. (693 PTS) for **8<sup>th</sup> place in playoff points** with his 16<sup>th</sup> PT against Toronto on April 18; also passed Kyle Korver (72 3FG) for **5<sup>th</sup> place in three-pointers made** and Mo Williams (120 AST) and Darius Garland (120 AST) for **7<sup>th</sup> place in assists**...EVAN MOBLEY passed Brad Daugherty (40 BLK) for **6<sup>th</sup> place in blocks** with his 1<sup>st</sup> swat against Toronto on April 20...EVAN MOBLEY passed Bingo Smith (254 REB) for **10<sup>th</sup> place in rebounds** at Toronto on April 26...DONOVAN MITCHELL passed Brad Daugherty (782 PTS) and Zydrunas Ilgauskas (784 PTS) for 7<sup>th</sup> and **6<sup>th</sup> place in playoff points** versus Toronto on April 29; also passed Daugherty (275 FGM), John Williams (280 FGM) and Mark Price (280 FGM) to move into **6<sup>th</sup> in field goals made**...EVAN MOBLEY passed Drew Gooden (258 REB) for **9<sup>th</sup> place in rebounds** against Toronto on April 29...DONOVAN MITCHELL passed JR Smith (809 PTS) and tied Mark Price for **4<sup>th</sup> in playoff points** at Toronto on May 1; Also passed Larry Nance Sr. (283 FGM) for **5<sup>th</sup> in playoff field goals made** and Brad Daugherty (137 AST) for **6<sup>th</sup> in playoff assists** that night...DONOVAN MITCHELL passed Mark Price (818 PTS) for **4<sup>th</sup> in playoff points** with his first basket against Toronto on May 3...EVAN MOBLEY passed John Williams (206 DREB) for **9<sup>th</sup> in defensive rebounds** at Detroit on May 5...DONOVAN MITCHELL passed Delonte West (141 AST) for **5<sup>th</sup> place in playoff assists** and Kevin Love (313 FGM) and Zydrunas Ilgauskas for 5<sup>th</sup> and **4<sup>th</sup> place in field goals made** at Detroit on May 7...EVAN MOBLEY passed Hot Rod Williams (53 BLK) for **5<sup>th</sup> place in playoff blocks** vs. Detroit on May 9...DONOVAN MITCHELL passed Kevin Love (966 PTS) for **3<sup>rd</sup> place in playoff points** vs. Detroit on May 11...MAX STRUS passed Kyle Korver (72 3FGM) for **6<sup>th</sup> in playoff three-pointers made** at Detroit on May 13...JARRETT ALLEN passed Timofey Mozgov (39 BLK), Anderson Varejao (39 BLK) and Brad Daugherty (40 BLK) for **8<sup>th</sup> in playoff blocks** at Detroit on May 13.



# PLAYOFF MILESTONES

\*YELLOW HIGHLIGHT INDICATES PLAYER IS NEAR MILESTONE

JARRETT ALLEN		JAMES HARDEN	
600 PTS (515)	Needs 85	500 3FGM (467)	Needs 33
200 FGM (193)	Needs 7	200 GP (187)	Needs 13
500 REB (363)	Needs 37		
DONOVAN MITCHELL		EVAN MOBLEY	
800 FGM (750)	Needs 50	700 PTS (616)	Needs 84
300 3FGM (236)	Needs 64	400 REB (339)	Needs 61
400 REB (387)	Needs 13	300 FGM (240)	Needs 60
100 STL (97)	Needs 3	100 BLK (66)	Needs 34
LARRY NANCE JR.		DENNIS SCHRODER	
200 PTS (176)	Needs 24	1,000 PTS (967)	Needs 33
200 REB (158)	Needs 42	400 FGM (347)	Needs 53
		100 3FGM (97)	Needs 3
		200 REB (190)	Needs 10
		400 AST (302)	Needs 98
MAX STRUS			
800 PTS (771)	Needs 29		
400 REB (343)	Needs 57		
200 3FGM (171)	Needs 29		

**2026 PLAYOFF NOTES:** DONOVAN MITCHELL made his 200<sup>th</sup> playoff three-pointer with his 1<sup>st</sup> triple against Toronto on April 18...EVAN MOBLEY reached 400 playoff points with his 5<sup>th</sup> point against Toronto on April 20...JAMES HARDEN became the 12<sup>th</sup> player in NBA history to reach 4,000 career playoff points with his 18<sup>th</sup> point against Toronto on April 29...JARRETT ALLEN grabbed his 300<sup>th</sup> career playoff rebound with his 7<sup>th</sup> board at Toronto on May 1...JARRETT ALLEN scored his 400<sup>th</sup> career playoff point with his 10<sup>th</sup> point against Toronto on May 3...EVAN MOBLEY scored his 500<sup>th</sup> career playoff point with his 8<sup>th</sup> point against Toronto on May 3...MAX STRUS scored his 700<sup>th</sup> career playoff point with his 10<sup>th</sup> point and also grabbed his 300<sup>th</sup> career playoff rebound against Toronto on May 3...DONOVAN MITCHELL made his 700<sup>th</sup> career playoff field goal with his 10<sup>th</sup> basket at Detroit on May 7...DONOVAN MITCHELL scored his 2,000<sup>th</sup> career playoff point with his 1<sup>st</sup> point against Detroit on May 9...JAMES HARDEN recorded his 1,000<sup>th</sup> career playoff rebound and 300<sup>th</sup> career playoff steal against Detroit on May 9...JARRETT ALLEN scored his 500<sup>th</sup> career playoff point with his 8<sup>th</sup> point at Detroit on May 17...EVAN MOBLEY reached 600 career playoff points with his 5<sup>th</sup> point at Detroit on May 17.

# 2026 PLAYOFF NOTES

**FIRST ECF SINCE 2018:** The Cavs are back in the Eastern Conference Finals for the **first time since 2018** and **9th time in franchise history**. Cleveland is facing New York for the **5<sup>th</sup> time in a playoff series** and **1<sup>st</sup> time in an ECF**.

**BACK-TO-BACK-TO-BACK IN THE SEMIFINALS:** The Cavs advanced to the Eastern Conference Semifinals for the **15th time in franchise history** and **THIRD YEAR IN A ROW**. Cleveland defeated Detroit, 4-3.

**HOME COOKING:** The Cavs have been solid **at home in this year's playoffs at 6-1**. Cleveland also owns an **NBA-best 19-4 (.826) home record since Jan. 23**.

NBA'S BEST HOME RECORDS	
SINCE JAN. 23 (INCLUDING PLAYOFFS)	
TEAM	HOME RECORD
1. CLEVELAND CAVALIERS	19-4 (.826)
2. San Antonio Spurs	20-5 (.800)
3. New York Knicks	17-5 (.773)

**THE BEST TWO WORDS IN SPORTS...GAME SEVEN:** After defeating Toronto in Game 7 of their First Round series and Detroit in Game 7 of the Semifinals, the Cavs now hold an **all-time record of 8-2 in Game 7s**. Cleveland has also **won 6 consecutive Game 7s, which is the 2<sup>nd</sup>-longest streak in NBA history**.

LONGEST GAME 7 WIN STREAKS	
NBA PLAYOFF HISTORY	
TEAM / YEARS	GAME 7 WIN STREAK
1. Boston Celtics (1957-1969)	10
2. CLEVELAND CAVALIERS (2016-2026)	6
3t. Los Angeles Lakers (1988-2002)	5
3t. Boston Celtics (1984-1988)	5

**JA'S FIRST ROUND FINALE:** In the Game 7 victory of the First Round series against Toronto, **JARRETT ALLEN** registered a strong all-around performance with **22 PTS (7-11 FG), 19 REB (8 OREB), 2 STL and 3 BLK** for his **1<sup>st</sup> ever 20-15 playoff performance**.

**DOUBLE-DOUBLE IN A QUARTER:** That night, Allen posted 14 PTS and 10 REB in the 3Q, becoming just the **7<sup>th</sup> NBA player since 1997-98 to post a double-double in a single quarter of a playoff game**:

DBL-DBL IN A QUARTER IN NBA PLAYOFFS SINCE 1997-98			
PTS/REB/QTR	DATE	PLAYER	
14/10 Q3	5/3/26 CLE vs TOR	JARRETT ALLEN	
10/10 Q1	4/22/24 DEN vs LAL	Nikola Jokic	
13/10 Q3	5/22/23 DEN @ LAL	Nikola Jokic	
10/12 Q4	9/1/20 UTA @ DEN	Rudy Gobert	
10/10 Q1	8/18/20 POR @ LAL	Jusuf Nurkic	
17/14 Q4	4/18/19 LAC vs GS	Ivica Zubac	
13/10 Q2	5/14/02 SA @ LAL	Tim Duncan	
14/11 Q1	5/8/01 LAL vs SAC	Shaquille O'Neal	

**2<sup>ND</sup>**

Cavs Player in playoff history with 20+ PTS and 15+ REB in a Game 7 (LeBron James, 5/27/18)

**1<sup>ST</sup>**

NBA player since 2020 with 20+ PTS, 15+ REB and 3+ BLK in a Game 7 (Nikola Jokić, 4/27/19)

**ALLEN'S GAME 7 VS. TORONTO (5/3/26): 22 PTS, 19 REB, 2 STL, 3 BLK. THE ONLY OTHER NBA PLAYER TO PUT UP THESE NUMBERS IN A GAME 7 SINCE 1973-74 IS KEVIN GARNETT (5/19/04)**

## 2026 PLAYOFF NOTES (CONT.)

**PLAYOFF DONOVAN:** DONOVAN MITCHELL currently has the 7<sup>th</sup> highest scoring average in NBA playoff history at 27.8 PPG.



# 27.8

MITCHELL'S CAREER PLAYOFF PPG

**MITCHELL HAS THE MOST CONSECUTIVE 30-POINT GAMES IN SERIES OPENERS EVER!**

**MITCHELL HAS THE 7<sup>TH</sup> HIGHEST CAREER SCORING AVERAGE IN NBA PLAYOFF HISTORY!**

### NBA PLAYOFF HISTORY

YEARS	PLAYER	STREAK
<b>2020-26</b>	<b>DONOVAN MITCHELL</b>	<b>9</b>
1997-98	Michael Jordan	7
1991-93	Michael Jordan	7
2010-12	Kobe Bryant	6
1989-90	Michael Jordan	6
1960-64	Wilt Chamberlain	6

*Mitchell had 32 PTS in this year's Game 1 win over TOR*

### MINIMUM 50 PLAYOFF GAMES

1. Michael Jordan	33.4
2. Luka Doncic	30.9
3. Allen Iverson	29.7
4. Kevin Durant	29.3
5. Jerry West	29.1
6. LeBron James	28.2
<b>7. DONOVAN MITCHELL</b>	<b>27.8</b>

**MITCHELL HAS TWO OF THE TOP FIVE HIGHEST SCORING GAMES IN CAVS PLAYOFF HISTORY!**

**MITCHELL HAS THE 2<sup>ND</sup>-MOST 30-PT GAMES IN CAVS PLAYOFF HISTORY**

### CAVALIERS PLAYOFF HISTORY (SINGLE GAME)

PLAYER / DATE	PTS
1. LeBron James (5/31/18 at GSW)	51
<b>2. DONOVAN MITCHELL (5/3/24 at ORL)</b>	<b>50</b>
3. LeBron James (5/20/09 vs. ORL)	49
<b>4t. DONOVAN MITCHELL (5/6/25 vs. IND)</b>	<b>48</b>
4t. LeBron James (5/31/07 at DET)	48

*Mitchell (4) is the 3<sup>rd</sup> player in team history with multiple 40+ PT playoff games (LeBron James-24, Kyrie Irving-3)*

### CAVALIERS PLAYOFF HISTORY

CAVS PLAYER	30-PT GAMES
1. LeBron James	77
<b>2. DONOVAN MITCHELL</b>	<b>17</b>
3. Kyrie Irving	12

*Mitchell passed Kyrie Irving for the 2<sup>nd</sup>-most 30-PT games after his 32-PT night in Game 1 vs. TOR*

## 2026 PLAYOFF NOTES (CONT.)

**DROPPING 30:** DONOVAN MITCHELL has 5 games of 30+ PTS this playoffs, tied for the most in the NBA.

MOST 30-PT GAMES	
2026 NBA PLAYOFFS	
PLAYER	30-PT GAMES
<b>1t. DONOVAN MITCHELL</b>	<b>5</b>
1t. Cade Cunningham	5
3. Shai Gilgeous-Alexander	4

**26-6-8-0:** DONOVAN MITCHELL tallied 26 PTS, 6 REB, 8 AST and 0 TURNOVERS in the Game 7 victory over Detroit, becoming the **first NBA guard since Kobe Bryant in 2002** to produce 25+ PTS, 5+ REB, 5+ AST and 0 TOs in a Game 7.

**SPIDA'S 39 IN A HALF:** DONOVAN MITCHELL exploded for **43 PTS**, including an **NBA-playoff record tying 39 points in the 2<sup>nd</sup> half** of Cleveland's win in Game 4 over Detroit on May 11. Below are several historical marks Mitchell hit that night, as it was also his 8<sup>th</sup> career playoff 40-PT game (4<sup>th</sup> with Cavs):



## 2026 PLAYOFF NOTES (CONT.)

**PLAYOFF BLOCK PARTY:** EVAN MOBLEY currently has the 2<sup>nd</sup>-highest playoff BPG average in Cavs history (1.69) and his 66 total blocks rank 5<sup>th</sup> in team postseason history. JARRETT ALLEN is right behind Mobley with the 3<sup>rd</sup>-highest BPG (1.34) and had a 6-game multi-block streak from April 20-May 3, the 2<sup>nd</sup>-longest such playoff streak in team history (Larry Nance Sr. – 12 straight), as well as a 13-game streak with 1+ block (April 20-May 17, active).



**ALLEN (1.86 BPG) & MOBLEY (1.86 BPG) are on pace to become the 1<sup>st</sup> Cavs teammates to average 1.80+ BPG in a single playoffs (min. 10 games).**

HIGHEST BPG IN PLAYOFFS	
CAVALIERS HISTORY (MIN. 20 GP)	
PLAYER	BPG
1. Larry Nance Sr.	2.27
<b>2. EVAN MOBLEY</b>	<b>1.69</b>
<b>3. JARRETT ALLEN</b>	<b>1.34</b>
4. Timofey Mozgov	1.18
5. Hot Rod Williams	1.18
6. Zydrunas Ilgauskas	1.15

**e FIRST CAV TO DO THIS:** In the Game 4 win over Detroit on May 11, EVAN MOBLEY became the first Cavs player ever to tally 5+ BLK and 3+ STL in a playoff game.

**e NOT ON MY BLOCK:** JARRETT ALLEN has recorded 1+ blocks in 13 consecutive playoff games dating back to April 20, 2026. That is tied for the 2<sup>nd</sup>-longest streak in Cavs playoff history (see box on right).

CONSECUTIVE BLOCKS STREAK	
CAVALIERS PLAYOFF HISTORY	
PLAYER	GAMES
1. Larry Nance Sr. (5/1/88-5/13/92)	23
<b>2t. JARRETT ALLEN (4/20/26-5/17/26)*</b>	<b>13</b>
2t. Evan Mobley (4/18/23-5/9/24)	13
2t. LeBron James (5/24/09-5/9/10)	13
4t. Larry Nance Sr. (5/17/92-5/9/93)	12
6. LeBron James (5/13/10-5/14/15)	11
7t. LeBron James (5/23/16-6/19/16)	10
7t. Timofey Mozgov (4/19/15-5/14/15)	10

## 2026 PLAYOFF NOTES (CONT.)

**HISTORY FOR HARDEN:** JAMES HARDEN continues to climb several NBA all-time playoff rankings:

NBA ALL-TIME PLAYOFF HISTORY FOR JAMES HARDEN					
POINTS (8-11 RANKING)	ASSISTS (4-7 RANKING)	3FGM (1-4 RANKING)			
8. Karl Malone 4,761	4. Jason Kidd 1,263	1. Stephen Curry 650			
9. Jerry West 4,457	5. Chris Paul 1,233	2. Klay Thompson 501			
<b>10. JAMES HARDEN 4,176</b>	<b>6. JAMES HARDEN 1,212</b>	3. LeBron James 497			
11. Stephen Curry 4,147	7. Tony Parker 1,143	<b>4. JAMES HARDEN 467</b>			
TRIPLE-DOUBLES (13th RANKING)	FTM (5-9 RANKING)	20-PT GAMES (12-16 RANKING)			
13t. G. Antetokounmpo 4	5. Kevin Durant 1,259	12t. Larry Bird 110			
13t. Elgin Baylor 4	6. Tim Duncan 1,217	12t. Hakeem Olajuwon 110			
13t. Tim Duncan 4	7. Jerry West 1,213	14. Dirk Nowitzki 109			
13t. Walt Frazier 4	<b>8. JAMES HARDEN 1,201</b>	<b>15. JAMES HARDEN 108</b>			
<b>13t. JAMES HARDEN 4</b>	9. Shaquille O'Neal 1,168	16. John Havlicek 102			
30-PT GAMES (9-12 RANKING)	40-PT GAMES (7-11 RANKING)	GAMES (14-17 RANKING)			
9. Shaquille O'Neal 55	7. Kobe Bryant 13	14. Magic Johnson 190			
10. Karl Malone 54	8. Shaquille O'Neal 12	<b>15. JAMES HARDEN 187</b>			
11. Hakeem Olajuwon 53	9t. Hakeem Olajuwon 11	16. Robert Parish 184			
<b>12. JAMES HARDEN 50</b>	<b>9t. JAMES HARDEN 11</b>	17. Byron Scott 183			
STEALS (5-8 RANKING)	<b>PLAYOFF NOTES:</b> In Game 2 vs. TOR, Harden passed Rajon Rondo (1,136 AST) for 7 <sup>th</sup> in AST, passed Chris Paul (287 STL) for 11 <sup>th</sup> in STL, and passed John Havlicek (102 G w/20+ PT) for 15 <sup>th</sup> in 20-PT games...In Game 3 vs. TOR, Harden passed Dwyane Wade (3,954 PTS) for 12 <sup>th</sup> in PTS...In Game 4 vs. TOR, he passed Tony Parker (1,143 AST) for 6 <sup>th</sup> in AST...In Game 6 at TOR, he passed Manu Ginobili (292 STL) for 10 <sup>th</sup> in STL...In Game 7 vs. TOR, he passed Mo Cheeks (295 STL) and Larry Bird (296 STL) for 8 <sup>th</sup> in STL...In Game 1 at DET, he passed Tony Parker (4,039 PTS) for 11 <sup>th</sup> in PTS...In Game 4 vs. DET, he passed Jason Kidd (302 STL) for 7 <sup>th</sup> in STL and Shaquille O'Neal (1,168 FTM) for 8 <sup>th</sup> in FTM...In Game 6 vs. DET, he passed Stephen Curry (4,147 PTS) for 10 <sup>th</sup> in PTS.				
5. John Stockton 338					
6. Kobe Bryant 310					
<b>7. JAMES HARDEN 308</b>					
8. Jason Kidd 302					

Harden has appeared in the playoffs in each of his 17 seasons in the NBA and is the 5th player in NBA history to appear in the playoffs in 17 or more consecutive NBA seasons (Karl Malone, John Stockton, Jason Kidd and Tony Parker have also done this).



## 2026 PLAYOFF NOTES (CONT.)

**WHAT'S THE SCENARIO?:** The Cavs have faced numerous playoff scenarios in team history:

**UP 1-0:** Cleveland holds a **22-1 all-time series record when winning Game 1 of any postseason series**. Cleveland led 1-0 vs. Toronto this playoffs.

**UP 2-0:** Cleveland holds a **19-0 all-time series record when leading 2-0 of any postseason series**. Cleveland led 2-0 vs. Toronto this playoffs.

**UP 3-0:** Cleveland holds an **11-0 all-time series record when leading 3-0 of any postseason series**. They have also won Game 4 in every instance when leading a series 3-0.

**UP 2-1:** Cleveland holds an **11-2 all-time series record when leading 2-1 of any postseason series**: 1976 Semifinals vs. Washington, 1992 First Round vs. New Jersey, 1993 First Round vs. New Jersey, 2006 First Round vs. Washington, 2007 Semifinals vs. Washington, 2008 First Round vs. Washington, 2010 First Round vs. Chicago, 2016 ECF vs. Toronto, 2017 ECF vs. Boston, 2024 First Round vs. Orlando, **2026 First Round vs. Toronto**.

**UP 3-1:** Cleveland holds a **5-0 all-time series record when leading 3-1 of any postseason series**: 1992 First Round vs. New Jersey, 2007 Semifinals vs. New Jersey, 2008 First Round vs. Washington, 2010 First Round vs. Chicago, 2017 ECF vs. Boston.

**UP 3-2:** Cleveland holds an **13-1 all-time series record when leading 3-2 of any postseason series**, including this year's **First Round series vs. Toronto and Semifinals vs. Detroit**.

**DOWN 0-1:** The Cavs have **won 7 playoff series when trailing 0-1**, most recently vs. Detroit in the 2026 Semifinals.

**DOWN 0-2:** The Cavs have **won 4 playoff series when trailing 0-2**: 2007 ECF vs. Detroit, 2016 Finals vs. Golden State, 2018 ECF vs. Boston and 2026 Semifinals vs. Detroit.

**DOWN 0-3:** No NBA team has ever overcome a 3-0 deficit in any NBA playoff series.

**DOWN 1-2:** Cleveland has **won 7 playoff series in this instance**: 1992 Semifinals vs. Boston, 2007 ECF vs. Detroit, 2015 Semifinals vs. Chicago, 2016 Finals vs. Golden State, 2018 First Round vs. Indiana, 2018 ECF vs. Boston, 2026 Semifinals vs. Detroit.

**DOWN 1-3:** Cleveland has **won 1 playoff series in this instance**: 2016 NBA Finals vs. Golden State.

**DOWN 2-3:** Cleveland has **won 2 playoff series in this instance**: 2016 NBA Finals vs. Golden State, 2018 ECF vs. Boston.

**TIED 1-1:** Cleveland has **won 6 playoff series in this instance**: 1976 Semifinals vs. Washington, 1992 Semifinals vs. Boston, 1993 First Round vs. New Jersey, 2006 First Round vs. Washington, 2015 Semifinals vs. Chicago, 2018 First Round vs. Indiana.

**TIED 2-2:** Cleveland has **won 11 playoff series in this instance**: 1976 Semifinals vs. Washington, Semifinals vs. Boston, 1993 First Round vs. New Jersey, 2006 First Round vs. Washington, 2007 ECF vs. Detroit, 2015 Semifinals vs. Chicago, 2016 ECF vs. Toronto, 2018 First Round vs. Indiana, 2018 ECF vs. Boston, 2024 First Round vs. Orlando, **2026 First Round vs. Toronto**, 2026 Semifinals vs. Detroit.

**TIED 3-3:** Cleveland has **won 8 playoff series in this instance, including 6 straight**: 1976 Semifinals vs. Washington, 1992 Semifinals vs. Boston, 2016 NBA Finals vs. Golden State, 2018 First Round vs. Indiana, 2018 ECF vs. Boston, 2024 First Round vs. Orlando, **2026 First Round vs. Toronto, 2026 Semifinals vs. Detroit**.



## 2025-26 REGULAR SEASON NOTES

**BACK IN THE PLAYOFFS:** The Cavs clinched a playoff berth after their victory in Golden State on April 2. Cleveland will be making their **4<sup>th</sup> consecutive NBA Playoff appearance** and **26<sup>th</sup> overall**.

**50+ WINS:** At 52-30, the Cavs posted 50+ wins in a single season for the **14<sup>th</sup> time in franchise history**.

**SINCE DEC. 29:** The Cavs recorded **THE 5<sup>TH</sup>-BEST RECORD IN THE NBA SINCE DEC. 29 at 35-14**, including a **19-8 mark on the road over that stretch**. Cleveland was also **28-10 over the last 38 games**.

NBA'S BEST OVERALL RECORDS SINCE DEC. 29		NBA'S MOST ROAD WINS SINCE DEC. 29	
TEAM	OVERALL RECORD	TEAM	ROAD WINS
1. San Antonio	39-12 (.765)	<b>1t. CLEVELAND</b>	<b>19</b>
2. Oklahoma City	37-13 (.740)	1t. Charlotte	19
3. Boston	37-14 (.725)	2t. San Antonio	18
4. Detroit	36-14 (.720)	2t. Oklahoma City	18
<b>5. CLEVELAND</b>	<b>35-14 (.714)</b>	<i>The Cavs went 19-8 in last 27 road games.</i>	

**NEXT MAN UP:** The Cavaliers had **41 different starting lineups** with players missing a total of **293 games this year due to injury, illness or personal reasons**. Last season, Cleveland had **23 different starting lineups all year** and **172 games missed because of injuries, illness or personal reasons**. The Cavs are the first NBA team since the league began tracking starters in **1970-71 to use 41+ starting lineups and win 50+ games**.

LAST SEASON VS. THIS SEASON	
2024-25 # OF STARTING LINEUPS	2025-26 # OF STARTING LINEUPS
<b>23</b>	<b>41</b>
* 172 GAMES MISSED DUE TO INJURY, ILLNESS & PERSONAL REASONS	* 293 GAMES MISSED DUE TO INJURY, ILLNESS & PERSONAL REASONS
<i>Cleveland is the first NBA team since 1970-71 to win 50+ games using 41+ different starting lineups</i>	

**TOP 10 FROM LONG DISTANCE:** The Cavs connected on **14.3 threes per game**, the **8<sup>th</sup>-MOST in the NBA this season**.

**RECORD STREAK:** From 4/6/24 to 12/3/25, the Cavs made **10+ threes in an NBA-RECORD 110 CONSECUTIVE REGULAR SEASON GAMES**. The previous mark was 97 straight outings by Houston from 12/13/18-1/18/20.

**20 TRIPLES:** Cleveland made **20+ 3FG on 7 occasions this season**, including against Atlanta on Nov. 2 (20 3FG), at Washington on Nov. 7 (20 3FG), at Miami on Nov. 10 (21 3FG), vs. Boston on Nov. 30 (20 3FG), a **season-high vs. Charlotte on Dec. 22 (24 3FG)**, against New Orleans on Dec. 23 (20 3FG) and at Philadelphia on Jan. 14 (20 3FG)

**10 FROM DEEP IN A QUARTER:** At Boston on Oct. 29, the Cavs shot **10-12 (.833) from three in the opening period, just one triple shy of tying the franchise record for three-pointers made in a single quarter** (11 in 1Q vs. LAC on 1/31/10). It also marked just the **2nd time in team history the team made 10+ triples on .800+ 3FG% in a single quarter** (also against LAC on 1/31/10 - 11-13, .846 3FG%).

LONGEST STREAKS WITH 10+ 3FGM IN NBA HISTORY (REGULAR SEASON)	
TEAM/DATE	STREAK
<b>CLE (4/6/24-12/3/25)</b>	<b>110</b>
HOU (12/13/18-1/18/20)	97
UTA (8/3/20-11/6/21)	87
<b>*Cavs set the record on 11/10 at MIA</b>	

## 2025-26 REGULAR SEASON NOTES (CONT.)

**80+ IN THE PAINT:** Cleveland scored **80 points** in the paint twice this season (80 vs. SAS on Dec. 5 and 82 at UTA on March 30). Prior to this season, the Cavs had never had 80+ points in the paint since 1996-97. Their previous high was 78 points in the paint vs. WAS on 3/17/23.

**POWER POINTS:** The Wine & Gold's offense put up **119.5 PPG** (2<sup>nd</sup>-highest in team history, 4<sup>th</sup>-best in NBA).

HIGHEST PPG IN CAVS SINGLE SEASON HISTORY	
CAVS SEASON	PPG
2024-25	121.9
<b>2025-26</b>	<b>119.5</b>
1979-80	114.1

**128 OR BETTER:** The Cavs scored **AT LEAST 128 POINTS IN 5 STRAIGHT GAMES FROM NOV. 5-12, THE LONGEST SUCH STREAK IN FRANCHISE HISTORY.** The previous record was 3 in a row, set last season (Feb. 7-12, 2025).

**WOW, THAT'S A LOT OF POINTS:** Three of Cleveland's Top 7 highest scoring games in franchise history have come this season (see below). Their **149 points** scored in the win over Miami on March 27 was the most ever at Rocket Arena and tied for their most in any regulation contest.

MOST POINTS SCORED BY CAVS IN A REGULAR SEASON GAME (ALL-TIME)	
DATE / OPPONENT	POINTS
1/29/80 vs. LAL (4OT)	154
<b>3/27/26 vs. MIA</b>	<b>*149</b>
12/27/24 at DEN	149
<b>11/7/25 at WAS</b>	<b>*148</b>
12/17/91 vs. MIA	148
1/20/21 vs. BKN (2OT)	147
<b>1/10/26 vs. MIN</b>	<b>*146</b>

*\*HAPPENED THIS SEASON*



**280 POINTS IN 2 GAMES:** The Cavs scored a combined **280 POINTS** in two games twice this season (Nov. 5-7 and Dec. 22-23), both tying the **2nd-highest scoring output in any 2-game span in franchise history.** The team record for most points in a 2-game span is 281 POINTS, set last season (1/30-2/2/2025).

**CLEANING THE OFFENSIVE BOARDS:** The Cavs grabbed **25+ offensive rebounds** twice this season (26 at Miami on Nov. 10 and 25 OREB at Washington on Nov. 7). **Prior to this season, the last time the Cavs recorded 25+ offensive rebounds in a single game was 2/5/14 vs. LA Lakers (27 OREB).**

MOST OFFENSIVE REBOUNDS BY CAVS IN A REGULAR SEASON GAME SINCE 2020	
DATE / OPPONENT	OREB
2/5/14 vs. LAL	27
2/25/05 at IND	26
<b>11/10/25 at MIA</b>	<b>26</b>
11/18/05 vs. ORL	25
<b>11/7/25 at WAS</b>	<b>25</b>

# 2025-26 REGULAR SEASON NOTES (CONT.)



**WELCOME TO THE LAND:** In addition to acquiring Keon Ellis and Dennis Schröder just before the trade deadline, the Cavaliers also landed **11-time NBA All-Star JAMES HARDEN**, one of the league's most decorated players (see below):

- **NBA 75th Anniversary Team (2022)**
- **NBA Most Valuable Player (2018)**
- **6-time All-NBA First Team selection (2014, 2015, 2017-2020)**
- **2-time All-NBA Third Team selection (2013, 2025)**
- **11-time NBA All-Star (2013-22, 2024)**
- **3-time scoring champion (2018-2020)**
- **2-time NBA assist leader (2017, 2023)**
- **NBA Sixth Man of the Year in 2012**
- **2-time gold medalist (2012 Olympics, 2014 FIBA World Cup).**
- **NBA All-Rookie Second Team (2010)**

**HARDEN AMONG THE ALL-TIME RANKS:** JAMES HARDEN finished the season ranked among the NBA's all-time leaders in the following categories:

NBA ALL-TIME HISTORY FOR HARDEN					
<b>POINTS</b> (7-10 RANKING)		<b>ASSISTS</b> (10-13 RANKING)		<b>TRIPLE-DOUBLES</b> (5-8 RANKING)	
7. Dirk Nowitzki	31,560	10. Isiah Thomas	9,061	5. LeBron James	125
8. Wilt Chamberlain	31,419	11. Gary Payton	8,966	6. Jason Kidd	107
<b>9. JAMES HARDEN</b>	<b>29,339</b>	<b>12. JAMES HARDEN</b>	<b>8,873</b>	7. Luka Doncic	90
10. Shaquille O'Neal	28,596	13. Andre Miller	8,524	<b>8. JAMES HARDEN</b>	<b>82</b>
<b>GAMES PLAYED</b> (44-46 RANKING)		<b>STEALS</b> (17-20 RANKING)		<b>3FGM</b> (1-4 RANKING)	
44t. Pau Gasol	1,226	17. Kobe Bryant	1,944	1. Stephen Curry	4,248
44t. Mike Conley	1,226	18. Isiah Thomas	1,861	<b>2. JAMES HARDEN</b>	<b>3,390</b>
<b>46. JAMES HARDEN</b>	<b>1,221</b>	19. Kevin Garnett	1,859	3. Ray Allen	2,973
47. Steve Nash	1,217	<b>20. JAMES HARDEN</b>	<b>1,794</b>	4. Klay Thompson	2,899
<b>FTM</b> (1-4 RANKING)		<b>20-PT GAMES</b> (9-12 RANKING)		<b>30-PT GAMES</b> (10-12 RANKING)	
1. Karl Malone	9,787	9. Carmelo Anthony	796	10. Dominique Wilkins	346
2. LeBron James	8,882	<b>10. JAMES HARDEN</b>	<b>783</b>	11. Allen Iverson	345
<b>3. JAMES HARDEN</b>	<b>8,627</b>	11. Wilt Chamberlain	771	<b>12. JAMES HARDEN</b>	<b>344</b>
4. Moses Malone	8,531	12. Dominique Wilkins	756	13. Elgin Baylor	343
<b>40-PT GAMES</b> (1-5 RANKING)		<b>50-PT GAMES</b> (1-5 RANKING)		<b>60-PT GAMES</b> (1-5 RANKING)	
1. Wilt Chamberlain	271	1. Wilt Chamberlain	118	1. Wilt Chamberlain	32
2. Michael Jordan	173	2. Michael Jordan	31	2. Kobe Bryant	6
3. Kobe Bryant	122	<b>3t. JAMES HARDEN</b>	<b>25</b>	3. Damian Lillard	5
<b>4. JAMES HARDEN</b>	<b>107</b>	3t. Kobe Bryant	25	<b>4t. JAMES HARDEN</b>	<b>4</b>
5. Elgin Baylor	88	5. Elgin Baylor	17	4t. Michael Jordan	4

**181**  
GAMES W/ 35+ PTS & 5+ AST, TIED WITH MICHAEL JORDAN FOR THE 3<sup>RD</sup>-MOST IN NBA HISTORY AND BEHIND ONLY OSCAR ROBERTSON (206) AND LEBRON JAMES (205).  
ON 3/19 AT CHI, HARDEN BECAME 2<sup>ND</sup> CAV EVER W/ 36+ PTS, 7+ REB, 9+ AST, 2+ STL & 7+ 3FG (L. JAMES).

**9<sup>TH</sup> NBA PLAYER EVER TO SCORE 29,000 POINTS**

With his 28,597th career point on Jan. 2 vs. CHA, Harden surpassed Shaquille O'Neal (28,596) for **9<sup>th</sup> place on the NBA's All-Time Scoring List**; He also passed Wilt Chamberlain (771) for the **10<sup>th</sup>-most 20-PT games** on Feb. 22 at OKC. Harden passed Moses Malone (8,531) for the **3<sup>rd</sup>-most FTM all-time** with his 5<sup>th</sup> make at Brooklyn on March 1; Harden scored his 29,000<sup>th</sup> PT with his 4<sup>th</sup> point, a FT against Philadelphia on March 9.

**ALL-NBA NUMBERS IN 2025-26:** This season, Harden averaged **23.6 points (17<sup>th</sup> best in the NBA), 8.0 assists (4<sup>th</sup>-best in the NBA), 4.8 rebounds and 1.13 steals in 34.8 minutes**, while shooting a **career-high .884 from the free throw line (15<sup>th</sup> in the NBA)**. He was **1 of just 4 players** this season averaging at least 23.0 PPG and 8.0 APG (Jokic, Cunningham, Doncic). Harden also made **215 three-pointers (15<sup>th</sup>-most in NBA), to go with 20 double-doubles (T-21<sup>st</sup> in NBA).**

**4<sup>TH</sup> QUARTER TAKEOVER:** In Harden's first game with Cleveland, a win in Sacramento on Feb. 7, **Harden (15 PTS in 4Q) and Mitchell (17 PTS in 4Q) became the 1<sup>st</sup> Cavaliers teammates in the NBA Play-By-Play era to score 15+ PTS in a 4<sup>th</sup> quarter.**



## 2025-26 REGULAR SEASON NOTES (CONT.)

**THE DPOY:** 2024-25 NBA DEFENSIVE PLAYER OF THE YEAR, EVAN MOBLEY, averaged 18.2 PTS on .546 FG% (15<sup>th</sup> in NBA), 9.0 REB (9<sup>th</sup> in NBA), 3.6 AST, 0.74 STL and a CAREER-HIGH 1.74 BLK (4<sup>th</sup> in NBA) in 31.9 MIN so far this season. He also has a team-high 27 double-doubles (14<sup>th</sup> in NBA).



**SCORING, REBOUNDING, ASSISTING, STEALING & BLOCKING:** Mobley was 1 of ONLY 2 PLAYERS IN THE NBA THIS SEASON averaging at least 18.0 PPG, 9.0 RPG, 3.0 APG, 0.70 SPG and 1.70 BPG (Wembanyama).

**LINE 'EM UP:** In a win over Milwaukee on Oct. 26, Mobley became the first Cavs player to finish 12-12 or better from the FT line since LeBron James on Nov. 5, 2014 (12-12 FT at Utah).

### NBA BLOCKS PER GAME LEADERS (2025-26)

PLAYER	BPG
1. Victor Wembanyama (SAS)	3.08
2. Chet Holmgren (OKC)	1.91
3. Jay Huff (IND)	1.87
4. EVAN MOBLEY (CLE)	1.74

**PERFECT NIGHT:** In a win over Orlando on March 24, Mobley shot a perfect 8-8 FG, his most makes without a miss in a game in his NBA career.

**TOP 5:** Mobley has moved into the Cavaliers Top 5 in career blocks this season, passing Jim Chones for 6<sup>th</sup> on Dec. 1 and Tristan Thompson for 5<sup>th</sup> on Jan. 4.

### MOST BLOCKS IN CAVS HISTORY (4-7)

PLAYER	BLK
4. LeBron James	695
5. EVAN MOBLEY	532
6. Tristan Thompson	472
7. Jim Chones	450

**5,000 POINTS:** At Minnesota on Jan. 8, Mobley scored his 5,000<sup>th</sup> career point with his final basket in the game. Mobley became the 4<sup>th</sup> player in Cavs history to reach 5,000 PTS before turning the age of 25 (LeBron James, Kyrie Irving and Darius Garland).

**THIRD NBA PLAYER EVER!:** In a win over Sacramento on Jan. 23, Mobley recorded a season-high tying 29 points, a game-high 13 rebounds, seven assists (zero turnovers) and a game-high four blocks in 35 minutes. Mobley became the 3<sup>rd</sup> player in NBA history to record at least 29 points, 13 rebounds, seven assists and four blocks while committing zero turnovers in a game, joining Shaquille O'Neal (11/26/99 vs. NJ) and Hakeem Olajuwon (3/3/90 vs. GSW). Mobley is also the first player in league history to accomplish this feat while playing under 40 minutes.

### JAN. 23 WIN VS. SACRAMENTO



3<sup>RD</sup> PLAYER IN NBA HISTORY TO POST:  
29+ PTS, 13+ REB, 7+ AST, 4+ BLK, 0 TOS

## 2025-26 REGULAR SEASON NOTES (CONT.)

**7-TIME ALL-STAR:**  DONOVAN MITCHELL was selected as a 2026 NBA All-Star, his 7<sup>th</sup> consecutive All-Star selection (2020-2026) and his 4<sup>th</sup> as a member of the Cavs (2023-2026). He joined LeBron James (10x), Brad Daugherty (5x), Mark Price (4x) and Kyrie Irving (4x) as the only players in Cavs history to earn 4+ NBA All-Star selections while playing for the Wine and Gold.

### SPIDA'S ALL-NBA NUMBERS:

This season, DONOVAN MITCHELL averaged 27.9 PTS (7<sup>th</sup> in NBA) on .483 FG%, (.364 3FG%), 4.5 REB, 5.7 AST (23<sup>rd</sup> in NBA) and 1.49 STL (14<sup>th</sup> in NBA) in 33.5 MPG. He also ranked T-10<sup>th</sup> in THE NBA in 3FGM (224 3FG).

**27 GOOD ONES:** Mitchell was 1 OF ONLY 5 PLAYERS IN THE NBA averaging at least 27.0 PPG on .480+ FG% and .360+ 3FG% (Shai Gilgeous-Alexander, Anthony Edwards, Kawhi Leonard, and Nikola Jokic).

- **FIRST 20 GAMES:** Mitchell became the 2<sup>ND</sup> PLAYER IN NBA HISTORY to register 30.0+ PPG, .500+ FG% and 80+ 3FG in his first 20 games of a season (Stephen Curry).

**EAST POW:** Mitchell earned the Eastern Conference Player of the Week for Week 5 (Nov. 17-23), his 9<sup>th</sup> career POW award and 6<sup>th</sup> with the Cavaliers.



### MOST PLAYER OF THE WEEK AWARDS IN CAVS HISTORY

PLAYER	PLAYER OF THE WEEK AWARDS
1. LeBron James	42
<b>2. DONOVAN MITCHELL</b>	<b>6</b>
3. Kyrie Irving	4

# 26.7

Mitchell's PPG since joining the Cavs in 2022-23, the 2<sup>ND</sup>-HIGHEST CAREER PPG IN FRANCHISE HISTORY, behind only LeBron James (27.2).

MOST 20-PT GAMES IN CAVS HISTORY (6-8) (REGULAR SEASON)		MOST 30-PT GAMES IN CAVS HISTORY (REGULAR SEASON)		MOST 40-PT GAMES IN CAVS HISTORY (REGULAR SEASON)	
PLAYER (4-6 RANKING)	# OF 20-PT GAMES	PLAYER	# OF 30-PT GAMES	PLAYER	# OF 40-PT GAMES
4. Austin Carr	217	1. LeBron James	324	1. LeBron James	51
<b>5. DONOVAN MITCHELL</b>	<b>200</b>	<b>2. DONOVAN MITCHELL</b>	<b>105</b>	<b>2. DONOVAN MITCHELL</b>	<b>25</b>
6. World B. Free	196	3. World B. Free	58	3. Kyrie Irving	11
Mitchell passed World B. Free (196) for the 5 <sup>TH</sup> -MOST 20-PT GAMES IN TEAM HISTORY on 3/30/26 at UTA, His 200 <sup>th</sup> 20-PT game w/CLE came vs. ATL on 4/8/26		Mitchell has a CAREER-HIGH 34 games of 30+ PTS this season. His 100 <sup>th</sup> 30-PT game as a Cavalier came on 2/20/26 at CHA.		Mitchell holds the TEAM RECORD for games with 40+ PTS & 5+ 3FG with 16, breaking LeBron James' mark of 12 on 11/5/25 vs. PHI. Mitchell also has 6 games of 40+ PTS this season.	

## 2025-26 REGULAR SEASON NOTES (CONT.)

**EFFICIENT 46 POINTS:** In a win over Philadelphia on Nov. 5, Mitchell erupted for a **then season-high 46 PTS on 15-21 (.714)** shooting, including 6-11 from three, 4 REB and 8 AST. It was **TIED FOR THE 3<sup>RD</sup>-HIGHEST FG% IN A 40-PT EFFORT IN CAVALIERS HISTORY!** The only better shooting nights in a 40-PT game in team history: .826 (41 PTS) by Mike Mitchell on 2/17/81 and .783 (42 PTS) by Austin Carr on 4/10/77.

**8 FROM DEEP:** After his 37-PT, 8-3FG performance vs. Atlanta on Nov. 2, Mitchell extended his **already team record for games with 8+ 3FG to 7 games.**

**200 GAMES WITH THE WINE & GOLD:** Mitchell appeared in his **200<sup>th</sup> regular season game as a Cavalier** on Nov. 2 vs. Atlanta. He currently has the **highest win % among all Cavs players who have played in at least 200 games with the Wine & Gold.**

**ON A HEATER:** At Miami on Nov. 10, Mitchell recorded **28 PTS, a CAREER-HIGH 15 REB, 8 AST and 3 3FG**, becoming the **1<sup>st</sup> player in Cavs history to reach all of those marks in a single game.**

### BEST REGULAR SEASON WIN % IN CAVS HISTORY (MINIMUM 200 GAMES)

CAVS PLAYER	WIN %
<b>1. DONOVAN MITCHELL</b>	<b>.682 (180-84)</b>
2. Mo Williams	.665 (151-76)
<b>3. EVAN MOBLEY</b>	<b>.644 (215-119)</b>
4. LeBron James	.643 (546-303)
5. JR Smith	.635 (162-93)

**48-POINT EXPLOSION:** In a win at Washington on Dec. 12, Mitchell went off for a **season-high 48 PTS**, his 32<sup>nd</sup> career 40-PT regular season performance (23<sup>rd</sup> with Cavs). He also scored 35 PTS in the 2<sup>nd</sup> half, including 24 PTS in the final quarter.


### SPIDA'S BIG NIGHT IN D.C. 12/12/25



2<sup>nd</sup>-most by Mitchell in an NBA regular season game (behind only his 71-PT night vs. CHI on 1/2/23)



His 8<sup>th</sup> time with 8+ 3FG in an NBA regular season game. (he was just 1 triple shy of his career high of 9 3FG vs. CHI on 3/16/22)




His most in any 4<sup>th</sup> Quarter and Tied for 2<sup>nd</sup>-most EVER by a Cavs player in the final period (behind only Darius Garland's 27-PT 4<sup>th</sup> Q vs. MIN on 11/13/22)

# 2025-26 REGULAR SEASON NOTES (CONT.)

**HIGHEST FG% IN CAVS HISTORY:** Since joining the Cavaliers in 2020-21, **JARRETT ALLEN** has a .653 FG%, the highest mark in franchise history (minimum 500 FGM).

THE ONLY PLAYERS IN NBA HISTORY WITH 9+ GAMES OF 25+ PTS ON .900+ FG%: WILT CHAMBERLAIN AND JARRETT ALLEN		HIGHEST FG% IN CAVS HISTORY (MIN. 500 FGM)	
NBA PLAYER	# OF SUCH GAMES	CAVS PLAYER	FG%
WILT CHAMBERLAIN	12	1. JARRETT ALLEN	.653
JARRETT ALLEN	9	2. Mark West	.553
		3. EVAN MOBLEY	.547

<p><b>LIKE WILT:</b> <i>Allen shot 11-12 (.917) for 29 PTS at SAC on 2/7, joining Wilt Chamberlain (12) with 9+ games of 25+ PTS on .900+ FG%.</i></p> 	<p>This season, Allen ranks 5<sup>th</sup> in the NBA in FG% (.638).</p>
--	--



**THE FRO IN FEBRUARY:** In the month of February, **JARRETT ALLEN** averaged **22.3 PPG** on **.740 (97-131) FG%**, **11.5 RPG** and **1.27 BPG** in **29.5 MPG**, to go with **9 double-doubles** in **11** games. Allen is the **1<sup>st</sup>** player in Cavs history and the **1<sup>st</sup>** NBA player since Dwight Howard in Feb. 2007 to average **20.0+ PPG** on **.700+ FG%** and **10.0+ RPG** in a single month (min. 10 games).

**POURING DOWN PORTLAND:** In a win at Portland on Feb. 1, **JARRETT ALLEN** stuffed the stat sheet, tallying a career-high **40 PTS (16-23 FG)**, his **1<sup>st</sup> 40-PT** game of his NBA career, a season-high **17 REB**, a season-high tying **5 AST**, a season-high **4 BLK**, **2 STL** and **0 TOV** in **29:30 MIN**. See below for historical achievements he made that night:

**2/1/26**  
**AT POR**

**\*40 PTS**  
**17 REB**  
**5 AST**  
**4 BLK**  
**2 STL**  
**29:30 MIN**  
**\*career high**

**1<sup>st</sup> PLAYER**  
**IN CAVS HISTORY**  
**TO RECORD**  
**40+ PTS & 17+ REB**  
**IN ANY GAME**

**THE ONLY PLAYERS**  
**IN NBA HISTORY TO**  
**RECORD 40+ PTS, 17+ REB,**  
**5+ AST, 4+ BLK & 2+ STL:**

---

**JARRETT ALLEN (2/1/26)**  
Kareem Abdul-Jabbar (12/13/75)  
Joe Barry Carroll (2/1/87)  
Shaquille O'Neal (3/23/01)  
Joel Embiid (2/19/21)

**1<sup>st</sup> PLAYER**  
**IN CAVS HISTORY**  
**TO RECORD**  
**25+ PTS, 10+ REB &**  
**2+ BLK IN A**  
**SINGLE HALF**

**1<sup>st</sup> PLAYER**  
**IN NBA HISTORY**  
**TO RECORD**  
**40+ PTS, 15+ REB &**  
**5+ AST IN UNDER**  
**30 MIN**

**1<sup>st</sup> PLAYER**  
**IN NBA HISTORY**  
**TO RECORD**  
**40+ PTS, 15+ REB,**  
**5+ AST & 0 TOV**

# 2025-26 REGULAR SEASON NOTES (CONT.)

**SAM'S HISTORICAL 4-GAME RUN:** In the first 4 games of the season, SAM MERRILL set the team record for most 3FGM through the first 4 games of any season in Cavaliers history with 18 3FG.

MOST 3FGM IN THE FIRST 4 GAMES OF A SEASON IN CAVS HISTORY	
CAVS PLAYER	3FGM / YEAR
1. SAM MERRILL	18 (2025-26)
2. Kyrie Irving	15 (2016-17)
3. Donovan Mitchell	14 (2023-24)
4. Max Strus	14 (2023-24)

**CAREER YEAR:** On the season, Merrill averaged a CAREER-HIGH 12.8 PTS, shooting .421 from beyond the arc (11<sup>th</sup> in NBA), in 26.5 MPG.

**4+ THREES:** Merrill has connected on 4+ triples in 21 of his appearances this season.

**HE'S ON FIRE!:** From Dec. 31-Jan. 10, Merrill made 4+ 3FG in a franchise-record tying 5 consecutive games, shooting a combined 25-43 (.581) from three while averaging 18.4 PPG over that stretch. HE ALSO SET THE TEAM RECORD WITH 4 STRAIGHT GAMES OF 5+ TRIPLES FROM JAN. 4-10.

NBA 3FG% LEADERS (2025-26)	
NBA PLAYER	3FG%
1. Luke Kennard (ATL-LAL)	.478
2. Bobby Portis (MIL)	.456
3. Cam Spencer (MEM)	.448
4. JAYLON TYSON (CLE)	.446
5. Rui Hachimura (LAL)	.443
6. Ayo Dosunmu (CHI-MIN)	.439
7. Jamal Murray (DEN)	.435
8. Cameron Johnson (DEN)	.430
9. Kon Knueppel (CHA)	.425
10. Isaiah Joe (OKC)	.423
11. SAM MERRILL (CLE)	.421

**CAREER-HIGH NIGHT:** In a win at Washington on Feb. 11, SAM MERRILL tied his career high with 9 triples and scored a career-best 32 PTS (11-12 FG, 9-10 3FG) in 25 MIN. It was his 2<sup>nd</sup> time with 9+ 3FG in a game, making him the 1<sup>st</sup> player in Cavs history to have multiple games with 9 threes or more. See below for more info on Merrill's big night:

MOST THREE-POINTERS MADE IN A SINGLE GAME IN CAVS HISTORY		ONLY PLAYERS IN CAVS HISTORY TO SCORE 30+ PTS ON .900+ FG%		PLAYERS IN NBA HISTORY TO TALLY 25+ PTS ON 1.000 FG% WHILE MAKING 7+ 3FG IN A SINGLE HALF	
CAVS PLAYER	3FGM IN GAME	CAVS PLAYER	DATE / OPPONENT	NBA PLAYER	DATE / HALF
1. Kyrie Irving	11 (1/28/15 vs. POR)	Brad Daugherty	2/21/92 vs. SAC	Jalen Brunson	12/15/23 vs. PHX
2t. Darius Garland	10 (11/13/22 vs. MIN)		30 PTS (.929 FG%)		2 <sup>nd</sup> half (35 PTS, 8 3FG)
2t. CJ Miles	10 (1/7/14 vs. PHI)	Georges Niang	1/17/24 vs. MIL	Tyrese Maxey	10/28/22 vs. TOR
4t. Sam Merrill	9 (2/2/25 Vs. DAL)		33 PTS (.929 FG%)		1 <sup>st</sup> half (27 PTS, 7 3FG)
4t. SAM MERRILL	9 (2/11/26 vs. WAS)	SAM MERRILL	2/11/26 vs. WAS	SAM MERRILL	2/11/26 vs. WAS
			32 PTS (.917 FG%)		1 <sup>st</sup> half (26 PTS, 7 3FG)

**MERRILL IS THE FIRST PLAYER IN NBA HISTORY TO HAVE MULTIPLE GAMES OF 9+ 3FG IN 25 MINUTES OR LESS**

# 2025-26 REGULAR SEASON NOTES (CONT.)

**TYSON'S BREAKOUT CAMPAIGN:** JAYLON TYSON, a **2026 CASTROL RISING STAR**, averaged career-bests **13.2 PTS (.493 FG%, .446 3FG%-4<sup>th</sup> best in NBA)**, **5.1 REB**, **2.2 AST**, **0.82 STL** and **0.42 BLK** in **26.9 MPG**, scoring in double-digits in 46 outings (8 20-PT games), including a career-best 15 straight contests from Jan. 10-Feb. 9.

## WHAT A

**DECEMBER:** In 14 December games, Tyson averaged **15.8 PTS** and **6.7 REB** while shooting a combined **.553 (89-161) FG%** and **.444 (24-54) 3FG%**. From Dec. 1-5, he became just the 3rd Cavs player EVER to shoot **.725+ FG%** over a 3-game span on 37+ attempts, joining LeBron James and Mark Price.

## TYSON TAKEOVER

**ON THE GLASS:** At Houston on Dec. 27, Tyson tallied **23 PTS** and a career-high **15 REB (8 OREB)**. His 8 OREB were tied for the most OREB by a Cavalier this season. His 5 OREB in the 4th quarter were also the most OREB in a quarter by a Cavs player since Jarrett Allen (5 OREB) on 1/9/25 vs. TOR.

**UNSTOPPABLE IN PHILLY:** In a win at Philadelphia on Jan. 16, Tyson posted a **CAREER-HIGH 39 PTS** on an efficient **13-17 FG (7-9 3FG)** and **6-6 FT**. Tyson became just the **3RD CAVS PLAYER EVER TO SCORE 39+ PTS ON 17 OR FEWER FIELD GOAL ATTEMPTS (KEVIN LOVE ON FEB. 6, 2017 & ROY HINSON ON JAN. 28, 1986)**. He was also the **8<sup>th</sup>-youngest Cav to score 39+ points in a game** (chart below).



'24-25	'25-26
PPG - 3.6	PPG - 13.2
RPG - 2.0	RPG - 5.1
APG - 0.9	APG - 2.2
SPG - 0.28	SPG - 0.82
BPG - 0.06	BPG - 0.42
MPG - 9.6	MPG - 26.9
FG% - .430	FG% - .493
3FG% - .345	3FG% - .446

\* ALL CAREER HIGHS

# JAYLON'S JUMP

**JAN. 16 WIN AT PHILADELPHIA**  
**TYSON PUNCHOUT: CAREER-HIGH 39 PTS (13-17 FG, 7-9 3FG, 6-6 FT)**



**8<sup>TH</sup>-YOUNGEST CAVS PLAYER EVER TO SCORE 39+ PTS**

**1<sup>ST</sup> CAVS PLAYER TO SCORE 39+ PTS ON 17 OR FEWER FGA SINCE 2017.**

YOUNGEST CAVS PLAYERS TO SCORE 39+ PTS	
AGE (YEARS-DAYS)	CAVS PLAYER
19-088	LeBron James
20-267	Kyrie Irving
21-060	Collin Sexton
22-041	Darius Garland
22-179	Brad Daugherty
23-015	Ron Harper
23-033	Cliff T. Robinson
<b>23-045</b>	<b>JAYLON TYSON</b>

## 2025-26 REGULAR SEASON NOTES (CONT.)

**CRAIG MAKES HISTORY:** In a come-from-behind win at Miami on Nov. 12, **CRAIG PORTER JR.** became the **first** player in Cavs history to put up **19 PTS, 9 AST, 3 STL and 4 BLK** in a single game.

**2ND NBA BENCH PLAYER EVER:** Porter was also just the **2nd player in NBA history to record those numbers off the bench**, joining Portland's Clifford Robinson on 1/20/1993 at Minnesota (22 PTS, 8 AST, 3 STL, 4 BLK).

**ANOTHER STELLAR PERFORMANCE:** Porter made another historical feat in Cleveland's win at Indiana on Jan. 6, becoming the **4th player in Cavs history (1st off the bench) to finish with at least 8 PTS, 9 REB, 9 AST, 3 BLK and 2 STL** (LeBron James, Larry Nance, Brad Daugherty). He was also the **2nd player with those numbers off the bench in NBA history** (Baron Davis).

**CRAIG KEEPS MAKING HISTORY:** In the Cavs' win at Portland on Feb. 1, Porter tallied a **CAREER-HIGH 12 AST, a CAREER-HIGH 5 STL and 2 BLK** in 28 MIN off the bench. Porter became the **FIRST PLAYER IN NBA HISTORY to record 12+ AST, 5+ STL and 2+ BLK off the bench.**

11/12/25 AT MIAMI  
**CRAIG PORTER JR. – FIRST CAVS PLAYER EVER TO POST THESE NUMBERS IN A SINGLE GAME.**

**19+ PTS  
 9+ AST  
 3+ STL  
 4+ BLK**

**SECOND PLAYER IN NBA HISTORY TO THIS OFF THE BENCH**

**KEON'S STOCKS:** In 29 games since joining the Cavs, **KEON ELLIS** averaged **8.3 PPG (.491 FG%), 1.28 SPG and 0.79 BPG** in **24.8 MPG**. Ellis was **1 of only 4 NBA players since Feb. 4 to have 35+ STL and 20+ BLK in under 800 minutes played.**



**NBA PLAYERS W/  
 35+ STL & 20+ BLK  
 IN UNDER 800 MINUTES PLAYED  
 SINCE FEB. 4**

NBA PLAYER	STL / BLK (MIN)
<b>KEON ELLIS</b>	<b>37 STL / 23 BLK (720 MIN)</b>
John Konchar (UTA)	52 STL / 25 BLK (680 MIN)
Taylor Hendricks	37 STL / 22 BLK (626 MIN)
Ausar Thompson	63 STL / 34 BLK (739 MIN)

## 2025-26 REGULAR SEASON NOTES (CONT.)

**5 CAVS WITH 20+ PTS:** In the Jan. 10<sup>th</sup> win against Minnesota, the Cavs had 5 players score 20+ PTS in a single game for just the **2<sup>nd</sup> time in franchise history** and for the **1<sup>st</sup> time in nearly 54 years**. The only other time they accomplished this was 3/14/1972 at BAL (OT): Austin Carr - 33, Rick Roberson - 23, Butch Beard - 22, John Johnson - 22, Walt Wesley - 20.

1/10/26 VS. MINNESOTA – FIVE CAVS PLAYERS EACH SCORED 20+ PTS FOR JUST THE 2ND TIME IN TEAM HISTORY

**MITCHELL 28**   **MOBLEY 24**   **TYSON 23**   **GARLAND 22**   **MERRILL 20**

**9 CAVS WITH 10+ PTS AGAIN:** In a win at Memphis on April 6, the Cavs had **9 players score 10+ PTS for the 2<sup>nd</sup> time this season (Dec. 23 vs. NOP) and just the 3<sup>RD</sup> TIME IN FRANCHISE HISTORY**. Prior to this season, the only other time the Cavs had 9 players score 10+ PTS in a single game was 11/10/1992 vs. Washington.

**3 CAVS WITH 27+ PTS:** In Cleveland's win against Charlotte on Dec. 22, Donovan Mitchell (30 PTS), Darius Garland (27 PTS) and De'Andre Hunter (27 PTS) became the **4<sup>th</sup> trio in Cavs history to score 27+ PTS apiece in the same game**.

4/6/26 AT MEM  
**9 CAVS SCORED 10+ PTS FOR THE 2<sup>ND</sup> TIME THIS SEASON & 3<sup>RD</sup> TIME IN FRANCHISE HISTORY!**

**MOBLEY: 24**  
**SCHRODER: 22**  
**MERRILL: 21**  
**ELLIS: 19**  
**ALLEN: 13**  
**PORTER: 11**  
**NANCE: 10**  
**PROCTOR: 10**  
**TOMLIN: 10**

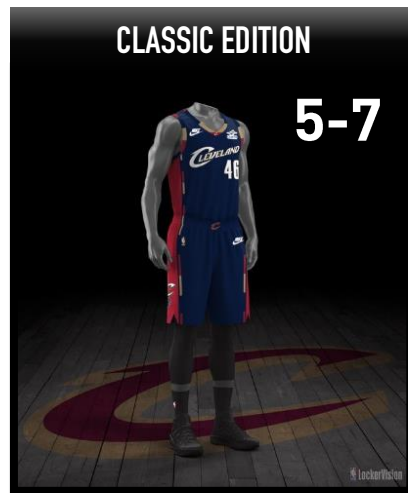
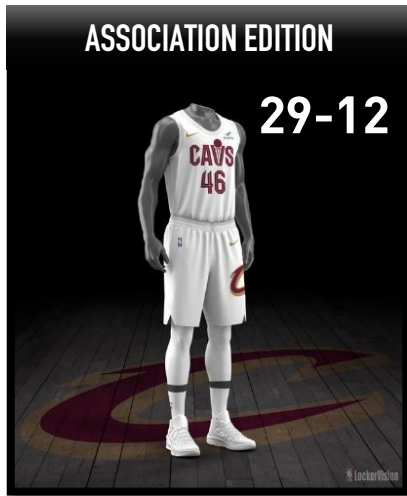
### 3 PLAYERS WITH 27+ PTS IN THE SAME GAME (CAVALIERS HISTORY)

DATE / OPPONENT	CAVS PLAYERS		
12/23/25 vs. NOP	<b>DONOVAN MITCHELL (30)</b>	<b>DARIUS GARLAND (27)</b>	<b>DE'ANDRE HUNTER (27)</b>
12/14/02 vs. DEN	Zydrunas Ilgauskas (29)	Dajuan Wagner (29)	Ricky Davis (27)
1/29/80 vs. LAL	Mike Mitchell (34)	Dave Robish (32)	Randy Smith (31)
3/22/72 vs. LAL	Rick Roberson (29)	John Johnson (28)	Bingo Smith (27)

**\*Mitchell, Garland and Hunter became the 1<sup>st</sup> trio in franchise history to each tally 27+ PTS and 4+ 3FG in the same game.**

# 2025-26 REGULAR SEASON NOTES (CONT.)

**JERSEY NUMBERS:** Here's a breakdown of the Cavaliers' 2025-26 record by jersey:





# CLEVELAND CAVALIERS 2025-26 ROSTER

## CAVALIERS ALPHABETICAL ROSTER

#	NAME	POS	HT	WT	DOB	PRIOR TO PROS/HOME COUNTRY	YR
31	Jarrett Allen	C	6-11	250	4/21/98	Texas '17 / USA	9 <sup>th</sup>
3	Thomas Bryant	C	6-10	260	7/31/97	Indiana '17/ USA	9 <sup>th</sup>
14	Keon Ellis	G	6-5	175	1/8/00	Alabama '22/ USA	4 <sup>th</sup>
21	Tristan Enaruna*	F	6-7	220	6/26/01	Cleveland State '24	R
1	James Harden	G	6-5	220	8/26/89	Arizona State '09 / USA	17 <sup>th</sup>
5	Sam Merrill	G	6-4	195	5/15/96	Utah State '20 / USA	6 <sup>th</sup>
12	Riley Minix*	F	6-7	230	9/22/00	Morehead State '24/ USA	2 <sup>nd</sup>
45	Donovan Mitchell	G	6-3	228	9/7/96	Louisville '17 / USA	9 <sup>th</sup>
4	Evan Mobley	F/C	7-0	230	6/18/01	USC '21 / USA	5 <sup>th</sup>
22	Larry Nance Jr.	F/C	6-7	240	1/1/93	Wyoming '15 / USA	11 <sup>th</sup>
9	Craig Porter Jr.	G	6-2	188	2/26/00	Wichita State '23 / USA	3 <sup>rd</sup>
24	Tyrese Proctor	G	6-4	185	4/1/04	Duke '25/ Australia	R
33	Olivier Sarr*	C	6-10	240	2/20/99	Kentucky '21/ France	4 <sup>th</sup>
8	Dennis Schröder	G	6-1	175	9/15/93	Phantoms Braunschweig GER/ Germany	13 <sup>th</sup>
2	Max Strus	G/F	6-5	225	3/28/96	DePaul '19 / USA	7 <sup>th</sup>
35	Nae'Qwan Tomlin	F	6-8	210	12/19/00	Memphis '24/ USA	2 <sup>nd</sup>
20	Jaylon Tyson	G	6-6	224	12/2/02	California '24 / USA	2 <sup>nd</sup>
32	Dean Wade	F	6-9	225	11/20/96	Kansas State '19 / USA	7 <sup>th</sup>

\* Two-Way Player

## CAVALIERS NUMERICAL ROSTER

1	James Harden	12	Riley Minix*	32	Dean Wade
2	Max Strus	14	Keon Ellis	33	Olivier Sarr*
3	Thomas Bryant	20	Jaylon Tyson	35	Nae'Qwan Tomlin
4	Evan Mobley	21	Tristan Enaruna*	45	Donovan Mitchell
5	Sam Merrill	22	Larry Nance Jr.		
8	Dennis Schröder	24	Tyrese Proctor		
9	Craig Porter Jr.	31	Jarrett Allen		

\* Two-Way Player

## STAFF

### HEAD COACH

Kenny Atkinson (Richmond)

### ASSOCIATE HEAD COACH

Johnnie Bryant (Utah)

### ASSISTANT COACHES

Mike Gerrity (USC), Trevor Hendry (Clark),  
Jawad Williams (North Carolina), Omar Cook (St. John's),  
Nate Reinking (Kent State), Andrew Olson (Amherst)

### SENIOR DIRECTOR, PLAYER HEALTH / HEAD ATHLETIC TRAINER

Stephen Spiro (Temple)

### HEAD STRENGTH AND CONDITIONING COACH

Derek Millender (South Alabama)





#31 Jarrett Allen

Center - 6-11 - 251lbs - 04/21/1998 - Texas/USA

9th Year Pro

**PERSONAL:** Is the son of Leonard and Cheryl Allen...has one older brother, Leonard II...father, Leonard, played basketball at San Diego State (1982-85); he was selected by the Dallas Mavericks in the third round of the 1985 NBA Draft (50th overall pick) and played professionally in Europe...won a gold medal with the USA U18 National Team at the FIBA Americas U18 Championship in July 2016 in Valdivia, Chile...attended St. Stephen's Episcopal HS in Austin, Texas...is interested in computers...his favorite music artist is J. Cole and favorite movie is Alien.

	GP	GS	PPG	RPG	APG	SPG	BPG	MPG	FG%	3FG%	FT%	POST	2025-26 HIGHS	CAREER HIGHS
2025-26	56	56	15.4	8.5	1.8	0.98	0.84	27.1	.638	.100	.709	PTS	23 at DET 5/17/26	23 at DET 5/17/26
Career	624	559	13.1	9.2	1.7	0.68	1.20	28.1	.641	.159	.711	FGM	8 at DET 5/17/26	8 3 times

POSTSEASON	POINTS	10+	20+	30+	40+	REB	10+	20+	30+	AST	10+	BLK	3+	STL	3+	DBL-DBL	TPL-DBL
2025-26	10	3	--	--	--	3	--	--	--	4	--	2	--	--	--	--	--
Career	26	7	--	--	--	16	1	--	--	8	3	12	--	--	--	--	--

RECENT GAMES	OPPONENT	W/L	MIN	FG-A	3P-A	FT-A	OR	DR	TR	A	PF	ST	TO	BS	PTS
5/17 at DET	W	24:49	8-14	0-0	7-13	3	4	7	1	1	1	2	1	1	23
5/15 vs. DET	L	30:12	5-6	0-0	3-4	7	1	8	1	1	1	1	1	1	13
5/13 at DET	W	36:26	6-10	0-0	4-5	6	4	10	1	1	1	1	1	2	16
5/11 vs. DET	W	31:49	3-6	0-0	3-4	2	3	5	1	1	0	1	2	9	
5/9 vs. DET	W	31:36	7-9	0-0	4-7	1	3	4	1	1	1	1	2	18	

**Injury List** — Missed 2 games due to Left Hand; 4th Finger - Fracture (10/31, 11/2); Missed 9 games due to Right 3rd Finger; Strain (11/21, 11/23, 11/24, 11/30, 12/1, 12/3, 12/5, 12/6, 12/12); Missed 1 game due to Illness (1/4); Missed 10 games due to Right Knee; Tendonitis (3/8, 3/9, 3/11, 3/13, 3/15, 3/17, 3/19, 3/21, 3/24, 3/25); Missed 3 games due to Right Knee; Injury Management (3/30, 4/5, 4/10); Missed 1 game due to Right Knee; Injury Maintenance (4/12)

NOTES:

2026 NBA PLAYOFFS:

- Finished with 23 PTS on 8-14 (.571) shooting from the field (7 FTM), 7 REB, 1 STL and 1 BLK in 25 MIN in Game 7 at DET on May 17th. It was his 7th career postseason game with at least 20 PTS.
- Recorded 18 points on 7-9 (.778) shooting from the field, four rebounds, two blocks and one steal in 32 minutes in Game 3 vs. DET on May 9th.
- Finished with 22 PTS on 7-9 (.778) shooting from the field (8 FTM), 7 REB, 3 AST, 1 STL and 1 BLK in 31 MIN in Game 2 at DET on May 7th.
- Recorded his 11th career postseason double-double with a team-high tying 22 PTS, a game-high 19 REB, 2 AST, 3 BLK and 2 STL in 33 MIN in Game 7 vs. TOR on May 3rd. It was his first career playoff game with at least 20 points and 15 rebounds. Allen recorded 14 points on 5-7 (.714) shooting from the field and 10 rebounds in the 3rd quarter, playing all 12 minutes in the quarter. He was the first Cavaliers player since 1997-98 to record a double-double in a quarter of a playoff game. He is also the 7th player since 1997-98 to record a double-double in a quarter of a playoff game (Nikola Jokic, Josef Nurkic, Shaquille O'Neal, Tim Duncan, Ivica Zubac and Rudy Gobert) [via Elias Sports].
- In the 1st round series vs. Toronto, Allen recorded at least two blocks in six-straight postseason games for Cleveland (Games 2-7), the 2nd-longest multi block streak in Cavs postseason history (Larry Nance did it in 12-straight playoff games).

2025-26 Notes: Appeared in 56 games (all starts) for Cleveland, averaging 15.4 PPG, 8.5 RPG, 0.98 SPG and 0.84 BPG in 27.1 MPG. His .638 FG% ranked 5th in the NBA on the season.

- Finished with 13 PTS on 5-7 (.714) shooting from the field, 9 REB, 2 BLK and 1 STL in 25 MIN on April 6 at MEM. With his first BLK of the game, Allen moved into 8th in Cavs history for total blocked shots
- Contributed a team-high 25 PTS on 10-12 (.833) shooting from the field, 9 REB, 4 AST and 1 BLK in 31 MIN on Feb. 27 at DET. It was his 7th game this season scoring at least 25 PTS.
- Recorded 27 PTS on 10-15 (.667) shooting from the field, 11 REB, 2 STL and 1 BLK in 32 MIN on Feb. 25 at MIL.
- Contributed his 15th double-double of the season with 26 PTS on 11-15 (.733) shooting from the field, a team-high 14 REB, 2 AST and 1 BLK in 32 MIN on Feb. 20 at CHA.
- Finished with his 12th double-double of the season with 29 PTS on 11-12 (.917) shooting from the field and a team-high 10 REB in 33 MIN on Feb. 7 at SAC. It was tied for his 4th-best FG% since joining the Cavs in a game where he makes at least 11 FGM
- Recorded his 10th double-double of the season with a CAREER-HIGH 40 PTS on 16-23 (.696) shooting from the field, a season-high 17 REB, 5 AST, 2 STL and a season-high 4 BLK in 29 MIN on Feb. 1 at POR. He recorded 25 PTS (12-15, .800 FG%) and 10 REB in the first half alone. Allen became the first player in Cavs history to record at least 40 PTS and 15 REB in a regular season game and only the 5th player in NBA history with 40+ PTS, 17+ REB, 5+ AST, 4+ BLK and 2+ STL (Kareem Abdul-Jabbar, Joe Barry Carroll, Shaquille O'Neal and Joel Embiid). He was also the first NBA player ever to record at least 40 PTS, 15 REB, 5 AST and zero turnovers since turnovers were first tracked in 1977. He was also the 5th Cavaliers player in team history to score 40+ PTS with no made three-pointers and first since LeBron James on 4/4/10 at BOS (42 PTS, 0 3FGM).
- Recorded his 5th double-double of the season with a game-high 27 PTS on 11-21 (.524) shooting from the field, a team-high 10 REB and 2 STL in 28 MIN on Dec. 29 at San Antonio.
- Contributed his 3rd DBL-DBL of the season with a game-high 30 PTS on 12-20 (.600) shooting from the field, a team-high 10 REB and 2 AST in 27 MIN on Nov. 12 at MIA. He became just the 3rd player in Cavaliers history to record 30+ PTS and 10+ REB in fewer than 30 minutes played (Kevin Love - twice, Brad Daugherty - 30 PTS, 15 REB in 29 MIN on 2/21/92 vs. SAC).
- Recorded his first double-double of the season with a season-high 24 points on 11-17 (.647) shooting from the field, 10 rebounds, three steals and three blocks in 30 minutes on Nov. 5 vs. PHI. With his third offensive rebound of the game, Allen (1,041) passed Jim Chones (1,040) for the 9th-most offensive rebounds in Cavaliers history.

2024-25 SEASON:

Appeared in all 82 games this season (all starts) for Cleveland, averaging 13.5 points and 9.7 rebounds while shooting an NBA-best .706 FG% in 28.0 minutes per game. His .706 FG% was also the highest FG% in a season in Cavaliers history.

- Became the 3rd player in NBA history to finish a season averaging 13.0+ PPG on .700+ FG% (Rudy Gobert and Wilt Chamberlain).
- He is the 1st player in NBA history to shoot .700+ FG% and .700+ FT% in a season.
- Chipped in 21 points on 10-11 (.909) shooting from the field, eight rebounds, one steal and one block in 32 minutes. Allen became the first Cavs player in team history and the seventh NBA player in league history to have back-to-back games with 10+ FGM and .900+ FG%. He joined Nikola Jokic, Rasheed Wallace, Shawn Kemp, Kevin McHale, Darryl Dawkins and Wilt Chamberlain).
- Finished with his team leading 39th double-double of the season with a team high 25 points on 11-12 (.917) shooting from the field, a team-high tying 12 rebounds, three assists and two steals in 31 minutes on March 30th vs. the L.A. Clippers. It was his 4th career game with at least 11 FGM and .900+ FG%, tying the 3rd-most games in NBA history with 11+ FGM on .900+ FG%.
- Recorded his team leading 38th DBL-DBL of the season with a season-high 29 PTS (19 PTS in the 4th quarter, 6-6 FG) on 10-11 (.909) shooting from the field, a game-high 16 REB, 1 STL and 1 BLK in 30 MIN on March 27th vs. San Antonio. It was his 4th career game with at least 25 PTS, 15 REB and .900+ FG%, joining Wilt Chamberlain as the only players in NBA history to do that 4 or more times.
- Recorded his team leading 34th DBL-DBL of the season with 25 PTS on 10-11 (.909) shooting from the field, a game-high 17 REB, 3 AST and 2 STL in 30 MIN on March 4 at CHI. Allen joined Wilt Chamberlain (12) as the only players in NBA history to have 3+ games in their career with 25+ PTS, 15+ REB and .900+ FG%.
- Contributed his 31st double-double of the season with 16 PTS on 8-9 (.889) shooting from the field, a season-high 20 REB, 1 STL and 1 BLK in 25 MIN on Feb. 20th at BKN. With his 1st rebound of the game, Allen grabbed his 5,000th career NBA rebound. It was also his 7th career game with at least 20 REB
- Recorded his 24th double-double of the season with 17 PTS on 7-11 shooting from the field, 13 REB, 3 AST, 3 BLK and 2 STL in 32 MIN on Jan. 22 at HOU. It was his 2nd career game with at least 17 PTS, 13 REB, 3 BLK and 2 STL.





**#3 Thomas Bryant**

**Center - 6-10 - 260lbs - 07/31/1997 - Indiana/USA**

**9th Year Pro**

**PERSONAL:** Full name is Thomas Jermaine Bryant...is the son of Linda and Edward Bryant Sr...when his playing career is over he would like to be involved in broadcasting and real estate...says something most people don't know about him is that he can draw and also trains dogs in his free time...participated in the 2015 McDonald's All-American Game and the Jordan Classic...won a gold medal representing the United States at the 2013 FIBA Americas U16 Championship in Uruguay...averaged 17.3 points, 11.6 rebounds and 4.5 blocks as a senior at Huntington Prep... played three seasons of high school basketball at Bishop Kearney High in Rochester, NY where he helped lead his team to the 2013 Class AA state championship...wears size 15 sneakers.

	GP	GS	PPG	RPG	APG	SPG	BPG	MPG	FG%	3FG%	FT%	POST	2025-26 HIGHS	CAREER HIGHS	
2025-26	60	1	6.2	3.4	0.6	0.30	0.43	12.2	.506	.359	.803	PTS	4 at DET 5/5/26	11 vs. NYK 5/31/25	
Career	393	147	8.5	4.9	0.9	0.34	0.66	16.9	.573	.348	.781	FGM	12 times	42 times	
POSTSEASON	POINTS				REB	AST	BLK	STL							
	10+	20+	30+	40+	10+	20+	3+	3+				DBL-DBL	TPL-DBL		
2025-26	--	--	--	--	--	--	--	--	--	--	--	--	--	--	
Career	2	--	--	--	--	--	--	--	--	--	--	--	--	--	
RECENT GAMES	OPPONENT	W/L	MIN	FG-A	3P-A	FT-A	OR	DR	TR	A	PF	ST	TO	BS	PTS
	5/17 at DET	W	4:01	0-4	0-2	0-0	2	2	4	1	1	0	1	0	0
	5/15 vs. DET	L	2:21	0-2	0-1	0-0	0	0	0	0	0	0	0	0	0
	5/13 at DET	W													
	5/11 vs. DET	W	00:19	0-0	0-0	0-0	0	0	0	0	0	0	0	0	0
	5/9 vs. DET	W													

**Injury List** — Missed 4 games due to Left Calf; Strain (4/6, 4/8, 4/10, 4/12)

**NOTES:**

**2025-26 Notes:** Played in 60 games (one start) for the Cavs, averaging 6.2 PPG and 3.4 RPG in 12.2 MPG. Bryant scored in double figures in 17 games on the season, including a season-high 15 PTS on Dec. 23, 2025 vs. New Orleans.

- Recorded his first double-double of the season (39th of his career) with 14 points on 6-9 (.667) shooting from the field, a team-high 10 rebounds and one block in 26 minutes on April 5 vs. IND.
- Tallied 11 PTS on 5-7 (.714) shooting from the field, 8 REB and 1 BLK in 15 MIN on March 21 at NOP.
- Chipped in 13 PTS, 8 REB and 1 BLK in 16 MIN off the bench on Feb. 27 at DET.
- Finished with 10 PTS on 4-7 (.571) shooting from the field and 4 REB in 16 MIN off the bench on Jan. 28 vs. LAL.
- Chipped in 15 points on 6-8 (.750) shooting from the field, including 2-2 (1.000) shooting from the three-point line, seven rebounds and two blocks in 22 minutes off the bench on Dec. 23 vs. NOP.
- Recorded a season-high 14 points, including 3-4 (.750) shooting from the 3-point line, six rebounds and two blocks in 13 minutes off the bench on Dec. 3 vs. POR. It was his most points in a game since Feb. 11, 2025 at NYK (18 PTS). It was also the 7th time in his career making at least 3 three-pointers in a game. With his 6th point of the game, he reached 3,000 career points in his NBA career.

**2024-25 SEASON:**

Appeared in 66 games for the Miami Heat (10 games) and Indiana Pacers (56 games), averaging 6.5 points on .508 shooting from the field and 3.8 rebounds in 14.6 minutes per contest. He also made a career-high 48 three-pointers during the season. He scored in double figures in 15 games and recorded a season-high 22 points, eight rebounds and two steals in 28 minutes on Jan. 8 vs. CHI. Additionally, Bryant appeared in a career-high 20 postseason games last season for Indiana in route to their appearance in the 2025 NBA Finals. He scored a playoff career-high 11 points (3-4 3FG) in the Game 6 series win against New York in the Eastern Conference Finals, helping contribute to the Pacers first NBA Finals appearance since 2000.

- Recorded a season-high 22 points on 9-16 (.563) shooting from the field, eight rebounds and two steals in 28 minutes on Jan. 8, 2025 vs. CHI.



**#14 Keon Ellis**

**Guard • 6-5 • 175lbs • 01/08/2000 • Alabama/USA**

**4th Year Pro**

**PERSONAL:** Born Jan. 8, 2000 ... Son of Jeremy Evans and Montea Ellis ... Has two brothers, Antwan Clayton and Kavon Ellis, and a sister, Mone'k Clayton ... Oldest brother Antwan played basketball at Jacksonville University.

	GP	GS	PPG	RPG	APG	SPG	BPG	MPG	FG%	3FG%	FT%	POST	2025-26 HIGHS	CAREER HIGHS
2025-26	72	11	6.7	1.9	1.0	1.15	0.64	20.5	.440	.363	.729	PTS	3 4 times	3 4 times
Career	225	60	6.6	2.1	1.3	1.16	0.62	19.9	.465	.407	.778	FGM	1 4 times	1 4 times

POSTSEASON	POINTS	10+	20+	30+	40+	REB	10+	20+	AST	10+	BLK	3+	STL	3+	DBL-DBL	TPL-DBL
2025-26	--	--	--	--	--	--	--	--	--	--	--	--	--	--	--	--
Career	--	--	--	--	--	--	--	--	--	--	--	--	--	--	--	--

RECENT GAMES															
OPPONENT	WL	MIN	FG-A	3P-A	FT-A	OR	DR	TR	A	PF	ST	TO	BS	PTS	
5/17 at DET	W	4:01	1-1	1-1	0-0	0	0	0	0	1	0	1	0	3	
5/15 vs. DET	L	2:21	0-0	0-0	0-0	0	0	0	1	0	1	1	0	0	
5/13 at DET	W														
5/11 vs. DET	W	00:19	0-0	0-0	0-0	0	0	0	0	0	0	0	0	0	
5/9 vs. DET	W														

**Injury List** — Missed 2 games due to Left Knee; Soreness (1/16, 1/18); Missed 1 game due to Left Index Finger; Fracture (2/27); Missed 1 game due to Left Knee; Contusion (4/12)

I - T — 1 on the season.

**NOTES:**

**2025-26 Notes:** Appeared in 72 games (11 starts) this season for Sacramento (43 games, five starts) and Cleveland (29 games, six starts), averaging 6.7 PPG in 20.5 MPG. In his 29 games in Cleveland, Ellis averaged 8.3 PPG and 1.28 SPG in 24.8 MPG.

- 🏆 Tallied 19 PTS on 7-11 (.636) shooting from the field, including 3-5 (.600) shooting from the 3-point line, a career-high 8 AST, 4 REB and 1 STL in 27 MIN on April 6 at MEM. He scored 16 of his PTS in the first half, marking his most points scored in any half this season
- 🏆 Contributed 17 PTS (6-6 FT), 2 REB and 2 STL in 37 MIN in his 6th start of the season on March 25 vs MIA.
- 🏆 Finished with 20 PTS, including 5-8 (.625) shooting from the 3-point line, 4 REB, 1 STL and 1 BLK in 31 MIN off the bench on March 11 at ORL. It was his 3rd game with 20+ PTS on the season and highest scoring total as a Cavalier. It was the first time in his career scoring at least 19 PTS in back to back games.
- 🏆 Finished with 19 PTS, including 4-7 (.571) shooting from the 3-point line, 2 REB and 1 STL in 26 MIN off the bench on March 9 vs. PHI.
- 🏆 Contributed 4 PTS, a **career-high tying 5 BLK** and a game-high 3 STL in 31 MIN off the bench in the Cavs win at BKN on March 1st. His 5 BLK are tied for the most BLK by a Cavs player this season (Evan Mobley twice) and **he became the 10th player in Cavs history and 1st since 2020-21 to tally 5+ BLK and 3+ STL in a single game**
- 🏆 Made his debut for the Cavaliers on Feb. 4 at LAC. Recorded 6 PTS, 3 REB and 2 STL.
- 🏆 Acquired from Sacramento in a three-team trade on February 1.
- 🏆 Finished with a season-high 21 PTS, including 5-10 (.500) shooting from the three-point line, 3 STL and 2 BLK in 32 MIN on Dec. 27 vs. DAL.
- 🏆 Recorded 20 PTS, including 6-11 shooting from the three-point line and 2 STL in 31 MIN on Nov. 12 vs. ATL.
- 🏆 Contributed 10 PTS, 4 REB, 3 AST and a season-high 6 STL in 32 MIN on Dec. 18 at POR.

**2024-25 SEASON:**

Averaged 8.3 points (.489 FG%, .433 3pt%, .849 FT%), 2.7 rebounds, 1.5 assists and 1.5 steals in 24.4 minutes in 80 games (28 starts) during the 2024-25 season for the Kings. Recorded multiple steals in a career long six straight games from Dec. 30-Jan. 10, tied for 12th-longest in the NBA this season. Scored in double figures in 26 games, 20+ points in four games and 30+ points in one game.

- 🏆 Recorded a career-high 33 PTS, including 9-15 (.600) shooting from the three-point line on Nov. 18, 2024 vs. ATL. He became the 5th player in Kings history with at least 9 3FGM in a game.
- 🏆 Had 27 points on 10-of-14 shooting, including seven 3s, as he scored 22 points in the first half and made six 3s in the half, setting a career high for points and tying his career best in 3s for a half in a win at NOP (2/12).





**#21 Tristan Enaruna**

**Forward • 6-8 • 220lbs • 06/26/2001 • Cleveland State/Netherlands**

**Rookie**

**PERSONAL:** Born June 26, 2001, in Almere, Flevoland, Netherlands ... son of Eddy Enaruna and Anneliese Breijer ... older brother, Iyen, played basketball at Evansville ... played many sports growing up, including karate and gymnastics. Was named as 2025-26 NBA G League Most improved player as a member of the Cleveland Charge, becoming the first Charge player to win the award.

	GP	GS	PPG	RPG	APG	SPG	BPG	MPG	FG%	3FG%	FT%	POST	2025-26 HIGHS	CAREER HIGHS
2025-26	9	0	4.1	1.6	0.8	0.56	0.00	9.5	.500	.300	.750	PTS	--	--
Career	9	0	4.1	1.6	0.8	0.56	0.00	9.5	.500	.300	.750	FGM	--	--
POSTSEASON		POINTS				REB		AST	BLK	STL				
		10+	20+	30+	40+	10+	20+	10+	3+	3+	DBL-DBL	TPL-DBL		
2025-26		--	--	--	--	--	--	--	--	--	--	--		
Career		--	--	--	--	--	--	--	--	--	--	--		
RECENT GAMES														
OPPONENT	W/L	MIN	FG-A	3P-A	FT-A	OR	DR	TR	A	PF	ST	TO	BS	PTS
4/20 vs. TOR	W													

1 - GLTW — 11 on the season.

**NOTES:**

**2025-26 Notes:** Appeared in 9 games for Cleveland.

- 🏆 Made his NBA debut on Feb. 1, 2026 at Portland, scoring his first NBA basket (2 PTS).
- 🏆 Prior to being named as a Two-Way with the Cavaliers on January 28th, Enaruna appeared in 23 games (all starts) for the Cleveland Charge. He scored a his G League career-high 29 points on both Jan. 7 at Mexico City and Nov. 18, 2025 at Sioux Falls.

**2024-25 SEASON:**

Appeared in 46 games (21 starts) in the NBA G League for the Maine Celtics, averaging 11.0 points, 5.3 rebounds and 1.6 assists in 27.4 minutes per contest...scored in double figures in 23 games and recorded a G League career-high 26 points on 8-16 (.500) shooting from the field and four rebounds on March 8, 2025 at Cleveland. He also appeared in three games for the Boston Celtics at the 2024 NBA Summer League in Las Vegas.



**#1 James Harden**

**Guard - 6-5 - 220lbs - 08/26/1989 - Arizona State/USA**

**17th Year Pro**

**PERSONAL:** Lists his mother, Monja Willis, as the biggest influence in his life...He and his mother host annual Thanksgiving and Holiday shopping events for families in need from the Houston area...Led Artesia High School (California) to a 33-2 record in his senior year and second straight state title, as well as earning Trophy-Case Player of the year honors...Won a gold medal as a member of Team USA during the 2012 Olympics in London and FIBA World Championship as a captain for Team USA during the 2014 FIBA World Cup in Spain...Owns a stake in the Houston Dynamo of Major League Soccer.

	GP	GS	PPG	RPG	APG	SPG	BPG	MPG	FG%	3FG%	FT%	POST	2025-26 HIGHS	CAREER HIGHS
2025-26	70	70	23.6	4.8	8.0	1.13	0.40	34.8	.434	.375	.884	PTS	30 at DET 5/13/26	45 2 times
Career	1221	1007	24.1	5.6	7.3	1.47	0.56	34.9	.439	.364	.863	FGM	9 vs. TOR 4/20/26	17 at BOS 5/1/23
POSTSEASON	POINTS					REB		AST	BLK	STL				
	10+	20+	30+	40+	10+	20+	10+	3+	3+	DBL-DBL	TPL-DBL			
2025-26	13	7	1	--	--	--	2	1	4	2	--			
Career	168	108	50	11	12	--	34	7	42	40	4			
RECENT GAMES														
OPPONENT	W/L	MIN	FG-A	3P-A	FT-A	OR	DR	TR	A	PF	ST	TO	BS	PTS
5/17 at DET	W	35:54	2-10	0-6	5-8	0	5	5	6	4	0	1	0	9
5/15 vs. DET	L	37:16	6-13	3-8	8-10	0	7	7	4	3	4	8	0	23
5/13 at DET	W	43:05	8-21	3-10	11-14	3	5	8	6	5	1	6	3	30
5/11 vs. DET	W	37:26	5-14	5-9	9-9	0	0	0	11	0	3	2	1	24
5/9 vs. DET	W	39:50	8-14	3-7	0-1	1	1	2	7	1	1	3	0	19

**Injury List** — Missed 2 games due to Left Calf; Contusion (12/15, 12/18); Missed 1 game due to Right Shoulder; Soreness (1/5); Missed 2 games due to Right Thumb; Fracture (2/25, 2/27)

I - P — 4 on the season.; I - T — 1 on the season.; I - R — 1 on the season.

**NOTES:**

**2026 NBA PLAYOFFS:**

- Recorded a team-high 30 PTS, 8 REB, 6 AST, 3 BLK and 1 STL in 43 MIN in Game 5 at DET on May 13th. **It was Harden's 50th career 30-point game in the postseason, becoming the 12th player in NBA postseason history with at least 30 PTS in 50 postseason games.** He is just the 2nd player in Cavs postseason history to record 30+ PTS, 8+ REB, 6+ AST and 3+ BLK in a playoff game, joining LeBron James (5 times).
- Recorded his 40th career postseason double-double (2nd of this postseason) with 24 points (9-9 FT), including 5-9 (.556) shooting from beyond the arc, a game-high 11 assists, a game-high four steals and one block in 37 minutes in Game 4 vs. DET on May 11th. With his third steal of the game, Harden passed Jason Kidd (302 STL) for the 7th-most steals in NBA postseason history
- Finished with 19 points on 8-14 (.571) shooting from the field, including 3-7 (.429) shooting from beyond the arc, seven assists, two rebounds and one steal in 40 minutes in Game 3 vs. DET on May 9th. **He scored nine of his points in the fourth quarter including seven points in the final 90 seconds of the game**
- Contributed 28 points on 9-14 (.643) shooting from the field, five rebounds, four assists, a game-high five steals and one block in 35 minutes in Game 2 on April 20 vs. TOR. With his 28 points, it marked his 103rd playoff game with 20+ PTS, moving him past John Havlicek (102) for the 15th-most games of 20+ PTS in NBA playoff history. With his second assist of the game, Harden (1,139 AST) passed Rajon Rondo (1,136 AST) for the 7<sup>th</sup>-most assists in the NBA in postseason history. With his fourth steal of the game, Harden (289 STL) passed Chris Paul (287 STL) for the 11<sup>th</sup>-most steals in the NBA in postseason history. It was also his fourth career playoff game with at least five steals
- Finished with a double-double with 22 points, including 4-7 (.667) shooting from the three-point line, a game-high 10 assists, two rebounds and two steals in 33 minutes in Game 1 vs. TOR on April 18. With his third point of the game, Harden passed Larry Bird (3,897 postseason points), for 13th all-time in points in NBA postseason history.

**2025-26 Notes:** Appeared in 70 games (all starts) this season for the L.A. Clippers (44 games) and Cleveland (26 games). He averaged 23.6 PPG, 8.0 APG, 4.8 RPG and 1.13 SPG in 34.8 MPG. He scored 20+ PTS in 47 games, 30+ PTS in 14 games, 40+ PTS in 2 games and 50+ PTS in 1 game (55 PTS on Nov. 22 at CHA). In his 26 games in Cleveland, the Cavs were 19-7 and Harden averaged 20.5 PPG, 7.7 APG and 4.8 RPG in 33.8 MPG.

- Tallied 28 PTS, including 5-11 (.455) shooting from beyond the arc, 7 AST, 4 REB, 3 STL and 1 BLK in 34 MIN on April 5 vs. the Pacers. It was his 3rd-highest scoring output since being acquired by the Cavaliers
- Recorded 13 PTS, a game-high 14 AST, 6 REB, 1 STL and 1 BLK in 39 MIN on March 30 at UTA. **He is the 6th player in Cavs history to have back-to-back games with at least 14 AST (LeBron James, John Bagley, Mark Price, Geoff Houston, Andre Miller).**
- Finished with 17 PTS, a game-high 14 AST, 5 REB and 2 STL in 30 MIN on March 27 vs. MIA. His 14 AST were the most AST dished out by a Cavalier this season and highest by a Cavs player since Caris LeVert had 15 AST on Feb. 28, 2024
- Recorded a game-high 36 PTS, including 7-13 (.538) shooting from the 3-point line, a team-high 9 AST, 7 REB, 2 STL and 1 BLK in 37 MIN on March 19 at CHI. It was his 344th career 30-point game, moving past Elgin Baylor for the 12th-most 30-point games in NBA history. He became the 4th player in Cavs history to record 36+ PTS, 9+ AST, 7+ REB and 7+ 3FGM in a game (LeBron James, Mo Williams, Donovan Mitchell). Harden had a span in the 1st quarter of scoring 7 PTS in 18 seconds, becoming the first Cavs player to have at least 7 PTS in 18 seconds or less since Kyrie Irving had 8 points in 17 seconds in the 4th Q on Dec. 15, 2012 vs. NYK.
- Tallied 27 PTS (11 FTM) on 7-10 (.700) shooting from the field, 6 AST, 5 REB and 2 STL in 34 MIN on March 17 at MIL. It was his 2nd-highest scoring total since joining Cleveland. He scored 14 of his PTS in the first quarter, marking his highest scoring opening quarter since joining the Cavaliers
- Recorded a team-high 30 PTS on 11-16 (.688) shooting from the field, including 5-9 (.556) shooting from the 3-point line, 8 AST and 5 REB in 37 MIN on March 11 at ORL. It was his 13th game of the season with at least 30 PTS and highest scoring outing since joining the Cavaliers. **It was his 343rd career 30-point game, tying Elgin Baylor for the 12th-most 30-point games in NBA history**
- Recorded a team-high 22 PTS, including 4-7 (.571) shooting from the 3-point line, 9 REB and a team-high 8 AST in 36 MIN on March 1 at BKN
- Finished with 20 PTS and 9 AST in 34 MIN on Feb. 22 at OKC. It was his 772nd game with at least 20 PTS in his career, passing Wilt Chamberlain for 10th on the NBA's all-time 20-point games list.
- Contributed a near triple-double with 22 PTS (6-6 FT), 10 REB, 7 AST and a season-high 3 BLK in 36 MIN on Feb. 9 at DEN. He is the 4th Cavaliers player with those numbers in a game since 1983-84 (LeBron James, Ron Harper, Evan Mobley)
- Finished with 23 PTS on 7-13 (.538) shooting from the field and 5-8 (.625) shooting from the 3-point line, a team-high 8 AST, 2 REB and 1 STL in 32 MIN **during his Cavaliers debut** on Feb. 7 at SAC. Harden scored 15 of his points in the 4th quarter on a perfect 4-4 from the field and a perfect 3-3 shooting from the 3-point line. It was his 3rd-highest scoring effort in a 4th quarter this season (most was 18 PTS on Nov. 10 vs. ATL).
- Contributed a season-high 55 PTS, including 10-16 shooting from the three-point line, 7 AST, 3 REB and 1 STL in 35 MIN on Nov. 22 at CHA. His 55 points is tied for the 2nd-most points scored by any player in the NBA this season. It was his 25th career 50-point game.







**#12 Riley Minix**

**Forward - 6-7 - 230lbs - 09/22/2000 - Morehead State/**

**2nd Year Pro**

**PERSONAL:** Son of Sean and Kathy Minix...His cousin, Shane Reybold played basketball at UNCW... Another cousin, Kyle Griffin played basketball at LaSalle and Siena... His uncle, Bill Griffin played basketball at Lehigh... His favorite athlete is Kevin Durant.

	GP	GS	PPG	RPG	APG	SPG	BPG	MPG	FG%	3FG%	FT%	POST	2025-26 HIGHS	CAREER HIGHS
2025-26	9	0	3.9	0.7	0.6	0.22	0.11	6.5	.609	.333	1.000	PTS	--	--
Career	10	0	3.5	0.8	0.5	0.20	0.10	6.5	.583	.308	1.000	FGM	--	--
POSTSEASON	POINTS				REB		AST	BLK	STL	DBL-DBL	TPL-DBL			
	10+	20+	30+	40+	10+	20+	10+	3+	3+					
2025-26	--	--	--	--	--	--	--	--	--	--	--			
Career	--	--	--	--	--	--	--	--	--	--	--			
RECENT GAMES														
OPPONENT	W/L	MIN	FG-A	3P-A	FT-A	OR	DR	TR	A	PF	ST	TO	BS	PTS
4/20 vs. TOR	W													

I - GLTW — 22 on the season.

**NOTES:**

**2025-26 Notes:** Played in 9 NBA games this season (6 with San Antonio and 3 with Cleveland).

- 🏆 Signed as a Two-Way with the Cavs on February 14th.
- 🏆 Appeared in 3 games this season with the San Antonio Spurs.
- 🏆 Prior to signing a Two-Way with the Cavs, Minix appeared in 23 games in the NBA G League with the Austin Spurs and Cleveland Charge, averaging 17.5 PPG (.514 FG%, .426 3FG% and .767 FT%), 6.5 RPG, 2.7 APG and 1.1 SPG in 32.3 MPG.

**2024-25 SEASON:**

Appeared in one game for the San Antonio Spurs...also played in 19 games in the NBA G League with the Austin Spurs, averaging 19.3 points, 6.6 rebounds, 2.1 assists, 1.20 blocks and 1.00 steals in 31.6 minutes.



## #45 Donovan Mitchell

Guard - 6-3 - 228lbs - 09/07/1996 - Louisville/USA

9th Year Pro

**PERSONAL:** Son of Nicole and Donovan Mitchell, Sr...Has one younger sister (Jordan) who played lacrosse at American University...His dad works in the front office for the New York Mets...Nickname is Spida...Has a signature shoe line with Adidas...has a non-profit called "Spida Cares"...played high school basketball at Canterbury School in New Milford, CT before transferring to Brewster Academy in Wolfeboro, NH for his final two high school seasons...he was inducted into the Brewster Athletics Hall of Fame in 2025...Mitchell also made a 12 million dollar donation to his former school, Greenwich Country Day School (GCDS) in his home community of Greenwich, CT to help build a state-of-the-art facility called the Donovan Mitchell Family Athletic Center or "The DON" which stands for "Determination Over Negativity". The facility opened in 2024 and the donation aims to enhance the school's athletics program and overall community...Follow him on twitter @spidamitchell.

	GP	GS	PPG	RPG	APG	SPG	BPG	MPG	FG%	3FG%	FT%	POST	2025-26 HIGHS	CAREER HIGHS	
2025-26	70	70	27.9	4.5	5.7	1.49	0.29	33.5	.483	.364	.865	PTS	43 vs. DET 5/11/26	57 at DEN 8/17/20	
Career	609	601	25.1	4.3	4.8	1.39	0.32	33.8	.453	.366	.844	FGM	13 3 times	22 at ORL 5/3/24	
POSTSEASON	POINTS	REB	AST	BLK	STL	DBL-DBL	TPL-DBL								
	10+	20+	30+	40+	10+	20+	10+	3+	3+						
2025-26	14	11	5	1	1	1	1	1	1	1	1				
Career	76	62	36	8	3	3	3	3	3	3	3				
RECENT GAMES	OPPONENT	W/L	MIN	FG-A	3P-A	FT-A	OR	DR	TR	A	PF	ST	TO	BS	PTS
	5/17 at DET	W	31:08	10-22	2-6	4-6	2	4	6	8	6	1	0	1	26
	5/15 vs. DET	L	37:12	6-20	2-6	4-4	2	2	4	3	2	1	3	0	18
	5/13 at DET	W	42:02	7-18	1-8	6-6	0	4	4	3	2	0	2	0	21
	5/11 vs. DET	W	36:35	13-26	4-12	13-15	1	4	5	2	1	1	1	0	43
	5/9 vs. DET	W	38:23	13-24	2-8	7-8	1	9	10	4	3	0	3	0	35

**Injury List** — Missed 1 game due to Left Hamstring; Tightness (10/31); Missed 1 game due to Illness (12/19); Missed 4 games due to Right Groin; Strain (2/25, 2/27, 3/1, 3/3); Missed 1 game due to Left Eye; Contusion (3/19); Missed 1 game due to Right Ankle; Sprain (4/6); Missed 1 game due to Right Ankle; Injury Management (4/10); Missed 1 game due to Right Ankle; Injury Maintenance (4/12)

I - R — 2 on the season.

## NOTES:

## 2026 NBA PLAYOFFS:

- Recorded a team-high 26 PTS, a team-high 8 AST, 6 REB, 1 STL and 1 BLK in 31 MIN in the Game 7 win at DET on May 17th. He scored 15 of his points in the 3rd quarter on 6-8 (.750) shooting from the field
- Finished with a game-high 43 points on 13-26 (.500) shooting from the field (13 FTM), five rebounds and one steal in 37 minutes in Game 4 vs. DET on May 11th. It was his 8th career playoff game with at least 40 points (4th 40-point playoff game with the Cavs). Mitchell scored 21 of his points in the 3rd quarter on 8-9 (.889) shooting from the field, including 2-3 (.667) from beyond the arc, marking the 5th time in his postseason career (first time with the Cavs) scoring at least 20 points in a single quarter. **He also scored 39 points in the 2nd half on 12-18 (.667) shooting from the field, tying the most points scored in any half in NBA postseason history**
- (Eric Floyd, 39 PTS in 2<sup>nd</sup> half for Golden State on May 10, 1987 vs. L.A. Lakers). It is also the most points ever scored in a half in the postseason by a member of the Cavaliers.
- Recorded his first double-double of the postseason (6th-career postseason DBL-DBL) with a game-high 35 points on 13-24 (.542) shooting from the field, a team-high 10 rebounds and four assists in 38 minutes in Game 3 vs. DET on May 9th. It was his 35th career postseason game with at least 30 points. He became the 3rd Cavs player in team history to have at least 35 PTS and 10 REB in a playoff game (LeBron James and Brad Duaherty).
- Recorded 31 PTS, 6 REB, 3 AST and 2 STL in 37 MIN in Game 2 at DET on May 7th.
- Tallied 32 PTS on 13-23 (.565) shooting from the field, including 4-10 (.400) shooting from the 3-point line, 7 REB, 5 AST and 1 STL in a Game 2 win vs. TOR on April 20th.
- Finished with a game-high 32 points, four assists, three rebounds and two steals in 31 minutes in Game 1 vs. TOR on April 18th. He recorded 30+ points in a Game 1 of the NBA Playoffs for the 9th-straight time since 2020, the longest such streak in NBA history. With his third made three-pointer of the game, Mitchell passed Kyle Korver (72 3FGM for Cleveland in the postseason) for 5th in Cavs postseason history for three-pointers made. His first three-pointer of the game was his 200th career made three-pointer in the postseason. With his third assist of the game, Mitchell (122 AST) passed Mo Williams (120 AST) and Darius Garland (120 AST) for 7th in all-time in assists in Cavs postseason history. With his 16th points of the game, Mitchell (710 points), passed Larry Nance (693 points) for 8<sup>th</sup> on the Cavs all-time postseason scoring list.

**2025-26 Notes:** Appeared in 70 games this season (all starts) for Cleveland, averaging 27.9 PPG, 5.7 APG, 4.5 RPG and 1.49 SPG in 33.5 MPG. He also made 224 three-pointers, tied for the 10th-most 3FGM in the NBA this season. His 27.9 PPG ranked 7th in the NBA. He also recorded five double-doubles on the season. He also scored 20+ points in 55 games, 30+ points in 34 games and 40+ points in six games. He had the 4th-most 30-point games in the NBA this season. His 1,952 PTS were also his most points scored in a single season in his career.

- Recorded a game-high 31 PTS on 12-19 (.632) shooting from the field, 7 REB, 4 AST and 1 BLK in 35 MIN on April 8 vs. ATL. It was also Mitchell's 200th game with at least 20 PTS as a member of the Cavaliers and is 1 of 5 players in Cavs history with at least 200 20-point games (LeBron James, Brad Daugherty, Kyrie Irving, Austin Carr). With his first basket of the game, Mitchell surpassed his career-high for points in a single season.
- Finished with a game-high 42 PTS on 14-22 (.636) shooting from the field, including 3-7 (.429) shooting from the 3-point line and a perfect 11-11 shooting from the free throw line, 3 AST and 2 REB in 35 MIN last night vs. ORL. It was his 6th game with 40+ PTS this season (34th of his career)
- Finished with a game-high 45 points on 15-25 (.600) shooting from the field, including 5-8 (.625) shooting from the three-point line, four rebounds, four assists and one steal in 35 minutes on Jan. 26 vs. ORL. It was also his franchise-record 16th game with 40+ PTS and 5+ 3FG. In the first half, Mitchell recorded a game-high 26 points which is his highest scoring opening half this season (prev. 25 vs. MIL on Nov. 17). Mitchell also shot 9-11 (.818) from the field, his fourth time with 26+ points and .800 FG% in any half of his NBA career.
- Finished with a game-high 36 PTS on 15-30 (.500) shooting from the field, a game-high 9 AST, 5 REB and 2 STL in 38 MIN on Jan. 24 at ORL. **He scored 27 of his PTS in the 2nd half, tying his 2nd-most points in any half this season**
- With his 4th 3FGM of the game on Jan. 12 vs. Utah, Mitchell (803 3FG w/the Cavs) passed Mark Price (802 3FG) for the 4th-most three-pointers in franchise history
- Recorded his second double-double of the season with a game-high 34 points on 10-18 (.556) shooting from the field, including 4-7 (.571) shooting from the three-point line, 10 rebounds, seven assists, two steals and one block in 30 minutes on Dec. 31 vs. PHX. It was Mitchell's first career game with at least 30 PTS, 10 REB and 7 AST and he is the first Cavalier to record that in a game since LeBron James (44 PTS, 11 REB and 11 AST on 4/6/18 vs. PHI).
- Finished with a team-high 34 PTS, including 4-9 (.444) shooting from the three-point line, 7 REB, 6 AST and 4 STL in 33 MIN on Dec. 25 at NYK. His 34 PTS were tied for the most PTS scored by a Cavaliers player on Christmas Day (LeBron James 34 PTS on 12/25/03 at ORL). He was also the first Cavs player in team history with at least 30 PTS, 5 REB and 5 AST on Christmas Day
- Recorded a season-high 48 PTS on 17-31 (.548) shooting from the field, including 8-15 (.533) shooting from the 3-point line, 4 REB, 4 AST and 2 STL in 35 MIN on Dec. 12 at WAS. **He scored 24 of his PTS in the 4th Q, tying the 2nd-most PTS scored in a 4th quarter by a Cavalier since 1997-98**, helping Cleveland outscore Washington 45-26 in the 4th and overcome a 15-point deficit in the final frame. **His 24 PTS in the 4th was also the most PTS in a 4th Q by any NBA player this season.** His 35 PTS in the 2nd half was his 2nd-most PTS in any half of his career (most was 42 PTS in 2nd H on Jan. 2 vs. CHI).
- Contributed a game-high 43 PTS on 16-27 (.593) shooting from the field, 9 REB, and a game-high 6 AST in 34 MIN on Dec. 1 at IND. It was his 3rd game with 40+ PTS on the season.
- Recorded a game-high 42 PTS on 15-28 (.536) shooting from the field, including 7-15 (.467) shooting from the three-point line, three rebounds, three assists and one steal in 35 MIN on Nov. 28 at ATL. It was his 2nd game with 40+ PTS on the season.
- Finished with a game-high 37 points on 14-22 (.636) shooting from the field, including 5-9 (.556) shooting from the three-point line, eight rebounds, six assists and one steal in 33 minutes on Nov. 23 vs. LAC. It was his 3rd career game with at least 37 points, eight rebounds and six assists
- Recorded a game-high 37 points on 14-22 (.636) shooting from the field, including 4-8 (.500) shooting from the three-point line, a team-high seven assists, five rebounds and one steal in 36 minutes on Nov. 17 vs. MIL. He scored 25 of his points in the first half on 10-13 (.769) shooting from the field and 3-4 (.750) shooting from the three-point line. It was his highest scoring opening half of the season and his 10th time this season scoring 20+ PTS in any half
- Finished with his first DBL-DBL of the season with a team-high 28 PTS, career-high 15 REB, 8 AST and 1 STL in 41 MIN on Nov. 10 at MIA. **He became just the 2nd player in Cavs history with 28+ PTS, 15+ REB and 8+ AST in a game (LeBron James, 7 times).**
- Recorded a season-high 46 points on 15-21 (.714) shooting from the field, including 6-11 (.545) shooting from the three-point line and a perfect 10-10 (1.000) from the free throw line, eight assists, four rebounds, and one steal in 35 minutes on Nov. 5 vs. PHI. Mitchell's 46 points on .714 FG% is tied for the 3rd-highest FG% in a 40-point game in Cavaliers history
- Recorded a game-high 35 PTS on 13-18 (.722) shooting from the field and 2 AST in 30 MIN on Oct. 27 at DET. **It was Mitchell's third game of his career with 35+ PTS on .700+ FG%. He finished the game +38, tying his 3rd-highest +/- in a single game in his career.**



#4 Evan Mobley

Forward/Center - 7-0 - 230lbs - 06/18/2001 - USC/USA

5th Year Pro

**PERSONAL:** Played with his brother, Isaiah, at USC in 2020-21...His brother Isaiah was also on the Cavs for two seasons...father, Eric, is an assistant coach at SMU in Dallas and played professionally overseas...has an extensive sneaker collection...first sport was soccer, which helped with his footwork...attended Rancho Christian High School in Temecula, California, where he averaged 20.5 points, 12.2 rebounds, 5.2 blocks and 4.6 assists during his senior season and was named the 2019-20 Morgan Wooten National High School Player of the Year...was a 2020 McDonald's All-American, a two-time California Gatorade Player of the Year and a 2020 Naismith Player of the Year finalist...won gold medals with USA Basketball at the 2019 FIBA U-19 World Cup and 2018 FIBA U-17 World Cup.

	GP	GS	PPG	RPG	APG	SPG	BPG	MPG	FG%	3FG%	FT%	POST	2025-26 HIGHS	CAREER HIGHS	
2025-26	65	63	18.2	9.0	3.6	0.74	1.74	31.9	.546	.297	.606	PTS	26 at TOR 5/1/26	33 at BOS 5/15/24	
Career	334	332	16.7	9.0	3.0	0.81	1.59	32.4	.547	.309	.674	FGM	11 vs. TOR 4/20/26	15 at BOS 5/15/24	
POSTSEASON	POINTS				REB	AST	BLK	STL							
	10+	20+	30+	40+	10+	20+	3+	3+	DBL-DBL	TPL-DBL					
2025-26	12	4	--	--	2	--	4	2	2	--	--				
Career	33	9	1	--	13	--	9	3	12	--	--				
RECENT GAMES	OPPONENT	W/L	MIN	FG-A	3P-A	FT-A	OR	DR	TR	A	PF	ST	TO	BS	PTS
	5/17 at DET	W	35:57	7-10	1-4	6-11	2	10	12	6	1	2	2	2	21
	5/15 vs. DET	L	35:43	6-14	2-5	4-8	2	4	6	2	2	2	3	2	18
	5/13 at DET	W	42:32	6-13	2-3	5-6	1	7	8	8	2	1	4	3	19
	5/11 vs. DET	W	39:12	6-11	1-4	4-4	4	4	8	5	2	3	3	5	17
	5/9 vs. DET	W	36:12	4-6	0-2	5-10	2	6	8	4	5	0	1	2	13

**Injury List** — Missed 12 games due to Left Calf; Strain (12/14, 12/17, 12/19, 12/22, 12/23, 1/28, 1/30, 2/1, 2/4, 2/7, 2/9, 2/11); Missed 2 games due to Left Calf; Injury Management (2/20, 4/5); Missed 2 games due to Left Calf; Injury Maintenance (2/25, 4/12)  
**I-R** — 1 on the season.

NOTES:

2026 NBA PLAYOFFS:

- Recorded his 12th career postseason double-double (2nd this postseason) with 21 PTS on 7-10 (.700) shooting from the field, a game-high 12 REB, 6 AST, 2 BLK and 2 STL in 36 MIN in Game 7 at DET on May 17th
- Contributed 19 PTS (2 3FGM), 8 REB, a **postseason career-high 8 AST**, 3 BLK and 1 STL in 43 MIN in Game 5 at DET on May 13th. Mobley joins LeBron James (4 times) as the only Cavaliers in postseason history to record at least 19 PTS, 8 REB, 8 AST, 3 BLK and 1 STL in a playoff game.
- Recorded 17 points, eight rebounds, five assists, a game-high five blocks and three steals in 39 minutes in Game 4 vs. DET on May 11th. With his second offensive rebound of the game, Mobley passed Brad Daugherty (89 OREB) for the 8th-most offensive rebounds in Cavs postseason history. **Mobley also became the first Cavaliers player in postseason history to record at least five blocks and three steals in a playoff game.** It was Mobley's third career playoff game with at least five blocks, tying the Cavs franchise record for most postseason games with at least five blocks (Larry Nance Sr. – 3 postseason games with 5+ BLK from 1987-92).
- Finished with his 11th career postseason double-double with a team-high 26 PTS on 9-15 (.600) shooting from the field, including 3-7 (.429) shooting from beyond the arc, 14 REB, 3 AST and 1 STL in 41 MIN in Game 6 on May 1st at Toronto. He became the 4th player in Cavs playoff history to record at least 26 PTS and 14 REB in a game (LeBron James, Brad Daugherty and Larry Nance).
- Recorded a team-high tying 23 points on 8-13 (.615) shooting from the field and a perfect 3-3 shooting from beyond the arc, a team-high tying nine rebounds, three blocks and one steal in 33 minutes in the Game 5 win vs. TOR on April 29th. He scored 16 of his points in the 2nd half on 6-8 (.750) shooting from the field and made all three of his triples in the 2nd half.
- Finished with 25 points on 11-13 (.846) shooting from the field, a team-high eight rebounds, two assists and one block in 33 minutes in Game 2 vs. TOR on April 20. His 25 points was his second-highest scoring effort in his postseason career. With his first block of the game, Mobley (41 BLK) passed Brad Daugherty (40 BLK) for the 6th-most blocks in Cavs postseason history.

**2025-26 Notes:** Saw action in 65 games (63 starts) this season for the Cavs, averaging 18.2 PPG, 9.0 RPG, a career-high 3.6 APG and a career-high 1.74 BPG (4th-best in the NBA) in 31.9 MPG. He also recorded 27 double-doubles on the season. He recorded 32 games with 2+ BLK, 20 games with 3+ BLK, 10 games with 4+ BLK and two games with 5 BLK.

- Contributed his 27th double-double of the season with 22 PTS on 8-15 (.533) shooting from the field, a career-high tying 19 REB, 3 AST and 3 BLK in 36 MIN on April 8 vs. ATL. He became the 6th player in Cavs history to record at least 22 PTS, 19 REB and 3 BLK in a game (Cliff Robinson, Steve Patterson, Shawn Kemp, LeBron James, Kevin Love).
- Recorded a season-high 34 PTS on 15-21 (.714) shooting from the field, a season-high 17 REB, 3 BLK and 2 STL in 30 MIN on March 30 at UTA. It was his first career game with at least 30 PTS and 15 REB and was also his first 30-point game of the season. **He is the 2nd Cavalier in team history to record 34+ PTS, 17+ REB and .700+ FG% in a game (Anderson Varejao - 35 PTS, 18 REB, .762 FG% on Nov. 13, 2012 at BKN.**
- Finished with his 22nd DBL-DBL of the season with 27 PTS, a season-high 15 REB, 2 AST, 3 BLK and zero turnovers in 33 MIN on March 17 at MIL. It was his first career game with at least 27 PTS and 15 REB. **He was also the 2nd Cavalier since 1983-84 to record at least 27 PTS, 15 REB, 3 BLK and 0 TO in a game (Jarrett Allen recorded 40 PTS, 17 REB, 4 BLK, 0 TO on Feb. 1 at POR).**
- Finished with season-high 29 PTS on 12-15 (.800) shooting from the field, 7 REB, 2 AST and 1 STL in 23 MIN on March 13 at DAL. It was his first career game with at least 25 PTS on .800+ FG%.
- Recorded his 18th double-double of the season with 23 PTS, including 4-8 (.500) shooting from the 3-point line (ties season-high for 3FGM), a team-high 12 REB and a game-high 4 BLK in 37 MIN on Feb. 27 at DET.
- Finished with a season-high 29 PTS on 13-24 (.542) shooting from the field (season-high 24 FGA), a game-high 13 REB, 7 AST and a game-high 4 BLK in 35 MIN on Jan. 23 vs. SAC. Mobley scored 19 of his PTS in the 1st half on 8-14 (.571) shooting from the field, his most points in an opening half this season. **He became the 3rd player in NBA history to record at least 29 PTS, 13 REB, 7 AST, 4 BLK and zero turnovers (Hakeem Olajuwon and Shaquille O'Neal). He was also the 1st player to do it in under 40 minutes of play.**
- Recorded his 15th double-double of the season with 17 PTS on 7-10 (.700) shooting from the field, a game-high 13 REB, 6 AST, 4 BLK and 1 STL in 34 MIN on Jan. 14 at PHI. It was also the 2nd time in his career with at least 17 PTS, 13 REB, 6 AST and 4 BLK.
- Recorded 24 points on 11-16 (.688) shooting from the field, four rebounds, three assists and two steals in 32 minutes on Jan. 10 vs. MIN.
- Tallied 16 PTS, 10 REB, 5 AST and 5 BLK in 29 MIN on Dec. 31 vs. PHX. It was his 6th career game with at least 5 blocked shots.
- Contributed his 8th double-double of the season with 20 points, 14 rebounds, seven assists, two steals and two blocks in 34 minutes on Nov. 28 at ATL. It was his sixth career game with at least 20 PTS, 10 REB and 7 AST.
- Finished with a season-high 29 points on 11-17 (.647) shooting from the field, including 2-5 (.400) shooting from the three-point line, a team-high eight rebounds, three assists, three steals and one block in 36 minutes on Oct. 31 vs. TOR.
- Recorded his first double-double of the season with 15 PTS on 5-10 (.500) shooting from the field, a game-high 11 REB, 5 AST, 3 BLK and 1 STL in 30 MIN on Oct. 27 at DET.





**#22 Larry Nance Jr.**

**Forward - 6-7 - 240lbs - 01/01/1993 - Wyoming/USA**

**11th Year Pro**

**PERSONAL:** Parents are Larry Sr. and Jaynee Nance...has an older sister, Casey, who played basketball at the University of Dayton and a younger brother, Pete...Larry Sr., a three-time NBA All-Star, NBA All-Defensive First Team member and winner of the inaugural NBA Slam Dunk Contest in 1984, played 13 seasons in the NBA, including over six seasons with the Cavaliers...Nance Jr. wears his father's retired #22 jersey with the Cavs to honor him...graduated with a degree from Wyoming in criminal justice...prized possession is his Mountain West Championship ring...played for the Revere High School Minutemen in Ohio prior to Wyoming, leading his team to consecutive Suburban League Championship games his final two seasons, while being named Second Team All-Ohio, First Team All-Suburban League and First Team All-District following senior season...the two league championships were the first for Revere High School since 1976...was Revere's team MVP and left as the all-time leader in blocked shots for a career, season and game...didn't play organized basketball until he was 13...stood 5'11" and played guard as a high school freshman...diagnosed with Crohn's Disease as a sophomore in high school but has excelled despite it...looks up to former NFL quarterback David Garrard, who was diagnosed with Crohn's in 2004 while playing for the Jacksonville Jaguars...Is an avid video gamer...spends the offseason going to the beach...volunteers at local youth hospitals, sharing his story on his fight with Crohn's Disease...actively involved in Cavaliers Community appearances...winner of the first-ever B/R Kicks Community Award in 2021 for supporting locally owned businesses throughout the regular season.

	GP	GS	PPG	RPG	APG	SPG	BPG	MPG	FG%	3FG%	FT%	POST	2025-26 HIGHS	CAREER HIGHS				
2025-26	35	3	3.7	2.7	1.0	0.60	0.17	12.8	.419	.333	.462	PTS	--	15 vs. PHX 4/28/22				
Career	581	140	7.5	5.9	1.8	1.10	0.47	22.4	.535	.352	.692	FGM	--	6 at PHX 4/19/22				
POSTSEASON	POINTS	10+	20+	30+	40+	REB	10+	20+	30+	AST	10+	BLK	3+	STL	3+	DBL-DBL	TPL-DBL	
2025-26	--	--	--	--	--	--	--	--	--	--	--	--	--	--	--	--	--	--
Career	5	--	--	--	--	2	--	--	--	1	1	--	--	--	--	--	--	--
RECENT GAMES	OPPONENT	W/L	MIN	FG-A	3P-A	FT-A	OR	DR	TR	A	PF	ST	TO	BS	PTS			
5/17 at DET	W															Inactive - Injury		
5/15 vs. DET	L																	
5/13 at DET	W																	
5/11 vs. DET	W																	
5/9 vs. DET	W																	

**Injury List** — Missed 2 games due to Left Knee; Contusion (11/8, 11/10); Missed 18 games due to Right Calf; Strain (11/30, 12/1, 12/3, 12/5, 12/6, 12/12, 12/14, 12/17, 12/19, 12/22, 12/23, 12/25, 12/27, 12/29, 12/31, 1/2, 1/4, 1/6); Missed 1 game due to Illness; Illness (3/24)

**NOTES:**

**2025-26 Notes:** Appeared in 35 games (three starts) for the Cavaliers.

- Contributed 10 PTS on 5-8 (.625) shooting from the field, 3 REB and 1 STL in 21 MIN on April 6 at MEM.
- Chipped in 10 PTS (2-2 3FG) and 6 REB in 17 MIN off the bench on Oct. 22 at NYK.

**2024-25 SEASON:**

Played in 24 games (three starts) this past season with the Atlanta Hawks, averaging 8.5 points and 4.3 rebounds while shooting .447 (34-76) from the three-point line in 19.3 minutes...scored in double figures 11 times and recorded three double-doubles on the season

- Finished with a season-high 21 points, 13 rebounds, two assists, one steal and one block in 31 minutes on Dec. 19 at San Antonio.



**#9 Craig Porter Jr.**

**Guard - 6-2 - 188lbs - 02/26/2000 - Wichita State/USA**

**3rd Year Pro**

**PERSONAL:** Born Feb. 26, 2000... Son of Craig Porter Sr. and Rachel Higginbotham...has four older brothers...was a sport management major at Wichita State...his favorite NBA player growing up was Rajon Rondo...his favorite movie is Holes or Friday and he is an avid gamer...his favorite TV show is Family Guy and favorite music artist is Future.

	GP	GS	PPG	RPG	APG	SPG	BPG	MPG	FG%	3FG%	FT%	POST	2025-26 HIGHS	CAREER HIGHS				
2025-26	64	3	4.5	3.4	3.2	0.89	0.59	17.9	.450	.355	.600	PTS	2 at DET 5/17/26	4 2 times				
Career	166	10	4.6	2.4	2.4	0.57	0.41	13.9	.486	.377	.688	FGM	1 at DET 5/17/26	2 2 times				
POSTSEASON	POINTS	10+	20+	30+	40+	REB	10+	20+	30+	AST	10+	BLK	3+	STL	3+	DBL-DBL	TPL-DBL	
2025-26	--	--	--	--	--	--	--	--	--	--	--	--	--	--	--	--	--	--
Career	--	--	--	--	--	--	--	--	--	--	--	--	--	--	--	--	--	--
RECENT GAMES	OPPONENT	W/L	MIN	FG-A	3P-A	FT-A	OR	DR	TR	A	PF	ST	TO	BS	PTS			
5/17 at DET	W	4:01	1-2	0-0	0-0	0	2	2	1	0	0	0	0	0	2			
5/15 vs. DET	L	2:21	0-0	0-0	0-0	0	0	0	0	0	0	0	0	0	0			
5/13 at DET	W																	
5/11 vs. DET	W	00:19	0-0	0-0	0-0	0	0	0	0	0	0	0	1	0	0			
5/9 vs. DET	W																	

**Injury List** — Missed 3 games due to Left Hamstring; Strain (11/23, 11/24, 11/28); Missed 1 game due to Illness (12/19); Missed 1 game due to Left Knee; Soreness (1/30); Missed 7 games due to Left Groin; Strain (3/15, 3/17, 3/19, 3/21, 3/24, 3/25, 3/27)

**NOTES:**

**2025-26 Notes:** Appeared in 64 games (three starts) for Cleveland, averaging 4.5 PPG, 3.4 RPG and 3.2 APG in 17.9 MPG.

- Contributed 5 PTS, a game-high 12 AST, 4 REB, 3 STL and 1 BLK in 32 MIN off the bench on Feb. 27 at DET. His 12 AST tied his career-high and it was the 4th time in his career recording double digit assists in a game. He became just the 5th player in Cavs history with multiple games of 12+ AST off the bench (Terrell Brandon, Brevin Knight, Rajon Rondo, Matthew Dellavedova).
- Porter Jr. dished out 11 AST in the Cavs win on Jan. 16 at PHL.
- Finished with 8 PTS, 9 REB, a team-high 9 AST, a game-high 3 BLK and 2 STL in 28 MIN off the bench in his home state of Indiana against the Pacers on Jan. 6th. He is the 4th player in Cavs team history with those numbers and just the second player off the bench in NBA history (Baron Davis) to record at least 8 PTS, 9 REB, 9 AST, 3 BLK and 2 STL off the bench
- Contributed a season-high 19 PTS on 7-12 (.583) shooting from the field, including 3-3 shooting from the 3-point line, a game-high 9 AST, 4 REB, a career-high 4 BLK and 3 STL in 32 MIN off the bench on Nov. 12 at MIA. He was the FIRST player in Cavs history to finish a game with 19 PTS, 8 AST, 4 BLK and 3 STL and he was the 2nd player in NBA HISTORY to have this statline off the bench (Clifford Robinson - 22 PTS, 8 AST, 4 BLK, 3 STL on 1/20/93).

**2024-25 SEASON:**

Appeared in 51 games with Cleveland. Averaged 3.7 points and scored in double figures on six occasions during the season.

- Tallied a season-high 20 points, five assists, five rebounds and two blocked shots in 43 minutes on April 13th vs. IND.
- Contributed 16 PTS, 3 REB and 3 AST in 29 MIN on April 10 at IND.
- Recorded a season-high 16 PTS on 6-7 (.857) shooting from the field, including 3-4 shooting from the three point line in 16 minutes off the bench on Feb. 5th at Detroit.
- Finished with 15 points on 6-8 (.750) shooting from the field, including a perfect 3-3 shooting from the three point line, three rebounds and three assists in 25 minutes off the bench on Nov. 19th at Boston.





**#24 Tyrese Proctor**

**Guard - 6-4 - 185lbs - 04/01/2004 - Duke/Australia**

**Rookie**

**PERSONAL:** Son of Roderick and Melissa Proctor ... Born on Apr. 1, 2004... Has one sibling, Kaila Jones ... His father, Roderick, played college basketball at Mississippi College in Clinton, Mississippi...one of his special talents is to juggle...his favorite musical artist is Loe Shimmy...his favorite food to make is pavlova.

	GP	GS	PPG	RPG	APG	SPG	BPG	MPG	FG%	3FG%	FT%	POST	2025-26 HIGHS	CAREER HIGHS	
2025-26	50	1	5.4	1.3	1.5	0.50	0.00	10.9	.413	.351	.889	PTS	2 at TOR 4/23/26	2 at TOR 4/23/26	
Career	50	1	5.4	1.3	1.5	0.50	0.00	10.9	.413	.351	.889	FGM	--	--	
POSTSEASON	POINTS			REB		AST	BLK	STL							
	10+	20+	30+	40+	10+	20+	10+	3+	3+	DBL-DBL	TPL-DBL				
2025-26	--	--	--	--	--	--	--	--	--	--	--				
Career	--	--	--	--	--	--	--	--	--	--	--				
RECENT GAMES	OPPONENT	W/L	MIN	FG-A	3P-A	FT-A	OR	DR	TR	A	PF	ST	TO	BS	PTS
	5/17 at DET	W													
	5/15 vs. DET	L													
	5/13 at DET	W													
	5/11 vs. DET	W	00:19	0-0	0-0	0-0	0	0	0	0	0	0	1	0	0
	5/9 vs. DET	W													

**Injury List** — Missed 8 games due to Right Quadriceps; Strain (3/8, 3/9, 3/11, 3/13, 3/15, 3/17, 3/19, 3/21)  
**I - P** — 2 on the season.

**NOTES:**

**2025-26 Notes:** Saw action in 50 games (one start) during his rookie season, averaging 5.4 PPG in 10.9 MPG.

- Contributed 15 PTS on 5-8 (.625) shooting from the field, 4 AST and 1 STL in 12 MIN off the bench on April 10 at ATL. He scored all 15 of his PTS in the 4th quarter, tying his most PTS scored in a single quarter in his career.
- Chipped in 12 PTS on a perfect 4-4 shooting from the field (2-2 3FG) in 10 minutes of play off the bench on Jan. 24 at ORL.
- Finished with 16 PTS (3 3FGM), a career-high 6 REB, 3 AST and 1 STL in a career-high 27 MIN in **his first career start in the NBA on Dec. 19 vs. CHI.**
- Tallied 11 points, including 2-5 (.400) shooting from the three-point line, three rebounds and three assists in 17 minutes off the bench on Nov. 23 vs. LAC.
- Finished with a career-high 17 PTS, including 5-6 (.833) shooting from the 3-point line and 3 AST in 19 MIN off the bench on Nov. 7 at WAS. **He is the first rookie in Cavs history to make at least 5 3-pointers in a game in fewer than 20 minutes played. He is also the 18th rookie in NBA history to make at least 5 3-pointers in any single quarter.**

**2024-25 SEASON:**

Appeared in 38 games (all starts) for Duke, averaging 12.4 points, 2.2 assists and 3.0 rebounds in 29.9 minutes while shooting .405 from the three-point line...he ranked fourth in the ACC in three-point percentage (.405) and three-point field goals made per game (2.34) while also ranking fourth in program history (25th in NCAA Division I) in assist-turnover ratio (2.33). Proctor also led Duke to its 23rd ACC Tournament championship, contributing 19 points on a career-high six three-pointers made in the game and was named a 2024-25 All-ACC Third Team selection and ACC All-Tournament Second Team pick. Scored in double figures in 26 games as well as 20+ points on four occasions. Scored a season-high 25 points on 9-10 (.900) shooting from the field, including 7-8 (.875) shooting from the three-point line in 31 minutes on Mar 23 vs Baylor.



**#33 Olivier Sarr**

**Center - 6-10 - 240lbs - 02/20/1999 - Kentucky/France**

**4th Year Pro**

**PERSONAL:** Parents are Massar and Marie Sarr ... Has one brother, Alexandre Sarr who currently plays for the Washington Wizards ... Major in communications in college ... Favorite basketball player is Hakeem Olajuwon ... Hobbies away from basketball include fishing, yoga, playing cards, reading, cooking and visiting with family and friends in France ... Also played soccer growing up ... Considers his fishing rod to be his most prized possession ... Can play the clarinet.

	GP	GS	PPG	RPG	APG	SPG	BPG	MPG	FG%	3FG%	FT%	POST	2025-26 HIGHS	CAREER HIGHS	
2025-26	4	0	3.5	2.8	1.3	0.50	0.75	9.8	.714	.667	.400	PTS	--	--	
Career	50	3	4.7	3.4	0.6	0.18	0.60	13.4	.567	.391	.732	FGM	--	--	
POSTSEASON	POINTS			REB		AST	BLK	STL							
	10+	20+	30+	40+	10+	20+	10+	3+	3+	DBL-DBL	TPL-DBL				
2025-26	--	--	--	--	--	--	--	--	--	--	--				
Career	--	--	--	--	--	--	--	--	--	--	--				
RECENT GAMES	OPPONENT	W/L	MIN	FG-A	3P-A	FT-A	OR	DR	TR	A	PF	ST	TO	BS	PTS
	4/20 vs. TOR	W													

**I - GLTW** — 12 on the season.

**NOTES:**

**2025-26 Notes:** Appeared in 4 games for the Cavaliers.

- Signed a Two-Way contract with the Cavaliers on March 4th, 2026.
- Prior to signing the Two-Way contract, had appeared in 39 games (38 starts) in the NBA G League for Raptors 905, averaging 11.2 points, 7.1 rebounds, 1.6 assists and 1.30 blocks in 23.7 minutes.

**2024-25 SEASON:**

Missed the 2024-25 season due to a ruptured achilles.



**#8 Dennis Schröder**

**Guard - 6-1 - 175lbs - 09/15/1993 - SG Braunschweig/Germany 13th Year Pro**

**PERSONAL:** Mother is Gambian and late father was German... Has two brothers and two sisters... Is an owner of his former German basketball club, Basketball Löwen Braunschweig... Played soccer and skateboarded until learning basketball at age 11... Played in a soccer match with FC Germania Bleckenstedt, a sixth division club in Germany, in 2024... Says if he wasn't playing basketball, he would be working in the fashion industry.

	GP	GS	PPG	RPG	APG	SPG	BPG	MPG	FG%	3FG%	FT%	POST	2025-26 HIGHS	CAREER HIGHS	
2025-26	70	17	10.8	2.7	4.9	0.79	0.16	24.2	.405	.329	.834	PTS	19 vs. TOR 4/29/26	30 vs. HOU 8/24/20	
Career	912	441	13.7	2.9	4.9	0.82	0.14	27.1	.430	.341	.836	FGM	7 vs. TOR 4/29/26	10 6 times	
POSTSEASON	POINTS			REB			AST	BLK	STL						
	10+	20+	30+	40+	10+	20+	10+	3+	3+	DBL-DBL	TPL-DBL				
2025-26	2	--	--	--	--	--	--	--	--	--	--				
Career	42	14	1	--	--	--	2	--	2	2	--				
RECENT GAMES	OPPONENT	W/L	MIN	FG-A	3P-A	FT-A	OR	DR	TR	A	PF	ST	TO	BS	PTS
	5/17 at DET	W	18:16	1-1	0-0	0-0	1	2	3	3	1	1	2	0	2
	5/15 vs. DET	L	15:19	0-4	0-1	0-0	0	2	2	3	2	0	3	0	0
	5/13 at DET	W	17:14	1-4	0-1	3-5	0	0	0	5	1	0	2	0	5
	5/11 vs. DET	W	19:51	3-4	1-2	0-0	0	2	2	0	3	1	1	0	7
	5/9 vs. DET	W	22:19	4-5	3-3	0-0	0	1	1	2	0	0	2	2	11
<b>Injury List</b> — Missed 2 games due to Right Hip; Soreness (11/26, 11/28); Missed 5 games due to Right Hip Flexor; Strain (11/30, 12/3, 12/6, 12/8, 12/11)															
I - T — 1 on the season.; DND - R — 1 on the season.															

**NOTES:**

**2026 NBA PLAYOFFS:**

- Recorded 11 points on 4-5 (.800) shooting from the field, including a perfect 3-3 shooting from the 3-point line, two assists and two blocks in 22 minutes off the bench in Game 3 vs. DET on May 9th in Cleveland.
- Finished with 19 points (11 in 4Q) on 7-11 (.636) shooting from the field, including 3-6 (.500) shooting from the 3-point line and two assists in 21 minutes off the bench, leading all reserves in scoring in the game in Game 5 vs TOR on April 29th. It was the 41st postseason game of his career scoring in double figures.

**2025-26 Notes:** Played in 70 games (17 starts) this season for the Kings (40 games, 14 starts) and Cavaliers (30 games, three starts). He averaged 10.8 PPG, 4.9 APG and 2.7 RPG in 24.2 MPG. With the Cavaliers, his averages were 8.2 PPG, 4.3 APG and 2.2 RPG in 21.4 MPG.

- Finished with his 3rd double-double of the season (first as a Cavalier) with a team-high tying 22 PTS on 8-12 (.667) shooting from the field, a game-high 11 AST, and 4 REB in 29 MIN on April 6 at MEM.
- Recorded 26 PTS on 8-14 (.571) shooting from the field, including 3-6 (.500) shooting from the 3-point line, 5 AST and 1 STL in 35 MIN. It was his first 20-point game as a member of the Cavaliers.
- Contributed 11 PTS (most in the game by a Cavs bench player), 6 AST and 3 STL in 19 MIN off the bench in **his Cavaliers debut** on Feb. 4 at LAC
- Acquired by Cleveland from Sacramento in a three-team trade on February 1st.
- Recorded a season-high 27 PTS, 4 REB, 2 AST and 1 STL in 31 MIN on Jan. 29 at PHI.
- Has recorded two double-doubles on the season, including 18 PTS and 12 AST on Oct. 26 vs. LAL and 24 PTS and 10 AST on Dec. 21 vs. HOU.
- Chipped in 24 PTS on 7-13 (.538) shooting from the field, including 3-5 (.600) shooting from the 3-point line, 7 AST and 2 STL in 37 MIN in a win at MIL on Nov. 1.

**2024-25 SEASON:**

Appeared in 75 games (49 starts) across three teams (Brooklyn, Golden State and Detroit) last season... Averaged 13.1 points (.406 FG%, .342 3pt%, .838 FT%), 2.6 rebounds, 5.4 assists and 0.9 steals in 28.0 minutes... Scored in double figures in 47 games, including 20+ points in 14 games and 30+ points in three games... Dished out 10+ assists in seven games.





#2 Max Strus

Guard/Forward - 6-5 - 225lbs - 03/28/1996 - DePaul/USA 7th Year Pro

**PERSONAL:** Full name is Max Tanner Strus...is the son of John and Debbie Strus... has an older brother, Marty, and an older sister, Maggie...his mother played basketball and volleyball at DePaul and was inducted into the Athletics Hall of Fame in 2000...his father was a pitcher at Eastern Illinois University...his brother played basketball at Lewis University and his sister played volleyball at the University of Illinois, Chicago...his cousin, Katie Reilly played volleyball for four years at Wichita State and beach volleyball for one season at South Carolina...his cousin, Stacey Reilly, played volleyball at Louisiana University...his cousin, Clark Brinkman, played baseball at Creighton and was drafted by the Detroit Tigers in the 32nd round of the 2018 Major League Baseball Amateur Draft...graduated DePaul with a degree in Business Administration and started his masters in sports management...chose his major because he wanted to work in the business side of sports when he was done playing...in his free time he enjoys being outside playing catch or playing golf...his favorite sport other than basketball is baseball where he's a big Chicago White Sox fan...threw out the first pitch prior to the A's-White Sox game on Aug. 18, 2021 at Guaranteed Rate Field...hosted his first Max Strus Basketball Camp at his high school in the summer of 2022 with all the proceeds going to the Weish4Ever Foundation where he is very close with the family...their foundation provides financial support for families with children and young adults battling cancer...wears size 14 sneakers.

	GP	GS	PPG	RPG	APG	SPG	BPG	MPG	FG%	3FG%	FT%	POST	2025-26 HIGHS	CAREER HIGHS	
2025-26	12	5	11.2	5.4	2.0	0.25	0.00	24.0	.443	.402	.778	PTS	24 vs. TOR 4/18/26	24 vs. TOR 4/18/26	
Career	321	161	10.4	3.5	2.3	0.54	0.22	25.5	.427	.370	.811	FGM	8 vs. TOR 4/18/26	8 3 times	
POSTSEASON	POINTS				REB		AST	BLK	STL						
	10+	20+	30+	40+	10+	20+	10+	3+	3+	DBL-DBL	TPL-DBL				
2025-26	5	2	--	--	--	--	--	--	1	--	--				
Career	37	6	--	--	2	--	--	--	2	2	--				
RECENT GAMES	OPPONENT	W/L	MIN	FG-A	3P-A	FT-A	OR	DR	TR	A	PF	ST	TO	BS	PTS
	5/17 at DET	W	27:37	3-7	1-5	2-2	1	2	3	2	2	3	0	0	9
	5/15 vs. DET	L	29:41	2-9	2-7	0-0	3	5	8	0	3	0	1	0	6
	5/13 at DET	W	36:14	6-8	6-8	2-2	2	6	8	1	3	1	0	1	20
	5/11 vs. DET	W	26:59	2-7	1-6	0-0	2	2	4	2	3	2	2	0	5
	5/9 vs. DET	W	26:22	3-7	1-4	0-0	0	5	5	2	5	1	2	0	7
	5/7 at DET	W	26:22	3-7	1-4	0-0	0	5	5	2	5	1	2	0	7
	5/1 vs. DET	W	26:59	2-7	1-6	0-0	2	2	4	2	3	2	2	0	5
	5/9 vs. DET	W	26:22	3-7	1-4	0-0	0	5	5	2	5	1	2	0	7

**Injury List** — Missed 67 games due to Left Foot; Surgery - Jones Fracture (10/22, 10/24, 10/26, 10/27, 10/29, 10/31, 11/2, 11/5, 11/7, 11/8, 11/10, 11/12, 11/13, 11/15, 11/17, 11/19, 11/21, 11/23, 11/24, 11/28, 11/30, 12/1, 12/3, 12/5, 12/6, 12/12, 12/14, 12/17, 12/19, 12/22, 12/23, 12/25, 12/27, 12/29, 12/31, 1/2, 1/4, 1/6, 1/8, 1/10, 1/12, 1/14, 1/16, 1/19, 1/21, 1/23, 1/24, 1/26, 1/28, 1/30, 2/1, 2/4, 2/7, 2/9, 2/11, 2/19, 2/20, 2/22, 2/24, 2/25, 2/27, 3/1, 3/3, 3/8, 3/9, 3/11, 3/13); Missed 1 game due to Left Foot; Injury Mangement (3/25); Missed 2 games due to Left Foot; Injury Management (3/30, 4/6)

NOTES:

2026 NBA PLAYOFFS:

- Recorded 19 PTS on 7-13 (.538) shooting from the field, including 4-8 (.500) shooting from beyond the arc, 5 REB and 1 STL in 28 MIN off the bench in Game 1 at DET on May 5th.
- Contributed 12 points, eight rebounds, five assists, two steals and one block in 31 minutes off the bench in Game 7 vs. TOR on May 3rd. He finished with a +20 +/- in the win.
- Recorded 15 PTS, including 4-8 (.500) shooting from beyond the arc, 6 REB, 3 AST and 1 STL in 26 MIN off the bench in Game 3 at TOR on April 23rd.
- With his first three-pointer of the Game 2 vs. TOR on April 20, Strus (57 3FGM) passed Mo Williams (55 3FGM) and tied Mark Price and Iman Shumpert (56 3FGM) for the 8<sup>th</sup>-most three-pointers made by a Cavalier in postseason history. With his second triple of the game, Strus tied Daniel Gibson (57 3FGM) for the 7<sup>th</sup>-most three-pointers made by a Cavalier in the postseason.
- Finished with 24 points on 8-10 (.800) shooting from the field, including 4-6 (.667) shooting from the three-point line and three rebounds in 24 minutes off the bench in the Game 1 win over TOR on April 18th. His 24 points is his new postseason career-high for points. It was also Strus' 5<sup>th</sup>-time in his postseason career with at least 20 points. He became the 10th player in Cavs postseason history to score at least 24 points off the bench and first player with at least 20 PTS off the bench on .800+ FG% in a playoff game.

**2025-26 Notes:** Appeared in 12 games (five starts) this season for the Cavs after missing the first 67 games of the season due to injury. He averaged 11.2 PPG, 5.4 RPG and 2.0 APG in 24.0 MPG.

- Finished with 24 PTS on 9-14 (.643) shooting from the field, including 6-10 (.600) shooting from the 3-point line, 5 REB and 2 AST in 28 MIN on April 2nd at GSW.
- Tallied a game-high 29 PTS on 10-14 (.714) shooting from the field, including 8-11 (.727) shooting from the 3-point line and 8 REB in 28 MIN off the bench on March 27 vs. MIA. His 29 PTS was his highest scoring effort in his Cavaliers career and the 3rd-highest scoring output of his NBA career. It was also the 4th time in his career making at least 8 triples in a game and the 2nd time this season
- Recorded 24 PTS on 7-9 (.778) shooting from the field, including 6-7 (.857) shooting from the 3-point line and 8 REB in 23 MIN off the bench on March 15 vs. DAL. This was his season debut, missing the first 67 games of the season due to a Jones Fracture in his left foot. Strus scored 16 of his PTS in the 1st half and became the first player since 1997-98 to score 15+ PTS in the 1st half of a season debut after not playing in the first 60+ games of a teams season. His 24 PTS off the bench was the 2nd-highest scoring game of a Cavs reserve this season (De'Andre Hunter scored 27 PTS off the bench on Dec. 22 vs. CHA).

2024-25 SEASON:

Appeared in 50 games (37 starts) with Cleveland.

- Averaged 9.4 points, 4.3 rebounds and 3.2 assists in 25.5 minutes.
- Scored 10+ points in 23 games and 20+ points on one occasion.
- Finished the season as the only player in the Eastern Conference to average 20.0+ PPG, 6.0+ RPG, 1.0 SPG and .400+ 3FG%.
- Recorded a season-high 24 PTS on 8-12 (.667) shooting from the field, including 5-8 (.625) shooting from the 3-point line and 4 REB in 26 minutes on March 18 at L.A. Clippers.
- Chipped in 13 points, including 4-7 (.571) shooting from the 3-point line, four rebounds, four assists, one steal and one block in 22 minutes off the bench on Jan. 14 at IND.
- Recorded a season-high 17 PTS, including 5-6 (.833) shooting from the 3-point line, 5 AST and 3 REB in 26 MIN off the bench on Jan. 8 vs. OKC. It was his highest career FG% in a game with 6+ FGM
- Contributed a season-high 15 PTS, including 4-8 (.500) shooting from the three-point line, 4 AST, 3 REB and 2 BLK in 27 MIN off the bench on Dec. 31 at LAL
- Made his season debut on Dec. 20 vs. MIL after missing the first 27 games of the season due to injury. Recorded 9 PTS on three made three-pointers in 19 MIN off the bench.







#20 Jaylon Tyson

Guard - 6-6 - 224lbs - 12/02/2002 - California/USA

2nd Year Pro

**PERSONAL:** Son of John Tyson and Sandra Brown...has two brothers, Jordyn and Berron...his brother, Jordyn is a wide receiver at Arizona State and his brother, Berron played football at South Alabama...he graduated from John Paul II High School in Plano, Texas where he helped lead the school to its first ever TAPPS class 6A state championship during his junior season...played for 2x NBA Champion Mark Madsen at University of California...his favorite food is sweet potato fries.

	GP	GS	PPG	RPG	APG	SPG	BPG	MPG	FG%	3FG%	FT%	POST	2025-26 HIGHS	CAREER HIGHS		
2025-26	66	42	13.2	5.1	2.2	0.82	0.42	26.9	.493	.446	.738	PTS	13 at TOR 4/23/26	13 at TOR 4/23/26		
Career	113	45	9.2	3.8	1.7	0.59	0.27	19.7	.481	.430	.748	FGM	5 at TOR 4/23/26	5 at TOR 4/23/26		
POSTSEASON	POINTS	10+	20+	30+	40+	REB	10+	20+	AST	10+	BLK	3+	STL	3+	DBL-DBL	TPL-DBL
2025-26	1	--	--	--	--	--	--	--	--	--	--	--	--	--	--	--
Career	2	--	--	--	--	--	--	--	--	--	--	--	--	--	--	--
RECENT GAMES	OPPONENT	W/L	MIN	FG-A	3P-A	FT-A	OR	DR	TR	A	PF	ST	TO	BS	PTS	
	5/17 at DET	W	4:01	0-1	0-1	0-0	0	0	0	0	0	0	0	0	0	
	5/15 vs. DET	L	2:21	1-1	0-0	0-0	0	0	0	0	1	0	0	0	2	
	5/13 at DET	W	3:05	0-1	0-0	0-0	0	0	0	0	0	0	1	0	0	
	5/11 vs. DET	W	7:32	0-1	0-1	1-2	1	2	3	0	0	0	0	0	1	
	5/9 vs. DET	W	14:23	1-3	1-3	0-0	0	2	2	2	0	0	1	1	3	

**Injury List** — Missed 5 games due to Head; Concussion (11/12, 11/13, 11/15, 11/17, 11/19); Missed 2 games due to Left Ankle; Soreness (3/15, 3/17); Missed 1 game due to Left Great Toe; Sprain (3/21); Missed 9 games due to Left Great Toe; Bone Bruise (3/24, 3/25, 3/27, 3/30, 3/31, 4/2, 4/5, 4/6, 4/8)

NOTES:

2026 NBA PLAYOFFS:

Chipped in 13 PTS on 5-9 (.556) shooting from the field, including 3-6 (.500) shooting from beyond the arc, 4 AST, 2 REB and 1 STL in 16 MIN off the bench in Game 3 at TOR on April 23rd. It was his 2nd career postseason game scoring in double figures (11 PTS on May 11, 2025 at IND). **Special Note:** On April 23rd, 2026 Jaylon's brother Jordyn Tyson was drafted No. 8 overall in the First Round of the NFL Draft by the New Orleans Saints. They became the first siblings ever drafted in the 1st round in 2 different pro sports.

**2025-26 Notes:** Saw action in 66 games (42 starts) for Cleveland, averaging career-highs in points (13.2 PPG), rebounds (5.1 RPG), assists (2.2 APG) and steals (0.82 SPG) in a career-high 26.9 MPG. He finished the season shooting 133-298 (.446) from the 3-point line, marking the 4th-best 3FG% in the NBA.

Finished with a CAREER-HIGH 39 PTS on 13-17 (.765) shooting from the field, including 7-9 (.778) shooting from the 3-point line, 5 REB and 4 AST in 38 MIN on Jan. 16 at PHI. It was his 2nd career 30-point game and his 7 made 3FG was a career-high. Tyson was the first Cavs player to score 39+ PTS on 17 or fewer FGA since Kevin Love on Feb. 6, 2017 (39 PTS, 11-17 FG). He also became the 8th-youngest player in Cavs history to score at least 39 PTS in a game (23y-045d).

Recorded his 4th double-double of the season (5th of his career) with a team-high 23 PTS on 10-20 (.500) shooting from the field, a career-high 15 REB (8 OREB), 1 STL and 1 BLK in 30 MIN off the bench on Dec. 27 at HOU. His 8 offensive rebounds are tied for the most OREB by a Cavalier this season. His 5 OREB in the 4th quarter were also the most OREB in a quarter by a Cavs player since Jarrett Allen (5 OREB) on 1/9/25 vs. TOR.

Finished with 21 PTS on 8-10 (.800) shooting from the field, 3 AST, 2 REB, 1 STL and 1 BLK in 33 MIN on Dec. 17 at CHI. It was his 3rd game of the season with at least 20 PTS.

Contributed his third double-double of the season (fourth in his career) with 16 points, including 2-4 (.500) shooting from the three-point line, a career-high 13 rebounds and one steal in 35 minutes off the bench on Dec. 14 vs. CHA.

Finished with 24 PTS on 11-15 (.733) shooting from the field, 6 REB, 2 AST and 2 BLK in 32 MIN on Dec. 5 vs. San Antonio. Over his 3 game span from Dec. 1-5, Tyson shot 27-37 (.729) from the field becoming just the 3rd Cavs player ever to shoot .725+ FG% over a 3 game span on 37+ attempts (LeBron James, Mark Price).

Finished with his second career double-double with a season-high 27 PTS on 10-13 (.769) shooting from the field, including 4-5 (.800) shooting from the 3-point line, a game-high 11 REB, 4 AST and 1 STL in 31 MIN on Dec. 1 at IND.

Recorded 14 points on 6-7 (.857) shooting from the field, including 2-3 (.667) shooting from the three-point line, eight rebounds and three assists in 27 minutes on Nov. 21 vs. IND. He made his first 6 shots to start the game in the win.

Tallied 17 PTS on 6-10 (.600) shooting from the field, including 3-4 (.750) shooting from the 3-point line, 7 REB, 3 AST, 2 STL and 2 BLK in 31 MIN on Nov. 8 vs. CHI

Finished with 18 points, including 5-11 (.455) shooting from the three-point line, three rebounds and two assists in 25 minutes on Nov. 2 vs. ATL. His five made triples were a career-high for three-pointers made.

Contributed 18 points on 7-14 (.500) including 4-8 (.500) shooting from the three-point line, four rebounds, four assists and a career-high three blocks in 33 minutes on Oct. 31 vs. TOR.

Chipped in a team-high 19 PTS on 8-11 (.727) shooting from the field, 5 REB and a career-high tying 3 STL in 27 MIN on Oct. 29 at BOS. It was the fourth multi-steal game of his career and second-highest career scoring total (31 PTS on April 13, 2025 vs. IND).

2024-25 SEASON:

Appeared in 47 games (three starts) for Cleveland, averaging 3.6 points and 2.0 rebounds in 9.6 minutes. Scored in double figures four times during the season.

Finished with a career-high 31 points, seven rebounds, four assists, three steals and one block in 46 minutes on April 13 vs. IND.

Recorded his first career double-double with 16 points on 7-12 (.583) shooting from the field, a career-high and game-high tying 11 rebounds, a career-high seven assists and two steals in 37 minutes of play in his first career NBA start on Nov. 20 vs. NOP. With his first career NBA start, Tyson became the first Cavs rookie to tally at least 16 points, 11 rebounds, seven assists and 2 steals in a single game since Brad Daugherty on 4/7/87 (20 PTS, 11 REB, 7 AST, 2 STL vs. Boston).







## BY CAVALIERS

## BY OPPONENT

## AN INDIVIDUAL...

31 PTS, Donovan Mitchell: (CLE W, 122-116) vs. Atlanta, 04/08/26	Scored 30+ points	42 PTS, Luka Dončić: (CLE L, 113-127) @ LA Lakers, 03/31/26
42 PTS, Donovan Mitchell: (CLE W, 136-131) vs. Orlando, 03/24/26	Scored 40+ points	42 PTS, Luka Dončić: (CLE L, 113-127) @ LA Lakers, 03/31/26
71 PTS, Donovan Mitchell: (CLE W, 145-134 (OT)) vs. Chicago, 01/02/23	Scored 50+ points	50 PTS, Damian Lillard: (CLE W, 119-113) @ Portland, 01/12/23
19 REB, Evan Mobley: (CLE W, 122-116) vs. Atlanta, 04/08/26	Had 15+ Rebounds	16 REB, Bam Adebayo: (CLE W, 149-128) vs. Miami, 03/27/26
20 REB, Tristan Thompson: (CLE L, 118-126 (2OT)) vs. Indiana, 04/13/25	Had 20+ Rebounds	20 REB, Kel'el Ware: (CLE L, 138-140 (OT)) @ Miami, 11/10/25
25 REB, Anderson Varejão: (CLE W, 87-81 (OT)) vs. Orlando, 01/02/14	Had 25+ Rebounds	26 REB, Andre Drummond: (CLE L, 123-132 (2OT)) @ Chicago, 02/28/24
15 AST, Caris LeVert: (CLE L, 123-132 (2OT)) @ Chicago, 02/28/24	Had 15+ assists	19 AST, Josh Giddey: (CLE W, 115-110) @ Chicago, 03/19/26
22 AST, Andre Miller: (CLE L, 91-94) vs. Philadelphia, 12/15/01	Had 20+ assists	22 AST, Trae Young: (CLE L, 124-135) vs. Atlanta, 11/27/24
5 BLK, Keon Ellis: (CLE W, 106-102) @ Brooklyn, 03/01/26	Had 5+ Blocks	5 BLK, Scottie Barnes: (CLE L, 113-126) vs. Toronto, 11/13/25
11 BLK, Larry Nance: (CLE W, 104-96) vs. New York, 01/07/89	Had 10+ Blocks	10 BLK, Calvin Booth: (CLE W, 104-96) @ Oklahoma City, 01/13/04
5 STL, Craig Porter Jr.: (CLE W, 130-111) @ Portland, 02/01/26	Had 5+ Steals	5 STL, P.J. Washington Jr.: (CLE L, 120-130) vs. Dallas, 03/15/26
12 FGM, Donovan Mitchell: (CLE W, 122-116) vs. Atlanta, 04/08/26	Made 10+ Field Goals	11 FGM, CJ McCollum: (CLE L, 102-124) @ Atlanta, 04/10/26
16 FGM, Donovan Mitchell: (CLE W, 117-108) vs. Indiana, 04/05/26	Made 15+ Field Goals	15 FGM, Payton Pritchard: (CLE L, 115-117) vs. Boston, 11/30/25
22 FGM, Donovan Mitchell: (CLE W, 145-134 (OT)) vs. Chicago, 01/02/23	Made 20+ Field Goals	21 FGM, Jamal Murray: (CLE L, 103-120) vs. Denver, 02/19/21
8 3FGM, Max Strus: (CLE W, 149-128) vs. Miami, 03/27/26	Made 7+ 3-Pointers	7 3FGM, Kon Knueppel: (CLE W, 118-113) @ Charlotte, 02/20/26
10 3FGM, James Harden: (CLE W, 122-116) vs. Atlanta, 04/08/26	10+ 3-Pointer Attempts	10 3FGM, Justin Champagnie: (CLE W, 130-117) vs. Washington, 04/12/26
15 FTM, Donovan Mitchell: (CLE L, 113-126) vs. Toronto, 11/13/25	Made 15+ Free Throws	16 FTM, Deni Avdija: (CLE L, 110-122) vs. Portland, 12/03/25
20 FTM, Donovan Mitchell: (CLE W, 145-134 (OT)) vs. Chicago, 01/02/23	Made 20+ Free Throws	23 FTM, Dwyane Wade: (CLE L, 89-92) @ Miami, 02/01/07
5 FB, Donovan Mitchell: (CLE W, 117-108) vs. Indiana, 04/05/26	Made 5+ Fast Breaks	5 FB, Immanuel Quickley: (CLE L, 113-126) vs. Toronto, 11/13/25
* Never Has Happened *	10+ Fast Break Attempts	* Never Has Happened *
7 TO, Tyrese Proctor: (CLE W, 130-117) vs. Washington, 04/12/26	5+ Turnovers	5 TO, Jalen Johnson: (CLE L, 102-124) @ Atlanta, 04/10/26
10 FD, Donovan Mitchell: (CLE W, 119-117) @ Denver, 02/09/26	10+ Fouls Drawn	12 FD, Jaylen Brown: (CLE L, 115-117) vs. Boston, 11/30/25
209.1 OR, Dean Wade: (CLE L, 106-112) vs. Boston, 03/04/20	200+ Offensive Rating	218.0 OR, Tony Bradley: (CLE L, 113-126) vs. Utah, 03/02/20
* Never Has Happened *	200+ Defensive Rating	* Never Has Happened *
15 FGM/10 FGM, Evan Mobley/Donovan Mitchell: (CLE W, 122-113) @ Utah, 03/30/26	Two Players with 10+ Field Goals Made	11 FGM/10 FGM, Jonathan Kuminga/Nickel Alexander-Walker: (CLE W, 122-116) vs. Atlanta, 04/08/26
5 3FGM/5 3FGM, Keon Ellis/James Harden: (CLE L, 122-128) @ Orlando, 03/11/26	Two Players with 5+ 3-Pointers Made	6 3FGM/6 3FGM/5 3FGM, Adama Bal/Dariq Whitehead/Lucas Williamson: (CLE W, 142-126) @ Memphis, 04/06/26
14 PTS, 10 REB, 11 AST, Max Strus: (CLE L, 110-120) vs. Charlotte, 04/14/24	Had a triple-double	13 PTS, 10 REB, 12 AST, Dyson Daniels: (CLE L, 102-124) @ Atlanta, 04/10/26
25 PTS, 20 REB, Jarrett Allen: (CLE L, 104-107) vs. Miami, 03/20/24	Had a 20/20 game	28 PTS, 20 REB, Ivica Zubac: (CLE L, 119-132) @ LA Clippers, 03/18/25
2nd period, James Harden: (CLE W, 117-108) vs. Indiana, 04/05/26	Had a four-point play	4th period, Jerami Grant: (CLE W, 130-111) @ Portland, 02/01/26

## A TEAM...

130 PTS, (CLE W, 130-117) vs. Washington, 04/12/26	Scored 120+ points	124 PTS, (CLE L, 102-124) @ Atlanta, 04/10/26
130 PTS, (CLE W, 130-117) vs. Washington, 04/12/26	Scored 130+ points	131 PTS, (CLE W, 136-131) vs. Orlando, 03/24/26
142 PTS, (CLE W, 142-126) @ Memphis, 04/06/26	Scored 140+ points	140 PTS, (CLE L, 138-140 (OT)) @ Miami, 11/10/25
154 PTS, (CLE W, 154-153 (4OT)) vs. LA Lakers, 01/29/80	Scored 150+ points	153 PTS, (CLE W, 154-153 (4OT)) vs. LA Lakers, 01/29/80
.605 (49-81), (CLE W, 136-131) vs. Orlando, 03/24/26	Shot .600+ from the field	.616 (53-86), (CLE L, 115-135) vs. Toronto, 04/10/21
21 PTS, (CLE W, 149-128) vs. Miami, 03/27/26	Won by 20+ points	22 PTS, (CLE L, 102-124) @ Atlanta, 04/10/26
33 PTS, (CLE W, 138-105) @ Dallas, 03/13/26	Won by 30+ points	32 PTS, (CLE L, 104-136) vs. Oklahoma City, 01/19/26
43 PTS, (CLE W, 110-67) vs. Philadelphia, 01/15/94	Won by 40+ points	41 PTS, (CLE L, 92-133) vs. LA Clippers, 02/09/20
68 PTS, (CLE W, 148-80) vs. Miami, 12/17/91	Won by 50+ points	55 PTS, (CLE L, 57-112) @ LA Lakers, 01/11/11
62 REB, (CLE W, 130-117) vs. Washington, 04/12/26	Had 60+ rebounds	67 REB, (CLE L, 119-122 (OT)) @ Detroit, 02/27/26
36 AST, (CLE W, 142-126) @ Memphis, 04/06/26	Had 35+ assists	35 AST, (CLE L, 120-130) vs. Dallas, 03/15/26
41 AST, (CLE W, 130-111) @ Portland, 02/01/26	Had 40+ assists	43 AST, (CLE L, 94-141) @ Philadelphia, 12/07/19
52 FGM, (CLE W, 142-126) @ Memphis, 04/06/26	Made 50+ field goals	50 FGM, (CLE L, 104-136) vs. Oklahoma City, 01/19/26
20 3FGM, (CLE W, 133-107) @ Philadelphia, 01/14/26	Made 20+ 3-pointers	29 3FGM, (CLE W, 142-126) @ Memphis, 04/06/26



43 FTM, (CLE W, 118-117) @ Charlotte, 03/07/25	<b>Made 35+ free throws</b>	35 FTM, (CLE W, 136-131) vs. Orlando, 03/24/26
1st OT, (CLE W, 133-129 (OT)) vs. Portland, 03/02/25	<b>Overtime Win</b>	1st OT, (CLE L, 119-122 (OT)) @ Detroit, 02/27/26
2nd OT, (CLE W, 132-122 (2OT)) vs. Charlotte, 11/18/22	<b>Double-Overtime Win</b>	2nd OT, (CLE L, 118-126 (2OT)) vs. Indiana, 04/13/25
* Never Has Happened *	<b>Triple-Overtime Win</b>	3rd OT, (CLE L, 139-148 (3OT)) vs. Brooklyn, 02/13/19
4th OT, (CLE W, 154-153 (4OT)) vs. LA Lakers, 01/29/80	<b>Quadruple-Overtime Win</b>	4th OT, (CLE L, 129-131 (4OT)) vs. Portland, 10/18/74

**THE CAVALIERS (SINGLE-SEASON)...**

2/1/2026 — 2/20/2026 (7)	<b>Won 5 straight</b>	--
2/5/2025 — 3/14/2025 (16)	<b>Won 10 straight</b>	--
3/27/2026 — 5/11/2026 (10)	<b>Won 5 straight at home</b>	--
3/27/2026 — 5/11/2026 (10)	<b>Won 10 straight at home</b>	--
1/19/2015 — 4/5/2015 (18)	<b>Won 15 straight at home</b>	--
3/13/2026 — 3/30/2026 (5)	<b>Won 5 straight on road</b>	--
1/29/2025 — 3/14/2025 (11)	<b>Won 10 straight on road</b>	--
* Never Has Happened *	<b>Won 15 straight on road</b>	--
5/11/2025 — 10/12/2025 (5)	<b>Lost 5 straight</b>	--
4/23/2021 — 5/10/2021 (11)	<b>Lost 10 straight</b>	--
4/28/2021 — 5/10/2021 (7)	<b>Lost 5 straight at home</b>	--
4/10/2026 — 5/7/2026 (6)	<b>Lost 5 straight on road</b>	--



CAVALIERS RECORD WHEN...	OVERALL	HOME	ROAD
Outrebounding opponent	3-2	2-0	1-2
Outrebounded by opponent	5-4	4-1	1-3
Tied in Rebounding	0-0	0-0	0-0
Shooting better than opponent	7-2	5-0	2-2
Shooting worse than opponent	1-4	1-1	0-3
Shooting same than opponent	0-0	0-0	0-0
More FTM than opponent	5-3	3-1	2-2
Less FTM than opponent	1-2	1-0	0-2
Same FTM than opponent	2-1	2-0	0-1
More 3FGM than opponent	7-2	6-0	1-2
Less 3FGM than opponent	1-3	0-1	1-2
Same 3FGM than opponent	0-1	0-0	0-1
More assists than opponent	1-0	0-0	1-0
Less assists than opponent	6-5	5-1	1-4
Same assists than opponent	1-1	1-0	0-1
More turnovers than opponent	2-6	1-1	1-5
Less turnovers than opponent	4-0	3-0	1-0
Same turnovers than opponent	2-0	2-0	0-0
Bench outscores opponent bench	4-2	3-0	1-2
Opponent bench outscores CLE	3-4	2-1	1-3
Bench scoring equal	1-0	1-0	0-0
Scoring less than 80 points	0-0	0-0	0-0
Scoring between 80-89 points	0-1	0-0	0-1
Scoring between 90-99 points	0-2	0-1	0-1
Scoring between 100-109	0-2	0-0	0-2
Scoring 110 or more points	8-1	6-0	2-1
Opponent scores less than 80	0-0	0-0	0-0
Opponent scores between 80-89	0-0	0-0	0-0
Opponent scores between 90-99	1-1	0-0	1-1
Opponent scores between 100-109	4-1	4-0	0-1
Opponent scores 110 or more	3-4	2-1	1-3

NUMBER OF TIMES RECORDING	POINTS				REB		AST		BLK		STL		DD	TD
	10+	20+	30+	40+	10+	20+	10+	3+	3+	3+	3+			
Jarrett Allen	10	3	--	--	3	--	--	--	4	--	2	--	--	--
Thomas Bryant	--	--	--	--	--	--	--	--	--	--	--	--	--	--
Keon Ellis	--	--	--	--	--	--	--	--	--	--	--	--	--	--
Tristan Enaruna	--	--	--	--	--	--	--	--	--	--	--	--	--	--
James Harden	13	7	1	--	--	--	2	1	4	2	--	--	--	--
Sam Merrill	4	1	--	--	--	--	--	--	--	--	--	--	--	--
Riley Minix	--	--	--	--	--	--	--	--	--	--	--	--	--	--
Donovan Mitchell	14	11	5	1	1	--	--	--	--	1	--	--	--	--
Evan Mobley	12	4	--	--	2	--	--	4	2	2	--	--	--	--
Larry Nance Jr.	--	--	--	--	--	--	--	--	--	--	--	--	--	--
Craig Porter Jr.	--	--	--	--	--	--	--	--	--	--	--	--	--	--
Tyrese Proctor	--	--	--	--	--	--	--	--	--	--	--	--	--	--
Olivier Sarr	--	--	--	--	--	--	--	--	--	--	--	--	--	--
Dennis Schröder	2	--	--	--	--	--	--	--	--	--	--	--	--	--
Max Strus	5	2	--	--	--	--	--	--	1	--	--	--	--	--
Nae'Qwan Tomlin	--	--	--	--	--	--	--	--	--	--	--	--	--	--
Jaylon Tyson	1	--	--	--	--	--	--	--	--	--	--	--	--	--
Dean Wade	1	--	--	--	--	--	--	--	--	--	--	--	--	--

NUMBER OF TIMES LEADING TEAM IN . . . (INCLUDES TIES)	PTS	REB	AST	BLK	STL	MIN
Thomas Bryant	--	--	--	1	--	--
Keon Ellis	--	--	--	1	1	--
Tristan Enaruna	--	--	--	--	--	--
James Harden	4	1	8	3	10	9
Sam Merrill	--	--	--	1	1	--
Riley Minix	--	--	--	--	--	--
Donovan Mitchell	9	1	2	1	2	3
Evan Mobley	2	8	2	9	5	2
Larry Nance Jr.	--	--	--	1	--	--
Craig Porter Jr.	--	--	--	1	--	--
Tyrese Proctor	--	--	--	1	--	--
Olivier Sarr	--	--	--	--	--	--
Dennis Schröder	--	--	1	2	2	--
Max Strus	--	2	1	1	3	--
Nae'Qwan Tomlin	--	--	--	1	--	--
Jaylon Tyson	--	--	--	1	--	--
Dean Wade	--	--	--	1	2	--

STARTING LINEUPS							
LAST USED	GAME	FORWARD	FORWARD	CENTER	GUARD	GUARD	RECORD
5/15	vs. Pistons	Dean Wade	Evan Mobley	Jarrett Allen	Donovan Mitchell	James Harden	6-5
5/17	at Pistons	Max Strus	Evan Mobley	Jarrett Allen	Donovan Mitchell	James Harden	2-1

GAMES MISSED DUE TO INJURIES/SUSPENSIONS			
NAME	INJURY/ILLNESS	DATES OUT	GAMES MISSED
Thomas Bryant	Left calf; Strain	4/18 through 4/20/26	2
Sam Merrill	Left Hamstring; Strain	5/7	1
Larry Nance Jr.	Illness	5/17	1
<b>TOTAL GAMES MISSED</b>			<b>4</b>

CLEVELAND CAVALIERS				OPPONENTS			
Points	43	Donovan Mitchell vs. DET 05/11/2026	39	Cade Cunningham at DET 05/13/2026			
Points in a Quarter	21	Donovan Mitchell (3rd) vs. DET 05/11/2026	16	RJ Barrett (4th) at TOR 04/23/2026			
Points in a Half	39	Donovan Mitchell (2nd) vs. DET 05/11/2026	20	Cade Cunningham (2nd) at DET 05/07/2026			
Field Goals	13	Donovan Mitchell vs. DET 05/11/2026	13	Cade Cunningham at DET 05/13/2026			
	13	Donovan Mitchell vs. DET 05/09/2026					
	13	Donovan Mitchell vs. TOR 04/20/2026					
Field Goal Attempts	26	Donovan Mitchell vs. DET 05/11/2026	27	Cade Cunningham at DET 05/13/2026			
	26	Donovan Mitchell at TOR 05/01/2026	27	Cade Cunningham vs. DET 05/09/2026			
Field Goal Percentage	1.000	Dean Wade (2-2) at DET 05/17/2026	1.000	Jamison Battle (5-5) at TOR 04/23/2026			
3-PT Field Goal	6	Max Strus at DET 05/13/2026	6	Cade Cunningham at DET 05/13/2026			
			6	JaKobe Walter vs. TOR 04/29/2026			
			6	RJ Barrett at TOR 04/23/2026			
3-PT FG Attempts	12	Donovan Mitchell vs. DET 05/11/2026	14	JaKobe Walter vs. TOR 04/29/2026			
	12	Donovan Mitchell at TOR 04/26/2026					
3-PT FG Percentage	1.000	Dennis Schröder (3-3) vs. DET 05/09/2026	1.000	Jamison Battle (4-4) at TOR 04/23/2026			
	1.000	Evan Mobley (3-3) vs. TOR 04/29/2026					
Free Throws	13	Donovan Mitchell vs. DET 05/11/2026	11	Scottie Barnes at TOR 04/26/2026			
Free Throw Attempts	15	Donovan Mitchell vs. DET 05/11/2026	14	Scottie Barnes at TOR 04/26/2026			
Free Throw Percentage	1.000	James Harden (9-9) vs. DET 05/11/2026	1.000	Cade Cunningham (8-8) at DET 05/07/2026			
	1.000	James Harden (9-9) at DET 05/05/2026					
Offensive Rebounds	8	Jarrett Allen vs. TOR 05/03/2026	7	Jalen Duren at DET 05/05/2026			
Defensive Rebounds	11	Jarrett Allen vs. TOR 05/03/2026	9	Jakob Poeltl vs. TOR 04/29/2026			
Total Rebounds	19	Jarrett Allen vs. TOR 05/03/2026	12	Jalen Duren at DET 05/05/2026			
			12	RJ Barrett vs. TOR 04/29/2026			
			12	RJ Barrett vs. TOR 04/29/2026			
Assists	11	James Harden vs. DET 05/11/2026	14	Scottie Barnes at TOR 05/01/2026			
Steals	5	James Harden vs. TOR 04/20/2026	5	Duncan Robinson vs. DET 05/09/2026			
			5	Jamal Sheard at TOR 04/23/2026			
Blocks	5	Evan Mobley vs. DET 05/11/2026	3	Jalen Duren vs. DET 05/15/2026			
			3	Ausar Thompson at DET 05/13/2026			
			3	Collin Murray-Boyles at TOR 05/01/2026			
			3	Scottie Barnes at TOR 05/01/2026			
			3	Scottie Barnes vs. TOR 04/29/2026			
			3	Scottie Barnes at TOR 04/26/2026			
Minutes	44:00	James Harden at TOR 05/01/2026	48:06	Cade Cunningham at DET 05/13/2026			
Points in Paint	20	Evan Mobley vs. TOR 04/20/2026	20	Scottie Barnes at TOR 05/01/2026			
			20	RJ Barrett vs. TOR 04/20/2026			
Second Chance Points	10	Jarrett Allen vs. TOR 05/03/2026	11	Tobias Harris at DET 05/05/2026			
Fast Break Points	6	Donovan Mitchell vs. DET 05/09/2026	8	JaKobe Walter vs. TOR 04/20/2026			
Points/1st Qtr.	14	James Harden (1st) vs. TOR 04/29/2026	11	RJ Barrett (1st) at TOR 04/23/2026			



Points/2nd Qtr.	12	Max Strus (2nd) at TOR 04/23/2026	11	Cade Cunningham (2nd) vs. DET 05/15/2026
Points/3rd Qtr.	21	Donovan Mitchell (3rd) vs. DET 05/11/2026	11	Ja'Kobe Walter (2nd) vs. TOR 04/29/2026
Points/4th Qtr.	18	Donovan Mitchell (4th) vs. DET 05/11/2026	13	Paul Reed (3rd) vs. DET 05/11/2026
Points/1st Half	20	Donovan Mitchell (1st) vs. DET 05/09/2026	13	Scottie Barnes (3rd) at TOR 04/23/2026
Points/2nd Half	39	Donovan Mitchell (3rd) vs. DET 05/11/2026	16	RJ Barrett (4th) at TOR 04/23/2026
			20	Cade Cunningham (1st) at DET 05/13/2026
			20	Cade Cunningham (3rd) at DET 05/07/2026
			20	RJ Barrett (3rd) at TOR 04/23/2026

CAVALIERS HIGHS	CAVALIERS LOWS	CATEGORY	OPPONENTS HIGHS	OPPONENTS LOWS
126 vs. TOR 04/18/2026	89 at TOR 04/26/2026	<b>Points</b>	126 at TOR 04/23/2026	93 at TOR 04/26/2026
38 vs. TOR 04/29/2026	17 at TOR 04/26/2026	<b>Points/1st Qtr.</b>	37 at DET 05/05/2026	14 at TOR 04/26/2026
33 at DET 05/17/2026	19 (2) at TOR 05/01/2026	<b>Points/2nd Qtr.</b>	40 vs. TOR 04/29/2026	18 vs. DET 05/09/2026
67 vs. TOR 04/29/2026	36 at TOR 04/26/2026	<b>Points/1st Half</b>	74 vs. TOR 04/29/2026	38 at TOR 04/26/2026
38 (2) vs. DET 05/11/2026	19 (2) vs. DET 05/15/2026	<b>Points/3rd Qtr.</b>	33 vs. DET 05/09/2026	19 vs. TOR 05/03/2026
33 vs. DET 05/09/2026	19 at DET 05/13/2026	<b>Points/4th Qtr.</b>	43 at TOR 04/23/2026	12 at TOR 05/01/2026
65 (2) vs. TOR 05/03/2026	43 vs. DET 05/15/2026	<b>Points/2nd Half</b>	72 at TOR 04/23/2026	43 (2) at TOR 05/01/2026
44 (2) vs. TOR 04/20/2026	30 vs. DET 05/15/2026	<b>Field Goals</b>	50 at TOR 04/23/2026	30 at DET 05/17/2026
93 at TOR 05/01/2026	74 vs. DET 05/09/2026	<b>Field Goal Attempts</b>	97 at TOR 04/26/2026	71 vs. TOR 04/18/2026
.581 vs. DET 05/09/2026	.368 at TOR 04/26/2026	<b>Field Goal Percentage</b>	.575 at TOR 04/23/2026	.320 at TOR 04/26/2026
18 vs. TOR 04/29/2026	7 at DET 05/07/2026	<b>3-PT Field Goal</b>	16 vs. DET 05/15/2026	4 at TOR 04/26/2026
45 at TOR 04/23/2026	32 (3) vs. DET 05/09/2026	<b>3-PT FG Attempts</b>	39 at DET 05/17/2026	23 (2) vs. DET 05/11/2026
.500 (2) vs. TOR 04/29/2026	.219 at DET 05/07/2026	<b>3-PT FG Percentage</b>	.609 at TOR 04/23/2026	.133 at TOR 04/26/2026
31 at DET 05/13/2026	14 vs. TOR 04/20/2026	<b>Free Throws</b>	27 (2) at DET 05/05/2026	9 vs. DET 05/11/2026
44 at DET 05/17/2026	16 at DET 05/05/2026	<b>Free Throw Attempts</b>	36 at TOR 04/26/2026	12 vs. DET 05/11/2026
.938 at DET 05/05/2026	.636 (2) at DET 05/17/2026	<b>Free Throw Percentage</b>	.900 at DET 05/13/2026	.571 at TOR 04/23/2026
20 vs. TOR 05/03/2026	4 vs. TOR 04/29/2026	<b>Offensive Rebounds</b>	21 at TOR 04/26/2026	4 vs. TOR 04/18/2026
40 (2) vs. TOR 05/03/2026	21 vs. DET 05/11/2026	<b>Defensive Rebounds</b>	38 at TOR 04/26/2026	23 (2) vs. DET 05/09/2026
60 vs. TOR 05/03/2026	33 (3) vs. DET 05/11/2026	<b>Total Rebounds</b>	59 at TOR 04/26/2026	27 vs. TOR 04/18/2026
31 at DET 05/17/2026	15 (2) vs. DET 05/15/2026	<b>Assists</b>	32 vs. TOR 04/29/2026	19 at TOR 04/26/2026
13 vs. TOR 04/20/2026	3 vs. DET 05/09/2026	<b>Steals</b>	13 at TOR 05/01/2026	3 vs. TOR 04/18/2026
25 at TOR 04/26/2026	14 (2) vs. TOR 04/29/2026	<b>Team Fouls</b>	29 at DET 05/17/2026	17 (2) at DET 05/05/2026
28 vs. TOR 04/18/2026	15 (2) vs. DET 05/11/2026	<b>Personal Fouls</b>	31 at DET 05/17/2026	18 at DET 05/05/2026
22 at TOR 04/23/2026	11 at DET 05/07/2026	<b>Turnovers</b>	22 vs. TOR 04/20/2026	12 (3) at DET 05/05/2026
9 at DET 05/13/2026	0 vs. TOR 04/18/2026	<b>Blocks</b>	10 at DET 05/13/2026	3 (3) vs. DET 05/11/2026
58 at DET 05/17/2026	26 vs. DET 05/15/2026	<b>Points in Paint</b>	64 vs. TOR 04/20/2026	34 at DET 05/17/2026
23 vs. TOR 05/03/2026	7 at TOR 04/26/2026	<b>Second Chance Points</b>	20 (2) vs. DET 05/15/2026	7 vs. TOR 05/03/2026
13 vs. TOR 05/03/2026	2 (2) vs. TOR 04/20/2026	<b>Fast Break Points</b>	26 vs. TOR 04/29/2026	3 vs. TOR 04/18/2026
35 at DET 05/17/2026	3 at DET 05/07/2026	<b>Biggest Lead</b>	25 at TOR 04/23/2026	0 vs. TOR 04/20/2026
43 vs. TOR 04/29/2026	17 at DET 05/07/2026	<b>Bench Points</b>	52 vs. DET 05/11/2026	19 (2) vs. TOR 05/03/2026
27 vs. DET 05/09/2026	7 at TOR 04/26/2026	<b>Points Off Turnovers</b>	31 at DET 05/05/2026	14 at DET 05/07/2026



**TEAM RECORD**

	RECORD	HOME	ROAD	OT
<b>OVERALL</b>	8-6	6-1	2-5	1-1
<b>ATLANTIC</b>	4-3	4-0	0-3	0-1
<b>CENTRAL</b>	4-3	2-1	2-2	1-0
<b>SOUTHEAST</b>	--	--	--	--
<b>EASTERN</b>	8-6	6-1	2-5	1-1
<b>SOUTHWEST</b>	--	--	--	--
<b>NORTHWEST</b>	--	--	--	--
<b>PACIFIC</b>	--	--	--	--
<b>WESTERN</b>	--	--	--	--

**TEAM WINNING & LOSING STREAKS**

LONG:	OVERALL	HOME	ROAD
Win	5/9/2026 — 5/13/2026 (3)	4/18/2026 — 5/11/2026 (6)	5/13/2026 — 5/17/2026 (2)
Loss	5/5/2026 — 5/7/2026 (2)	5/15/2026 — 5/15/2026 (1)	4/23/2026 — 5/7/2026 (5)

\*showing most recent streaks

**AFTER 14 GAMES: W8, L6**

MARGIN	1	2	3	4	5	6	7	8	9	10	11	12	13	14	15	16	17	18	19	20	21	22	23	24	25
Won By:				1	1		1		1	1		1	1												
Lost By:		1		1						2											1	1			

MARGIN	26	27	28	29	30	31	32	33	34	35	36	37	38	39	40	41	42	43	44	45	46	47	48	49	50+
Won By:						1																			
Lost By:																									

AT START OF:	OVERALL	HOME	ROAD	FG%:	OVERALL	HOME	ROAD
2nd-Ahead:	5-1	4-0	1-1	-44%	1-4	1-1	0-3
-Behind:	3-4	2-1	1-3	45-49%	2-2	1-0	1-2
-Tied:	0-1	0-0	0-1	50-54%	3-0	2-0	1-0
3rd-Ahead:	4-0	3-0	1-0	55-59%	2-0	2-0	0-0
-Behind:	3-5	2-1	1-4	+60%	0-0	0-0	0-0
-Tied:	1-1	1-0	0-1				
4th-Ahead:	7-0	5-0	2-0				
-Behind:	1-6	1-1	0-5				
-Tied:	0-0	0-0	0-0				



TEAM TREND	HOM AWA				TEAM TREND	HOM AWA				PLAYER TREND	HOMEAWAY	TTL	LAST GAME
	E	Y	TTL	LAST GAME		E	Y	TTL	LAST GAME				
<4 Cavaliers w/ 10+ pts	1-0	0-2	1-2	vs. DET 5/11/26	April	3-0	0-2	3-2	vs. TOR 4/29/26	Sam Merrill w/20+ pts	0-0	1-0	1-0 @ DET 5/17/26
4+ Cavaliers w/ 10+ pts	5-1	2-3	7-4	@ DET 5/17/26	May	3-1	2-3	5-4	@ DET 5/17/26	Sam Merrill w/15+ pts	0-0	1-0	1-0 @ DET 5/17/26
5+ Cavaliers w/ 10+ pts	3-1	1-2	4-3	vs. DET 5/15/26	Cavaliers shoot 50.0% or better	4-0	1-0	5-0	@ DET 5/17/26	Evan Mobley w/25+ pts	1-0	0-1	1-1 @ TOR 5/11/26
6+ Cavaliers w/ 10+ pts	1-0	0-1	1-1	vs. TOR 5/3/26	Opp shoots 50.0% or better	3-1	0-1	3-2	vs. DET 5/15/26	Evan Mobley w/20+ pts	2-0	1-1	3-1 @ DET 5/17/26
7+ Cavaliers w/ 10+ pts	0-0	0-0	0-0		Cavaliers shoot 45.0% or better	4-0	2-1	6-1	@ DET 5/17/26	Evan Mobley w/15+ pts	4-1	2-2	6-3 @ DET 5/17/26
8+ Cavaliers w/ 10+ pts	0-0	0-0	0-0		Cavaliers shoot 44.0% or below	1-1	0-3	1-4	vs. DET 5/15/26	Evan Mobley w/10+ pts	6-1	2-3	8-4 @ DET 5/17/26
Cavaliers no 20+ pt scorer	0-0	0-1	0-1	@ TOR 4/23/26	Cavaliers shoot 40.0% or below	0-1	0-1	0-2	vs. DET 5/15/26	Evan Mobley w/10+ FTA	1-0	1-0	2-0 @ DET 5/17/26
Opp no 20+ pt scorer	0-0	1-0	1-0	@ DET 5/17/26	Opp shoots 45.0% or better	5-1	0-3	5-4	vs. DET 5/15/26	Evan Mobley w/10+ REB	0-0	1-1	1-1 @ DET 5/17/26
2+ Cavaliers w/20+ pt scorer	5-0	2-3	7-3	@ DET 5/17/26	Opp shoots 40.0% or below	0-0	1-1	1-1	@ DET 5/17/26	Evan Mobley w/3+ 3FGM	1-0	0-1	1-1 @ TOR 5/11/26
2+ Opp w/20+ pt scorer	5-0	0-5	5-5	vs. DET 5/9/26	Cavaliers w/10+ 3-pointers made	6-1	2-4	8-5	@ DET 5/17/26	Evan Mobley w/3+ stls	1-0	0-1	1-1 vs. DET 5/11/26
3+ Cavaliers w/20+ pt scorer	2-0	2-0	4-0	@ DET 5/17/26	Opp w/10+ 3-pointers made	3-1	2-4	5-5	@ DET 5/17/26	Evan Mobley w/double-double	0-0	1-1	1-1 @ DET 5/17/26
3+ Opp w/20+ pt scorer	0-0	0-2	0-2	@ TOR 5/11/26	Cavaliers w/15+ 3-pointers made	2-0	0-0	2-0	vs. TOR 4/29/26	Donovan Mitchell w/40+ pts	1-0	0-0	1-0 vs. DET 5/11/26
Cavaliers w/30+ pt scorer	4-0	1-1	5-1	@ DET 5/13/26	Opp w/15+ 3-pointers made	1-1	0-0	1-1	vs. DET 5/15/26	Donovan Mitchell w/30+ pts	4-0	0-1	4-1 vs. DET 5/11/26
Opp w/30+ pt scorer	0-0	1-1	1-1	@ DET 5/13/26	Cavaliers 3FG% 40.0% or better	2-0	1-0	3-0	@ DET 5/13/26	Donovan Mitchell w/20+ pts	5-0	2-4	7-4 @ DET 5/17/26
All 5 Starters w/10+ pts	0-0	0-0	0-0		Opp 3FG% 40.0% or better	2-1	0-2	2-3	vs. DET 5/15/26	Donovan Mitchell w/10+ REB	1-0	0-0	1-0 vs. DET 5/9/26
Opp 5 Starters w/10+ pts	0-0	0-1	0-1	@ DET 5/5/26	Cavaliers FT% 80.0 or better	1-0	1-2	2-2	@ DET 5/13/26	Donovan Mitchell w/double-double	1-0	0-0	1-0 vs. DET 5/9/26
2+ reserves w/10+ pts	1-0	0-1	1-1	vs. TOR 5/3/26	Opp FT% 80.0 or better	2-0	1-1	3-1	@ DET 5/13/26	Jarrett Allen w/20+ pts	1-0	1-1	2-1 @ DET 5/17/26
Opp 2+ reserves w/10+ pts	3-1	1-1	4-2	@ DET 5/17/26	Cavaliers FT% below 70.0	2-0	1-1	3-1	@ DET 5/17/26	Jarrett Allen w/15+ pts	2-0	2-1	4-1 @ DET 5/17/26
3+ reserves w/10+ pts	0-0	0-0	0-0		Opp FT% below 70.0	2-1	0-1	2-2	vs. DET 5/15/26	Jarrett Allen w/10+ pts	4-1	2-3	6-4 @ DET 5/17/26
Opp 3+ reserves w/10+ pts	1-0	0-0	1-0	vs. TOR 4/20/26	Cavaliers FTM >= Opp FTA	2-1	1-1	3-2	vs. DET 5/15/26	Jarrett Allen w/10+ FTA	1-0	1-1	2-1 @ DET 5/17/26
Cavaliers <20 pts. in 1st qtr	0-0	1-3	1-3	@ DET 5/13/26	Opp FTM >= Cavaliers FTA	0-0	0-2	0-2	@ DET 5/5/26	Jarrett Allen w/15+ REB	1-0	0-1	1-1 vs. TOR 5/3/26
Opp <20 pts. in 1st qtr	1-0	1-2	2-2	@ DET 5/13/26	Cavaliers FG% >= Opp FG%	5-0	1-1	6-1	@ DET 5/17/26	Jarrett Allen w/10+ REB	1-0	1-1	2-1 @ DET 5/13/26
Cavaliers w/30+ pts in 1st qtr	3-0	1-1	4-1	@ DET 5/17/26	Opp FG% >= Cavaliers FG%	1-1	0-3	1-4	vs. DET 5/15/26	Jarrett Allen w/double-double	1-0	1-0	2-0 @ DET 5/13/26
Opp w/30+ pts in 1st qtr	3-0	0-3	3-3	vs. DET 5/9/26	Cavaliers w/30+ FTA	2-1	2-0	4-1	@ DET 5/17/26	Max Strus w/20+ pts	1-0	1-0	2-0 @ DET 5/13/26
Cavaliers under 50 pts 1st half	1-0	0-3	1-3	@ DET 5/7/26	Opp w/30+ FTA	1-0	0-2	1-2	@ DET 5/5/26	Dennis Schröder w/10+ pts	2-0	0-0	2-0 vs. DET 5/9/26
Opp under 50 pts 1st half	3-0	1-1	4-1	@ DET 5/17/26	Cavaliers w/20+ asts	6-0	2-4	8-4	@ DET 5/17/26	James Harden w/30+ pts	0-0	1-0	1-0 @ DET 5/13/26
Cavaliers 50+ pts 1st half	5-1	2-2	7-3	@ DET 5/17/26	Opp w/20+ asts	6-1	2-4	8-5	@ DET 5/17/26	James Harden w/25+ pts	1-0	1-0	2-0 @ DET 5/13/26
Opp 50+ pts 1st half	3-1	1-4	4-5	vs. DET 5/15/26	Cavaliers w/25+ asts	0-0	2-0	2-0	@ DET 5/17/26	James Harden w/20+ pts	4-1	1-1	5-2 vs. DET 5/15/26
Cavaliers 60+ pts in 1st half	3-0	2-0	5-0	@ DET 5/17/26	Opp w/25+ asts	3-1	1-2	4-3	vs. DET 5/15/26	James Harden w/15+ pts	6-1	1-4	7-5 vs. DET 5/15/26
Opp 60+ pts in 1st half	1-0	1-1	2-1	@ DET 5/13/26	Cavaliers w/30+ asts	0-0	1-0	1-0	@ DET 5/17/26	James Harden w/10+ pts	6-1	1-5	7-6 vs. DET 5/15/26
Cavaliers lead by 10+ pts	6-0	1-0	7-0	@ DET 5/17/26	Opp w/30+ asts	1-0	0-0	1-0	vs. TOR 4/29/26	James Harden w/10+ FTA	2-1	1-0	3-1 vs. DET 5/15/26
Opp leads by 10+ pts	2-1	1-4	3-5	vs. DET 5/15/26	Cavaliers asts >= Opp asts	0-0	1-0	1-0	@ DET 5/17/26	James Harden w/10+ asts	2-0	0-0	2-0 vs. DET 5/11/26
Games decided by 10+ points	3-1	1-3	4-4	@ DET 5/17/26	Opp asts >= Cavaliers asts	5-1	1-4	6-5	vs. DET 5/15/26	James Harden w/3+ 3FGM	5-1	1-1	6-2 vs. DET 5/15/26
Games decided by 4-9 points	3-0	1-1	4-1	@ DET 5/13/26	Cavaliers w/12 or fewer TOs	1-0	1-1	2-1	@ DET 5/17/26	James Harden w/3+ stls	3-1	0-0	3-1 vs. DET 5/15/26
Games decided by 3 or less points	0-0	0-1	0-1	@ TOR 5/1/26	Opp w/12 or fewer TOs	0-0	1-4	1-4	@ DET 5/13/26	James Harden w/double-double	2-0	0-0	2-0 vs. DET 5/11/26
Both teams score 100+ pts	6-0	1-3	7-3	@ DET 5/13/26	Cavaliers w/20+ TOs	0-1	0-1	0-2	vs. DET 5/15/26				
Both teams under 100 pts	0-0	0-1	0-1	@ TOR 4/26/26	Opp w/20+ TOs	1-0	0-0	1-0	vs. TOR 4/20/26				
Cavaliers score under 100 pts	0-1	0-2	0-3	vs. DET 5/15/26	Cavaliers TO >= Opp TO	1-1	1-4	2-5	vs. DET 5/15/26				
Opp scores under 100 pts	0-0	1-1	1-1	@ DET 5/17/26	Opp TO >= Cavaliers TO	4-0	1-1	5-1	@ DET 5/17/26				
Cavaliers score 100+ pts	6-0	2-3	8-3	@ DET 5/17/26	Cavaliers w/50+ REB	1-0	1-2	2-2	@ DET 5/17/26				
Opp scores 100+ pts	6-1	1-4	7-5	vs. DET 5/15/26	Opp w/50+ REB	0-0	0-1	0-1	@ TOR 4/26/26				
Cavaliers score 110+ pts	6-0	2-1	8-1	@ DET 5/17/26	Cavaliers REB >= Opp REB	2-0	2-2	4-2	@ DET 5/17/26				
Opp scores 110+ pts	2-1	1-3	3-4	vs. DET 5/15/26	Opp REB >= Cavaliers REB	4-1	0-3	4-4	vs. DET 5/15/26				
Cavaliers score 120+ pts	2-0	1-0	3-0	@ DET 5/17/26	Cavaliers w/10+ more REB than Opp	1-0	0-1	1-1	vs. TOR 5/3/26				
Opp scores 120+ pts	1-0	0-1	1-1	vs. TOR 4/29/26	Opp w/10+ more REB than CLE	1-0	0-0	1-0	vs. TOR 4/29/26				
Cavaliers tied or lead after the 3rd qtr	5-0	2-0	7-0	@ DET 5/17/26	Cavaliers w/10+ stls	2-0	1-0	3-0	@ DET 5/17/26				
Cavaliers tied or lead at halftime	4-0	1-1	5-1	@ DET 5/17/26	Opp w/10+ stls	3-0	1-4	4-4	@ DET 5/13/26				
Cavaliers tied or lead after 1st qtr	4-0	2-1	6-1	@ DET 5/17/26	2+ Cavaliers w/double-double	0-0	0-0	0-0					
Cavaliers trailing after the 3rd qtr	1-1	0-5	1-6	vs. DET 5/15/26	2+ Opp w/double-double	1-0	0-0	1-0	vs. TOR 4/29/26				
Cavaliers trailing at halftime	2-1	1-4	3-5	vs. DET 5/15/26	3+ Cavaliers w/double-double	0-0	0-0	0-0					
Cavaliers trailing after 1st qtr	2-1	0-4	2-5	vs. DET 5/15/26	3+ Opp w/double-double	0-0	0-0	0-0					
1st game Back-to-Back	0-0	0-0	0-0		Cavaliers PITP >= Opp PITP	1-0	1-2	2-2	@ DET 5/17/26				
2nd game Back-to-Back	0-0	0-0	0-0		Opp PITP >= Cavaliers PITP	4-1	1-2	5-3	vs. DET 5/15/26				
1st game after a win	2-1	1-3	3-4	vs. DET 5/15/26	Cavaliers 2CP >= Opp 2CP	3-0	1-2	4-2	@ DET 5/17/26				
1st game after a loss	3-0	1-2	4-2	@ DET 5/17/26	Opp 2CP >= Cavaliers 2CP	3-1	1-3	4-4	vs. DET 5/15/26				
On Monday	2-0	0-0	2-0	vs. DET 5/11/26	Cavaliers FB Pts >= Opp FB Pts	0-0	1-0	1-0	@ DET 5/17/26				
On Tuesday	0-0	0-1	0-1	@ DET 5/5/26	Opp FB Pts >= Cavaliers FB Pts	5-1	1-5	6-6	vs. DET 5/15/26				
On Wednesday	1-0	1-0	2-0	@ DET 5/13/26	+3 Blocks	5-1	2-5	7-6	@ DET 5/17/26				
On Thursday	0-0	0-2	0-2	@ DET 5/7/26	+5 Blocks	5-0	1-4	6-4	@ DET 5/13/26				
On Friday	0-1	0-1	0-2	vs. DET 5/15/26									
On Saturday	2-0	0-0	2-0	vs. DET 5/9/26									
On Sunday	1-0	1-1	2-1	@ DET 5/17/26									



DATE	OPPONENT	H-R	W-L	SCORE CLE-OPP	HOME RECORD	ROAD RECORD	TOTAL RECORD	CAVALIERS HI SCORER	PT	CAVALIERS			OPPONENT			PT	ATTEND
										HI REBR	RB	HI ASSISTS	AST	HI SCORER			
04/18/2026	Raptors	H	W	126-113	1-0	0-0	1-0	D. Mitchell	32	J. Allen/E. Mobley	7	J. Harden	10	R. Barrett	24	19,432	
04/20/2026	Raptors	H	W	115-105	2-0	0-0	2-0	D. Mitchell	30	E. Mobley	8	D. Mitchell	5	S. Barnes	26	19,432	
04/23/2026	at Raptors	R	L	104-126	2-0	0-1	2-1	J. Harden	18	M. Strus/E. Mobley	6	E. Mobley	7	S. Barnes/R. Barrett	33	19,800	
04/26/2026	at Raptors	R	L	89-93	2-0	0-2	2-2	D. Mitchell	20	J. Allen	15	J. Harden	8	S. Barnes/B. Ingram	23	19,800	
04/29/2026	Raptors	H	W	125-120	3-0	0-2	3-2	J. Harden/E. Mobley	23	E. Mobley/J. Harden	9	J. Harden	5	R. Barrett	25	19,432	
05/01/2026	at Raptors	R	L	110-112	3-0	0-3	3-3	E. Mobley	26	E. Mobley	14	J. Harden	9	S. Barnes	25	19,919	
05/03/2026	Raptors	H	W	114-102	4-0	0-3	4-3	D. Mitchell/J. Allen	22	J. Allen	19	M. Strus	5	S. Barnes	24	19,432	
05/05/2026	at Pistons	R	L	101-111	4-0	0-4	4-4	D. Mitchell	23	E. Mobley	9	J. Harden	7	C. Cunningham	23	20,062	
05/07/2026	at Pistons	R	L	97-107	4-0	0-5	4-5	D. Mitchell	31	J. Allen	7	D. Schröder	5	C. Cunningham	25	20,062	
05/09/2026	Pistons	H	W	116-109	5-0	0-5	5-5	D. Mitchell	35	D. Mitchell	10	J. Harden	7	C. Cunningham	27	19,432	
05/11/2026	Pistons	H	W	112-103	6-0	0-5	6-5	D. Mitchell	43	E. Mobley	8	J. Harden	11	C. LeVert	24	19,432	
05/13/2026	at Pistons	R	W	117-113	6-0	1-5	7-5	J. Harden	30	J. Allen	10	E. Mobley	8	C. Cunningham	39	20,062	
05/15/2026	Pistons	H	L	94-115	6-1	1-5	7-6	J. Harden	23	J. Allen/M. Strus	8	J. Harden	4	C. Cunningham	21	19,432	
05/17/2026	at Pistons	R	W	125-94	6-1	2-5	8-6	D. Mitchell	26	E. Mobley	12	D. Mitchell	8	D. Jenkins	17	20,062	
05/19/2026	at Knicks	--	--	--	--	--	--	--	--	--	--	--	--	--	--	--	
05/21/2026	at Knicks	--	--	--	--	--	--	--	--	--	--	--	--	--	--	--	
05/23/2026	Knicks	--	--	--	--	--	--	--	--	--	--	--	--	--	--	--	
05/25/2026	Knicks	--	--	--	--	--	--	--	--	--	--	--	--	--	--	--	
05/27/2026	at Knicks	--	--	--	--	--	--	--	--	--	--	--	--	--	--	--	
05/29/2026	Knicks	--	--	--	--	--	--	--	--	--	--	--	--	--	--	--	
05/31/2026	at Knicks	--	--	--	--	--	--	--	--	--	--	--	--	--	--	--	



2025-26 REGULAR SEASON GAME-BY-GAME STATS

DATE	GAME	W/L	FG	FGA	PCT	3FG	3FGA	PCT	FT	FTA	PCT	OR	DR	REB	AST	PF	ST	TO	BS	PTS
10/22	Cavaliers at Knicks	L	40	86	0.465	19	46	0.413	12	18	0.667	4	28	32	21	25	8	15	4	111
19,812			37	86	0.430	14	40	0.350	31	36	0.861	9	39	48	22	23	8	14	4	119
10/24	Cavaliers at Nets	W	44	82	0.537	18	42	0.429	25	35	0.714	9	27	36	32	18	14	17	5	131
17,548			49	96	0.510	19	45	0.422	7	7	1.000	10	28	38	30	28	9	20	0	124
10/26	Cavaliers vs. Bucks	W	39	87	0.448	12	40	0.300	28	35	0.800	10	34	44	23	23	10	17	2	118
19,432			40	79	0.506	13	33	0.394	20	28	0.714	9	28	37	25	26	12	18	6	113
10/27	Cavaliers at Pistons	W	39	85	0.459	11	35	0.314	27	35	0.771	12	36	48	25	25	11	20	4	116
18,933			33	87	0.379	11	34	0.324	18	27	0.667	16	32	48	20	29	12	26	4	95
10/29	Cavaliers at Celtics	L	35	87	0.402	17	52	0.327	18	24	0.750	11	31	42	25	22	6	14	4	105
19,156			42	95	0.442	21	57	0.368	20	24	0.833	18	35	53	29	19	11	10	3	125
10/31	Cavaliers vs. Raptors	L	36	90	0.400	14	46	0.304	15	23	0.652	15	27	42	24	15	10	14	10	101
19,432			40	82	0.488	13	30	0.433	19	24	0.792	10	38	48	27	18	9	18	4	112
11/2	Cavaliers vs. Hawks	W	40	97	0.412	20	57	0.351	17	18	0.944	13	31	44	30	28	12	18	4	117
19,432			39	77	0.506	6	23	0.261	25	35	0.714	8	38	46	28	21	9	23	3	109
11/5	Cavaliers vs. 76ers	W	49	92	0.533	18	44	0.409	16	17	0.941	10	24	34	33	22	9	15	7	132
19,432			44	90	0.489	12	31	0.387	21	30	0.700	15	28	43	26	23	9	19	2	121
11/7	Cavaliers at Wizards	W	52	110	0.473	20	45	0.444	24	31	0.774	25	32	57	34	17	15	10	6	148
14,054			41	91	0.451	15	41	0.366	18	23	0.783	16	28	44	32	24	5	20	7	115
11/8	Cavaliers vs. Bulls	W	46	94	0.489	17	46	0.370	19	26	0.731	10	29	39	32	27	6	9	7	128
19,432			38	84	0.452	13	29	0.448	33	36	0.917	10	39	49	27	25	8	14	4	122
11/10	Cavaliers at Heat	L	49	120	0.408	21	65	0.323	19	27	0.704	26	34	60	26	27	8	10	4	138
19,600			46	98	0.469	12	36	0.333	36	41	0.878	12	44	56	32	27	5	14	6	140
11/12	Cavaliers at Heat	W	45	104	0.433	14	47	0.298	26	31	0.839	15	34	49	32	21	13	13	10	130
19,600			45	94	0.479	15	37	0.405	11	13	0.846	9	35	44	29	29	6	21	6	116
11/13	Cavaliers vs. Raptors	L	41	91	0.451	10	41	0.244	21	26	0.808	14	23	37	26	20	7	12	6	113
19,432			49	88	0.557	12	31	0.387	16	17	0.941	11	32	43	37	20	6	14	7	126
11/15	Cavaliers vs. Grizzlies	W	38	83	0.458	13	40	0.325	19	29	0.655	11	38	49	24	28	7	21	9	108
19,432			31	86	0.360	9	32	0.281	29	40	0.725	11	35	46	21	25	9	15	5	100
11/17	Cavaliers vs. Bucks	W	44	79	0.557	15	35	0.429	15	21	0.714	4	41	45	25	17	7	18	5	118
19,432			39	93	0.419	17	36	0.472	11	15	0.733	7	27	34	26	17	9	15	1	106
11/19	Cavaliers vs. Rockets	L	36	81	0.444	12	39	0.308	20	32	0.625	10	29	39	20	18	4	12	5	104
19,432			41	90	0.456	9	24	0.375	23	27	0.852	16	35	51	23	23	9	13	4	114
11/21	Cavaliers vs. Pacers	W	43	89	0.483	13	35	0.371	21	27	0.778	14	38	52	28	22	5	14	8	120
19,432			37	88	0.420	11	37	0.297	24	26	0.923	10	33	43	25	22	10	13	6	109
11/23	Cavaliers vs. Clippers	W	45	87	0.517	17	45	0.378	13	20	0.650	8	33	41	28	22	10	14	4	120
19,432			37	80	0.463	8	26	0.308	23	26	0.885	12	28	40	23	17	6	16	2	105
11/24	Cavaliers at Raptors	L	36	87	0.414	14	48	0.292	13	13	1.000	4	33	37	27	13	11	12	4	99
17,127			44	90	0.489	10	36	0.278	12	18	0.667	10	41	51	28	14	8	16	1	110
11/28	Cavaliers at Hawks	L	44	95	0.463	17	39	0.436	18	20	0.900	14	34	48	29	17	9	17	4	123
16,124			48	91	0.527	16	43	0.372	18	26	0.692	6	32	38	36	14	11	14	5	130
11/30	Cavaliers vs. Celtics	L	43	94	0.457	20	52	0.385	9	13	0.692	16	27	43	28	22	7	14	2	115
19,432			40	81	0.494	14	40	0.350	23	29	0.793	15	31	46	19	17	9	19	4	117
12/1	Cavaliers at Pacers	W	50	98	0.510	14	40	0.350	21	29	0.724	19	29	48	27	28	7	9	8	135
15,470			41	85	0.482	10	30	0.333	27	37	0.730	14	22	36	19	22	5	14	6	119
12/3	Cavaliers vs. Trail Blazers	L	38	94	0.404	13	52	0.250	21	24	0.875	10	35	45	23	24	9	7	11	110
19,432			37	85	0.435	14	34	0.412	34	39	0.872	12	42	54	27	21	4	13	4	122
12/5	Cavaliers vs. Spurs	W	50	86	0.581	8	26	0.308	22	29	0.759	9	39	48	32	22	10	15	4	130
19,432			42	93	0.452	15	43	0.349	18	26	0.692	11	27	38	28	22	9	14	3	117
12/6	Cavaliers vs. Warriors	L	37	107	0.346	10	42	0.238	10	12	0.833	24	37	61	15	18	7	12	4	94
19,432			33	86	0.384	13	35	0.371	20	23	0.870	8	38	46	25	19	8	14	8	99
12/12	Cavaliers at Wizards	W	41	97	0.423	15	53	0.283	33	36	0.917	15	33	48	28	20	11	7	1	130
15,465			42	86	0.488	16	44	0.364	26	32	0.813	12	37	49	29	27	6	16	6	126
12/14	Cavaliers vs. Hornets	L	38	95	0.400	12	38	0.316	23	29	0.793	13	33	46	27	24	10	14	3	111
19,432			43	98	0.439	17	44	0.386	16	21	0.762	12	41	53	28	26	9	18	7	119
12/17	Cavaliers at Bulls	L	42	87	0.483	12	39	0.308	15	18	0.833	8	32	40	26	16	6	20	3	111
18,872			50	89	0.562	14	36	0.389	13	18	0.722	6	37	43	35	17	12	16	3	127
12/19	Cavaliers vs. Bulls	L	48	101	0.475	14	39	0.359	15	19	0.789	13	33	46	31	17	10	15	1	125
19,432			53	102	0.520	18	47	0.383	12	15	0.800	13	35	48	34	14	12	12	5	136
12/22	Cavaliers vs. Hornets	W	48	87	0.552	24	44	0.545	19	19	1.000	5	25	30	36	20	9	13	2	139
19,432			46	94	0.489	21	42	0.500	19	25	0.760	17	27	44	29	18	10	20	3	132
12/23	Cavaliers vs. Pelicans	W	56	105	0.533	20	49	0.408	9	11	0.818	14	35	49	40	21	8	13	6	141
19,432			43	94	0.457	11	26	0.423	21	25	0.840	13	30	43	26	16	10	16	2	118
12/25	Cavaliers at Knicks	L	45	86	0.523	15	34	0.441	19	23	0.826	9	36	45	30	22	7	14	0	124
19,812			44	94	0.468	21	44	0.477	17	22	0.773	12	31	43	28	17	9	13	4	126
12/27	Cavaliers at Rockets	L	41	96	0.427	11	36	0.306	7	11	0.636	15	27	42	23	15	10	15	6	100
18,067			43	88	0.489	16	35	0.457	15	21	0.714	18	33	51	27	14	12	17	9	117
12/29	Cavaliers at Spurs	W	41	96	0.427	13	42	0.310	18	20	0.900	10	37	47	29	24	12	14	4	113
19,010			32	83	0.386	7	31	0.226	30	36	0.833	10	42	52	21	17	7	18	2	101
12/31	Cavaliers vs. Suns	W	48	96	0.500	15	38	0.395	18	22	0.818	14	40	54	31	17	7	15	9	129
19,432			42	105	0.400	15	36	0.417	14	16	0.875	19	33	52	23	20	8	14	5	113
1/2	Cavaliers vs. Nuggets	W	43	86	0.500	16	39	0.410	11	19	0.579	14	41	55	32	18	6	17	8	113
19,432			40	94	0.426	17	47	0.362	11	13	0.846	5	27	32	26	15	8	9	3	108
1/4	Cavaliers vs. Pistons	L	35	80	0.438	14	42	0.333	26	30	0.867	11	33	44	23	18	11	17	10	110
19,432			39	95	0.411	15	40	0.375	21	21	1.000	14	31	45	25	24	11	17	9	114
1/6	Cavaliers at Pacers	W	49	88	0.557	10	26	0.												



DATE	GAME	W/L	FG	FGA	PCT	3FG	3FGA	PCT	FT	FTA	PCT	OR	DR	REB	AST	PF	ST	TO	BS	PTS
1/16	Cavaliers	W	44	85	0.518	17	34	0.500	12	17	0.706	10	32	42	38	15	7	18	5	117
19,746	at 76ers		43	91	0.473	12	32	0.375	17	19	0.895	13	24	37	28	15	11	11	8	115
1/19	Cavaliers	L	34	91	0.374	8	35	0.229	28	35	0.800	19	35	54	20	21	8	21	5	104
19,432	vs. Thunder		50	90	0.556	23	47	0.489	13	20	0.650	6	32	38	32	24	11	13	6	136
1/21	Cavaliers	W	34	87	0.391	8	40	0.200	18	24	0.750	17	43	60	20	21	6	21	8	94
17,619	at Hornets		33	98	0.337	8	47	0.170	13	18	0.722	17	30	47	20	23	12	13	4	87
1/23	Cavaliers	W	44	96	0.458	13	36	0.361	22	27	0.815	16	32	48	23	17	6	7	6	123
19,432	vs. Kings		42	89	0.472	13	33	0.394	21	22	0.955	10	33	43	26	25	5	11	2	118
1/24	Cavaliers	W	43	81	0.531	15	34	0.441	18	22	0.818	8	30	38	27	25	11	17	6	119
19,351	at Magic		33	81	0.407	11	40	0.275	28	32	0.875	10	27	37	21	20	8	16	3	105
1/26	Cavaliers	W	42	79	0.532	11	25	0.440	19	27	0.704	7	38	45	23	15	6	16	5	114
19,432	vs. Magic		38	94	0.404	11	39	0.282	11	15	0.733	13	29	42	21	19	10	12	6	98
1/28	Cavaliers	W	51	97	0.526	17	44	0.386	10	13	0.769	14	32	46	32	15	12	10	2	129
19,432	vs. Lakers		39	81	0.481	9	32	0.281	12	18	0.667	8	28	36	21	16	7	16	3	99
1/30	Cavaliers	L	45	97	0.464	15	48	0.313	8	11	0.727	16	27	43	34	17	13	22	2	113
17,071	at Suns		45	85	0.529	23	48	0.479	13	18	0.722	9	34	43	31	19	15	22	5	126
2/1	Cavaliers	W	50	91	0.549	16	34	0.471	14	19	0.737	10	29	39	41	15	15	14	7	130
17,240	at Trail Blazers		44	98	0.449	14	44	0.318	9	12	0.750	17	30	47	24	17	7	23	5	111
2/4	Cavaliers	W	50	98	0.510	16	41	0.390	8	13	0.615	13	31	44	30	12	17	9	5	124
17,927	at Clippers		37	80	0.463	6	28	0.214	11	12	0.917	6	31	37	20	13	6	24	4	91
2/7	Cavaliers	W	46	88	0.523	11	35	0.314	29	32	0.906	9	29	38	30	14	9	12	3	132
16,212	at Kings		48	94	0.511	16	37	0.432	14	20	0.700	15	27	42	30	21	9	15	5	126
2/9	Cavaliers	W	43	92	0.467	15	45	0.333	18	22	0.818	12	27	39	25	29	6	12	7	119
19,647	at Nuggets		38	85	0.447	13	40	0.325	28	35	0.800	12	34	46	25	23	9	14	1	117
2/11	Cavaliers	W	45	83	0.542	16	38	0.421	32	37	0.865	16	35	51	30	15	9	21	8	138
19,432	vs. Wizards		42	104	0.404	14	46	0.304	15	18	0.833	19	21	40	26	21	13	15	4	113
2/19	Cavaliers	W	44	86	0.512	12	35	0.343	12	20	0.600	8	48	56	27	13	7	14	7	112
19,432	vs. Nets		30	87	0.345	14	49	0.286	10	16	0.625	6	30	36	25	19	8	12	4	84
2/20	Cavaliers	W	41	77	0.532	10	21	0.476	26	28	0.929	11	28	39	24	21	10	12	3	118
19,691	at Hornets		36	92	0.391	20	56	0.357	21	22	0.955	23	22	45	26	23	5	14	4	113
2/22	Cavaliers	L	43	89	0.483	13	39	0.333	14	19	0.737	12	32	44	28	22	9	17	3	113
18,203	at Thunder		42	86	0.488	21	41	0.512	16	25	0.640	13	31	44	32	19	12	16	4	121
2/24	Cavaliers	W	37	87	0.425	13	35	0.371	22	30	0.733	13	32	45	23	18	11	11	6	109
19,432	vs. Knicks		35	86	0.407	10	37	0.270	14	21	0.667	11	33	44	23	22	7	17	8	94
2/25	Cavaliers	L	42	87	0.483	12	40	0.300	20	27	0.741	16	28	44	28	10	7	11	2	116
14,702	at Bucks		48	88	0.545	19	45	0.422	3	5	0.600	8	28	36	28	20	7	13	2	118
2/27	Cavaliers	L	43	94	0.457	13	35	0.371	20	27	0.741	11	30	41	32	24	10	18	9	119
20,232	at Pistons		46	100	0.460	6	27	0.222	24	33	0.727	21	35	56	26	27	14	16	6	122
3/1	Cavaliers	W	34	70	0.486	13	27	0.481	25	37	0.676	8	30	38	25	21	9	17	7	106
17,804	at Nets		38	75	0.507	11	32	0.344	15	20	0.750	3	29	32	27	28	10	17	4	102
3/3	Cavaliers	W	38	86	0.442	17	46	0.370	20	26	0.769	11	27	38	27	20	7	10	4	113
19,432	vs. Pistons		39	77	0.506	9	24	0.375	22	29	0.759	10	34	44	29	23	9	14	7	109
3/8	Cavaliers	L	35	86	0.407	13	45	0.289	15	21	0.714	10	32	42	23	19	4	9	6	98
19,432	vs. Celtics		37	84	0.440	15	38	0.395	20	22	0.909	10	39	49	25	20	2	12	0	109
3/9	Cavaliers	W	38	84	0.452	16	44	0.364	23	25	0.920	9	32	41	28	16	4	10	8	115
19,432	vs. 76ers		39	85	0.459	11	38	0.289	12	18	0.667	11	31	42	20	21	7	17	4	101
3/11	Cavaliers	L	44	89	0.494	17	44	0.386	17	26	0.654	12	30	42	24	22	3	10	5	122
18,697	at Magic		44	85	0.518	12	35	0.343	28	37	0.757	8	34	42	29	23	6	6	4	128
3/13	Cavaliers	W	56	91	0.615	18	38	0.474	8	13	0.615	9	36	45	32	22	12	14	4	138
19,512	at Mavericks		38	87	0.437	9	33	0.273	20	24	0.833	12	28	40	27	14	4	19	3	105
3/15	Cavaliers	L	45	88	0.511	16	41	0.390	14	21	0.667	10	28	38	32	21	5	16	5	120
19,432	vs. Mavericks		46	87	0.529	15	30	0.500	23	27	0.852	9	35	44	35	21	13	13	5	130
3/17	Cavaliers	W	42	86	0.488	12	36	0.333	27	34	0.794	10	36	46	27	20	3	7	4	123
16,341	at Bucks		42	88	0.477	20	45	0.444	12	17	0.706	7	32	39	24	22	3	8	6	116
3/19	Cavaliers	W	40	91	0.440	14	41	0.341	21	31	0.677	16	38	54	26	17	11	16	5	115
19,763	at Bulls		42	94	0.447	15	44	0.341	11	17	0.647	12	35	47	27	24	11	16	7	110
3/21	Cavaliers	W	42	88	0.477	12	39	0.308	15	22	0.682	14	41	55	26	17	6	14	4	111
16,987	at Pelicans		39	90	0.433	12	40	0.300	16	20	0.800	10	30	40	30	19	10	9	7	106
3/24	Cavaliers	W	49	81	0.605	12	30	0.400	26	29	0.897	6	27	33	24	22	7	8	4	136
19,432	vs. Magic		41	84	0.488	14	39	0.359	35	38	0.921	13	26	39	27	23	6	10	2	131
3/25	Cavaliers	L	35	81	0.432	12	37	0.324	21	24	0.875	8	32	40	26	21	4	14	1	103
19,432	vs. Heat		42	81	0.519	18	45	0.400	18	22	0.818	5	35	40	31	17	11	14	3	120
3/27	Cavaliers	W	52	97	0.536	19	41	0.463	26	31	0.839	7	39	46	38	26	9	10	1	149
19,432	vs. Heat		40	91	0.440	15	46	0.326	33	38	0.868	11	34	45	25	22	5	13	4	128
3/30	Cavaliers	W	47	90	0.522	6	32	0.188	22	27	0.815	11	38	49	33	17	9	12	7	122
18,186	at Jazz		42	88	0.477	15	29	0.517	14	20	0.700	11	29	40	32	23	9	15	3	113
3/31	Cavaliers	L	43	87	0.494	13	39	0.333	14	19	0.737	11	24	35	26	19	5	14	2	113
18,997	at Lakers		45	83	0.542	13	31	0.419	24	26	0.923	8	29	37	26	19	9	12	4	127
4/2	Cavaliers	W	42	82	0.512	16	36	0.444	18	26	0.692	10	36	46	28	14	7	15	1	118
18,064	at Warriors		41	94	0.436	12	44	0.273	17	20	0.850	12	34	46	25	20	11	12	5	111
4/5	Cavaliers	W	43	92	0.467	16	47	0.340	15	19	0.789	9	37	46	26	20	8	10	6	117
19,432	vs. Pacers		33	86	0.384	17	44	0.386	25	29	0.862	12	31	43	28	15	7	10	1	108
4/6	Cavaliers	W	52	89	0.584	12	32	0.375	26	37	0.703	13	35	48	36	11	12	13	5	142
16,511	at Grizzlies		45	94	0.479	29	59	0.492	7	10	0.700	8	23	31	32	27	7	13	4	126
4/8	Cavaliers	W	41	88	0.466	12	33	0.364	28	35	0.800	10	37	47	22	14	6	11	6</	



DATE	OPPONENT	FORWARD	FORWARD	CENTER	GUARD	GUARD	SCORE	W/L
10/22/2025	@ New York	#4 Evan Mobley	#20 Jaylon Tyson	#31 Jarrett Allen	#45 Donovan Mitchell	#5 Sam Merrill	119-111	L
10/24/2025	@ Brooklyn	#20 Jaylon Tyson	#4 Evan Mobley	#31 Jarrett Allen	#45 Donovan Mitchell	#5 Sam Merrill	131-124	W
10/26/2025	vs. Milwaukee	#12 De'Andre Hunter	#4 Evan Mobley	#31 Jarrett Allen	#45 Donovan Mitchell	#5 Sam Merrill	118-113	W
10/27/2025	@ Detroit	#12 De'Andre Hunter	#4 Evan Mobley	#31 Jarrett Allen	#45 Donovan Mitchell	#5 Sam Merrill	116-95	W
10/29/2025	@ Boston	#12 De'Andre Hunter	#4 Evan Mobley	#31 Jarrett Allen	#45 Donovan Mitchell	#20 Jaylon Tyson	125-105	L
10/31/2025	vs. Toronto	#12 De'Andre Hunter	#32 Dean Wade	#4 Evan Mobley	#2 Lonzo Ball	#20 Jaylon Tyson	112-101	L
11/02/2025	vs. Atlanta	#12 De'Andre Hunter	#22 Larry Nance Jr.	#4 Evan Mobley	#45 Donovan Mitchell	#20 Jaylon Tyson	117-109	W
11/05/2025	vs. Philadelphia	#20 Jaylon Tyson	#4 Evan Mobley	#31 Jarrett Allen	#10 Darius Garland	#45 Donovan Mitchell	132-121	W
11/07/2025	@ Washington	#12 De'Andre Hunter	#4 Evan Mobley	#31 Jarrett Allen	#10 Darius Garland	#45 Donovan Mitchell	148-115	W
11/08/2025	vs. Chicago	#12 De'Andre Hunter	#4 Evan Mobley	#31 Jarrett Allen	#45 Donovan Mitchell	#20 Jaylon Tyson	128-122	W
11/10/2025	@ Miami	#12 De'Andre Hunter	#4 Evan Mobley	#31 Jarrett Allen	#10 Darius Garland	#45 Donovan Mitchell	140-138	L
11/12/2025	@ Miami	#12 De'Andre Hunter	#32 Dean Wade	#31 Jarrett Allen	#2 Lonzo Ball	#5 Sam Merrill	130-116	W
11/13/2025	vs. Toronto	#12 De'Andre Hunter	#4 Evan Mobley	#31 Jarrett Allen	#45 Donovan Mitchell	#5 Sam Merrill	126-113	L
11/15/2025	vs. Memphis	#12 De'Andre Hunter	#4 Evan Mobley	#31 Jarrett Allen	#45 Donovan Mitchell	#5 Sam Merrill	108-100	W
11/17/2025	vs. Milwaukee	#12 De'Andre Hunter	#4 Evan Mobley	#31 Jarrett Allen	#45 Donovan Mitchell	#5 Sam Merrill	118-106	W
11/19/2025	vs. Houston	#12 De'Andre Hunter	#4 Evan Mobley	#31 Jarrett Allen	#45 Donovan Mitchell	#35 Nae'Qwan Tomlin	114-104	L
11/21/2025	vs. Indiana	#12 De'Andre Hunter	#20 Jaylon Tyson	#4 Evan Mobley	#10 Darius Garland	#45 Donovan Mitchell	120-109	W
11/23/2025	vs. LA Clippers	#20 Jaylon Tyson	#12 De'Andre Hunter	#4 Evan Mobley	#10 Darius Garland	#45 Donovan Mitchell	120-105	W
11/24/2025	@ Toronto	#20 Jaylon Tyson	#22 Larry Nance Jr.	#4 Evan Mobley	#2 Lonzo Ball	#45 Donovan Mitchell	110-99	L
11/28/2025	@ Atlanta	#12 De'Andre Hunter	#4 Evan Mobley	#31 Jarrett Allen	#10 Darius Garland	#45 Donovan Mitchell	130-123	L
11/30/2025	vs. Boston	#12 De'Andre Hunter	#20 Jaylon Tyson	#4 Evan Mobley	#10 Darius Garland	#45 Donovan Mitchell	117-115	L
12/01/2025	@ Indiana	#32 Dean Wade	#12 De'Andre Hunter	#4 Evan Mobley	#45 Donovan Mitchell	#20 Jaylon Tyson	135-119	W
12/03/2025	vs. Portland	#20 Jaylon Tyson	#12 De'Andre Hunter	#4 Evan Mobley	#10 Darius Garland	#45 Donovan Mitchell	122-110	L
12/05/2025	vs. San Antonio	#35 Nae'Qwan Tomlin	#12 De'Andre Hunter	#4 Evan Mobley	#45 Donovan Mitchell	#20 Jaylon Tyson	130-117	W
12/06/2025	vs. Golden State	#20 Jaylon Tyson	#12 De'Andre Hunter	#4 Evan Mobley	#10 Darius Garland	#45 Donovan Mitchell	99-94	L
12/12/2025	@ Washington	#20 Jaylon Tyson	#12 De'Andre Hunter	#4 Evan Mobley	#10 Darius Garland	#45 Donovan Mitchell	130-126	W
12/14/2025	vs. Charlotte	#12 De'Andre Hunter	#32 Dean Wade	#31 Jarrett Allen	#10 Darius Garland	#45 Donovan Mitchell	119-111	L
12/17/2025	@ Chicago	#20 Jaylon Tyson	#32 Dean Wade	#31 Jarrett Allen	#10 Darius Garland	#45 Donovan Mitchell	127-111	L
12/19/2025	vs. Chicago	#20 Jaylon Tyson	#32 Dean Wade	#31 Jarrett Allen	#10 Darius Garland	#24 Tyrese Proctor	136-125	L
12/22/2025	vs. Charlotte	#20 Jaylon Tyson	#32 Dean Wade	#31 Jarrett Allen	#10 Darius Garland	#45 Donovan Mitchell	139-132	W
12/23/2025	vs. New Orleans	#5 Sam Merrill	#32 Dean Wade	#31 Jarrett Allen	#10 Darius Garland	#45 Donovan Mitchell	141-118	W
12/25/2025	@ New York	#5 Sam Merrill	#32 Dean Wade	#31 Jarrett Allen	#45 Donovan Mitchell	#10 Darius Garland	126-124	L
12/27/2025	@ Houston	#5 Sam Merrill	#32 Dean Wade	#31 Jarrett Allen	#45 Donovan Mitchell	#10 Darius Garland	117-100	L
12/29/2025	@ San Antonio	#32 Dean Wade	#4 Evan Mobley	#31 Jarrett Allen	#45 Donovan Mitchell	#10 Darius Garland	113-101	W
12/31/2025	vs. Phoenix	#32 Dean Wade	#4 Evan Mobley	#31 Jarrett Allen	#10 Darius Garland	#45 Donovan Mitchell	129-113	W
01/02/2026	vs. Denver	#20 Jaylon Tyson	#4 Evan Mobley	#31 Jarrett Allen	#10 Darius Garland	#45 Donovan Mitchell	113-108	W
01/04/2026	vs. Detroit	#5 Sam Merrill	#20 Jaylon Tyson	#4 Evan Mobley	#10 Darius Garland	#45 Donovan Mitchell	114-110	L
01/06/2026	@ Indiana	#32 Dean Wade	#4 Evan Mobley	#31 Jarrett Allen	#10 Darius Garland	#5 Sam Merrill	120-116	W
01/08/2026	@ Minnesota	#45 Donovan Mitchell	#4 Evan Mobley	#31 Jarrett Allen	#10 Darius Garland	#9 Craig Porter Jr.	131-122	L
01/10/2026	vs. Minnesota	#5 Sam Merrill	#4 Evan Mobley	#31 Jarrett Allen	#10 Darius Garland	#45 Donovan Mitchell	146-134	W
01/12/2026	vs. Utah	#5 Sam Merrill	#4 Evan Mobley	#31 Jarrett Allen	#10 Darius Garland	#45 Donovan Mitchell	123-112	L
01/14/2026	@ Philadelphia	#20 Jaylon Tyson	#4 Evan Mobley	#31 Jarrett Allen	#10 Darius Garland	#45 Donovan Mitchell	133-107	W
01/16/2026	@ Philadelphia	#20 Jaylon Tyson	#4 Evan Mobley	#31 Jarrett Allen	#9 Craig Porter Jr.	#45 Donovan Mitchell	117-115	W
01/19/2026	vs. Oklahoma City	#32 Dean Wade	#4 Evan Mobley	#31 Jarrett Allen	#45 Donovan Mitchell	#20 Jaylon Tyson	136-104	L
01/21/2026	@ Charlotte	#32 Dean Wade	#4 Evan Mobley	#31 Jarrett Allen	#45 Donovan Mitchell	#20 Jaylon Tyson	94-87	W
01/23/2026	vs. Sacramento	#32 Dean Wade	#4 Evan Mobley	#31 Jarrett Allen	#45 Donovan Mitchell	#20 Jaylon Tyson	123-118	W
01/24/2026	@ Orlando	#32 Dean Wade	#4 Evan Mobley	#31 Jarrett Allen	#45 Donovan Mitchell	#20 Jaylon Tyson	119-105	W
01/26/2026	vs. Orlando	#32 Dean Wade	#4 Evan Mobley	#31 Jarrett Allen	#45 Donovan Mitchell	#20 Jaylon Tyson	114-98	W
01/28/2026	vs. LA Lakers	#20 Jaylon Tyson	#32 Dean Wade	#31 Jarrett Allen	#45 Donovan Mitchell	#5 Sam Merrill	129-99	W
01/30/2026	@ Phoenix	#20 Jaylon Tyson	#32 Dean Wade	#31 Jarrett Allen	#45 Donovan Mitchell	#5 Sam Merrill	126-113	L
02/01/2026	@ Portland	#20 Jaylon Tyson	#32 Dean Wade	#31 Jarrett Allen	#45 Donovan Mitchell	#5 Sam Merrill	130-111	W
02/04/2026	@ LA Clippers	#20 Jaylon Tyson	#32 Dean Wade	#31 Jarrett Allen	#45 Donovan Mitchell	#5 Sam Merrill	124-91	W
02/07/2026	@ Sacramento	#5 Sam Merrill	#20 Jaylon Tyson	#31 Jarrett Allen	#45 Donovan Mitchell	#1 James Harden	132-126	W
02/09/2026	@ Denver	#5 Sam Merrill	#20 Jaylon Tyson	#31 Jarrett Allen	#1 James Harden	#45 Donovan Mitchell	119-117	W
02/11/2026	vs. Washington	#5 Sam Merrill	#20 Jaylon Tyson	#31 Jarrett Allen	#1 James Harden	#45 Donovan Mitchell	138-113	W
02/19/2026	vs. Brooklyn	#32 Dean Wade	#4 Evan Mobley	#31 Jarrett Allen	#1 James Harden	#45 Donovan Mitchell	112-84	W
02/20/2026	@ Charlotte	#5 Sam Merrill	#32 Dean Wade	#31 Jarrett Allen	#1 James Harden	#45 Donovan Mitchell	118-113	W
02/22/2026	@ Oklahoma City	#32 Dean Wade	#4 Evan Mobley	#31 Jarrett Allen	#45 Donovan Mitchell	#1 James Harden	121-113	L
02/24/2026	vs. New York	#32 Dean Wade	#4 Evan Mobley	#31 Jarrett Allen	#1 James Harden	#45 Donovan Mitchell	109-94	W
02/25/2026	@ Milwaukee	#20 Jaylon Tyson	#32 Dean Wade	#31 Jarrett Allen	#8 Dennis Schroder	#5 Sam Merrill	118-116	L
02/27/2026	@ Detroit	#20 Jaylon Tyson	#4 Evan Mobley	#31 Jarrett Allen	#8 Dennis Schroder	#5 Sam Merrill	122-119	L
03/01/2026	@ Brooklyn	#20 Jaylon Tyson	#4 Evan Mobley	#31 Jarrett Allen	#1 James Harden	#5 Sam Merrill	106-102	W
03/03/2026	vs. Detroit	#20 Jaylon Tyson	#4 Evan Mobley	#31 Jarrett Allen	#1 James Harden	#5 Sam Merrill	113-109	W
03/08/2026	vs. Boston	#5 Sam Merrill	#32 Dean Wade	#4 Evan Mobley	#1 James Harden	#45 Donovan Mitchell	109-98	L
03/09/2026	vs. Philadelphia	#5 Sam Merrill	#32 Dean Wade	#4 Evan Mobley	#1 James Harden	#45 Donovan Mitchell	115-101	W
03/11/2026	@ Orlando	#5 Sam Merrill	#32 Dean Wade	#4 Evan Mobley	#1 James Harden	#45 Donovan Mitchell	128-122	L
03/13/2026	@ Dallas	#14 Keon Ellis	#32 Dean Wade	#4 Evan Mobley	#1 James Harden	#45 Donovan Mitchell	138-105	W
03/15/2026	vs. Dallas	#14 Keon Ellis	#32 Dean Wade	#4 Evan Mobley	#1 James Harden	#45 Donovan Mitchell	130-120	L
03/17/2026	@ Milwaukee	#5 Sam Merrill	#32 Dean Wade	#4 Evan Mobley	#1 James Harden	#45 Donovan Mitchell	123-116	W
03/19/2026	@ Chicago	#20 Jaylon Tyson	#32 Dean Wade	#4 Evan Mobley	#1 James Harden	#5 Sam Merrill	115-110	W
03/21/2026	@ New Orleans	#5 Sam Merrill	#32 Dean Wade	#4 Evan Mobley	#1 James Harden	#45 Donovan Mitchell	111-106	W
03/24/2026	vs. Orlando	#5 Sam Merrill	#32 Dean Wade	#4 Evan Mobley	#1 James Harden	#45 Donovan Mitchell	136-131	W
03/25/2026	vs. Miami	#5 Sam Merrill	#14 Keon Ellis	#4 Evan Mobley	#1 James Harden	#45 Donovan Mitchell	120-103	L
03/27/2026	vs. Miami	#5 Sam Merrill	#4 Evan Mobley	#31 Jarrett Allen	#1 James Harden	#45 Donovan Mitchell	149-128	W
03/30/2026	@ Utah	#5 Sam Merrill	#14 Keon Ellis	#4 Evan Mobley	#1 James Harden	#45 Donovan Mitchell	122-113	W
03/31/2026	@ LA Lakers	#2 Max Strus	#4 Evan Mobley	#31 Jarrett Allen	#1 James Harden	#45 Donovan Mitchell	127-113	L
04/02/2026	@ Golden State	#2 Max Strus	#4 Evan Mobley	#31 Jarrett Allen	#1 James Harden	#45 Donovan Mitchell	118-111	W
04/05/2026	vs. Indiana	#2 Max Strus	#14 Keon Ellis	#3 Thomas Bryant	#1 James Harden	#45 Donovan Mitchell	117-108	W
04/06/2026	@ Memphis	#14 Keon Ellis	#4 Evan Mobley	#31 Jarrett Allen	#8 Dennis Schroder	#5 Sam Merrill	142-126	W
04/08/2026	vs. Atlanta	#32 Dean Wade	#4 Evan Mobley	#31 Jarrett Allen	#1 James Harden	#45 Donovan Mitchell	122-116	W
04/10/2026	@ Atlanta	#20 Jaylon Tyson	#32 Dean Wade	#4 Evan Mobley	#1 James Harden	#2 Max Strus	124-102	L
04/12/2026	vs. Washington	#20 Jaylon Tyson	#35 Nae'Qwan Tomlin	#22 Larry Nance Jr.	#9 Craig Porter Jr.	#2 Max Strus	130-117	W



DATE	OPPONENT	FORWARD	FORWARD	CENTER	GUARD	GUARD	SCORE	W/L
04/18/2026	vs. Toronto	#32 Dean Wade	#4 Evan Mobley	#31 Jarrett Allen	#1 James Harden	#45 Donovan Mitchell	126-113	W
04/20/2026	vs. Toronto	#32 Dean Wade	#4 Evan Mobley	#31 Jarrett Allen	#1 James Harden	#45 Donovan Mitchell	115-105	W
04/23/2026	@ Toronto	#32 Dean Wade	#4 Evan Mobley	#31 Jarrett Allen	#1 James Harden	#45 Donovan Mitchell	126-104	L
04/26/2026	@ Toronto	#32 Dean Wade	#4 Evan Mobley	#31 Jarrett Allen	#1 James Harden	#45 Donovan Mitchell	93-89	L
04/29/2026	vs. Toronto	#2 Max Strus	#4 Evan Mobley	#31 Jarrett Allen	#1 James Harden	#45 Donovan Mitchell	125-120	W
05/01/2026	@ Toronto	#2 Max Strus	#4 Evan Mobley	#31 Jarrett Allen	#1 James Harden	#45 Donovan Mitchell	112-110	L
05/03/2026	vs. Toronto	#32 Dean Wade	#4 Evan Mobley	#31 Jarrett Allen	#1 James Harden	#45 Donovan Mitchell	114-102	W
05/05/2026	@ Detroit	#32 Dean Wade	#4 Evan Mobley	#31 Jarrett Allen	#1 James Harden	#45 Donovan Mitchell	111-101	L
05/07/2026	@ Detroit	#32 Dean Wade	#4 Evan Mobley	#31 Jarrett Allen	#1 James Harden	#45 Donovan Mitchell	107-97	L
05/09/2026	vs. Detroit	#32 Dean Wade	#4 Evan Mobley	#31 Jarrett Allen	#1 James Harden	#45 Donovan Mitchell	116-109	W
05/11/2026	vs. Detroit	#32 Dean Wade	#4 Evan Mobley	#31 Jarrett Allen	#1 James Harden	#45 Donovan Mitchell	112-103	W
05/13/2026	@ Detroit	#32 Dean Wade	#4 Evan Mobley	#31 Jarrett Allen	#1 James Harden	#45 Donovan Mitchell	117-113	W
05/15/2026	vs. Detroit	#32 Dean Wade	#4 Evan Mobley	#31 Jarrett Allen	#1 James Harden	#45 Donovan Mitchell	115-94	L
05/17/2026	@ Detroit	#2 Max Strus	#4 Evan Mobley	#31 Jarrett Allen	#1 James Harden	#45 Donovan Mitchell	125-94	W
05/19/2026	at New York	--	--	--	--	--	--	--
05/21/2026	at New York	--	--	--	--	--	--	--
05/23/2026	New York	--	--	--	--	--	--	--
05/25/2026	New York	--	--	--	--	--	--	--
05/27/2026	at New York	--	--	--	--	--	--	--
05/29/2026	New York	--	--	--	--	--	--	--
05/31/2026	at New York	--	--	--	--	--	--	--



DATE	OPPONENT	W/L	CAVALIERS										OPPONENTS									
			BENCH PTS	AVG	INTHE PAINT	AVG	SECOND CHANCE	AVG	FAST BREAK	AVG	POINTS OFFTO	AVG	BENCH PTS	AVG	INTHE PAINT	AVG	SECOND CHANCE	AVG	FAST BREAK	AVG	POINTS OFFTO	AVG
10/22	at New York	L	30	30.0	30	30.0	11	11.0	23	23.0	18	18.0	35	35.0	42	42.0	13	13.0	16	16.0	21	21.0
10/24	at Brooklyn	W	31	30.5	48	39.0	10	10.5	8	15.5	20	19.0	44	39.5	44	43.0	19	16.0	8	12.0	20	20.5
10/26	Milwaukee	W	30	30.3	40	39.3	14	11.7	7	12.7	24	20.7	20	33.0	44	44.7	8	13.3	5	9.7	22	21.0
10/27	at Detroit	W	22	28.3	54	43.0	14	12.3	19	14.3	25	21.8	51	37.5	42	44.0	13	13.3	10	9.8	15	19.5
10/29	at Boston	L	18	26.2	28	40.0	19	13.6	19	15.2	14	20.2	45	39.0	34	42.0	23	15.2	13	10.4	19	19.4
10/31	Toronto	L	15	24.3	40	40.0	17	14.2	11	14.5	17	19.7	48	40.5	44	42.3	18	15.7	12	10.7	12	18.2
11/2	Atlanta	W	27	24.7	34	39.1	13	14.0	27	16.3	33	21.6	29	38.9	60	44.9	8	14.6	14	11.1	20	18.4
11/5	Philadelphia	W	21	24.3	60	41.8	13	13.9	25	17.4	26	22.1	64	42.0	58	46.5	20	15.3	19	12.1	17	18.3
11/7	at Washington	W	62	28.4	58	43.6	30	15.7	27	18.4	32	23.2	41	41.9	50	46.9	13	15.0	26	13.7	15	17.9
11/8	Chicago	W	18	27.4	50	44.2	12	15.3	16	18.2	16	22.5	58	43.5	48	47.0	4	13.9	25	14.8	15	17.6
11/10	at Miami	L	41	28.6	50	44.7	29	16.5	11	17.5	20	22.3	49	44.0	66	48.7	20	14.5	23	15.5	13	17.2
11/12	at Miami	W	51	30.5	58	45.8	26	17.3	9	16.8	29	22.8	32	43.0	56	49.3	12	14.3	16	15.6	16	17.1
11/13	Toronto	L	41	31.3	54	46.5	19	17.5	6	16.0	20	22.6	33	42.2	60	50.2	14	14.2	28	16.5	20	17.3
11/15	Memphis	W	18	30.4	40	46.0	16	17.4	8	15.4	17	22.2	36	41.8	36	49.1	16	14.4	11	16.1	19	17.4
11/17	Milwaukee	W	24	29.9	54	46.5	4	16.5	15	15.4	19	22.0	31	41.1	34	48.1	11	14.1	12	15.9	19	17.5
11/19	Houston	L	22	29.4	44	46.4	6	15.8	18	15.6	16	21.6	34	40.6	52	48.4	21	14.6	11	15.6	20	17.7
11/21	Indiana	W	12	28.4	50	46.6	14	15.7	13	15.4	12	21.1	25	39.7	46	48.2	10	14.3	11	15.3	16	17.6
11/23	LA Clippers	W	33	28.7	40	46.2	21	16.0	14	15.3	19	20.9	19	38.6	52	48.4	12	14.2	9	14.9	22	17.8
11/24	at Toronto	L	39	29.2	42	46.0	8	15.6	21	15.6	21	20.9	32	38.2	48	48.4	7	13.8	22	15.3	13	17.6
11/28	at Atlanta	L	22	28.9	46	46.0	13	15.5	17	15.7	13	20.6	29	37.8	64	49.2	12	13.7	36	16.4	25	18.0
11/30	Boston	L	24	28.6	42	45.8	18	15.6	20	15.9	25	20.8	26	37.2	42	48.9	16	13.8	16	16.3	20	18.0
12/1	at Indiana	W	30	28.7	62	46.5	28	16.1	16	15.9	17	20.6	39	37.3	58	49.3	25	14.3	14	16.2	13	17.8
12/3	Portland	L	24	28.5	46	46.5	7	15.7	15	15.9	12	20.2	46	37.7	42	49.0	10	14.1	17	16.3	8	17.4
12/5	San Antonio	W	37	28.8	80	47.9	16	15.8	24	16.2	19	20.2	42	37.8	44	48.8	18	14.3	6	15.8	11	17.1
12/6	Golden State	L	13	28.2	48	47.9	23	16.0	8	15.9	18	20.1	47	38.2	38	48.3	14	14.3	10	15.6	15	17.0
12/12	at Washington	W	13	27.6	50	48.0	21	16.2	17	15.9	26	20.3	39	38.2	36	47.8	10	14.1	19	15.7	13	16.9
12/14	Charlotte	L	41	28.1	50	48.1	7	15.9	8	15.6	18	20.2	29	37.9	50	47.9	20	14.3	14	15.7	26	17.2
12/17	at Chicago	L	27	28.1	52	48.2	8	15.6	14	15.6	22	20.3	38	37.9	68	48.6	12	14.3	25	16.0	21	17.4
12/19	Chicago	L	49	28.8	62	48.7	18	15.7	7	15.3	14	20.1	55	38.5	58	49.0	20	14.4	20	16.1	21	17.5
12/22	Charlotte	W	56	29.7	42	48.5	7	15.4	18	15.4	31	20.4	47	38.8	40	48.7	20	14.6	22	16.3	17	17.5
12/23	New Orleans	W	57	30.6	72	49.2	27	15.8	11	15.2	27	20.6	53	39.2	54	48.8	18	14.7	25	16.6	19	17.5
12/25	at New York	L	46	31.1	56	49.4	10	15.6	18	15.3	21	20.7	46	39.4	40	48.6	14	14.7	19	16.7	28	17.8
12/27	at Houston	L	47	31.5	56	49.6	15	15.6	13	15.2	11	20.4	41	39.5	40	48.3	11	14.6	15	16.6	26	18.1
12/29	at San Antonio	W	35	31.6	48	49.6	15	15.6	17	15.3	20	20.4	36	39.4	46	48.2	17	14.7	10	16.4	16	18.0
12/31	Phoenix	W	39	31.9	56	49.8	12	15.5	17	15.3	11	20.1	33	39.2	36	47.9	15	14.7	19	16.5	16	18.0
1/2	Denver	W	38	32.0	50	49.8	23	15.7	13	15.3	10	19.8	28	38.9	34	47.5	14	14.7	13	16.4	18	18.0
1/4	Detroit	L	28	31.9	30	49.2	17	15.7	16	15.3	21	19.8	51	39.2	40	47.3	14	14.6	19	16.5	17	17.9
1/6	at Indiana	W	30	31.9	64	49.6	19	15.8	12	15.2	12	19.6	36	39.1	42	47.2	13	14.6	9	16.3	21	18.0
1/8	at Minnesota	L	42	32.1	66	50.1	11	15.7	22	15.4	24	19.7	19	38.6	50	47.2	13	14.6	20	16.4	14	17.9
1/10	Minnesota	W	36	32.2	68	50.5	12	15.6	17	15.4	22	19.8	54	39.0	58	47.5	15	14.6	15	16.4	16	17.9
1/12	Utah	L	31	32.2	38	50.2	12	15.5	20	15.5	25	19.9	33	38.9	40	47.3	14	14.6	17	16.4	13	17.8
1/14	at Philadelphia	W	39	32.4	48	50.1	19	15.6	24	15.7	17	19.9	45	39.0	32	47.0	16	14.6	17	16.4	22	17.9
1/16	at Philadelphia	W	38	32.5	48	50.1	16	15.6	14	15.7	15	19.7	34	38.9	38	46.7	13	14.6	23	16.5	32	18.2
1/19	Oklahoma City	L	37	32.6	48	50.0	22	15.7	11	15.6	8	19.5	42	39.0	42	46.6	5	14.3	11	16.4	23	18.3
1/21	at Charlotte	W	25	32.4	46	50.0	25	15.9	9	15.4	20	19.5	27	38.7	50	46.7	17	14.4	26	16.6	21	18.4
1/23	Sacramento	W	23	32.2	52	50.0	17	16.0	4	15.2	15	19.4	73	39.4	36	46.5	13	14.4	13	16.5	4	18.0
1/24	at Orlando	W	35	32.3	50	50.0	6	15.7	14	15.2	17	19.3	22	39.1	40	46.3	14	14.4	11	16.4	28	18.3
1/26	Orlando	W	20	32.0	52	50.0	9	15.6	19	15.3	16	19.3	15	38.6	38	46.2	8	14.2	13	16.4	18	18.3
1/28	LA Lakers	W	52	32.4	60	50.2	17	15.6	13	15.2	21	19.3	41	38.6	48	46.2	11	14.2	13	16.3	13	18.1
1/30	at Phoenix	L	56	32.9	56	50.4	22	15.8	16	15.2	31	19.5	48	38.8	34	46.0	3	13.9	34	16.6	36	18.5
2/1	at Portland	W	30	32.8	68	50.7	21	15.9	24	15.4	33	19.8	41	38.8	50	46.0	21	14.1	16	16.6	21	18.5
2/4	at LA Clippers	W	52	33.2	60	50.9	13	15.8	27	15.6	47	20.3	36	38.8	54	46.2	7	13.9	11	16.5	11	18.4
2/7	at Sacramento	W	33	33.2	62	51.1	16	15.8	12	15.5	17	20.3	32	38.7	54	46.3	27	14.2	16	16.5	14	18.3
2/9	at Denver	W	18	32.9	50	51.1	19	15.9	9	15.4	18	20.2	28	38.5	40	46.2	20	14.3	24	16.6	16	18.3
2/11	Washington	W	35	33.0	56	51.2	27	16.1	10	15.3	16	20.1	49	38.7	44	46.2	28	14.5	6	16.5	17	18.3
2/19	Brooklyn	W	43	33.1	58	51.3	9	15.9	22	15.4	19	20.1	40	38.7	26	45.8	7	14.4	15	16.4	13	18.2
2/20	at Charlotte	W	24	33.0	50	51.3	18	16.0	8	15.3	18	20.1	27	38.5	28	45.5	37	14.8	3	16.2	13	18.1
2/22	at Oklahoma City	L	47	33.2	56	51.3	8	15.8	21	15.4	12	19.9	37	38.4	40	45.4	17	14.8	17	16.2	31	18.3
2/24	New York	W	24	33.1	42	51.2	16	15.8	8	15.3	17	19.9	27	38.3	46	45.4	15	14.8	9	16.1	10	18.2
2/25	at Milwaukee	L	35	33.1	54	51.2	25	16.0	3	15.1	20	19.9	33	38.2	44	45.4	6	14.7	9	16.0	12	18.1
2/27	at Detroit	L	24	33.0	56	51.3	15	16.0	7	15.0	11	19.8	27	38.0	68	45.8	19	14.8	12	15.9	20	18.1
3/1	at Brooklyn	W	23	32.8	40	51.1	9	15.9	12	14.9	13	19.6	47	38.1	52	45.9	8	14.7	17	15.9	18	18.1
3/3	Detroit	W	38	32.9	40	51.0	13	15.8	9	14.8	15	19.6	32	38.0	48	45.9	11	14.6	10	15.8	13	18.0
3/8	Boston	L	13	32.6	38	50.8	10	15.7	18	14.9	8	19.4	41	38.1	32	45.7	11	14.5	2	15.6	13	17.9
3/9	Philadelphia	W	47	32.8	40	50.6	10	1														



DATE	OPPONENT	W/L	BENCH PTS	AVG	INTHE PAINT	AVG	SECOND CHANCE	AVG	FAST BREAK	AVG	POINTS OFFTO	AVG	BENCH PTS	AVG	INTHE PAINT	AVG	SECOND CHANCE	AVG	FAST BREAK	AVG	POINTS OFFTO	AVG	
4/18	Toronto	W	40	40.0	52	52.0	13	13.0	2	2.0	22	22.0	30	30.0	36	36.0	10	10.0	3	3.0	24	24.0	
4/20	Toronto	W	19	29.5	52	52.0	10	11.5	2	2.0	22	22.0	45	37.5	64	50.0	19	14.5	16	9.5	19	21.5	
4/23	at Toronto	L	39	32.7	40	48.0	16	13.0	5	3.0	8	17.3	40	38.3	60	53.3	20	16.3	9	9.3	23	22.0	
4/26	at Toronto	L	32	32.5	38	45.5	7	11.5	10	4.8	7	14.8	19	33.5	50	52.5	19	17.0	15	10.8	17	20.8	
4/29	Toronto	W	43	34.6	48	46.0	11	11.4	6	5.0	20	15.8	43	35.4	48	51.6	13	16.2	26	13.8	28	22.2	
5/1	at Toronto	L	24	32.8	54	47.3	22	13.2	6	5.2	17	16.0	30	34.5	48	51.0	10	15.2	20	14.8	25	22.7	
5/3	Toronto	W	34	33.0	42	46.6	23	14.6	13	6.3	19	16.4	19	32.3	50	50.9	7	14.0	13	14.6	18	22.0	
5/5	at Detroit	L	35	33.3	44	46.3	11	14.1	6	6.3	16	16.4	27	31.6	44	50.0	19	14.6	15	14.6	31	23.1	
5/7	at Detroit	L	17	31.4	52	46.9	22	15.0	4	6.0	10	15.7	26	31.0	42	49.1	16	14.8	13	14.4	14	22.1	
5/9	Detroit	W	28	31.1	54	47.6	11	14.6	10	6.4	27	16.8	26	30.5	60	50.2	19	15.2	11	14.1	19	21.8	
5/11	Detroit	W	19	30.0	34	46.4	16	14.7	6	6.4	25	17.5	52	32.5	50	50.2	11	14.8	12	13.9	20	21.6	
5/13	at Detroit	W	31	30.1	38	45.7	14	14.7	7	6.4	16	17.4	27	32.0	48	50.0	15	14.8	23	14.7	27	22.1	
5/15	Detroit	L	19	29.2	26	44.2	13	14.5	8	6.5	17	17.4	48	33.2	48	49.8	20	15.2	14	14.6	28	22.5	
5/17	at Detroit	W	37	29.8	58	45.1	18	14.8	12	6.9	22	17.7	47	34.2	34	48.7	11	14.9	11	14.4	17	22.1	
5/19	at New York	--	--	--	--	--	--	--	--	--	--	--	--	--	--	--	--	--	--	--	--	--	
5/21	at New York	--	--	--	--	--	--	--	--	--	--	--	--	--	--	--	--	--	--	--	--	--	
5/23	New York	--	--	--	--	--	--	--	--	--	--	--	--	--	--	--	--	--	--	--	--	--	
5/25	New York	--	--	--	--	--	--	--	--	--	--	--	--	--	--	--	--	--	--	--	--	--	
5/27	at New York	--	--	--	--	--	--	--	--	--	--	--	--	--	--	--	--	--	--	--	--	--	
5/29	New York	--	--	--	--	--	--	--	--	--	--	--	--	--	--	--	--	--	--	--	--	--	
5/31	at New York	--	--	--	--	--	--	--	--	--	--	--	--	--	--	--	--	--	--	--	--	--	
<b>2025-26 TOTALS</b>			<b>8-6</b>	<b>417</b>	<b>29.8</b>	<b>632</b>	<b>45.1</b>	<b>207</b>	<b>14.8</b>	<b>97</b>	<b>6.9</b>	<b>248</b>	<b>17.7</b>	<b>479</b>	<b>34.2</b>	<b>682</b>	<b>48.7</b>	<b>209</b>	<b>14.9</b>	<b>201</b>	<b>14.4</b>	<b>310</b>	<b>22.1</b>



ALL (AS OF MAY 19, 2026, 4:29 AM EDT) 2025 : POSTSEASON																						
DATE	OPPONENT	OVERALL REC	W/L	CAVALIERS								OPPONENTS								TOTAL	POINT DIFF.	
				1ST	2ND	1ST HALF	3RD	4TH	2ND HALF	1ST OT	BIGGEST LEAD	TOTAL	1ST	2ND	1ST HALF	3RD	4TH	2ND HALF	1ST OT			BIGGEST LEAD
4/18	Toronto	1-0	W	35	26	61	36	29	65	--	24	126	31	23	54	22	37	59	--	5	113	13
4/20	Toronto	2-0	W	26	28	54	30	31	61	--	16	115	19	29	48	29	28	57	--	0	105	10
4/23	at Toronto	2-1	L	25	29	54	27	23	50	--	5	104	31	23	54	29	43	72	--	25	126	-22
4/26	at Toronto	2-2	L	17	19	36	22	31	53	--	9	89	14	24	38	22	33	55	--	6	93	-4
4/29	Toronto	3-2	W	38	29	67	33	25	58	--	11	125	34	40	74	29	17	46	--	12	120	5
5/1	at Toronto	3-3	L	32	19	51	30	23	53	6	6	110	32	29	61	31	12	43	8	15	112	-2
5/3	Toronto	4-3	W	24	25	49	38	27	65	--	22	114	26	23	49	19	34	53	--	10	102	12
5/5	at Detroit	4-4	L	21	25	46	30	25	55	--	5	101	37	22	59	24	28	52	--	18	111	-10
5/7	at Detroit	4-5	L	18	25	43	32	22	54	--	3	97	25	29	54	25	28	53	--	14	107	-10
5/9	Detroit	5-5	W	32	32	64	19	33	52	--	17	116	30	18	48	33	28	61	--	7	109	7
5/11	Detroit	6-5	W	21	31	52	38	22	60	--	21	112	24	32	56	21	26	47	--	7	103	9
5/13	at Detroit	7-5	W	27	25	52	32	19	51	14	7	117	29	31	60	20	23	43	10	15	113	4
5/15	Detroit	7-6	L	25	26	51	19	24	43	--	6	94	27	27	54	30	31	61	--	22	115	-21
5/17	at Detroit	8-6	W	31	33	64	35	26	61	--	35	125	22	25	47	26	21	47	--	1	94	31
5/19	at New York	--	--	--	--	--	--	--	--	--	--	--	--	--	--	--	--	--	--	--	--	--
5/21	at New York	--	--	--	--	--	--	--	--	--	--	--	--	--	--	--	--	--	--	--	--	--
5/23	New York	--	--	--	--	--	--	--	--	--	--	--	--	--	--	--	--	--	--	--	--	--
5/25	New York	--	--	--	--	--	--	--	--	--	--	--	--	--	--	--	--	--	--	--	--	--
5/27	at New York	--	--	--	--	--	--	--	--	--	--	--	--	--	--	--	--	--	--	--	--	--
5/29	New York	--	--	--	--	--	--	--	--	--	--	--	--	--	--	--	--	--	--	--	--	--
5/31	at New York	--	--	--	--	--	--	--	--	--	--	--	--	--	--	--	--	--	--	--	--	--
<b>2025-26 TOTALS</b>		<b>8-6</b>	<b>--</b>	<b>372</b>	<b>372</b>	<b>744</b>	<b>421</b>	<b>360</b>	<b>781</b>	<b>20</b>	<b>--</b>	<b>1,545</b>	<b>381</b>	<b>375</b>	<b>756</b>	<b>360</b>	<b>389</b>	<b>749</b>	<b>18</b>	<b>--</b>	<b>1,523</b>	<b>22</b>
<b>AVG/GAME</b>		<b>--</b>	<b>--</b>	<b>26.6</b>	<b>26.6</b>	<b>53.1</b>	<b>30.1</b>	<b>25.7</b>	<b>55.8</b>	<b>10.0</b>	<b>13.4</b>	<b>110.4</b>	<b>27.2</b>	<b>26.8</b>	<b>54.0</b>	<b>25.7</b>	<b>27.8</b>	<b>53.5</b>	<b>9.0</b>	<b>11.2</b>	<b>108.8</b>	<b>1.6</b>