CLEVELAND CAVALIERS (9-8)

@ CHICAGO BULLS (4-12)

Monday, November 23rd, 2026 | 8:00 p.m. ET UNITED CENTER, CHICAGO, IL TV: RESN on DAZN AUDIO: WTAM/WMMS, CAVS APP, IHEART APP, LA MEGA

2026-27 CLEVELAND CAVALIERS GAME NOTES FOLLOW @CAVSNOTES ON "X" SEASON GAME 18 ROAD GAME 8

LAST GAMES STARTERS

PLAYER / 2026-27 REGULAR SEASON AVERAGES

#1 James Harden — G • 6-5 • 220 • Arizona State/USA • 18th Season

GP/GS	PPG	RPG	APG	SPG	BPG	MPG
16/16	18.4	4.8	6.3	0.9	0.5	33.6

#45 Donovan Mitchell — G • 6-3 • 228 • Louisville/USA • 10th Season

GP/GS	PPG	RPG	APG	SPG	BPG	MPG
16/16	24.5	4.7	5.2	1.3	0.4	33.1

#24 Tyrese Proctor — SF • 6-4 • 185 • Duke/Australia • 2nd Season

GP/GS	PPG	RPG	APG	SPG	BPG	MPG
16/5	9.4	3.2	2.6	0.5	0.1	20.4

#8 Peyton Watson — PF • 6-8 • 215 • UCLA/USA • 5th Season

GP/GS	PPG	RPG	APG	SPG	BPG	MPG
13/13	11.0	4.5	2.5	0.8	1.5	27.8

#31 Jarrett Allen — C • 6-11 • 251 • Texas/USA • 10th Season

GP/GS	PPG	RPG	APG	SPG	BPG	MPG
14/14	12.6	8.7	1.9	0.6	1.3	26.9

CAVS QUICK FACTS

- The Cavaliers are facing the Chicago Bulls for the 2nd of 4 matchups this season (Nov. 23 at CHI, Dec. 3 at CHI, March 20 vs CHI). Cleveland has won 7-straight games against teams in their own Central Division since 3/3/26. The Cavs are also 14-3 against the Bulls over their last 17 matchups since 10/22/22. The Cavs have also won 6 of their last 8 games at the United Center since 10/22/22. Cleveland defeated Chicago in their previous matchup 126-115 on Nov. 16 at Rocket Arena, led by **Donovan Mitchell's** season-high 39 PTS. In their last game on Friday night, Cleveland won 128-119 against Indiana, shooting 19-44 (.432) from beyond the arc and improving to 2-1 and 2nd in the NBA Cup East Group B standings (+21 scoring differential).

- **JAMES HARDEN** recorded a season-high and Cavs season-high **51 POINTS** on 15-26 (.577) shooting from the field, including 7-11 (.636) shooting from beyond the arc and a perfect 14-14 from the charity stripe, 6 REB, 6 AST and 1 STL in a season-high 40 MIN on Nov. 20 vs. IND. His 7 made three-pointers was also a season-high. **It was his 26th career 50-point game, which passed Kobe Bryant (25) for the 3rd-most 50-point games in NBA history. Harden is also the 6th player in Cavs history to record at least 50 PTS in a game (Walt Wesley, LeBron James, Kyrie Irving, Darius Garland and Donovan Mitchell).** Harden is also the 6th player age 37 or older to record a 50-ponit game, joining LeBron James, Michael Jordan, Kobe Bryant, Jamal Crawford and Steph Curry. With his 26th points of the game, Harden also moved in 9th place for most combined regular season and postseason points in NBA history. Over his last 11 games since 10/31/26 at MIL, Harden is shooting 34-76 (.447%) from beyond the arc.

MOST 50-POINT GAMES IN NBA HISTORY	
1.) Wilt Chamberlain - 118 games	2.) Michael Jordan - 31 games
3.) JAMES HARDEN - 26 games	4.) Kobe Bryant - 25 games

- **DONOVAN MITCHELL** recorded 20 PTS, 3 AST and 3 REB in 29 MIN on Nov. 20 vs. IND. Over his last 3 games, he is averaging 31.0 PPG on 38-69 (.551) shooting from the field. In his previous game against Chicago on 11/16, he recorded a game-high 39 PTS in the win and **he enters Monday night's game with the highest all-time scoring average in NBA history against the Bulls, averaging 29.9 PPG over 22 career games.** He is also 11-2 against the Bulls over his last 13 matchups.

HIGHEST SCORING AVERAGES IN NBA HISTORY AGAINST CHICAGO	
1.) DONOVAN MITCHELL - 29.9 PPG IN 22 G	2.) Allen Iverson - 28.3 PPG in 37 G

- **MARIO HEZONJA** recorded his 2nd double-double of the season (6th of his career) with 10 PTS on 4-8 (.500) shooting from the field (2-4 3FG), a game-high tying 10 REB, 3 AST and a game-high +/- of +24 in 20 MIN off the bench on Nov. 20 vs. IND. Over his last 5 games, Hezonja is averaging 12.2 PPG on 26-41 (.634) shooting from the field and 7-14 (.500) shooting from deep.

- **PEYTON WATSON** contributed 15 PTS on 6-9 (.667) shooting from the field, including 3-6 (.500) shooting from the three-point line, 4 REB, 3 AST, 2 STL and 1 BLK in 29 MIN on Nov. 20 vs. IND. He has scored in double figures in 5 of his last 7 games.

- **JARRETT ALLEN** is shooting 69-113 (.611%) on the season which ranks 4th in the NBA in FG% (1st in the East). Allen has recorded 3 double-double this season and **over his last 65 DBL-DBLs with Cleveland since 4/10/24, the Cavs are 56-9 (.861). Of the 17 NBA players with at least 60 DBL-DBL since April 10, 2024, Allen holds the best winning percentage.**

- **ROOKIE AND SOPHOMORE IMPACT:** Cavs rookie **MELEEK THOMAS** has scored 10+ PTS in 11 of his first 14 games to start his NBA career (12.7 PPG) and he's shooting 34-81 (.420) from beyond the arc, ranking 2nd in 3FG% among all NBA rookies. Sophomore guard **TYRESE PROCTOR** is averaging 15.2 PPG, 3.8 RPG and 3.2 APG in 27.0 MPG over his last 7 games. He is shooting 28-62 (.452) from the 3-point line this season, which ranks 9th-best in 3FG% in the East this season.

CAVALIERS PRONUNCIATIONS

Khalifa Diop (Haa-Leaf-a JHOP); **Mario Hezonja** (MAH-rio HEH-zon-yah); **Norchad Omier** (nor-CHAD oh-MEER); **Meleek Thomas** (muh-LEEK); **Nae'Qwan Tomlin** (NAY-KWAN); **Jaylon Tyson** (JAY-len); **Ernest Udeh Jr.** (OO-day)

INJURIES

https://official.nba.com/nba-injury-report-2026-27-season/

2026-27 REGULAR SEASON CAVALIERS RECORDS

	RECORD	HOME	ROAD	OT
OVERALL	9-8	7-3	2-5	1-0
WESTERN	2-3	2-2	0-1	1-0
EASTERN	7-5	5-1	2-4	--
CENTRAL	3-0	2-0	1-0	--

STREAKS	
OVERALL	Won 1
WESTERN	Lost 1
EASTERN	Won 2
CENTRAL	Won 3

2026-27 REG. SEASON SCHEDULE

DATE	OPPONENT	SCORE		RECORD
10/22	@ 76ers	106-114	L	0-1
10/24	**vs. Nets**	**125-121**	**W**	**1-1**
10/26	**vs. Timberwolves**	**127-125***	**W**	**2-1**
10/28	**vs. Wizards**	**121-111**	**W**	**3-1**
10/29	@ Hawks	111-114	L	3-2
10/31	**@ Bucks**	**136-111**	**W**	**4-2**
11/2	vs. Thunder	112-117	L	4-3
11/4	@ Thunder	116-124	L	4-4
11/6	**vs. 76ers**	**119-95**	**W**	**5-4**
11/7	vs. Knicks	97-109	L	5-5
11/9	@ Hornets	112-124	L	5-6
11/11	**@ Knicks**	**115-107**	**W**	**6-6**
11/13	@ Heat	121-133	L	6-7
11/14	**vs. Mavericks**	**127-117**	**W**	**7-7**
11/16	**vs. Bulls**	**126-115**	**W**	**8-7**
11/18	vs. Grizzlies	121-124	L	8-8
11/20	**vs. Pacers**	**128-119**	**W**	**9-8**
11/23	@ Bulls	8:00 pm		--
11/25	@ Knicks	7:30 pm		--
11/29	vs. Heat	6:00 pm		--
12/1	vs. Pacers	7:00 pm		--
12/3	@ Bulls	8:00 pm		--
12/12	vs. Warriors	8:00 pm		--
12/15	vs. Spurs	8:00 pm		--
12/16	@ Magic	7:00 pm		--
12/18	@ Pistons	7:30 pm		--
12/20	vs. Jazz	6:00 pm		--
12/21	vs. Knicks	7:00 pm		--
12/23	@ Wizards	7:00 pm		--
12/27	vs. Wizards	6:00 pm		--
12/28	@ Celtics	8:00 pm		--
12/31	vs. Clippers	3:00 pm		--
1/2	@ Hornets	1:00 pm		--
1/3	@ Rockets	7:00 pm		--
1/5	vs. Raptors	7:00 pm		--
1/7	@ Magic	7:00 pm		--
1/9	vs. Nuggets	5:00 pm		--
1/11	@ Timberwolves	9:30 pm		--
1/13	@ Hawks	7:00 pm		--
1/15	@ Bucks	8:00 pm		--
1/16	@ Grizzlies	8:00 pm		--
1/18	vs. Pistons	12:00 pm		--
1/21	@ Nets	7:30 pm		--
1/23	@ Mavericks	8:00 pm		--
1/25	@ Pelicans	8:00 pm		--
1/27	vs. Pistons	7:00 pm		--
1/29	@ Raptors	7:00 pm		--
1/30	vs. Pelicans	7:30 pm		--
2/1	@ Jazz	9:00 pm		--
2/3	@ Suns	9:00 pm		--
2/4	@ Trail Blazers	10:00 pm		--
2/6	vs. Magic	7:30 pm		--
2/9	vs. Raptors	7:00 pm		--
2/10	@ Pacers	7:00 pm		--
2/12	@ Raptors	7:30 pm		--
2/14	vs. Suns	1:00 pm		--
2/16	vs. Bucks	7:00 pm		--
2/17	vs. Bucks	7:00 pm		--
2/25	vs. Kings	7:00 pm		--
2/26	@ Celtics	7:30 pm		--
3/1	vs. 76ers	7:00 pm		--
3/4	vs. Trail Blazers	7:00 pm		--
3/6	vs. Hawks	5:30 pm		--
3/9	@ Pistons	8:00 pm		--
3/11	@ Clippers	10:30 pm		--
3/12	@ Lakers	10:00 pm		--
3/14	@ Kings	6:00 pm		--
3/16	@ Warriors	10:00 pm		--
3/18	@ Nuggets	9:00 pm		--
3/20	vs. Bulls	7:30 pm		--
3/22	vs. Rockets	7:00 pm		--
3/25	vs. Lakers	7:00 pm		--
3/29	vs. Heat	7:00 pm		--
3/31	@ Nets	7:30 pm		--
4/1	vs. Celtics	7:00 pm		--
4/4	vs. Hornets	3:00 pm		--
4/5	vs. Nets	7:00 pm		--
4/7	@ Spurs	7:30 pm		--
4/9	@ Pacers	7:00 pm		--
4/11	vs. Hawks	6:00 pm		--

All Times Cleveland Time (ET)

AT CHICAGO (2026-27 RECORD: 4-12)

2026-27 REGULAR SEASON	PPG	OPP. PPG	FG%	3FG%	FT%	RPG	APG	SPG	TO	BPG
Cavaliers	118.8	116.5	.475	.371	.768	45.6	27.4	7.59	13.7	5.06
Bulls	116.6	124.6	.456	.329	.767	43.6	28.3	8.06	16.9	5.63

2026-27 REGULAR SEASON INDIVIDUAL BESTS

Points	39	Donovan Mitchell vs. CHI 11/16/26
Rebounds	14	Jarrett Allen vs. CHI 11/16/26
Assists	10	James Harden vs. CHI 11/16/26

2026-27 REGULAR SEASON BULLS BESTS

Points	27	Norman Powell @ CLE 11/16/26
Rebounds	11	Jalen Smith @ CLE 11/16/26
Assists	8	Josh Giddey @ CLE 11/16/26

2026-27 REGULAR SEASON TEAM

Biggest Win	11	vs. CHI 11/16/26

** No Biggest Loss **

CAVS ALL-TIME BEST VS. CHI

Points	71 (franchise record)	Donovan Mitchell, 1/2/23 (OT)
Rebounds	20	J.J. Hickson, 1/22/11, Kevin Love, 10/30/19
Assists	18	John Bagley, 12/30/85

CHI ALL-TIME BEST VS. CLE

Points	69	Michael Jordan, 3/28/90 (OT)
Rebounds	35	Charles Oakley, 4/22/88
Assists	15	Reggies Theus, 4/13/83, Rajon Rondo, 3/30/17

CLE-CHI SERIES

Biggest Win	32	10/22/22 (128-96)
Biggest Loss	41	12/22/70 (80-121)

2026-27 REGULAR SEASON VS. BULLS

DATE	SITE	TIME/RESULT
11/16/26	Cleveland	W, 126-115
11/23/26	Chicago	8:00 pm
12/3/26	Chicago	8:00 pm
3/20/27	Cleveland	7:30 pm

2025-26 REGULAR SEASON VS. BULLS

DATE	SITE	RESULT
11/8/25	Cleveland	W, 128-122
12/17/25	Chicago	L, 111-127
12/19/25	Cleveland	L, 125-136
3/19/26	Chicago	W, 115-110

SERIES HISTORY VS. BULLS

	ALL-TIME	STREAKS	LAST WIN	LAST LOSS
Overall	108-135	Won 2	11/16/26	12/19/25
Home	66-55	Won 2	11/16/26	12/19/25
Road	42-80	Lost 1	3/19/26	12/17/25

CLE-CHI 2026-27 REGULAR SEASON SERIES (1-0)

CAVALIERS 126, BULLS 115 – NOVEMBER 16, 2026 – ROCKET ARENA – CLEVELAND, OH – GAME #15

TEAM	1	2	3	4	OT	FINAL	FG	FGA	FG%	3FG%	FT%	OR	DR	TR	A	PF	ST	TO	BS
CHI	31	17	31	36	-	**115**	41	90	.456	.273	.750	11	26	37	30	20	14	17	4
CLE	25	32	31	38	-	**126**	51	97	.526	.303	.667	15	36	51	33	22	14	21	4

TEAM	HIGH PTS	HIGH REB	HIGH AST	TEAM	HIGH PTS	HIGH REB	HIGH AST
CLE	D. Mitchell: 39	J. Allen: 14	J. Harden: 10	**CHI**	N. Powell: 27	J. Smith: 11	J. Giddey: 8

CONNECTIONS

Bulls head coach **Tiago Splitter** was an assistant coach in Brooklyn under then Nets head coach **Kenny Atkinson** in the 2019-20 season… Bulls head coach **Tiago Splitter** played under then Hawks assistant coach **Kenny Atkinson** from 2015-16… Bulls guard **Isaac Okoro** was drafted by the Cleveland Cavaliers with the 5th overall pick in the 2020 NBA Draft and made second team All-Rookie for the Cavaliers…Okoro played five seasons with the Cavs (2020-2025)… Cavs guard **Tyrese Proctor** and Bulls guard **Josh Giddey** are both Australian natives… Cavs guard **Tyrese Proctor** and Bulls guard **Tre Jones** both played collegiately for Duke… Cavs forward **Evan Mobley** and Bulls assistant coach **Taj Gibson** all played college ball at USC… Cavs guard **James Harden** and Bulls guard **Norman Powell** were teammates on the Clippers during the 2023-2025 seasons… Cavs forward **Nae'Qwan Tomlin** and Bulls forward **Tobe Awaka** both went to high school in New York… Cavs center **Jarrett Allen** and Bulls center **Nic Claxton** were teammates on the Brooklyn Nets from 2019-21… Cavs forward **Peyton Watson** and Bulls guard **Norman Powell** both played college ball at UCLA… Cavs guard **James Harden,** Cavs forward **Evan Mobley**, Cavs forward **Peyton Watson** and Bulls guard **Norman Powell** all went to high school in California… Bulls forward **Dailyn Swain** was born in Columbus, Ohio, and went to high school at Columbus Africentric Early College in Columbus Ohio… Bulls forward **Dailyn Swain** began his collegiate career at Xavier, before transferring to Texas, where Cavs center **Jarrett Allen** played.

AT NEW YORK (2026-27 RECORD: 11-6)

2026-27 REGULAR SEASON	PPG	OPP. PPG	FG%	3FG%	FT%	RPG	APG	SPG	TO	BPG
Cavaliers	118.8	116.5	.475	.371	.768	45.6	27.4	7.59	13.7	5.06
Knicks	108.9	103.2	.441	.369	.802	46.9	26.7	7.12	14.8	4.47

2026-27 REGULAR SEASON INDIVIDUAL BESTS		
Points	37	Donovan Mitchell vs. NYK 11/7/26
Rebounds	14	Jarrett Allen @ NYK 11/11/26
Assists	6	Donovan Mitchell @ NYK 11/11/26

2026-27 REGULAR SEASON KNICKS BESTS		
Points	31	Jalen Brunson @ CLE 11/7/26
Rebounds	13	Karl-Anthony Towns @ CLE 11/7/26
Assists	9	Jalen Brunson @ CLE 11/7/26

2026-27 REGULAR SEASON TEAM		
Biggest Win	8	@ NYK 11/11/26
Biggest Loss	12	vs. NYK 11/7/26

CAVS ALL-TIME BEST VS. NYK (REGULAR SEASON)		
POINTS	52	LeBron James, 2/4/09
REBOUNDS	23	Andre Drummond, 1/15/21
ASSISTS	18	Mark Price, 2/15/89

NYK ALL-TIME BEST VS. CLE (REGULAR SEASON)		
POINTS	48	Jalen Brunson, 3/31/23
REBOUNDS	22	3 times
ASSISTS	19	Michael Ray Richardson, 3/21/81

CLE-NYK SERIES (REGULAR SEASON)		
Biggest Win	36	12/3/08 (118-82)
Biggest Loss	35	3/20/01 (75-110)

2026-27 REGULAR SEASON VS. KNICKS		
DATE	SITE	TIME/RESULT
11/7/26	Cleveland	L, 97-109
11/11/26	New York	W, 115-107
11/25/26	New York	7:30 pm
12/21/26	Cleveland	7:00 pm

2025-26 REGULAR SEASON VS. KNICKS		
DATE	SITE	RESULT
10/22/25	New York	L, 111-119
12/25/25	New York	L, 124-126
2/24/26	Cleveland	W, 109-94

SERIES HISTORY VS. KNICKS	ALL-TIME	STREAKS	LAST WIN	LAST LOSS
Overall	111-124	Won 1	11/11/26	11/7/26
Home	67-51	Lost 1	2/24/26	11/7/26
Road	44-73	Won 1	11/11/26	12/25/25

CLE VS. NYK: 2026-27 REGULAR SEASON, 1-1

CAVALIERS 115, KNICKS 107 – NOVEMBER 11, 2026 – MADISON SQUARE GARDEN – NEW YORK, NY – GAME #12

TEAM	1	2	3	4	OT	FINAL	FG	FGA	FG%	3FG%	FT%	OR	DR	TR	A	PF	ST	TO	BS
CLE	33	26	23	33	-	**115**	40	85	.471	.395	.800	11	29	40	23	18	8	10	9
NYK	23	30	23	31	-	**107**	41	83	.494	.359	1.000	7	27	34	33	21	5	12	4

TEAM	HIGH PTS	HIGH REB	HIGH AST	TEAM	HIGH PTS	HIGH REB	HIGH AST
CLE	J. Harden: 32	J. Allen: 14	D. Mitchell: 6	**NYK**	J. Brunson: 27	K. Towns: 11	K. Towns: 8

KNICKS 109, CAVALIERS 97 – NOVEMBER 7, 2026 – ROCKET ARENA – CLEVELAND, OH – GAME #10

TEAM	1	2	3	4	OT	FINAL	FG	FGA	FG%	3FG%	FT%	OR	DR	TR	A	PF	ST	TO	BS
NYK	26	37	25	21	-	**109**	41	96	.427	.318	.929	16	33	49	27	18	7	10	4
CLE	27	26	17	27	-	**97**	35	82	.427	.320	.579	10	30	40	23	18	3	11	5

TEAM	HIGH PTS	HIGH REB	HIGH AST	TEAM	HIGH PTS	HIGH REB	HIGH AST
CLE	D. Mitchell: 37	E. Mobley: 9	J. Harden/E. Mobley: 5	**NYK**	J. Brunson: 31	K. Towns: 13	J. Brunson: 9

CONNECTIONS

Cavs guard **Donovan Mitchell** was born in Elmsford, NY which is 46 minutes away from Madison Square Garden…Cavs Head Coach **Kenny Atkinson** was an assistant coach for the Knicks during the 2008-12 seasons…Cavs Associate Head Coach **Johnnie Bryant** was the Associate Head Coach for the New York Knicks from 2020-2024. **Bryant** helped the team reach the NBA playoffs in three of his four seasons in New York… Knicks head coach **Mike Brown** was the head coach of the Cavaliers from 2005-2010 and during the 2013-14 season, winning the league's Coach of the Year honors after a 66-16 season in 2008-09; Brown helped the Cavs reach their first ever NBA finals during the 2006-07 season…Knicks color commentator **Walt Frazier** played for the Cavaliers during the 1977-79 season...Knicks assistant coach **Mark Bryant** played with the Cavaliers for 1999-00 season… Knicks guard **Jordan Clarkson** played in 138 games for the Cavaliers before being traded to Utah on Dec. 24, 2019... Knicks guard **Jordan Clarkson** was teammates with Cavs center **Thomas Bryant** on the Lakers in 2017-18… Knicks guard **Jordan Clarkson** was teammates with Cavs guard **Donovan Mitchell** in Utah from 2019-22… Cavs guard **Craig Porter Jr.** and Knicks guard **Landry Shamet** both played college ball at Wichita State… Knicks guard **Landry Shamet** and Cavs guard **James Harden** were teammates with the Nets in 2021… Cavs center **Thomas Bryant** and Knicks forward **OG Anunoby** were teammates at Indiana during the 2015-17 seasons… Knicks assistant coach **Chris Jent** was an assistant coach for the Cavaliers during the 2006-11 seasons.. **Jent** also played college ball at The Ohio State University… Knicks center **Andre Drummond** played 33 games for the Cavaliers during parts of the 2019-20 and 2020-21 seasons… Knicks center **Andre Drummond** played in 55 games alongside Cavs assistant general manager **Jose Calderon** with the Detroit Pistons in the 2013 season… Knicks center **James Wiseman** played alongside Cavs center **Thomas Bryant** for the Pacers during the teams championship appearance in 2025… Knicks guard **Josh Hart** was traded on his draft night alongside now Cavs center **Thomas Bryant** to the Lakers, where the duo would suit up together for the 2017-18 season… Cavs assistant coach **Omar Cook** and Knicks guard **Jose Alvarado** were both born in Brooklyn and both went to high school at Christ the King Regional High School in Middle Village, Queens… Cavs guard **Meleek Thomas** and Knicks forward **Mikal Bridges** were both born in Pennsylvania.

CAVALIERS ALL-TIME RANKINGS

***SEVERAL CAVS PLAYERS CAN MOVE UP ON THE FRANCHISE'S ALL-TIME TOP 15 LISTS BELOW THIS 2026-27 REGULAR SEASON:**

POINTS SCORED	FIELD GOALS MADE	3-POINTERS MADE	FTM	ASSISTS
1. L. James (23,119)	1. L. James (8,369)	1. L. James (1,251)	1. L. James (5,130)	1. L. James (6,228)
2. Z. Ilgauskas (10,616)	2. A. Carr (4,272)	2. K. Love (1,096)	2. B. Daugherty (2,741)	2. M. Price (4,206)
3. B. Daugherty (10,389)	3. B. Smith (4,182)	3. D. Garland (956)	3. Z. Ilgauskas (2,495)	3. D. Garland (2,738)
4. A. Carr (10,265)	4. Z. Ilgauskas (4,045)	4. D. MITCHELL (927)	4. J. Williams (2,106)	4. J. Bagley (2,311)
5. M. Price (9,543)	5. B. Daugherty (3,823)	5. M. Price (802)	5. M. Price (1,883)	5. T. Brandon (2,235)
6. B. Smith (9,513)	6. M. Price (3,429)	6. K. Irving (723)	6. A. Carr (1,719)	6t. F. Walker (2,115)
7. J. Williams (8,504)	7. J. Williams (3,198)	7. C. Osman (628)	7. C. Russell (1,627)	6t. K. Irving (2,115)
8. K. Irving (8,232)	8. K. Irving (3,009)	8. J. Smith (585)	8. K. Love (1,561)	8. B. Daugherty (2,028)
9. D. Garland (7,671)	9. L. Nance Sr. (2,945)	9. D. Gibson (578)	9. K. Irving (1,491)	9. A. Miller (2,015)
10. K. Love (7,663)	10. D. Garland (2,805)	10. W. Person (550)	10. W. Free (1,406)	10. A. Carr (1,820)
11. D. MITCHELL (7,430)	11. D. MITCHELL (2,586)	11. D. Ferry (543)	11. L. Nance Sr. (1,364)	11. C. Ehlo (1,803)
12. L. Nance Sr. (7,257)	12. K. Love (2,503)	12. S. MERRILL (460)	12. D. MITCHELL (1,331)	12. G. Huston (1,630)
13. C. Russell (6,588)	13. C. Russell (2,480)	13. M. Williams (414)	13. P. Hubbard (1,318)	13. B. Smith (1,566)
14. W. Free (6,329)	14. J. Chones (2,456)	14. D. Wade (406)	14. S. Kemp (1,204)	14. J. Cleamons (1,549)
15. T. Thompson (6,069)	15. T. Thompson (2,448)	15. C. Ehlo (381)	15. T. Thompson (1,164)	15. D. MITCHELL (1,469)



BLOCKS	OFFENSIVE REBOUNDS	DEFENSIVE REBOUNDS	TOTAL REBOUNDS
1. Z. Ilgauskas (1,269)	1. Z. Ilgauskas (2,336)	1. L. James (5,156)	1. L. James (6,190)
2. J. Williams (1,200)	2. T. Thompson (2,220)	2. B. Daugherty (4,020)	2. Z. Ilgauskas (5,904)
3. L. Nance Sr. (1,087)	3. J. Williams (1,620)	3. K. Love (3,720)	3. T. Thompson (5,701)
4. L. James (695)	4. A. Varejao (1,486)	4. Z. Ilgauskas (3,568)	4. B. Daugherty (5,227)
5. E. MOBLEY (545)	5. J. Brewer (1,292)	5. T. Thompson (3,481)	5. J. Williams (4,669)
6. T. Thompson (472)	6. J. ALLEN (1,211)	6. J. Williams (3,049)	6. K. Love (4,493)
7. J. Chones (450)	7. B. Daugherty (1,207)	7. A. Varejao (2,968)	7. A. Varejao (4,454)
8. J. ALLEN (449)	8. L. Nance Sr. (1,067)	8. J. ALLEN (2,770)	8. J. ALLEN (3,981)
9. R. Hinson (430)	9. P. Hubbard (1,051)	9. J. Chones (2,750)	9. J. Chones (3,790)
10. A. Varejao (399)	10. J. Chones (1,040)	10. L. Nance Sr. (2,494)	10. L. Nance Sr. (3,561)
11. B. Daugherty (397)	11. L. James (1,034)	11. E. MOBLEY (2,296)	11. J. Brewer (3,551)
12. J. Brewer (353)	12. T. Hill (955)	12. J. Brewer (2,259)	12. E. MOBLEY (3,082)
13. M. West (325)	13. D. Gooden (824)	13. T. Hill (1,830)	13. B. Smith (3,057)
14. E. Smith (267)	14. E. MOBLEY (786)	14. D. Gooden (1,698)	14. T. Hill (2,785)
15. D. Ferry (253)	15. K. Love (773)	15. D. Ferry (1,605)	15. D. Gooden (2,522)



RECENT ACCOMPLISHMENTS: **DONOVAN MITCHELL** passed Tristan Thompson (2,448 FGM) for **14th place in field goals made** with his 4th basket at Philadelphia on Oct. 22…**EVAN MOBLEY** became the **13th player in Cavs history to grab 3,000 career rebounds** with his 6th board at Philadelphia on Oct. 22…**DONOVAN MITCHELL** passed Jim Chones (2,456 FGM) for **13th place in FGM** with his 1st basket vs. Brooklyn on Oct. 24…**EVAN MOBLEY** passed Jim Brewer (2,254 DREB) for **11th place in defensive rebounds** with his 6th DREB vs. Washington on Oct. 28…**DONOVAN MITCHELL** passed Campy Russell (2,480 FGM) for **12th place in FGM** with his 2nd basket at Atlanta on Oct. 29…**EVAN MOBLEY** passed Kevin Love (773 OREB) for the **14th most offensive boards** against Oklahoma City on Nov. 2…**DONOVAN MITCHELL** passed Kevin Love (2,503 FGM) for the **11th-most FGM** with his 8th basket at Oklahoma City on Nov. 4…**EVAN MOBLEY** passed Bingo Smith (3,057) for the **12th-most rebounds** with his 8th board at Oklahoma City on Nov. 4…**DONOVAN MITCHELL** passed Brevin Knight (1,441 AST) for **15th in assists** and Larry Nance Sr. (7,257 PTS) for **11th in points** against New York on Nov. 7…**DONOVAN MITCHELL** passed Phil Hubbard (1,218 FTM) for the **12th most FTM** with his 1st make at Miami on Nov. 13…**JARRETT ALLEN** passed Jim Chones (2,750 DREB) for **8th place in DREB** vs. Chicago on Nov. 16…**JARRETT ALLEN** passed Brad Daugherty (1,207 OREB) for **6th place in OREB** vs. Memphis on Nov. 18.

REGULAR SEASON MILESTONES

*YELLOW HIGHLIGHT INDICATES PLAYER IS NEAR MILESTONE

JARRETT ALLEN

9,000 PTS (8,324)	Needs 676
6,000 REB (5,837)	Needs 163
800 BLK (768)	Needs 32
300 DBL-DBL (252)	Needs 48
700 GP (638)	Needs 62



THOMAS BRYANT

2,000 REB (1,947)	Needs 53
4,000 PTS (3,431)	Needs 569

JAMES HARDEN

30,000 PTS (29,633)	Needs 367
9,000 FGM (8,745)	Needs 255
3,500 3FG (3,436)	Needs 564
7,000 REB (6,886)	Needs 114
9,000 AST (8,973)	Needs 27
9,000 FTM (8,707)	Needs 293

MARIO HEZONJA

3,000 PTS (2,439)	Needs 561
1,000 FGM (918)	Needs 82
300 3FGM (287)	Needs 13
1,000 DREB (955)	Needs 45

SAM MERRILL

2,000 PTS (1,878)	Needs 122
500 3FGM (488)	Needs 12

DONOVAN MITCHELL

16,000 PTS (15,664)	Needs 336
1,900 3FG (1,885)	Needs 15
1,000 STL (864)	Needs 136
3,000 REB (2,715)	Needs 285
6,000 FGM (5,539)	Needs 461
200 BLK (199)	Needs 1

EVAN MOBLEY

300 3FGM (237)	Needs 63
600 BLK (545)	Needs 55
6,000 PTS (5,795)	Needs 205
400 GP (346)	Needs 54

CRAIG PORTER JR.

200 GP (178)	Needs 22
1,000 PTS (789)	Needs 211

NAE'QWAN TOMLIN

1,000 PTS (410)	Needs 590

JAYLON TYSON

200 3FGM (166)	Needs 34
2,000 PTS (1,115)	Needs

PEYTON WATSON

3,000 PTS (2,090)	Needs 910
300 GP (238)	Needs 62
200 3FGM (195)	Needs 5
300 BLK (272)	Needs 28

NOTES: **PEYTON WATSON** scored his **2,000th career point** with his 19th point vs. Washington on Oct. 28…**JAMES HARDEN** became the 2nd player in NBA history to make **3,400 career threes** with his 1st triple at Atlanta on Oct. 29…**JARRETT ALLEN** recorded his **250th career double-double** at Milwaukee on Oct. 31…**JARRETT ALLEN** grabbed his **4,000th career defensive rebound** at Charlotte on Nov. 9…**DONOVAN MITCHELL** dished out his **3,000th assist** with his 4th dish at Miami on Nov. 13…**THOMAS BRYANT** played in his **400th career game** at Miami on Nov. 13.

CLEVELAND CAVALIERS GAME NOTES

NEAR THE TOP: Over the past 5+ seasons (since 2021-22), the Cavaliers have the **3rd-best regular season record in the NBA** (see box on right).

- **50+ WINS:** The Cavs have recorded **50+ wins in 3 of the last 4 years**, including 44+ victories in all 5 seasons since 2021-22.

- **MAKING LEAPS:** Since 2020-21, the Cavs have moved forward every season, either by winning more games or by going farther in the NBA postseason (see below).

NBA'S BEST REG. SEASON RECORDS SINCE 2021-22 SEASON

TEAM	RECORD SINCE '21-22
1. Boston	300-127 (.703)
2. Denver	272-153 (.640)
3. CLEVELAND	**268-159 (.628)**
4. Oklahoma City	263-164 (.616)

MOVING ON UP

THE CAVS YEAR-BY-YEAR PERFORMANCE SINCE 2020-21

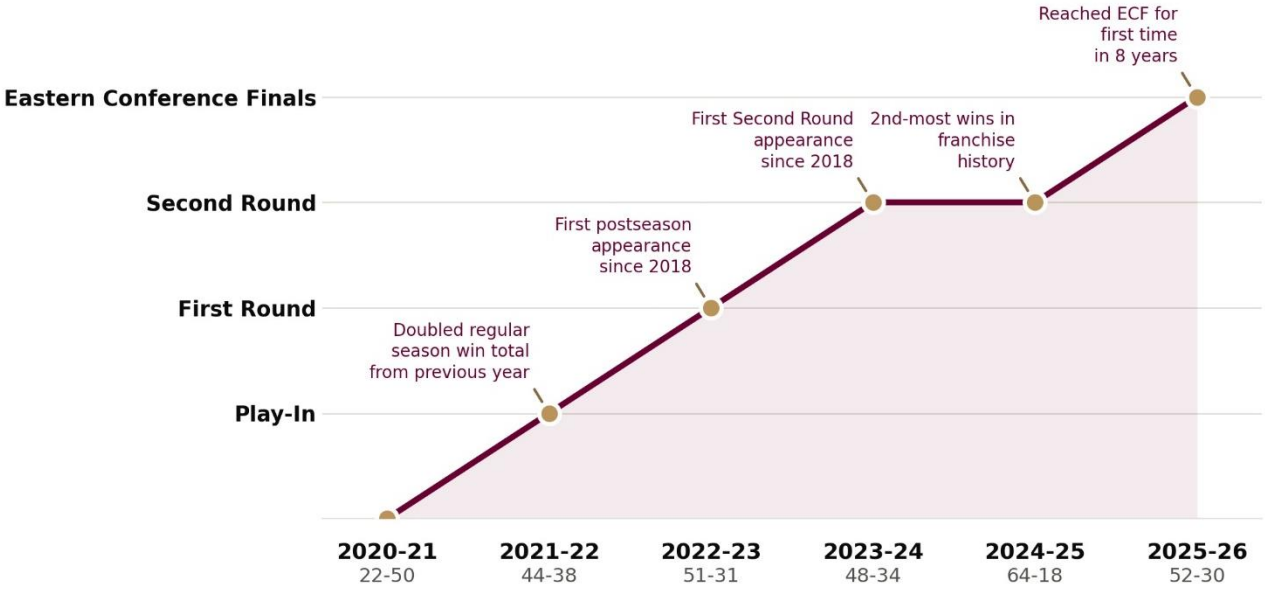

HOME COOKING: The Cavs have opened the 2026-27 season with a **7-3 record at Rocket Arena**. **Since Jan. 23, 2026 of last season, Cleveland is TIED FOR THE 3rd-BEST HOME RECORD IN THE NBA.**

NBA'S BEST HOME RECORDS SINCE JAN. 23, 2026 (REG. SEASON)

TEAM	HOME RECORD
1. Boston	23-5 (.821)
2. San Antonio	23-6 (.793)
3t. CLEVELAND	**20-6 (.769)**
3t. Oklahoma City	20-6 (.769)
5. LA Lakers	23-7 (.767)



CLEVELAND CAVALIERS GAME NOTES

STRONG OFFENSIVE START: The Cavs are currently averaging **118.8 PPG, the 4th-highest mark in the NBA**.

- **TEAM DEPTH:** The Cavaliers currently have **6 players averaging double figures in scoring** so far this 2026-27 season (minimum 5 games played):



THOMAS' 12.6 PPG IS CURRENTLY THE **2ND HIGHEST** FOR ANY SECOND ROUND PICK IN CAVS HISTORY (HOT ROD WILLIAMS – 14.6 IN 1986-87).

JAYLON TYSON (9.5), THOMAS BRYANT (9.4), TYRESE PROCTOR (9.4) AND MARIO HEZONJA (9.1) ARE NEARLY AVERAGING DOUBLE-DIGITS IN PPG.

- **FROM DEEEEEP:** The Cavs have connected on **15.3 threes per game, the 3rd-best mark in the NBA this season.** They hit a season-best 20 triples at Milwaukee on Oct. 31.

- **BIG QUARTER IN MILWAUKEE:** In Cleveland's 136-111 win at Milwaukee on Oct. 31, the Cavs erupted for **48 PTS in the 2nd quarter. That was their 3rd-highest scoring period in franchise history.**

CAVS HIGHEST SCORING QUARTERS IN TEAM HISTORY

DATE / OPPONENT	PTS (QTR)
Feb. 2, 2025 vs. DAL	50 (1Q)
Nov. 15, 2024 vs. CHI	49 (1Q)
OCT. 31, 2026 AT MIL	**48 (2Q)**
March 31, 2023 vs. NYK	47 (1Q)
Jan. 25, 2024 vs. HOU	47 (4Q)
Jan. 10, 2026 vs. MIN	47 (4Q)

CLEVELAND CAVALIERS GAME NOTES

WELCOME TO THE LAND: The Cavs new acquisitions have already made an impact this 2026-27 season.

- **MR. WATSON:** **PEYTON WATSON** is averaging **11.0 PTS, 4.5 REB, 2.5 AST, 0.77 STL and a team-high 1.46 BLK (8th-best in NBA) in 27.8 MIN.** Watson has recorded **at least 1 BLK in 10 of his 13 outings.**
- **SUPER MARIO:** **MARIO HEZONJA** has scored in double figures **9 times**, including **1 game of 20+ PTS**, and is averaging **9.1 PTS and 5.7 REB in 19.6 MIN, w/2 DBL-DBL.**
- **NOT YOUR AVERAGE SECOND ROUND ROOK:** **MELEEK THOMAS** has **scored in double figures in 11 of 14 appearances (1 game of 20+ PTS)** while averaging **12.7 PTS (.463 FG% .420 3FG%), 2.7 REB and 1.36 STL in 23.6 MIN.**
- **BIG MOMENT VS. MINNESOTA:** In Cleveland's win over Minnesota on Oct. 26, Watson and Thomas both had historical performances.



OCT. 26, 2026 WIN OVER MINNESOTA





CLEVELAND CAVALIERS GAME NOTES

HARDEN IN THE LAND: the Cavaliers landed **11-time NBA All-Star JAMES HARDEN** last season, one of the league's most decorated players (see below):

- ***NBA 75th Anniversary Team (2022)***
- ***NBA Most Valuable Player (2018)***
- ***6-time All-NBA First Team selection (2014, 2015, 2017-2020)***
- ***2-time All-NBA Third Team selection (2013, 2025)***
- ***11-time NBA All-Star (2013-22, 2024)***
- ***3-time scoring champion (2018-2020)***
- ***2-time NBA assist leader (2017, 2023)***
- ***NBA Sixth Man of the Year (2012)***
- ***2-time gold medalist (2012 Olympics, 2014 FIBA World Cup).***
- ***NBA All-Rookie Second Team (2010)***



HARDEN AMONG THE ALL-TIME RANKS: **JAMES HARDEN** continues to climb the NBA's all-time ranks in the following categories:

NBA ALL-TIME HISTORY FOR HARDEN

POINTS (7-10 RANKING)		ASSISTS (9-12 RANKING)		TRIPLE-DOUBLES (5-8 RANKING)	
7. Dirk Nowitzki	31,560	9. Oscar Robertson	9,887	*5. LeBron James*	*125*
8. Wilt Chamberlain	31,419	10. Isiah Thomas	9,061	6. Jason Kidd	107
9. JAMES HARDEN	**29,633**	**11. JAMES HARDEN**	**8,973**	*7. Luka Doncic*	*90*
10. Shaquille O'Neal	28,596	12. Gary Payton	8,966	**8. JAMES HARDEN**	**82**
GAMES PLAYED (39-42 RANKING)		**STEALS (17-20 RANKING)**		**3FGM (1-4 RANKING)**	
39. Jeff Green	1,247	17. Kobe Bryant	1.944	*1. Stephen Curry*	*4,291*
40. Dwight Howard	1,242	18. Isiah Thomas	1,861	**2. JAMES HARDEN**	**3,436**
41. Hakeem Olajuwon	1,238	19. Kevin Garnett	1,859	3. Ray Allen	2,973
42. JAMES HARDEN	**1,237**	**20. JAMES HARDEN**	**1,809**	*4. Klay Thompson*	*2,959*
FTM (1-4 RANKING)		**20-PT GAMES (8-11 RANKING)**		**30-PT GAMES (9-11 RANKING)**	
1. Karl Malone	9,787	8. Shaquille O'Neal	826	9. Jerry West	350
2. LeBron James	*8,923*	9. Carmelo Anthony	796	**10t. JAMES HARDEN**	**346**
3. JAMES HARDEN	**8,707**	**10. JAMES HARDEN**	**787**	10t. Dominique Wilkins	346
4. Moses Malone	8,531	11. Wilt Chamberlain	771	11t. Allen Iverson	345
40-PT GAMES (1-5 RANKING)		**50-PT GAMES (1-5 RANKING)**		**60-PT GAMES (1-5 RANKING)**	
1. Wilt Chamberlain	271	1. Wilt Chamberlain	118	1. Wilt Chamberlain	32
2. Michael Jordan	173	2. Michael Jordan	31	2. Kobe Bryant	6
3. Kobe Bryant	122	**3. JAMES HARDEN**	**26**	*3. Damian Lillard*	*5*
4. JAMES HARDEN	**108**	4. Kobe Bryant	25	**4t. JAMES HARDEN**	**4**
5. Elgin Baylor	88	5. Elgin Baylor	17	4t. Michael Jordan	4

182

GAMES W/ 35+ PTS & 5+ AST, PASSING MICHAEL JORDAN (181) FOR THE 3RD-MOST IN NBA HISTORY AND BEHIND ONLY OSCAR ROBERTSON (206) AND LEBRON JAMES (205).

ON 3/19/26 AT CHI, HARDEN BECAME 2ND CAV EVER W/ 36+ PTS, 7+ REB, 9+ AST, 2+ STL & 7+ 3FG (L. JAMES).

HARDEN IS THE ONLY PLAYER IN NBA HISTORY WITH

29K PTS

8K AST

3K 3FG

UNO IN 2026-27: This season, Harden is averaging **18.4 PTS, 4.8 REB, 6.3 AST (19th in NBA) and 0.94 STL in 33.6 MPG.** He can average **15-5-5 for the 12th time in his NBA career.**

30K POINTS: Harden is closing in on 30,000 career regular season points. If he reaches that mark, he'll become just the **9th player in NBA history** to do so.

30K PTS and 9K AST: Harden is also nearing 9,000 assists and can become just the **2nd player in NBA history to accumulate 30,000 points and 9,000 assists, joining LeBron James**. Harden would be the **ONLY PLAYER IN LEAGUE HISTORY TO DO THIS WITH 3,000+ THREE-POINTERS.**

CLEVELAND CAVALIERS GAME NOTES

VINTAGE HARDEN: In a win over Indiana on Nov. 20, Harden erupted for a season-high 51 points on 15-26 (.577%) shooting from the field, 7-11 (.636%) shooting from beyond the arc, 14-14 shooting from the stripe, six rebounds, a team-high six assists, one steal, and a +/- of +22 over a season-high 40 minutes.



3rd
Most 50-PT games in NBA history (26), passing Kobe Bryant (25) in the win.

6th
player in Cavs history to score 50+ points in a game (Darius Garland, Kyrie Irving, LeBron James, Donovan Mitchell, and Walt Wesley).

1st
player in NBA history to score 50 or more points against 18 different teams, breaking a tie with Michael Jordan and Kobe Bryant (17 each).

2nd
player in Cavs history to finish a game with 50+ points, 5+ rebounds, 5+ assists, while shooting 55%+ from the field, and 60%+ from beyond the arc (LeBron James).

6th
player in NBA history aged 37 or older (37y-086d) to record a 50-point game (LeBron James – 50 PTS at age 37y-071d and 56 PTS at age 37y-065d, Michael Jordan – 50 PTS at age 38y-315d, Kobe Bryant – 60 PTS at age 37y-234d, Jamal Crawford – 51 PTS at age 39y-029d and Steph Curry – 52 PTS at age 37y-018d).

9th
Moved into 9th all-time in combined regular season and postseason points, passing Shaquille O'Neal (33,846) with his 25th point.

11th
Passed Allen Iverson for the 11th-most games with 30+ PTS in NBA history.

2023
Most points scored by a Cavs player since Donovan Mitchell's 71-point outing on January 2, 2023, against Chicago.

2025
Harden's most points in a game since November 22, 2025, at Charlotte, when he scored 55 points.

CLEVELAND CAVALIERS GAME NOTES

SPIDA SENSES: So far this season, **DONOVAN MITCHELL** is averaging **24.5 PTS (T-13th in NBA), 4.7 REB, 5.2 AST and 1.25 STL in 33.1 MPG. Since joining the Cavs in 2022-23, he is averaging 26.5 PPG, the 2nd-highest PPG IN FRANCHISE HISTORY.**

26.5

Mitchell's PPG since joining the Cavs in 2022-23, the 2ND-HIGHEST CAREER PPG IN FRANCHISE HISTORY, behind only LeBron James (27.2).

3-PT RECORD HOLDER: Last season, Mitchell made 224 threes, the 3rd-most triples in franchise history. **Mitchell owns the Top 3 Cavs records for three-pointers made in a single season**.

MOST 3FGM IN A SINGLE SEASON IN CAVS HISTORY	
PLAYER (YEAR)	3FGM
1. DONOVAN MITCHELL (2022-23)	**245**
2. DONOVAN MITCHELL (2024-25)	**233**
3. DONOVAN MITCHELL (2025-26)	**224**



MOST 20-PT GAMES IN CAVS HISTORY (REGULAR SEASON)	
PLAYER (3-5 RANKING)	# OF 20-PT GAMES
3. Kyrie Irving	234
4. Austin Carr	217
5. DONOVAN MITCHELL	**212**

Mitchell passed World B. Free (196) for the 5TH-MOST 20-PT GAMES IN TEAM HISTORY on 3/30/26 at UTA.
His 200th 20-PT game w/CLE came vs. ATL on 4/8/26

MOST 30-PT GAMES IN CAVS HISTORY (REGULAR SEASON)	
PLAYER	# OF 30-PT GAMES
1. LeBron James	324
2. DONOVAN MITCHELL	**109**
3. World B. Free	58

Mitchell had a CAREER-HIGH 34 games of 30+ PTS last season (4 THIS SEASON). His 100th 30-PT game as a Cavalier came on 2/20/26 at CHA.

MOST 40-PT GAMES IN CAVS HISTORY (REGULAR SEASON)	
PLAYER	# OF 40-PT GAMES
1. LeBron James	51
2. DONOVAN MITCHELL	**25**
3. Kyrie Irving	11

Mitchell holds the TEAM RECORD for games with 40+ PTS & 5+ 3FG with 16, breaking LeBron James' mark of 12 on 11/5/25 vs. PHI.
Mitchell also had 6 games of 40+ PTS last season.

250 GAMES WITH THE WINE & GOLD: Mitchell currently has the **highest win % among all Cavs players who have played in at least 250 games with the Wine & Gold.**

BEST REGULAR SEASON WIN % IN CAVS HISTORY (MINIMUM 250 GAMES PLAYED)	
CAVS PLAYER	WIN %
1. DONOVAN MITCHELL	**.671 (188-92)**
2. Mo Williams	.665 (151-76)
3. LeBron James	.643 (546-303)
4. EVAN MOBLEY	**.639 (221-125)**
5. JR Smith	.635 (162-93)

CLEVELAND CAVALIERS GAME NOTES

EVAN ALMIGHTY: So far this season, **EVAN MOBLEY** is averaging **16.9 PTS (.555 FG%, .479 3FG%), 7.3 REB, 3.6 AST and 1.08 BLK in 32.0 MPG.** He also has **4 double-doubles.**



- **ALL-TIMER:** Mobley **moved into the Cavaliers all-time Top 5 in career blocks last season, passing Jim Chones for 6th on Dec. 1 and Tristan Thompson for 5th on Jan. 4.**

MOST BLOCKS IN CAVS HISTORY (4-7)	
PLAYER	BLK
4. LeBron James	695
5. EVAN MOBLEY	**545**
6. Tristan Thompson	472
7. Jim Chones	450

MOBLEY IS SHOOTING A CAREER-HIGH **.479 (23-48)** FROM THREE-POINT RANGE THIS SEASON.

- **TOP 15 IN FG% & 3FG%:** Mobley is shooting a **career-high .479 from beyond the arc this season, the 6th-best mark in the NBA.** He is also shooting **.555 overall FG%, which ranks 11th in the NBA**.

JARRETT HITS THE MARK: Since joining the Cavaliers in 2020-21, **JARRETT ALLEN has a .652 FG%, the highest mark in franchise history** (minimum 500 FGM).



THE ONLY PLAYERS IN NBA HISTORY WITH 9+ GAMES OF 25+ PTS ON .900+ FG%: WILT CHAMBERLAIN AND JARRETT ALLEN	
NBA PLAYER	# OF SUCH GAMES
WILT CHAMBERLAIN	12
JARRETT ALLEN	**9**

LIKE WILT: ***Allen shot 11-12 (.917) for 29 PTS at SAC on 2/7, joining Wilt Chamberlain (12) with 9+ games of 25+ PTS on .900+ FG%.***



HIGHEST FG% IN CAVS HISTORY (MIN. 500 FGM)	
CAVS PLAYER	FG%
1. JARRETT ALLEN	**.652**
2. Mark West	.553
3. EVAN MOBLEY	**.548**

Last season, Allen ranked 5th in the NBA in FG% (.638).

- **GET THAT WEAK STUFF OUT OF HERE:** Allen has recorded **at least 1 BLK in 11 of his 14 appearances this season.**

- **TOWER CITY:** When Allen and Mobley each score 20+ PTS in the same game, the Cavs are **16-2 dating back to 2021-22.**

ALLEN IS SHOOTING **.623 FG%** WHICH RANKS **4TH** IN THE NBA THIS SEASON.

CLEVELAND CAVALIERS GAME NOTES

TRIPLE-DOUBLE TYRESE: In a win over Dallas on Nov. 14, **TYRESE PROCTOR** recorded his **1st career triple-double** with a **career-high 24 PTS,** a **career-high tying 11 rebounds**, and a **career-best 11 assists** in 34 minutes of work. See below on several historical achievements Proctor set in the victory:



JERSEY NUMBERS: Here's a breakdown of the Cavaliers' 2026-27 record by jersey:







RECENT TRANSACTIONS:

11/18/26 – Cavaliers signed forward Zack Austin to a two-way contract and waived forward Riley Minix.

11/7/26 – Cavaliers signed forward Riley Minix to a two-way contract and waived forward Tristan Enaruna.

11/6/26 – Cavaliers signed forward Norchad Omier to a two-way contract and waived forward Riley Minix.

10/20/26 – Cavaliers exercised their fourth-year team option on guard Jaylon Tyson.

9/18/26 – Cavaliers promoted Brandon Weems to General Manager; The team also elevated Jon Nichols to Associate General Manager, Brendon Yu and José Calderón to Assistant General Managers, and hired Dashiell Flynn as Chief Technology Officer of Basketball Operations.

9/8/26 – Cavaliers re-signed guard James Harden to a multi-year contract.

9/2/26 – Cavaliers signed center Khalifa Diop.

8/21/26 – Cavaliers agreed to acquire forward Peyton Watson from the Denver Nuggets in a sign-and-trade deal and forward Cam Whitmore from the Washington Wizards as part of a five-team transaction involving the Cavaliers, Nuggets, Wizards, Charlotte Hornets and L.A. Clippers; Cleveland sent guard/forward Max Strus to the Clippers and guard Dennis Schröder to Charlotte, while Charlotte sent guard Tre Mann to Washington; The Nuggets received a 2031 first-round pick and a 2032 second-round pick from Cleveland.

7/31/26 – Cavaliers signed forward Mario Hezonja.

7/9/26 – Cavaliers signed guard Donovan Mitchell to a multi-year contract extension.

7/7/26 – Cavaliers re-signed center Thomas Bryant.

7/1/26 – Cavaliers signed 2026 NBA Draft pick Meleek Thomas; also signed Ernest Udeh Jr. to a two-way contract.

6/24/26 – Cavaliers selected guard Meleek Thomas from University of Arkansas with the 34th overall pick in the 2026 NBA Draft.

6/24/26 – Cavaliers traded the draft rights to Alex Karaban (29th pick) to the Sacramento Kings in exchange for the 34th overall pick in the 2026 NBA Draft and will receive a future second round pick in 2032.

6/22/26 – Cavaliers exercised their fourth-year team option on guard Craig Porter Jr.

CAVS RECENT GAMES - (3-2)

CAVALIERS 128, PACERS 119 – NOVEMBER 20, 2026 – ROCKET ARENA – CLEVELAND, OH – GAME #17 (9-8, 7-3 HOME)

TEAM	1	2	3	4	OT	FINAL	FG	FGA	FG%	3FG%	FT%	OR	DR	TR	A	PF	ST	TO	BS
IND	29	32	22	36	-	119	43	89	.483	.412	.704	9	41	50	35	19	6	14	10
CLE	29	33	43	23	-	128	46	95	.484	.432	.850	5	36	41	26	23	9	12	3

TEAM	HIGH PTS	HIGH REB	HIGH AST	TEAM	HIGH PTS	HIGH REB	HIGH AST
CLE	J. Harden: 51	M. Hezonja: 10	J. Harden: 6	IND	P. Siakam/I. Zubac: 21	A. Nesmith/I. Zubac: 10	A. Nembhard: 8

CAVS NOTES: JAMES HARDEN recorded a season-high and Cavs season-high 51 POINTS on 15-26 (.577) shooting from the field, including 7-11 (.636) shooting from beyond the arc and a perfect 14-14 from the charity stripe, 6 REB, 6 AST and 1 STL in a season-high 40 MIN. His 7 made three-pointers was also a season-high. It was his 26th career 50-point game, which passed Kobe Bryant (25) for the 3rd-most 50-point games in NBA history. Harden is also the 6th player in Cavs history to record at least 50 PTS in a game (Walt Wesley, LeBron James, Kyrie Irving, Darius Garland and Donovan Mitchell). Harden is also the 6th player age 37 or older to record a 50-ponit game, joining LeBron James, Michael Jordan, Kobe Bryant, Jamal Crawford and Steph Curry. With his 26th points of the game, Harden also moved in 9th place for most combined regular season and postseason points in NBA history...**DONOVAN MITCHELL** recorded 20 PTS, 3 AST and 3 REB in 29 MIN...**MARIO HEZONJA** ecorded his 2nd double-double of the season (6th of his career) with 10 PTS on 4-8 (.500) shooting from the field (2-4 3FG), a game-high tying 10 REB, 3 AST and a game-high +/- of +24 in 20 MIN off the bench...**PEYTON WATSON** contributed 15 PTS on 6-9 (.667) shooting from the field, including 3-6 (.500) shooting from the three-point line, 4 REB, 3 AST, 2 STL and 1 BLK in 29 MIN.

GRIZZLIES 124, CAVALIERS 121 – NOVEMBER 18, 2026 – ROCKET ARENA – CLEVELAND, OH – GAME #16 (8-8, 6-3 HOME)

TEAM	1	2	3	4	OT	FINAL	FG	FGA	FG%	3FG%	FT%	OR	DR	TR	A	PF	ST	TO	BS
MEM	30	41	29	24	-	124	42	78	.538	.410	.828	5	29	34	30	18	9	13	6
CLE	37	35	27	22	-	121	44	95	.463	.366	.900	20	25	45	28	26	7	11	5

TEAM	HIGH PTS	HIGH REB	HIGH AST	TEAM	HIGH PTS	HIGH REB	HIGH AST
CLE	D. Mitchell: 34	J. Allen: 9	J. Harden: 9	MEM	C. Spencer: 26	C. Boozer: 8	C. Spencer: 7

CAVS NOTES: DONOVAN MITCHELL recorded a game-high 34 PTS on 14-27 (.519) shooting from the field, 4 REB, 3 AST and 1 STL in 35 MIN. It was his first time this season scoring at least 30 PTS in back-to-back games (39 PTS on Nov. 17 vs. CHI)...**MARIO HEZONJA** recorded 16 PTS on 7-12 (.583) shooting from the field, 7 REB, 5 AST and 1 STL in 28 MIN. He scored 13 of his points in the first half, his highest scoring opening half of his NBA career...**JARRETT ALLEN** contributed 19 PTS, 9 REB, 4 AST and 1 STL in 30 MIN...**JAMES HARDEN** recorded 14 PTS, including 3-7 (.429) shooting from beyond the arc, a game-high 9 AST, and 1 STL in 36 MIN...**MELEEK THOMAS** chipped in 14 PTS on 5-9 (.556) shooting from the field, including 4-6 (.667) shooting from beyond the arc, 2 REB, 2 AST and 1 STL in 22 MIN off the bench.

CAVALIERS 126, BULLS 115 – NOVEMBER 16, 2026 – ROCKET ARENA – CLEVELAND, OH – GAME #15 (8-7, 6-2 HOME)

TEAM	1	2	3	4	OT	FINAL	FG	FGA	FG%	3FG%	FT%	OR	DR	TR	A	PF	ST	TO	BS
CHI	31	17	31	36	-	115	41	90	.456	.273	.750	11	26	37	30	20	14	17	4
CLE	25	32	31	38	-	126	51	97	.526	.303	.667	15	36	51	33	22	14	21	4

TEAM	HIGH PTS	HIGH REB	HIGH AST	TEAM	HIGH PTS	HIGH REB	HIGH AST
CLE	D. Mitchell: 39	J. Allen: 14	J. Harden: 10	CHI	N. Powell: 27	J. Smith: 11	J. Giddey: 8

CAVS NOTES: The Cavs recorded a season-high 14 STL in the win and also held the Bulls to 12-44 (.273%) shooting from beyond the arc, marking just the 5th time over the last 20 seasons a Cavs opponent has shot .273 3FG% or worse on 44 or more 3FGA...**DONOVAN MITCHELL** recorded a season-high 39 PTS on 16-25 (.640) shooting from the field, 4 AST, 4 REB and 3 STL in 36 MIN. It was his 3rd game of the season with at least 30 points...**TYRESE PROCTOR** finished with 17 PTS, 3 REB, 2 AST, 2 STL and 1 BLK in 29 MIN. It was his 4th consecutive game scoring at least 15 points...**JARRETT ALLEN** recorded his third double-double of the season (Cavs are 3-0) with 13 PTS on 6-9 (.667) shooting from the field, a game-high 14 REB, 3 AST, 1 STL and 1 BLK in 30 MIN...**PEYTON WATSON** finished with 14 PTS on 5-10 (.500) shooting from the field, 4 REB and 1 BLK in 22 MIN...**MELEEK THOMAS** chipped in 10 PTS, a career-high 6 REB, 3 AST and 2 STL in 30 MIN off the bench.

CAVALIERS 127, MAVERICKS 117 – NOVEMBER 14, 2026 – ROCKET ARENA – CLEVELAND, OH – GAME #14 (7-7, 5-2 HOME)

TEAM	1	2	3	4	OT	FINAL	FG	FGA	FG%	3FG%	FT%	OR	DR	TR	A	PF	ST	TO	BS
DAL	33	20	38	26	-	117	39	93	.419	.318	.806	13	26	39	23	20	8	8	3
CLE	33	38	34	22	-	127	48	90	.533	.375	.889	13	41	54	31	24	2	17	1

TEAM	HIGH PTS	HIGH REB	HIGH AST	TEAM	HIGH PTS	HIGH REB	HIGH AST
CLE	T. Proctor: 24	T. Bryant/T. Proctor: 11	T. Proctor: 10	DAL	K. Irving: 34	Cooper F./C. Martin: 8	Cooper F./K. Irving/N. Marshall: 5

CAVS NOTES: TYRESE PROCTOR recorded his first career triple-double with a career-high 24 PTS (10-19 FG), career-high tying 11 REB, and a career-high 10 AST in 34 MIN. It was also the first time in his career with back-to-back 20+ point games (22 PTS at MIA on 11/13). TRIPLE-DOUBLE NOTES: Proctor became the 5th Cavaliers player age 22 or younger to record a triple-double (Brad Daugherty, LeBron James, Kyrie Irving, Darius Garland). MORE CAVS HISTORY: It was the first triple-double by a Cavalier since 4/14/24 (Max Strus recorded 14 PTS, 11 AST, 10 REB). It was also the first triple-double with 20+ PTS by a Cavaliers since 4/6/18 (LeBron James - 44 PTS, 11 REB, 11 AST vs. PHI). AUSSIE HISTORY: Proctor became the sixth Australian born player to record a triple-double in an NBA game, joining Ben Simmons, Josh Giddey, Kyrie Irving, Dyson Daniels and Lacklan Olbrich. 2025 DRAFT CLASS: The sophomore guard became the 4th player in the 2025 NBA Draft class to recored a triple double, joining Derik Queen, Lachlan Olbrich and Jahmal Mashack...MARIO HEZONJA recorded a season-high 22 PTS on 9-12 (.750) shooting from the field, 7 REB and 4 AST in 34 MIN. It was his 8th career NBA game with at least 22 PTS...MELEEK THOMAS recorded a career-high 20 PTS, 4 REB and 2 AST in 33 MIN...THOMAS BRYANT finished with his first double-double of the season (40th of his career), with a season-high 19 PTS (5-10 FG), 11 REB and 3 AST in 27 MIN...JAYLON TYSON contributed a season-high 18 PTS, 4 REB and 4 AST in 34 MIN...NORCHAD OMIER also chipped in a career-high 13 PTS (most by any reserve) on a perfect 5-5 shooting from the field, 8 REB and 1 STL in 27 MIN off the bench. His +/- of +11 was the highest of any player in Saturday night's win.

HEAT 133, CAVALIERS 121 – NOVEMBER 13, 2026 – KASEYA CENTER – MIAMI, FL – GAME #13 (6-7, 2-5 AWAY)

TEAM	1	2	3	4	OT	FINAL	FG	FGA	FG%	3FG%	FT%	OR	DR	TR	A	PF	ST	TO	BS
CLE	27	30	34	30	-	121	42	86	.488	.383	.760	7	29	36	28	29	8	10	3
MIA	29	25	38	41	-	133	46	88	.523	.353	.784	13	33	46	37	20	1	9	2

TEAM	HIGH PTS	HIGH REB	HIGH AST	TEAM	HIGH PTS	HIGH REB	HIGH AST
CLE	D. Mitchell: 25	J. Allen: 8	J. Harden: 8	MIA	B. Adebayo/G. Antetokounmpo: 37	B. Adebayo: 14	D. Mitchell: 17

CAVS NOTES: DONOVAN MITCHELL recorded a team-high 25 PTS, including 5-12 (.417), 7 AST and 4 REB in 33 MIN. Mitchell has recorded 25+ PTS in five games this season. With his 6th AST of the game, Mitchell (3,001 AST) reached 3,000 AST in his career. He is now 1 of 10 active NBA players with at least 15,000 PTS, 3,000 AST and 1,800 3FGM...**TYRESE PROCTOR** tallied a career-high tying 22 PTS on 7-9 (.778) shooting from the field, including 5-7 (.714) shooting from beyond the arc, 4 REB, 3 AST and 1 STL in 27 MIN off the bench. It was his 2nd career game with at least 20 PTS (22 PTS on 4/12/26 vs. WAS)...**JAMES HARDEN** contributed 20 PTS (8-8 FT), 8 AST, 6 REB, 3 STL and 1 BLK in 35 MIN**...JAYLON TYSON** chipped in a season-high 16 PTS on 6-11 (.545) shooting from the field, including 4-7 (.571) shooting from beyond the three-point line, 3 REB and 1 STL in 30 MIN in his first start of the season...**MELEEK THOMAS** recorded 12 PTS on 5-8 (.625) shooting from the field, 3 AST and 1 STL in 18 MIN off the bench. It was his 8th time scoring in double figures over his first 10 career NBA games.

CLEVELAND CAVALIERS ROSTER

CAVALIERS ALPHABETICAL ROSTER

#	NAME	POS	HT	WT	DOB	PRIOR TO PROS/HOME COUNTRY	YR
31	Jarrett Allen	C	6-11	250	4/21/98	Texas '17 / USA	10th
55	Zack Austin*	F	6-5	216	8/11/01	Pittsburgh '25/ USA	R
3	Thomas Bryant	C	6-10	260	7/31/97	Indiana '17/ USA	10th
18	Khalifa Diop	C	6-11	231	1/15/02	Gran Canaria (Spain) '22 / Senegal	R
1	James Harden	G	6-5	220	8/26/89	Arizona State '09 / USA	18th
33	Mario Hezonja	F	6-9	255	2/25/95	FC Barcelona (Spain) '15 / Croatia	6th
5	Sam Merrill	G	6-4	195	5/15/96	Utah State '20 / USA	7th
45	Donovan Mitchell	G	6-3	228	9/7/96	Louisville '17 / USA	10th
4	Evan Mobley	F/C	7-0	230	6/18/01	USC '21 / USA	6th
9	Craig Porter Jr.	G	6-2	194	2/26/00	Wichita State '23 / USA	4th
24	Tyrese Proctor	G	6-4	185	4/1/04	Duke '25/ Australia	2nd
77	Norchad Omier*	F	6-7	248	8/28/01	Baylor '25/ Nicaragua	2nd
15	Meleek Thomas	G	6-3	190	8/6/06	Arkansas '26 / USA	R
35	Nae'Qwan Tomlin	F	6-8	210	12/19/00	Memphis '24/ USA	3rd
20	Jaylon Tyson	G	6-6	224	12/2/02	California '24 / USA	3rd
88	Ernest Udeh Jr. *	C	6-11	266	1/8/04	Miami (FL) '26 / USA	R
8	Peyton Watson	F	6-8	215	9/11/02	UCLA '22 / USA	5th

* Two-Way Player

CAVALIERS NUMERICAL ROSTER

1	James Harden	15	Meleek Thomas	35	Nae'Qwan Tomlin
3	Thomas Bryant	18	Khalifa Diop	45	Donovan Mitchell
4	Evan Mobley	20	Jaylon Tyson	55	Zack Austin*
5	Sam Merrill	24	Tyrese Proctor	77	Norchad Omier*
8	Peyton Watson	31	Jarrett Allen	88	Ernest Udeh Jr. *
9	Craig Porter Jr.	33	Mario Hezonja		

* Two-Way Player

STAFF

HEAD COACH
Kenny Atkinson (Richmond)

ASSOCIATE HEAD COACH
Johnnie Bryant (Utah)

ASSISTANT COACHES
Mike Gerrity (USC), Trevor Hendry (Clark),
Jawad Williams (North Carolina), Omar Cook (St. John's),
Nate Reinking (Kent State), Andrew Olson (Amherst)

SENIOR DIRECTOR, PLAYER HEALTH / HEAD ATHLETIC TRAINER
Stephen Spiro (Temple)

HEAD STRENGTH AND CONDITIONING COACH
Derek Millender (South Alabama)



#31 Jarrett Allen

Center • 6-11 • 251lbs • 04/21/1998 • Texas/USA **10th Year Pro**

PERSONAL: Is the son of Leonard and Cheryl Allen…has one older brother, Leonard II…father, Leonard, played basketball at San Diego State (1982-85); he was selected by the Dallas Mavericks in the third round of the 1985 NBA Draft (50th overall pick) and played professionally in Europe…won a gold medal with the USA U18 National Team at the FIBA Americas U18 Championship in July 2016 in Valdivia, Chile…attended St. Stephen's Episcopal HS in Austin, Texas...is interested in computers...his favorite music artist is J. Cole and favorite movie is Alien.

	GP	GS	PPG	RPG	APG	SPG	BPG	MPG	FG%	3FG%	FT%
2026-27	14	14	12.6	8.7	1.9	0.64	1.29	26.9	.611	.600	.729
Career	638	573	13.0	9.1	1.7	0.68	1.20	28.1	.640	.176	.712

	POINTS				REB		AST	BLK	STL		
	10+	20+	30+	40+	10+	20+	10+	3+	3+	DBL-DBL	TPL-DBL
2026-27	10	2	--	--	4	--	--	1	--	3	--
Career	448	101	4	1	297	7	--	71	18	252	--

RECENT GAMES

OPPONENT	W/L	MIN	FG-A	3P-A	FT-A	OR	DR	TR	A	PF	ST	TO	BS	PTS
11/20 vs. IND	W	30:46	3-7	0-0	0-0	0	8	8	4	0	0	1	2	6
11/18 vs. MEM	L	29:37	7-15	0-1	5-5	5	4	9	4	2	1	4	0	19
11/16 vs. CHI	W	30:12	6-9	0-0	1-2	6	8	14	3	5	1	4	1	13
11/14 vs. DAL	W	DNP												
11/13 at MIA	L	31:40	3-4	0-0	3-4	3	5	8	1	3	1	1	1	9

Injury List — Missed 2 games due to Right Knee Contusion (11/6, 11/7)

	2026-27 HIGHS	CAREER HIGHS
PTS	**25** at MIL 10/31/26	**40** at POR 2/1/26
FGM	**12** at MIL 10/31/26	**16** at POR 2/1/26
FGA	**16** at MIL 10/31/26	**23** at POR 2/1/26
3FGM	**1** 3 times	**2** at DET 10/17/18
3FGA	**1** 5 times	**3** 2 times
FTM	**6** vs. BKN 10/24/26	**15** vs. MIN 3/8/24
FTA	**8** vs. BKN 10/24/26	**21** vs. MIN 3/8/24
OREB	**6** vs. CHI 11/16/26	**11** at CHA 2/4/22
DREB	**10** 2 times	**18** 2 times
TREB	**14** 2 times	**24** at HOU 1/16/19
ASTS	**4** 3 times	**8** vs. SAC 8/7/20
STLS	**1** 9 times	**5** at CHA 3/7/25
BLKS	**3** vs. WAS 10/28/26	**6** 2 times
MINS	**32** at NYK 11/11/26	**46** vs. MIN 3/8/24

NOTES:

2026-27 NOTES:

- Recorded his first double-double of the season with a season-high 25 PTS on 12-16 (.750) shooting from the field, 11 REB, 4 AST and 1 STL in 24 MIN on Oct. 31 at MIL. **It was also his 250th career double-double in the NBA.**
- Finished with 21 PTS on 7-8 (.875) shooting from the field, 8 REB, 2 BLK and 1 STL in 27 MIN vs. BKN on Oct. 24th. Allen also connected for his made first three ball since 12/23/25 vs New Orleans in the win.

2025-26 Notes: Appeared in 56 games (all starts) for Cleveland, averaging 15.4 PPG, 8.5 RPG, 0.98 SPG and 0.84 BPG in 27.1 MPG. His .638 FG% ranked 5th in the NBA on the season.

- Finished with 13 PTS on 5-7 (.714) shooting from the field, 9 REB, 2 BLK and 1 STL in 25 MIN on April 6 at MEM. With his first BLK of the game, Allen moved into 8th in Cavs history for total blocked shots
- Contributed a team-high 25 PTS on 10-12 (.833) shooting from the field, 9 REB, 4 AST and 1 BLK in 31 MIN on Feb. 27 at DET. It was his 7th game this season scoring at least 25 PTS.
- Recorded 27 PTS on 10-15 (.667) shooting from the field, 11 REB, 2 STL and 1 BLK in 32 MIN on Feb. 25 at MIL.
- Finished with his 12th double-double of the season with 29 PTS on 11-12 (.917) shooting from the field and a team-high 10 REB in 33 MIN on Feb. 7 at SAC. It was tied for his 4th-best FG% since joining the Cavs in a game where he makes at least 11 FGM
- Recorded his 10th double-double of the season with a **CAREER-HIGH 40 PTS** on 16-23 (.696) shooting from the field, a season-high 17 REB, 5 AST, 2 STL and a season-high 4 BLK in 29 MIN on Feb. 1 at POR. He recorded 25 PTS (12-15, .800 FG%) and 10 REB in the first half alone. **Allen became the first player in Cavs history to record at least 40 PTS and 15 REB in a regular season game and only the 5th player in NBA history with 40+ PTS, 17+ REB, 5+ AST, 4+ BLK and 2+ STL (Kareem Abdul-Jabbar, Joe Barry Carroll, Shaquille O'Neal and Joel Embiid).** He was also the first NBA player ever to record at least 40 PTS, 15 REB, 5 AST and zero turnovers since turnovers were first tracked in 1977. He was also the 5th Cavaliers player in team history to score 40+ PTS with no made three-pointers and first since LeBron James on 4/4/10 at BOS (42 PTS, 0 3FGM).
- Recorded his 5th double-double of the season with a game-high 27 PTS on 11-21 (.524) shooting from the field, a team-high 10 REB and 2 STL in 28 MIN on Dec. 29 at San Antonio.
- Contributed his 3rd DBL-DBL of the season with a game-high 30 PTS on 12-20 (.600) shooting from the field, a team-high 10 REB and 2 AST in 27 MIN on Nov. 12 at MIA. **He became just the 3rd player in Cavaliers history to record 30+ PTS and 10+ REB in fewer than 30 minutes played (Kevin Love - twice, Brad Daugherty - 30 PTS, 15 REB in 29 MIN on 2/21/92 vs. SAC).**



#55 Zack Austin

Forward ▪ 6-5 ▪ 216lbs ▪ 08/11/2001 ▪ Pittsburgh/USA **Rookie**

PERSONAL: Son of the late Cynthia Austin ... wears #55 to honor his mother, who passed away at the age of 55 in 2017...Has and older sister, Santana, and an older brother, Charles

	GP	GS	PPG	RPG	APG	SPG	BPG	MPG	FG%	3FG%	FT%
** No Games Played 2026-27 Regular Season **											
** No Career Regular Season Games Played **											

	POINTS				REB		AST	BLK	STL		
	10+	20+	30+	40+	10+	20+	10+	3+	3+	DBL-DBL	TPL-DBL
2026-27	--	--	--	--	--	--	--	--	--	--	--
Career	--	--	--	--	--	--	--	--	--	--	--

RECENT GAMES

OPPONENT	W/L	MIN	FG-A	3P-A	FT-A	OR	DR	TR	A	PF	ST	TO	BS	PTS
11/20 vs. IND	W	Inactive - G League Two-Way												
11/18 vs. MEM	L	DNP												

I - GLTW — 1 on the season.

	2026-27 HIGHS	CAREER HIGHS
PTS	--	--
FGM	--	--
FGA	--	--
3FGM	--	--
3FGA	--	--
FTM	--	--
FTA	--	--
OREB	--	--
DREB	--	--
TREB	--	--
ASTS	--	--
STLS	--	--
BLKS	--	--
MINS	--	--

NOTES:

2026-27 NOTES:

- **G-LEAGUE:** He recorded a season-high 40 points on 14-18 (.778%) shooting from the field, including 5-9 (.556%) shooting from beyond the arc, four steals and three blocks in 35 minutes on November 17th versus the Iowa Wolves.
- Austin's other two games for the Charge this season included 27 points (10-14 FG, 5-9 3FG), five rebounds, four assists and three blocks in 37 minutes on November 14th against Sioux Falls and 27 points (7-16 3FG), four rebounds and two blocks in 33 minutes on November 10th against Motor City.

2025-26 Notes: Appeared in 20 games (11 starts) for the Oklahoma City Blue, averaging 12.8 points (.404 3FG%), 3.8 rebounds, 1.90 blocks and 0.90 steals in 27.5 minutes...he scored 20 or more points in five games and 30 or more points in two games. He recorded a season-high 32 points on 10-18 (.556) shooting from the field, including 7-12 (.583) shooting from beyond the arc, four rebounds, three assists, two blocks and one steal in 36 minutes on Dec. 29, 2025 versus the Mexico City Capitanes. Austin also recorded 30 points on 11-19 (.579) shooting from the field, including 5-11 (.455) shooting from beyond the arc, eight rebounds, six assists, five blocks and one steal in 47 minutes on December 22 against the Long Island Nets.



#3 Thomas Bryant

Center • 6-10 • 260lbs • 07/31/1997 • Indiana/USA **10th Year Pro**

PERSONAL: Full name is Thomas Jermaine Bryant…is the son of Linda and Edward Bryant Sr…when his playing career is over he would like to be involved in broadcasting and real estate…says something most people don't know about him is that he can draw and also trains dogs in his free time…participated in the 2015 McDonald's All-American Game and the Jordan Classic…won a gold medal representing the United States at the 2013 FIBA Americas U16 Championship in Uruguay…averaged 17.3 points, 11.6 rebounds and 4.5 blocks as a senior at Huntington Prep… played three seasons of high school basketball at Bishop Kearney High in Rochester, NY where he helped lead his team to the 2013 Class AA state championship…wears size 15 sneakers.

	GP	GS	PPG	RPG	APG	SPG	BPG	MPG	FG%	3FG%	FT%
2026-27	11	1	9.4	3.6	0.8	0.36	0.27	14.9	.532	.433	.774
Career	404	148	8.5	4.8	0.9	0.34	0.65	16.9	.572	.352	.780

	POINTS				REB		AST	BLK	STL		
	10+	20+	30+	40+	10+	20+	10+	3+	3+	DBL-DBL	TPL-DBL
2026-27	4	--	--	--	1	--	--	--	--	1	--
Career	158	27	3	--	46	--	--	12	2	40	--

RECENT GAMES

OPPONENT	W/L	MIN	FG-A	3P-A	FT-A	OR	DR	TR	A	PF	ST	TO	BS	PTS
11/20 vs. IND	W	16:00	3-4	2-2	1-2	2	4	6	0	1	1	0	0	9
11/18 vs. MEM	L	12:01	1-4	1-3	2-2	0	4	4	0	0	0	0	1	5
11/16 vs. CHI	W	17:48	4-4	0-0	1-1	1	4	5	4	2	1	0	0	9
11/14 vs. DAL	W	27:25	7-12	2-4	3-4	2	9	11	3	3	0	1	0	19
11/13 at MIA	L	16:20	3-8	0-3	3-5	0	1	1	1	1	1	0	0	9

	2026-27 HIGHS	CAREER HIGHS
PTS	**19** vs. DAL 11/14/26	**31** 2 times
FGM	**7** vs. DAL 11/14/26	**14** vs. PHX 12/22/18
FGA	**12** vs. DAL 11/14/26	**20** at BKN 8/2/20
3FGM	**3** at MIL 10/31/26	**4** 2 times
3FGA	**6** at MIL 10/31/26	**7** 3 times
FTM	**5** at OKC 11/4/26	**10** at TOR 12/7/22
FTA	**6** at OKC 11/4/26	**10** at TOR 12/7/22
OREB	**3** vs. PHI 11/6/26	**7** vs. TOR 1/13/19
DREB	**9** vs. DAL 11/14/26	**16** at ATL 12/30/22
TREB	**11** vs. DAL 11/14/26	**19** at PHX 3/27/19
ASTS	**4** vs. CHI 11/16/26	**6** 3 times
STLS	**1** 4 times	**4** at BOS 8/13/20
BLKS	**1** 3 times	**4** 3 times
MINS	**27** vs. DAL 11/14/26	**40** at DEN 3/31/19

NOTES:

2026-27 NOTES:

- Finished with his first double-double of the season (40th of his career), with a season-high 19 PTS (5-10 FG), 11 REB and 3 AST in 27 MIN on Nov. 14 vs. DAL.

2025-26 Notes: Played in 60 games (one start) for the Cavs, averaging 6.2 PPG and 3.4 RPG in 12.2 MPG. Bryant scored in double figures in 17 games on the season, including a season-high 15 PTS on Dec. 23, 2025 vs. New Orleans.

- Recorded his first double-double of the season (39th of his career) with 14 points on 6-9 (.667) shooting from the field, a team-high 10 rebounds and one block in 26 minutes on April 5 vs. IND.
- Finished with 10 PTS on 4-7 (.571) shooting from the field and 4 REB in 16 MIN off the bench on Jan. 28 vs. LAL.
- Chipped in 15 points on 6-8 (.750) shooting from the field, including 2-2 (1.000) shooting from the three-point line, seven rebounds and two blocks in 22 minutes off the bench on Dec. 23 vs. NOP.
- Recorded a season-high 14 points, including 3-4 (.750) shooting from the 3-point line, six rebounds and two blocks in 13 minutes off the bench on Dec. 3 vs. POR. It was his most points in a game since Feb. 11, 2025 at NYK (18 PTS). It was also the 7th time in his career making at least 3 three-pointers in a game. With his 6th point of the game, he reached 3,000 career points in his NBA career.



#18 Khalifa Diop

Center • 6-11 • 231lbs • 01/15/2002 • /Senegal **Rookie**

PERSONAL: Participated in the 2019 Basketball Without Borders Global Camp during NBA All-Star 2019 in Charlotte.

	GP	GS	PPG	RPG	APG	SPG	BPG	MPG	FG%	3FG%	FT%
** No Games Played 2026-27 Regular Season **											
** No Career Regular Season Games Played **											

	POINTS				REB		AST	BLK	STL		
	10+	20+	30+	40+	10+	20+	10+	3+	3+	DBL-DBL	TPL-DBL
2026-27	--	--	--	--	--	--	--	--	--	--	--
Career	--	--	--	--	--	--	--	--	--	--	--

RECENT GAMES

OPPONENT	W/L	MIN	FG-A	3P-A	FT-A	OR	DR	TR	A	PF	ST	TO	BS	PTS
11/20 vs. IND	W	Inactive - G League on Assignment												
11/18 vs. MEM	L	DNP												
11/16 vs. CHI	W	DNP												
11/14 vs. DAL	W	DNP												
11/13 at MIA	L	Inactive - G League on Assignment												

Injury List — Missed 3 games due to Left Knee; Knee Injury Management (10/22, 10/24, 10/26)
I - CD — 2 on the season.; **I - GLA** — 6 on the season.

	2026-27 HIGHS	CAREER HIGHS
PTS	--	--
FGM	--	--
FGA	--	--
3FGM	--	--
3FGA	--	--
FTM	--	--
FTA	--	--
OREB	--	--
DREB	--	--
TREB	--	--
ASTS	--	--
STLS	--	--
BLKS	--	--
MINS	--	--

NOTES:

2025-26 Notes: Appeared in 47 games (38 starts) for Baskonia, averaging 3.8 points on .670 shooting from the field, 4.2 rebounds and 0.70 blocks in 16.4 minutes per game. He recorded a season-high 14 points on a perfect 5-5 shooting from the field, four rebounds and two blocks in 23 minutes on December 19, 2025 vs. Barca…Diop helped Baskonia capture the 2026 Copa del Rey title, the club's first in 17 years, after also contributing to the team's 2023 EuroCup championship.



#1 James Harden

Guard ▪ 6-5 ▪ 220lbs ▪ 08/26/1989 ▪ Arizona State/USA **18th Year Pro**

PERSONAL: Lists his mother, Monja Willis, as the biggest influence in his life...He and his mother host annual Thanksgiving and Holiday shopping events for families in need from the Houston area…Led Artesia High School (California) to a 33-2 record in his senior year and second straight state title, as well as earning Trophy-Case Player of the year honors…Won a gold medal as a member of Team USA during the 2012 Olympics in London and FIBA World Championship as a captain for Team USA during the 2014 FIBA World Cup in Spain…Owns a stake in the Houston Dynamo of Major League Soccer.

	GP	GS	PPG	RPG	APG	SPG	BPG	MPG	FG%	3FG%	FT%
2026-27	16	16	18.4	4.8	6.3	0.94	0.50	33.6	.410	.400	.879
Career	1237	1023	24.0	5.6	7.3	1.46	0.56	34.7	.439	.364	.863

	POINTS				REB		AST	BLK	STL		
	10+	20+	30+	40+	10+	20+	10+	3+	3+	DBL-DBL	TPL-DBL
2026-27	14	4	2	1	--	--	1	--	1	--	--
Career	1137	787	346	108	140	--	358	33	228	409	82

RECENT GAMES

OPPONENT	W/L	MIN	FG-A	3P-A	FT-A	OR	DR	TR	A	PF	ST	TO	BS	PTS
11/20 vs. IND	W	40:07	15-26	7-11	14-14	0	6	6	6	3	1	2	0	51
11/18 vs. MEM	L	35:31	4-10	3-7	3-3	1	5	6	9	2	0	3	1	14
11/16 vs. CHI	W	34:22	3-10	2-6	1-2	0	4	4	10	2	1	2	0	9
11/14 vs. DAL	W	Inactive - Coaches Decision												
11/13 at MIA	L	34:49	5-13	2-8	8-8	0	6	6	8	2	3	2	1	20

I - CD — 1 on the season.

	2026-27 HIGHS	CAREER HIGHS
PTS	**51** vs. IND 11/20/26	**61** 2 times
FGM	**15** vs. IND 11/20/26	**20** at CLE 12/11/19
FGA	**26** vs. IND 11/20/26	**41** at MIN 11/16/19
3FGM	**7** vs. IND 11/20/26	**10** 4 times
3FGA	**11** vs. IND 11/20/26	**23** 2 times
FTM	**14** vs. IND 11/20/26	**24** at SAS 12/3/19
FTA	**14** vs. IND 11/20/26	**27** vs. MEM 12/31/18
OREB	**1** 4 times	**6** at NYK 1/23/19
DREB	**8** 2 times	**16** vs. IND 8/12/20
TREB	**9** at OKC 11/4/26	**17** 2 times
ASTS	**10** vs. CHI 11/16/26	**21** vs. LAC 12/23/22
STLS	**3** at MIA 11/13/26	**8** vs. UTA 3/23/16
BLKS	**2** 3 times	**5** at DET 2/9/21
MINS	**40** vs. IND 11/20/26	**51** at DAL 11/14/25

NOTES:

2026-27 NOTES:

- Recorded a season-high and Cavs season-high **51 POINTS** on 15-26 (.577) shooting from the field, including 7-11 (.636) shooting from beyond the arc and a perfect 14-14 from the charity stripe, 6 REB, 6 AST and 1 STL in a season-high 40 MIN on Nov. 20 vs. IND. His 7 made three-pointers was also a season-high. **It was his 26th career 50-point game, which passed Kobe Bryant (25) for the 3rd-most 50-point games in NBA history.** Harden is also the 6th player in Cavs history to record at least 50 PTS in a game (Walt Wesley, LeBron James, Kyrie Irving, Darius Garland and Donovan Mitchell). Harden is also the 6th player age 37 or older to record a 50-ponit game, joining LeBron James, Michael Jordan, Kobe Bryant, Jamal Crawford and Steph Curry. With his 26th points of the game, Harden also moved in 9th place for most combined regular season and postseason points in NBA history.
- Tallied a season-high 32 PTS on 9-14 (.643) shooting from the field, including 5-7 (.714) shooting from beyond the arc (9 FTM), 4 AST and 2 STL in 33 MIN on Nov. 11 at New York. It was his 345th career game with at least 30 PTS, tying Allen Iverson for the 11th-most games with 30+ PTS in NBA history.
- Finished with a team-high 24 PTS on 7-14 (.500) shooting from the field (7 FTM), 5 REB and 4 AST in 36 MIN on Oct. 29 at ATL. It was his 6th time scoring at least 24 points as a member of the Cavaliers
- Recorded 19 PTS, a game-high 9 AST, 5 REB and 2 STL in 39 MIN on Oct. 26 vs. MIN. He scored 15 of his points in the 2nd half on 6-10 (.600) shooting from the field, including 3-5 (.600) shooting from beyond the arc and 5 AST in 17 MIN in the half. He finished the half with a +/- of +13.

2025-26 Notes: Appeared in 70 games (all starts) this season for the L.A. Clippers (44 games) and Cleveland (26 games). He averaged 23.6 PPG, 8.0 APG, 4.8 RPG and 1.13 SPG in 34.8 MPG. He scored 20+ PTS in 47 games, 30+ PTS in 14 games, 40+ PTS in 2 games and 50+ PTS in 1 game (55 PTS on Nov. 22 at CHA). In his 26 games in Cleveland, the Cavs were 19-7 and Harden averaged 20.5 PPG, 7.7 APG and 4.8 RPG in 33.8 MPG.

- Tallied 28 PTS, including 5-11 (.455) shooting from beyond the arc, 7 AST, 4 REB, 3 STL and 1 BLK in 34 MIN on April 5 vs. the Pacers. It was his 3rd-highest scoring output since being acquired by the Cavaliers
- Recorded 13 PTS, a game-high 14 AST, 6 REB, 1 STL and 1 BLK in 39 MIN on March 30 at UTA. **He is the 6th player in Cavs history to have back-to-back games with at least 14 AST (LeBron James, John Bagley, Mark Price, Geoff Houston, Andre Miller).**
- Finished with 17 PTS, a game-high 14 AST, 5 REB and 2 STL in 30 MIN on March 27 vs. MIA. His 14 AST were the most AST dished out by a Cavalier this season and highest by a Cavs player since Caris LeVert had 15 AST on Feb. 28, 2024
- Recorded a game-high 36 PTS, including 7-13 (.538) shooting from the 3-point line, a team-high 9 AST, 7 REB, 2 STL and 1 BLK in 37 MIN on March 19 at CHI. It was his 344th career 30-point game, moving past Elgin Baylor for the 12th-most 30-point games in NBA history. He became the 4th player in Cavs history to record 36+ PTS, 9+ AST, 7+ REB and 7+ 3FGM in a game (LeBron James, Mo Williams, Donovan Mitchell). Harden had a span in the 1st quarter of scoring 7 PTS in 18 seconds, becoming the first Cavs player to have at least 7 PTS in 18 seconds or less since Kyrie Irving had 8 points in 17 seconds in the 4th Q on Dec. 15, 2012 vs. NYK.
- Tallied 27 PTS (11 FTM) on 7-10 (.700) shooting from the field, 6 AST, 5 REB and 2 STL in 34 MIN on March 17 at MIL. It was his 2nd-highest scoring total since joining Cleveland. He scored 14 of his PTS in the first quarter, marking his highest scoring opening quarter since joining the Cavaliers
- Recorded a team-high 30 PTS on 11-16 (.688) shooting from the field, including 5-9 (.556) shooting from the 3-point line, 8 AST and 5 REB in 37 MIN on March 11 at ORL. It was his 13th game of the season with at least 30 PTS and highest scoring outing since joining the Cavaliers. **It was his 343rd career 30-point game, tying Elgin Baylor for the 12th-most 30-point games in NBA history**
- Recorded a team-high 22 PTS, including 4-7 (.571) shooting from the 3-point line, 9 REB and a team-high 8 AST in 36 MIN on March 1 at BKN
- Finished with 20 PTS and 9 AST in 34 MIN on Feb. 22 at OKC. It was his 772nd game with at least 20 PTS in his career, passing Wilt Chamberlain for 10th on the NBA's all-time 20-point games list.
- Contributed a near triple-double with 22 PTS (6-6 FT), 10 REB, 7 AST and a season-high 3 BLK in 36 MIN on Feb. 9 at DEN. He is the 4th Cavaliers player with those numbers in a game since 1983-84 (LeBron James, Ron Harper, Evan Mobley)
- Finished with 23 PTS on 7-13 (.538) shooting from the field and 5-8 (.625) shooting from the 3-point line, a team-high 8 AST, 2 REB and 1 STL in 32 MIN **during his Cavaliers debut** on Feb. 7 at SAC. Harden scored 15 of his points in the 4th quarter on a perfect 4-4 from the field and a perfect 3-3 shooting from the 3-point line. It was his 3rd-highest scoring effort in a 4th quarter this season (most was 18 PTS on Nov. 10 vs. ATL).
- Contributed a season-high 55 PTS, including 10-16 shooting from the three-point line, 7 AST, 3 REB and 1 STL in 35 MIN on Nov. 22 at CHA. His 55 points is tied for the 2nd-most points scored by any player in the NBA this season. It was his 25th career 50-point game.



#33 Mario Hezonja

Forward ▪ 6-9 ▪ 255lbs ▪ 02/25/1995 ▪ /Croatia **6th Year Pro**

PERSONAL: He is one of the highest drafted Croatian born players in NBA history, selected No. 5 overall in 2015 by Orlando. He trails only Dragan Bender, who was picked No. 4 overall in 2016.

	GP	GS	PPG	RPG	APG	SPG	BPG	MPG	FG%	3FG%	FT%
2026-27	17	2	9.1	5.7	1.9	0.59	0.18	19.6	.489	.333	.600
Career	347	71	7.0	3.2	1.3	0.73	0.24	18.6	.421	.320	.806

	POINTS				REB		AST	BLK	STL		
	10+	20+	30+	40+	10+	20+	10+	3+	3+	DBL-DBL	TPL-DBL
2026-27	9	1	--	--	3	--	--	--	--	2	--
Career	110	11	1	--	10	--	1	6	20	6	1

RECENT GAMES

OPPONENT	W/L	MIN	FG-A	3P-A	FT-A	OR	DR	TR	A	PF	ST	TO	BS	PTS
11/20 vs. IND	W	19:36	4-8	2-4	0-0	2	8	10	3	4	0	1	0	10
11/18 vs. MEM	L	28:02	7-12	2-5	0-0	1	6	7	5	4	1	0	0	16
11/16 vs. CHI	W	14:46	4-7	1-3	0-0	0	4	4	2	0	1	2	0	9
11/14 vs. DAL	W	34:03	9-12	2-2	2-2	0	7	7	4	3	0	2	0	22
11/13 at MIA	L	9:21	2-2	0-0	0-0	1	3	4	0	1	0	1	0	4

	2026-27 HIGHS	CAREER HIGHS
PTS	**22** vs. DAL 11/14/26	**30** vs. WAS 4/7/19
FGM	**9** vs. DAL 11/14/26	**12** vs. WAS 4/7/19
FGA	**13** 2 times	**22** at ORL 4/3/19
3FGM	**3** vs. OKC 11/2/26	**8** at DET 12/17/17
3FGA	**8** vs. PHI 11/6/26	**12** at DET 12/17/17
FTM	**2** vs. DAL 11/14/26	**8** vs. LAL 3/17/19
FTA	**2** 5 times	**8** 2 times
OREB	**4** at MIL 10/31/26	**4** at MIL 10/31/26
DREB	**9** vs. PHI 11/6/26	**15** at HOU 4/5/19
TREB	**11** at MIL 10/31/26	**16** at HOU 4/5/19
ASTS	**5** vs. MEM 11/18/26	**11** at HOU 4/5/19
STLS	**2** 2 times	**5** 3 times
BLKS	**1** 3 times	**3** 6 times
MINS	**34** vs. DAL 11/14/26	**42** at CHA 4/13/16

NOTES:

2026-27 NOTES:

- Recorded a season-high 22 PTS on 9-12 (.750) shooting from the field, 7 REB and 4 AST in 34 MIN on Nov. 14 vs. DAL. He started the game shooting a perfect 7-7 from the field.
- Contributed his first double-double of the season with 15 PTS, a game-high 10 REB and 1 STL in 27 MIN off the bench on Nov. 6 vs. PHI.
- Finished with 12 PTS on 3-7 (.429) shooting from beyond the arc, 8 REB, 3 AST and 2 STL in 27 MIN off the bench on Nov. 2 vs. OKC. He scored all 12 of his points in the second half.
- Chipped in 10 PTS, 3 REB, 2 AST, 2 STL and 1 BLK in 19 MIN off the bench on Oct. 22 at PHI in his Cavaliers debut. It was his first NBA game since 8/13/20 at BKN.

2025-26 Notes: Appeared in 80 games (71 starts) for Real Madrid across EuroLeague, Liga ACB, the Spanish Cup and ACB Supercup competition, averaging 15.0 points, 4.3 rebounds and 2.1 assists in 23.1 minutes while shooting .848 from the free throw line. He was also named the 2025-26 Liga ACB Most Valuable Player.



#5 Sam Merrill

Guard • 6-4 • 195lbs • 05/15/1996 • Utah State/USA **7th Year Pro**

PERSONAL: Born May 15, 1996 in Bountiful, Utah… Son of Jenny and John Merrill… Graduated in business administration at Utah State…Earned three varsity letters at Bountiful High School, leading the Braves to a state title as a senior… Also lettered in football, baseball and golf, earning all-state honors on the gridiron as a junior.

	GP	GS	PPG	RPG	APG	SPG	BPG	MPG	FG%	3FG%	FT%
2026-27	11	1	7.5	3.1	1.9	1.00	0.09	23.3	.371	.315	.813
Career	236	46	8.0	2.1	1.7	0.54	0.11	18.9	.422	.394	.882

	POINTS				REB		AST	BLK	STL		
	10+	20+	30+	40+	10+	20+	10+	3+	3+	DBL-DBL	TPL-DBL
2026-27	2	--	--	--	--	--	--	--	--	--	--
Career	81	15	1	--	1	--	--	--	9	1	--

RECENT GAMES

OPPONENT	W/L	MIN	FG-A	3P-A	FT-A	OR	DR	TR	A	PF	ST	TO	BS	PTS
11/20 vs. IND	W	25:07	2-7	2-7	0-0	0	1	1	1	1	0	0	0	6
11/18 vs. MEM	L	22:57	2-6	1-4	2-4	2	0	2	3	6	2	0	0	7
11/16 vs. CHI	W	Inactive - Injury												
11/14 vs. DAL	W	Inactive - Injury												
11/13 at MIA	L	Inactive - Injury												

Injury List — Missed 5 games due to Right Elbow Injury Management (11/7, 11/9, 11/11, 11/13, 11/16); Missed 1 game due to Right Hamstring Injury Management (11/14)

	2026-27 HIGHS	CAREER HIGHS
PTS	**16** at ATL 10/29/26	**32** vs. WAS 2/11/26
FGM	**6** at ATL 10/29/26	**11** vs. WAS 2/11/26
FGA	**11** at ATL 10/29/26	**16** 4 times
3FGM	**4** at ATL 10/29/26	**9** 2 times
3FGA	**8** 2 times	**16** at MIA 11/10/25
FTM	**2** 6 times	**5** 2 times
FTA	**4** vs. MEM 11/18/26	**6** vs. ORL 3/24/26
OREB	**2** 2 times	**3** 2 times
DREB	**5** at OKC 11/4/26	**9** at NOP 3/21/26
TREB	**7** at OKC 11/4/26	**10** at NOP 3/21/26
ASTS	**3** 4 times	**9** at NOP 3/13/24
STLS	**2** 2 times	**4** at PHX 3/21/25
BLKS	**1** at OKC 11/4/26	**2** 3 times
MINS	**31** vs. MIN 10/26/26	**36** at DET 2/27/26

NOTES:

2026 NBA PLAYOFFS:

- Chipped in 23 PTS (playoff career-high) on 7-10 (.700) shooting from the field, including 5-8 (.625) shooting from beyond the arc and 1 STL in 25 MIN off the bench in Game 7 at DET on May 17th. It was his fourth career postseason game scoring in double figures and first postseason game with at least 20 PTS. His 23 PTS off the bench in 25 MIN is the 2nd-highest scoring total off the bench in 25 or fewer minutes in Cavs postseason history (Max Strus had 24 PTS in 24 MIN on April 18, 2026 vs. TOR).
- Finished with 13 points, including 3-7 (.429) shooting from the 3-point line, three rebounds and two assists in 23 minutes off the bench in Game 7 vs. TOR on May 3rd.
- Contributed 14 PTS on 5-9 (.556) shooting from the field, including 3-7 (.429) shooting from the 3-point line in 19 minutes off the bench. He scored 11 of his points in the 4th quarter, his most points in any single quarter in his playoff career.

2025-26 Notes: Appeared in 52 games (38 starts) for Cleveland, averaging a career-high 12.8 PPG in 26.5 MPG. He shot 158-375 (.421) from the 3-point line, the 11th-best 3FG% in the NBA this season (6th-best in the East). His 158 3FGM were his most in a single season in his career.

- Finished with 21 PTS (4 3FGM), 2 AST, 2 REB and a season-high tying 3 STL in 28 MIN on April 6 at MEM.
- Recorded his first career double-double with 15 PTS, a career-high 10 REB and 2 AST in 32 MIN on March 21 at NOP.
- Chipped in 20 PTS, including 6-10 (.600) shooting from beyond the three-point line in 29 MIN on Feb. 22 at OKC. With his 5th triple of the game, he passed Cedi Osman for 4th on the Cavs all-time list for three-pointers made off the bench.
- Recorded a season-high tying 22 PTS, including 6-8 (.750) shooting from the 3-point line, 4 AST and 2 REB in 29 MIN on Feb. 1 at POR
- Contributed 20 points on 5-7 (.714) shooting from the field, including 5-6 (.833) shooting from the three-point line and a perfect 5-5 (1.000) at the free throw line, two rebounds and three steals in 26 minutes on Jan. 10 vs. MIN. **Merrill made 5+ threes for the fourth straight game, which is a franchise record.**
- Finished with 22 PTS, including 5-11 (.455) shooting from the 3-point line, 3 AST, 2 REB and 1 STL in 31 MIN off the bench on Jan. 8 at MIN
- Recorded 22 points on 7-12 (.583) shooting from the field, including 6-10 (.600) shooting from the three-point line, a season-high six rebounds, seven assists and one steal in 26 minutes on Dec. 23 vs. NOP.
- Finished with 20 points, including 7-10 (.700) shooting from the field and 6-9 (.667) shooting from the three-point line, five rebounds and one block in 28 minutes on Nov. 17 vs. MIL. It was also his 7th career game with at least 20 points.
- Contributed 22 PTS, including 6-10 (.600) shooting from the 3-point line, 5 AST, 1 STL and 1 BLK in 26 MIN on Oct. 24 at BKN. In the first two games of the season, Merrill shot 11-20 (.550) from the free-throw line, marking the most three-pointers made by a Cavalier in the first two games of any season



#45 Donovan Mitchell

Guard • 6-3 • 228lbs • 09/07/1996 • Louisville/USA **10th Year Pro**

PERSONAL: Son of Nicole and Donovan Mitchell, Sr…Has one younger sister (Jordan) who played lacrosse at American University…His dad works in the front office for the New York Mets…Nickname is Spida …Has a signature shoe line with Adidas…has a non-profit called "Spida Cares"…played high school basketball at Canterbury School in New Milford, CT before transferring to Brewster Academy in Wolfeboro, NH for his final two high school seasons…he was inducted into the Brewster Athletics Hall of Fame in 2025...Mitchell also made a 12 million dollar donation to his former school, Greenwich Country Day School (GCDS) in his home community of Greenwich, CT to help build a state-of-the-art facility called the Donovan Mitchell Family Athletic Center or "The DON" which stands for "Determination Over Negativity". The facility opened in 2024 and the donation aims to enhance the school's athletics program and overall community...Follow him on twitter @spidadmitchell.

	GP	GS	PPG	RPG	APG	SPG	BPG	MPG	FG%	3FG%	FT%
2026-27	16	16	24.5	4.7	5.2	1.25	0.38	33.1	.496	.364	.788
Career	625	617	25.1	4.3	4.8	1.38	0.32	33.8	.454	.366	.842

	POINTS				REB		AST	BLK	STL		
	10+	20+	30+	40+	10+	20+	10+	3+	3+	DBL-DBL	TPL-DBL
2026-27	16	12	4	--	1	--	1	--	1	2	--
Career	604	457	195	34	16	--	15	2	98	31	--

RECENT GAMES

OPPONENT	W/L	MIN	FG-A	3P-A	FT-A	OR	DR	TR	A	PF	ST	TO	BS	PTS
11/20 vs. IND	W	29:00	8-17	2-7	2-4	1	2	3	3	4	0	2	0	20
11/18 vs. MEM	L	35:26	14-27	2-9	4-4	2	2	4	3	3	1	3	0	34
11/16 vs. CHI	W	35:51	16-25	2-5	5-5	1	3	4	4	1	3	3	0	39
11/14 vs. DAL	W	Inactive - Coaches Decision												
11/13 at MIA	L	32:51	9-21	5-12	2-4	0	4	4	7	5	0	3	0	25

I - CD — 1 on the season.

	2026-27 HIGHS	CAREER HIGHS
PTS	**39** vs. CHI 11/16/26	**71** vs. CHI 1/2/23
FGM	**16** vs. CHI 11/16/26	**22** vs. CHI 1/2/23
FGA	**27** vs. MEM 11/18/26	**36** at SAS 3/23/18
3FGM	**5** 4 times	**9** vs. CHI 3/16/22
3FGA	**13** vs. NYK 11/7/26	**18** at UTA 1/10/23
FTM	**8** 2 times	**20** vs. CHI 1/2/23
FTA	**11** 2 times	**25** vs. CHI 1/2/23
OREB	**2** vs. MEM 11/18/26	**5** 4 times
DREB	**10** at PHI 10/22/26	**12** at MIA 12/8/23
TREB	**10** at PHI 10/22/26	**15** at MIA 11/10/25
ASTS	**11** vs. OKC 11/2/26	**14** vs. SAS 3/27/25
STLS	**3** vs. CHI 11/16/26	**5** 4 times
BLKS	**1** 6 times	**3** 2 times
MINS	**38** vs. MIN 10/26/26	**50** vs. CHI 1/2/23

NOTES:

2026-27 NOTES:

- Tallied a game-high 39 PTS (16-25 FG), 4 AST, 4 REB and 3 STL in 36 MIN on Nov. 16 vs. CHI. Mitchell scored 20 of his points in the 4th quarter on a perfect 8-8 shooting from the field. It is the first time in his career scoring at least 20 points in a quarter on perfect shooting from the field (min. 8 FGA). It was also his second time this season scoring at least 20 points in a quarter (21 PTS on 11/7/26 vs. NYK).
- Finished with a game-high 37 PTS on 13-22 (.591) shooting from the field, 4 REB, 4 AST, 2 STL and 1 BLK in 37 MIN on Nov. 7 vs. NYK. With his 17th point of the game, Mitchell (7.278 PTS w/ Cavs) passed Larry Nance (7,257 PTS) for 11th-most points in Cavaliers team history. Mitchell scored 21 of his points in the 4th quarter on 8-11 (.727) shooting from the field, including 4-7 (.571) shooting from beyond the arc. It was his most points in the 4th quarter since scoring 25 PTS on 12/12/25 at WAS.
- With his 2nd made three-pointer of the game on Nov. 2 vs. OKC, Mitchell became the 4th player in Cavs history to make at least 900 3FG (LeBron James, Kevin Love, Darius Garland).
- Recorded a double-double (30th of his career) with a team-high 32 PTS on 11-19 (.579) shooting from the field, a team-high 10 REB, 3 AST, 2 STL and 1 BLK in 35 MIN at PHI on Oct. 22.

2025-26 Notes: Appeared in 70 games this season (all starts) for Cleveland, averaging 27.9 PPG, 5.7 APG, 4.5 RPG and 1.49 SPG in 33.5 MPG. He also made 224 three-pointers, tied for the 10th-most 3FGM in the NBA this season. His 27.9 PPG ranked 7th in the NBA. He also recorded five double-doubles on the season. He also scored 20+ points in 55 games, 30+ points in 34 games and 40+ points in six games. He had the 4th-most 30-point games in the NBA this season. His 1,952 PTS were also his most points scored in a single season in his career.

- Recorded a game-high 31 PTS on 12-19 (.632) shooting from the field, 7 REB, 4 AST and 1 BLK in 35 MIN on April 8 vs. ATL. It was also Mitchell's 200th game with at least 20 PTS as a member of the Cavaliers and is 1 of 5 players in Cavs history with at least 200 20-point games (LeBron James, Brad Daugherty, Kyrie Irving, Austin Carr). With his first basket of the game, Mitchell surpassed his career-high for points in a single season.
- Finished with a game-high 42 PTS on 14-22 (.636) shooting from the field, including 3-7 (.429) shooting from the 3-point line and a perfect 11-11 shooting from the free throw line, 3 AST and 2 REB in 35 MIN last night vs. ORL. It was his 6th game with 40+ PTS this season (34th of his career)
- Finished with a game-high 45 points on 15-25 (.600) shooting from the field, including 5-8 (.625) shooting from the three-point line, four rebounds, four assists and one steal in 35 minutes on Jan. 26 vs. ORL. It was also his franchise-record 16th game with 40+ PTS and 5+ 3FG. In the first half, Mitchell recorded a game-high 26 points which is his highest scoring opening half this season (prev. 25 vs. MIL on Nov. 17). Mitchell also shot 9-11 (.818) from the field, his fourth time with 26+ points and .800 FG% in any half of his NBA career.
- Finished with a game-high 36 PTS on 15-30 (.500) shooting from the field, a game-high 9 AST, 5 REB and 2 STL in 38 MIN on Jan. 24 at ORL. **He scored 27 of his PTS in the 2nd half, tying his 2nd-most points in any half this season**
- With his 4th 3FGM of the game on Jan. 12 vs. Utah, **Mitchell (803 3FG w/the Cavs) passed Mark Price (802 3FG) for the 4th-most three-pointers in franchise history**
- Recorded his second double-double of the season with a game-high 34 points on 10-18 (.556) shooting from the field, including 4-7 (.571) shooting from the three-point line, 10 rebounds, seven assists, two steals and one block in 30 minutes on Dec. 31 vs. PHX. It was Mitchell's first career game with at least 30 PTS, 10 REB and 7 AST and he is the first Cavalier to record that in a game since LeBron James (44 PTS, 11 REB and 11 AST on 4/6/18 vs. PHI).
- Finished with a team-high 34 PTS, including 4-9 (.444) shooting from the three-point line, 7 REB, 6 AST and 4 STL in 33 MIN on Dec. 25 at NYK. His 34 PTS were tied for the most PTS scored by a Cavaliers player on Christmas Day (LeBron James 34 PTS on 12/25/03 at ORL). He was also the first Cavs player in team history with at least 30 PTS, 5 REB and 5 AST on Christmas Day
- Recorded a season-high 48 PTS on 17-31 (.548) shooting from the field, including 8-15 (.533) shooting from the 3-point line, 4 REB, 4 AST and 2 STL in 35 MIN on Dec. 12 at WAS. **He scored 24 of his PTS in the 4th Q, tying the 2nd-most PTS scored in a 4th quarter by a Cavalier since 1997-98,** helping Cleveland outscore Washington 45-26 in the 4th and overcome a 15-point deficit in the final frame. **His 24 PTS in the 4th was also the most PTS in a 4th Q by any NBA player this season.** His 35 PTS in the 2nd half was his 2nd-most PTS in any half of his career (most was 42 PTS in 2nd H on Jan. 2 vs. CHI).
- Contributed a game-high 43 PTS on 16-27 (.593) shooting from the field, 9 REB, and a game-high 6 AST in 34 MIN on Dec. 1 at IND. It was his 3rd game with 40+ PTS on the season.
- Recorded a game-high 42 PTS on 15-28 (.536) shooting from the field, including 7-15 (.467) shooting from the three-point line, three rebounds, three assists and one steal in 35 MIN on Nov. 28 at ATL. It was his 2nd game with 40+ PTS on the season.
- Finished with a game-high 37 points on 14-22 (.636) shooting from the field, including 5-9 (.556) shooting from the three-point line, eight rebounds, six assists and one steal in 33 minutes on Nov. 23 vs. LAC. It was his 3rd career game with at least 37 points, eight rebounds and six assists
- Recorded a game-high 37 points on 14-22 (.636) shooting from the field, including 4-8 (.500) shooting from the three-point line, a team-high seven assists, five rebounds and one steal in 36 minutes on Nov. 17 vs. MIL. He scored 25 of his points in the first half on 10-13 (.769) shooting from the field and 3-4 (.750) shooting from the three-point line. It was his highest scoring opening half of the season and his 10th time this season scoring 20+ PTS in any half
- Finished with his first DBL-DBL of the season with a team-high 28 PTS, career-high 15 REB, 8 AST and 1 STL in 41 MIN on Nov. 10 at MIA. **He became just the 2nd player in Cavs history with 28+ PTS, 15+ REB and 8+ AST in a game (LeBron James, 7 times).**
- Recorded a season-high 46 points on 15-21 (.714) shooting from the field, including 6-11 (.545) shooting from the three-point line and a perfect 10-10 (1.000) from the free throw line, eight assists, four rebounds, and one steal in 35 minutes on Nov. 5 vs. PHI. Mitchell's 46 points on .714 FG% is tied for the 3rd-highest FG% in a 40-point game in Cavaliers history



#4 Evan Mobley

Forward/Center ▪ 7-0 ▪ 230lbs ▪ 06/18/2001 ▪ USC/USA **6th Year Pro**

PERSONAL: Played with his brother, Isaiah, at USC in 2020-21…His brother Isaiah was also on the Cavs for two seasons...father, Eric, is an assistant coach at SMU in Dallas and played professionally overseas…has an extensive sneaker collection…first sport was soccer, which helped with his footwork…attended Rancho Christian High School in Temecula, California, where he averaged 20.5 points, 12.2 rebounds, 5.2 blocks and 4.6 assists during his senior season and was named the 2019-20 Morgan Wooten National High School Player of the Year…was a 2020 McDonald's All-American, a two-time California Gatorade Player of the Year and a 2020 Naismith Player of the Year finalist…won gold medals with USA Basketball at the 2019 FIBA U-19 World Cup and 2018 FIBA U-17 World Cup.

	GP	GS	PPG	RPG	APG	SPG	BPG	MPG	FG%	3FG%	FT%
2026-27	12	12	16.9	7.3	3.6	0.58	1.08	32.0	.555	.479	.622
Career	346	344	16.7	8.9	3.1	0.80	1.58	32.4	.548	.320	.672

	POINTS				REB		AST	BLK	STL		
	10+	20+	30+	40+	10+	20+	10+	3+	3+	DBL-DBL	TPL-DBL
2026-27	11	4	--	--	4	--	--	1	--	4	--
Career	306	107	9	1	143	--	--	78	18	135	--

RECENT GAMES

OPPONENT	W/L	MIN	FG-A	3P-A	FT-A	OR	DR	TR	A	PF	ST	TO	BS	PTS
11/20 vs. IND	W	Inactive - Injury												
11/18 vs. MEM	L	Inactive - Injury												
11/16 vs. CHI	W	Inactive - Injury												
11/14 vs. DAL	W	Inactive - Coaches Decision												
11/13 at MIA	L	Inactive - Injury												

Injury List — Missed 1 game due to Left Great Toe - Sprain (11/13); Missed 3 games due to Left Great Toe Sprain (11/16, 11/18, 11/20)
I - CD — 1 on the season.

	2026-27 HIGHS	CAREER HIGHS
PTS	**27** at MIL 10/31/26	**41** at CHA 12/7/24
FGM	**11** at MIL 10/31/26	**19** vs. MIL 1/21/23
FGA	**16** at MIL 10/31/26	**27** vs. MIL 1/21/23
3FGM	**5** vs. WAS 10/28/26	**6** at CHA 12/7/24
3FGA	**6** vs. WAS 10/28/26	**8** 5 times
FTM	**4** vs. BKN 10/24/26	**12** vs. MIL 10/26/25
FTA	**7** vs. BKN 10/24/26	**14** at NYK 4/11/25
OREB	**4** vs. MIN 10/26/26	**8** 2 times
DREB	**9** vs. WAS 10/28/26	**15** vs. ATL 4/8/26
TREB	**12** vs. WAS 10/28/26	**19** 2 times
ASTS	**7** at ATL 10/29/26	**8** 3 times
STLS	**2** 2 times	**5** at IND 3/8/22
BLKS	**3** vs. BKN 10/24/26	**8** at DET 11/4/22
MINS	**38** vs. MIN 10/26/26	**45** vs. CHA 11/18/22

NOTES:

2026-27 NOTES:

- Recorded a season-high 27 PTS on 11-16 (.688) shooting from the filed, including 3-5 (.600) shooting from beyond the arc, 5 REB, 3 AST and 1 STL in 25 MIN on Oct. 31 at MIL He scored 13 of his points in the 2nd quarter on a perfect 5-5 shooting from the field. It was his 3rd career game with at least 27 PTS in 25 minutes or fewer.
- Posted a game-high 24 points on 8-12 (.667) shooting from the field, 5-6 (.833) shooting from beyond the arc, and a game-high tying 12 rebounds (three offensive) over 32 minutes on Oct. 28 vs. WAS. Mobley knocked down 5+ triples for the second time in his career, he previously connected for six three-balls in a win over Charlotte on 12/7/24.

2025-26 Notes: Saw action in 65 games (63 starts) this season for the Cavs, averaging 18.2 PPG, 9.0 RPG, a career-high 3.6 APG and a carer-high 1.74 BPG (4th-best in the NBA) in 31.9 MPG. He also recorded 27 double-doubles on the season. He recorded 32 games with 2+ BLK, 20 games with 3+ BLK, 10 games with 4+ BLK and two games with 5 BLK.

- Contributed his 27th double-double of the season with 22 PTS on 8-15 (.533) shooting from the field, a career-high tying 19 REB, 3 AST and 3 BLK in 36 MIN on April 8 vs. ATL. He became the 6th player in Cavs history to record at least 22 PTS, 19 REB and 3 BLK in a game (Cliff Robinson, Steve Patterson, Shawn Kemp, LeBron James, Kevin Love).
- Recorded a season-high 34 PTS on 15-21 (.714) shooting from the field, a season-high 17 REB, 3 BLK and 2 STL in 30 MIN on March 30 at UTA. It was his first career game with at least 30 PTS and 15 REB and was also his first 30-point game of the season. **He is the 2nd Cavalier in team history to record 34+ PTS, 17+ REB and .700+ FG% in a game (Anderson Varejao - 35 PTS, 18 REB, .762 FG% on Nov. 13, 2012 at BKN.**
- Finished with his 22nd DBL-DBL of the season with 27 PTS, a season-high 15 REB, 2 AST, 3 BLK and zero turnovers in 33 MIN on March 17 at MIL. It was his first career game with at least 27 PTS and 15 REB. **He was also the 2nd Cavalier since 1983-84 to record at least 27 PTS, 15 REB, 3 BLK and 0 TO in a game (Jarrett Allen recorded 40 PTS, 17 REB, 4 BLK, 0 TO on Feb. 1 at POR)**.
- Finished with season-high 29 PTS on 12-15 (.800) shooting from the field, 7 REB, 2 AST and 1 STL in 23 MIN on March 13 at DAL. It was his first career game with at least 25 PTS on .800+ FG%.
- Recorded his 18th double-double of the season with 23 PTS, including 4-8 (.500) shooting from the 3-point line (ties season-high for 3FGM), a team-high 12 REB and a game-high 4 BLK in 37 MIN on Feb. 27 at DET.
- Finished with a season-high 29 PTS on 13-24 (.542) shooting from the field (season-high 24 FGA), a game-high 13 REB, 7 AST and a game-high 4 BLK in 35 MIN on Jan. 23 vs. SAC. Mobley scored 19 of his PTS in the 1st half on 8-14 (.571) shooting from the field, his most points in an opening half this season. **He became the 3rd player in NBA history to record at least 29 PTS, 13 REB, 7 AST, 4 BLK and zero turnovers (Hakeem Olajuwon and Shaquille O'Neal). He was also the 1st player to do it in under 40 minutes of play.**
- Recorded his 15th double-double of the season with 17 PTS on 7-10 (.700) shooting from the field, a game-high 13 REB, 6 AST, 4 BLK and 1 STL in 34 MIN on Jan. 14 at PHI. It was also the 2nd time in his career with at least 17 PTS, 13 REB, 6 AST and 4 BLK.
- Recorded 24 points on 11-16 (.688) shooting from the field, four rebounds, three assists and two steals in 32 minutes on Jan. 10 vs. MIN.
- Tallied 16 PTS, 10 REB, 5 AST and 5 BLK in 29 MIN on Dec. 31 vs. PHX. It was his 6th career game with at least 5 blocked shots.
- Contributed his 8th double-double of the season with 20 points, 14 rebounds, seven assists, two steals and two blocks in 34 minutes on Nov. 28 at ATL. It was his sixth career game with at least 20 PTS, 10 REB and 7 AST.
- Finished with a season-high 29 points on 11-17 (.647) shooting from the field, including 2-5 (.400) shooting from the three-point line, a team-high eight rebounds, three assists, three steals and one block in 36 minutes on Oct. 31 vs. TOR.
- Recorded his first double-double of the season with 15 PTS on 5-10 (.500) shooting from the field, a game-high 11 REB, 5 AST, 3 BLK and 1 STL in 30 MIN on Oct. 27 at DET.



#77 Norchad Omier

Forward ▪ 6-7 ▪ 248lbs ▪ 08/28/2001 ▪ Baylor/Nicaragua **2nd Year Pro**

PERSONAL: The first person from Nicaragua to attend a Division I school on a basketball scholarship … The son of Halstead Omier and Norma Rojas … Has two older siblings Bezaleel (brother) and Anesha (sister)… Also competed in baseball, soccer, swimming, track and volleyball during his high school tenure.

	GP	GS	PPG	RPG	APG	SPG	BPG	MPG	FG%	3FG%	FT%
2026-27	6	0	3.5	4.5	1.2	0.67	0.33	12.9	.600	.250	1.000
Career	12	0	3.2	2.8	0.8	0.42	0.17	8.4	.640	.200	1.000

	POINTS				REB		AST	BLK	STL		
	10+	20+	30+	40+	10+	20+	10+	3+	3+	DBL-DBL	TPL-DBL
2026-27	1	--	--	--	--	--	--	--	--	--	--
Career	1	--	--	--	--	--	--	--	--	--	--

RECENT GAMES

OPPONENT	W/L	MIN	FG-A	3P-A	FT-A	OR	DR	TR	A	PF	ST	TO	BS	PTS
11/20 vs. IND	W	6:15	1-3	0-0	0-0	0	1	1	0	0	1	0	0	2
11/18 vs. MEM	L	16:21	1-2	0-1	0-0	5	2	7	0	3	1	0	1	2
11/16 vs. CHI	W	12:55	2-4	0-1	0-0	3	3	6	2	2	1	0	1	4
11/14 vs. DAL	W	26:45	5-5	1-1	2-2	2	6	8	2	5	1	1	0	13
11/13 at MIA	L	DNP												

	2026-27 HIGHS	CAREER HIGHS
PTS	**13** vs. DAL 11/14/26	**13** vs. DAL 11/14/26
FGM	**5** vs. DAL 11/14/26	**5** vs. DAL 11/14/26
FGA	**5** vs. DAL 11/14/26	**5** vs. DAL 11/14/26
3FGM	**1** vs. DAL 11/14/26	**1** vs. DAL 11/14/26
3FGA	**1** 4 times	**1** 5 times
FTM	**2** vs. DAL 11/14/26	**3** at SAC 4/5/26
FTA	**2** vs. DAL 11/14/26	**3** at SAC 4/5/26
OREB	**5** vs. MEM 11/18/26	**5** vs. MEM 11/18/26
DREB	**6** vs. DAL 11/14/26	**6** vs. DAL 11/14/26
TREB	**8** vs. DAL 11/14/26	**8** vs. DAL 11/14/26
ASTS	**2** 3 times	**2** 3 times
STLS	**1** 4 times	**1** 5 times
BLKS	**1** 2 times	**1** 2 times
MINS	**27** vs. DAL 11/14/26	**27** vs. DAL 11/14/26

NOTES:

2026-27 NOTES:

- Chipped in a career-high 13 PTS (most by any reserve) on a perfect 5-5 shooting from the field, 8 REB and 1 STL in 27 MIN off the bench vs. DAL. His +/- of +11 was the highest of any player in Saturday night's win.
- Signed a Two-Way contract with the Cavaliers on Nov. 6, 2026.

2025-26 Notes: Appeared in six NBA games for the Los Angeles Clippers. He also appeared in 38 games (36 starts) in the NBA G League for the San Diego Clippers (seven games, five starts) and the Cleveland Charge (31 games, all starts), averaging 18.3 points (.592 FG%), 11.5 rebounds, 2.6 assists, and 1.0 steals in 29.3 minutes per game. In his 31 games with the Cleveland Charge, Omier averaged 18.5 points (.604 FG%), 11.0 rebounds, and 2.6 assists in 28.9 minutes per game.

- He scored in double figures in 36 of his 38 NBA G League games, 20 or more points on 16 occasions and 30 or more points once. He also grabbed at least 10 rebounds on 29 occasions, securing 28 double-doubles.
- Omier's 11.5 rebounds per game ranked fifth best in the G League in rebounds per game amongst players who appeared in at least 20 games. As a member of the Charge, he scored his G League career-high 32 points on 12-17 (.706) shooting from the field, including 13 rebounds (two offensive), three assists, one steal, and one block in 24 minutes.
- Omier earned honors to the NBA G League Performer of the Week, NBA G League All-Rookie 1st Team, and participated in the NBA G League Up Next Game.



#9 Craig Porter Jr.

Guard ▪ 6-2 ▪ 194lbs ▪ 02/26/2000 ▪ Wichita State/USA **4th Year Pro**

PERSONAL: Born Feb. 26, 2000… Son of Craig Porter Sr. and Rachel Higginbotham…has four older brothers…was a sport management major at Wichita State...his favorite NBA player growing up was Rajon Rondo...his favorite movie is Holes or Friday and he is an avid gamer...his favorite TV show is Family Guy and favorite music arist is Future.

	GP	GS	PPG	RPG	APG	SPG	BPG	MPG	FG%	3FG%	FT%
2026-27	13	0	2.1	2.3	1.8	0.46	0.46	11.8	.435	.167	1.000
Career	179	10	4.4	2.4	2.3	0.56	0.41	13.8	.484	.370	.701

	POINTS				REB		AST	BLK	STL		
	10+	20+	30+	40+	10+	20+	10+	3+	3+	DBL-DBL	TPL-DBL
2026-27	--	--	--	--	--	--	--	--	--	--	--
Career	26	2	--	--	1	--	4	3	9	--	--

RECENT GAMES

OPPONENT	W/L	MIN	FG-A	3P-A	FT-A	OR	DR	TR	A	PF	ST	TO	BS	PTS
11/20 vs. IND	W	DNP												
11/18 vs. MEM	L	12:13	0-4	0-1	2-2	2	1	3	1	1	0	0	2	2
11/16 vs. CHI	W	13:38	1-2	0-0	0-0	1	0	1	3	2	2	1	0	2
11/14 vs. DAL	W	28:22	3-6	0-1	3-3	4	5	9	6	0	1	5	1	9
11/13 at MIA	L	9:28	0-0	0-0	0-0	1	1	2	2	2	0	0	1	0

	2026-27 HIGHS	CAREER HIGHS
PTS	**9** 2 times	**21** vs. DEN 11/19/23
FGM	**4** at CHA 11/9/26	**8** at CHI 12/23/23
FGA	**6** 2 times	**19** vs. IND 4/13/25
3FGM	**1** vs. BKN 10/24/26	**4** vs. IND 4/13/25
3FGA	**2** at MIL 10/31/26	**9** vs. IND 4/13/25
FTM	**3** vs. DAL 11/14/26	**7** vs. DEN 11/19/23
FTA	**3** vs. DAL 11/14/26	**7** vs. DEN 11/19/23
OREB	**4** vs. DAL 11/14/26	**5** 2 times
DREB	**5** vs. DAL 11/14/26	**8** at DAL 12/27/23
TREB	**9** vs. DAL 11/14/26	**12** at DAL 12/27/23
ASTS	**6** vs. DAL 11/14/26	**12** 2 times
STLS	**2** vs. CHI 11/16/26	**5** at POR 2/1/26
BLKS	**2** vs. MEM 11/18/26	**4** at MIA 11/12/25
MINS	**28** vs. DAL 11/14/26	**43** vs. IND 4/13/25

NOTES:

2025-26 Notes: Appeared in 64 games (three starts) for Cleveland, averaging 4.5 PPG, 3.4 RPG and 3.2 APG in 17.9 MPG.

- Contributed 5 PTS, a game-high 12 AST, 4 REB, 3 STL and 1 BLK in 32 MIN off the bench on Feb. 27 at DET. His 12 AST tied his career-high and it was the 4th time in his career recording double digit assists in a game. He became just the 5th player in Cavs history with multiple games of 12+ AST off the bench (Terrell Brandon, Brevin Knight, Rajon Rondo, Matthew Dellavedova).
- Porter Jr. dished out 11 AST in the Cavs win on Jan. 16 at PHI.
- Finished with 8 PTS, 9 REB, a team-high 9 AST, a game-high 3 BLK and 2 STL in 28 MIN off the bench in his home state of Indiana against the Pacers on Jan. 6th. He is the 4th player in Cavs team history with those numbers and just the second player off the bench in NBA history (Baron Davis) to record at least 8 PTS, 9 REB, 9 AST, 3 BLK and 2 STL off the bench
- Contributed a season-high 19 PTS on 7-12 (.583) shooting from the field, including 3-3 shooting from the 3-point line, a game-high 9 AST, 4 REB, a career-high 4 BLK and 3 STL in 32 MIN off the bench on Nov. 12 at MIA. He was the FIRST player in Cavs history to finish a game with 19 PTS, 8 AST, 4 BLK and 3 STL and he was the 2nd player in NBA HISTORY to have this statline off the bench (Clifford Robinson - 22 PTS, 8 AST, 4 BLK, 3 STL on 1/20/93).



#24 Tyrese Proctor

Guard • 6-4 • 185lbs • 04/01/2004 • Duke/Australia **2nd Year Pro**

PERSONAL: Son of Roderick and Melissa Proctor ... Born on Apr. 1, 2004… Has one sibling, Kaila Jones … His father, Roderick, played college basketball at Mississippi College in Clinton, Mississippi...one of his special talents is to juggle...his favorite musical artist is Loe Shimmy...his favorite food to make is pavlova.

	GP	GS	PPG	RPG	APG	SPG	BPG	MPG	FG%	3FG%	FT%
2026-27	16	5	9.4	3.2	2.6	0.50	0.06	20.4	.509	.452	.722
Career	66	6	6.4	1.7	1.8	0.50	0.02	13.2	.444	.383	.841

	POINTS				REB		AST	BLK	STL		
	10+	20+	30+	40+	10+	20+	10+	3+	3+	DBL-DBL	TPL-DBL
2026-27	6	2	--	--	1	--	1	--	--	1	1
Career	17	3	--	--	2	--	1	--	1	2	1

RECENT GAMES

OPPONENT	W/L	MIN	FG-A	3P-A	FT-A	OR	DR	TR	A	PF	ST	TO	BS	PTS
11/20 vs. IND	W	23:32	2-6	1-3	0-0	0	1	1	2	3	0	0	0	5
11/18 vs. MEM	L	25:46	3-6	2-4	0-0	1	0	1	1	3	0	0	0	8
11/16 vs. CHI	W	28:54	6-13	2-6	3-5	0	3	3	2	3	2	4	1	17
11/14 vs. DAL	W	34:05	10-19	4-13	0-0	4	7	11	10	2	0	1	0	24
11/13 at MIA	L	27:20	7-9	5-7	3-4	1	3	4	3	4	1	0	0	22

	2026-27 HIGHS	CAREER HIGHS
PTS	**24** vs. DAL 11/14/26	**24** vs. DAL 11/14/26
FGM	**10** vs. DAL 11/14/26	**10** vs. DAL 11/14/26
FGA	**19** vs. DAL 11/14/26	**19** vs. DAL 11/14/26
3FGM	**5** at MIA 11/13/26	**5** 2 times
3FGA	**13** vs. DAL 11/14/26	**13** vs. DAL 11/14/26
FTM	**3** 2 times	**5** at MEM 4/6/26
FTA	**5** vs. CHI 11/16/26	**6** at MEM 4/6/26
OREB	**4** 2 times	**4** 2 times
DREB	**7** vs. DAL 11/14/26	**10** vs. WAS 4/12/26
TREB	**11** vs. DAL 11/14/26	**11** 2 times
ASTS	**10** vs. DAL 11/14/26	**10** vs. DAL 11/14/26
STLS	**2** 2 times	**3** at MEM 4/6/26
BLKS	**1** vs. CHI 11/16/26	**1** vs. CHI 11/16/26
MINS	**34** vs. DAL 11/14/26	**35** vs. WAS 4/12/26

NOTES:

2026-27 NOTES:

- **Recorded his first career triple-double** with a career-high 24 PTS (10-19 FG), career-high tying 11 REB, and a career-high 10 AST in 34 MIN on Nov. 14 vs. DAL. It was also the first time in his career with back-to-back 20+ point games (22 PTS at MIA on 11/13). TRIPLE-DOUBLE NOTES**:** Proctor became the 5th Cavaliers player age 22 or younger to record a triple-double (Brad Daugherty, LeBron James, Kyrie Irving, Darius Garland). MORE **CAVS HISTORY:** It was the first triple-double by a Cavalier since 4/14/24 (Max Strus recorded 14 PTS, 11 AST, 10 REB). It was also the first triple-double with 20+ PTS by a Cavaliers since 4/6/18 (LeBron James - 44 PTS, 11 REB, 11 AST vs. PHI). **AUSSIE HISTORY:** Proctor became the sixth Australian born player to record a triple-double in an NBA game, joining Ben Simmons, Josh Giddey, Kyrie Irving, Dyson Daniels and Lacklan Olbrich. **2025 DRAFT CLASS TRIPLE DUBS:** The sophomore guard became the 4th player in the 2025 NBA Draft class to recored a triple double, joining Derik Queen, Lachlan Olbrich and Jahmal Mashack.
- Tallied a career-high tying 22 PTS on 7-9 (.778) shooting from the field, including 5-7 (.714) shooting from beyond the arc, 4 REB, 3 AST and 1 STL in 27 MIN off the bench on Nov. 13 at MIA. It was his 2nd career game with at least 20 PTS (22 PTS on 4/12/26 vs. WAS).
- Recorded a season-high 15 PTS on 6-12 (.500) shooting from the field (3 3FGM) and 3 REB in 23 MIN off the bench on Nov. 11 at New York.

2025-26 Notes: Saw action in 50 games (one start) during his rookie season, averaging 5.4 PPG in 10.9 MPG.

- Contributed 15 PTS on 5-8 (.625) shooting from the field, 4 AST and 1 STL in 12 MIN off the bench on April 10 at ATL. He scored all 15 of his PTS in the 4th quarter, tying his most PTS scored in a single quarter in his career.
- Chipped in 12 PTS on a perfect 4-4 shooting from the field (2-2 3FG) in 10 minutes of play off the bench on Jan. 24 at ORL.
- Finished with 16 PTS (3 3FGM), a career-high 6 REB, 3 AST and 1 STL in a career-high 27 MIN in **his first career start in the NBA on Dec. 19 vs. CHI.**
- Tallied 11 points, including 2-5 (.400) shooting from the three-point line, three rebounds and three assists in 17 minutes off the bench on Nov. 23 vs. LAC.
- Finished with a career-high 17 PTS, including 5-6 (.833) shooting from the 3-point line and 3 AST in 19 MIN off the bench on Nov. 7 at WAS. **He is the first rookie in Cavs history to make at least 5 3-pointers in a game in fewer than 20 minutes played. He is also the 18th rookie in NBA history to make at least 5 3-pointers in any single quarter.**



#15 Meleek Thomas

Guard ▪ 6-3 ▪ 190lbs ▪ 08/06/2006 ▪ Arkansas/USA — Rookie

PERSONAL: Born August 8, 2006 in Pittsburgh, PA…Son of Iesha Thomas and Shawndale Jones…majored in communications at Arkansas…Has six brothers (Jayden, Raymond, Shawndale, Amaury, Eddie and Alphonzo) and two sisters (Jordin and Aniyah). His brother Shawndale Jones played basketball at NJIT…played three high school seasons at Lincoln Park (Pa.) and played one season at Overtime Elite on scholarship to preserve his NCAA eligibility. Participated in the Chris Paul and Jayson Tatum Elite Camps in 2025.

	GP	GS	PPG	RPG	APG	SPG	BPG	MPG	FG%	3FG%	FT%
2026-27	14	3	12.7	2.7	1.8	1.36	0.21	23.6	.463	.420	.750
Career	14	3	12.7	2.7	1.8	1.36	0.21	23.6	.463	.420	.750

	POINTS				REB		AST	BLK	STL		
	10+	20+	30+	40+	10+	20+	10+	3+	3+	DBL-DBL	TPL-DBL
2026-27	11	1	--	--	--	--	--	--	1	--	--
Career	11	1	--	--	--	--	--	--	1	--	--

RECENT GAMES

OPPONENT	W/L	MIN	FG-A	3P-A	FT-A	OR	DR	TR	A	PF	ST	TO	BS	PTS
11/20 vs. IND	W	20:21	2-8	0-4	0-0	0	1	1	4	2	4	2	0	4
11/18 vs. MEM	L	22:06	5-9	4-6	0-0	1	1	2	2	2	1	1	0	14
11/16 vs. CHI	W	30:03	4-13	1-7	1-2	3	3	6	3	3	2	1	0	10
11/14 vs. DAL	W	33:33	8-17	3-9	1-2	1	3	4	2	3	0	4	0	20
11/13 at MIA	L	17:54	5-8	2-5	0-0	0	0	0	3	5	1	0	0	12

Injury List — Missed 1 game due to Right Foot; Foot Inflammation / Soreness (10/29)

	2026-27 HIGHS	CAREER HIGHS
PTS	**20** vs. DAL 11/14/26	**20** vs. DAL 11/14/26
FGM	**8** vs. DAL 11/14/26	**8** vs. DAL 11/14/26
FGA	**17** vs. DAL 11/14/26	**17** vs. DAL 11/14/26
3FGM	**4** 3 times	**4** 3 times
3FGA	**9** 2 times	**9** 2 times
FTM	**2** 2 times	**2** 2 times
FTA	**2** 4 times	**2** 4 times
OREB	**3** 2 times	**3** 2 times
DREB	**4** vs. OKC 11/2/26	**4** vs. OKC 11/2/26
TREB	**6** vs. CHI 11/16/26	**6** vs. CHI 11/16/26
ASTS	**4** vs. IND 11/20/26	**4** vs. IND 11/20/26
STLS	**4** vs. IND 11/20/26	**4** vs. IND 11/20/26
BLKS	**2** at CHA 11/9/26	**2** at CHA 11/9/26
MINS	**34** vs. DAL 11/14/26	**34** vs. DAL 11/14/26

NOTES:

2026-27 NOTES:

- Recorded a career-high 18 PTS on 7-12 (.583) shooting from the field, including 4-6 (.667) shooting from beyond the arc, 3 AST, 3 REB, 2 STL and 2 BLK in 27 MIN off the bench on Nov. 9 at CHA. He scored 12 of his points in the 4th quarter alone. It was his first career game with at least 2 BLK and 2 STL.
- Finished with 17 PTS, 5 REB and 1 STL in 26 MIN **in his first career NBA start on Nov. 2 vs. OKC.**
- Recorded 16 points on 6-10 (.600) shooting from the field, 4-5 (.800) shooting from beyond the arc, two rebounds (one offensive), and one steal over 19 minutes **in his NBA debut on Oct. 26 vs. MIN**. Thomas led both bench units in scoring. **Amongst Cavaliers making their rookie debut off the bench, Thomas' 16 points ranks 2nd, only behind Brevin Knight, who had 18 off the bench on 10/31/97**. Thomas scored eight of his 16 points in the first quarter, leading all Cavs in scoring after the first frame.

2025-26 Notes: Appeared in 37 games (21 starts) at University of Arkansas, averaging 15.7 points, 3.8 rebounds, 2.5 assists and 1.5 steals in 30.5 minutes. Thomas also shot 82-197 (.416) from the three-point line. The 2024-25 McDonald's All-American led the Razorbacks in free throw percentage (.844), three-point field goal percentage (.416) and steals (51) while also ranking 10th in the SEC in field goals made (203) and steals per game (1.5). Thomas was named SEC Freshman of the Week after scoring a career-high 30 points at Missouri on March 7th and was named a SEC All-Freshman Team selection. As a freshman, Thomas scored 10 or more points on 30 occasions, 20 or more points nine times and one game of 30 points. Thomas shot .487 from beyond the arc in SEC games which was an Arkansas record in SEC games. Thomas along with Freshman teammate Darius Acuff were the highest scoring freshman duo in Division I since 2019-20 with 1,424 combined points. Had one of the best debuts by a Razorback in program history ... Scored 21 points, led the team with three steals, tied for the team lead with seven assists and grabbed six rebounds…His 21 points rank as the third-best scoring output by a rookie Hog in a debut (behind Patrick Beverley's 29 and Darius Acuff's 22).



#35 Nae'Qwan Tomlin

Forward ▪ 6-8 ▪ 210lbs ▪ 12/19/2000 ▪ Memphis/USA **3rd Year Pro**

PERSONAL: Son of Aisha Ishmael…has two siblings, Nyeem and Nalyna…Tomlin did not play organized basketball until college.

	GP	GS	PPG	RPG	APG	SPG	BPG	MPG	FG%	3FG%	FT%
** No Games Played 2026-27 Regular Season **											
Career	69	4	5.9	3.0	0.8	0.59	0.51	15.5	.471	.232	.764

	POINTS				REB		AST	BLK	STL		
	10+	20+	30+	40+	10+	20+	10+	3+	3+	DBL-DBL	TPL-DBL
2026-27	--	--	--	--	--	--	--	--	--	--	--
Career	11	2	--	--	2	--	--	1	--	1	--

RECENT GAMES

OPPONENT	W/L	MIN	FG-A	3P-A	FT-A	OR	DR	TR	A	PF	ST	TO	BS	PTS
11/20 vs. IND	W	Inactive - Injury												
11/18 vs. MEM	L	Inactive - Injury												
11/16 vs. CHI	W	Inactive - Injury												
11/14 vs. DAL	W	Inactive - Coaches Decision												
11/13 at MIA	L	Inactive - Injury												

Injury List — Missed 5 games due to Spine (Cervical/Thoracic/Lumbar); Low Back Stress Reaction (10/22, 10/24, 10/28, 10/29, 10/31); Missed 1 game due to Left Spine (Cervical/Thoracic/Lumbar); Low Back Stress Reaction (10/26); Missed 10 games due to Low Back Stress Reaction (11/2, 11/4, 11/6, 11/7, 11/9, 11/11, 11/13, 11/16, 11/18, 11/20)

I - CD — 1 on the season.

	2026-27 HIGHS	CAREER HIGHS
PTS	--	**26** vs. WAS 4/12/26
FGM	--	**9** vs. WAS 4/12/26
FGA	--	**21** vs. IND 4/13/25
3FGM	--	**4** vs. WAS 4/12/26
3FGA	--	**8** 2 times
FTM	--	**6** vs. IND 4/13/25
FTA	--	**8** vs. IND 4/13/25
OREB	--	**7** at CHA 1/21/26
DREB	--	**6** 2 times
TREB	--	**12** 2 times
ASTS	--	**5** vs. WAS 4/12/26
STLS	--	**2** 11 times
BLKS	--	**4** at IND 12/1/25
MINS	--	**47** vs. IND 4/13/25

NOTES:

2025-26 Notes: Played in 64 games (three starts) for Cleveland, averaging 5.8 PPG and 2.9 RPGin 15.7 MPG.

- Chipped in 12 PTS on 5-8 (.625) shooting from the field and 1 STL in 21 MIN off the bench on Feb. 1 at POR. It was the first time in his career with back to back games scoring 10+ PTS.
- Finished with 14 PTS on 6-9 (.667) shooting from the field, 5 REB and 2 STL in 25 MIN off the bench on Jan. 30 at PHX.
- Contributed 15 PTS, 3 REB, 2 AST and 1 STL in 21 MIN off the bench on Dec. 19 vs. Bulls.
- Tallied a career-high 4 BLK on Dec. 1 at IND.
- Recorded 14 points on 6-8 (.750) shooting from the field, four rebounds and one steal in 32 minutes off the bench on Nov. 24 at TOR.
- Finished with 10 points and two rebounds in 20 minutes. It is the second time this season he has scored in double figures and third time in his career
- Contributed a season-high 18 points on 8-10 (.800) shooting from the field, six rebounds and two steals in 22 minutes on Nov. 13 vs. TOR. It was his second-highest scoring total of his career (24 PTS on April 13, 2025 vs. IND).



#20 Jaylon Tyson

Guard ▪ 6-6 ▪ 224lbs ▪ 12/02/2002 ▪ California/USA **3rd Year Pro**

PERSONAL: Son of John Tyson and Sandra Brown…has two brothers, Jordyn and Berron…his brother, Jordyn is a wide receiver at Arizona State and his brother, Berron played football at South Alabama…he graduated from John Paul II High School in Plano, Texas where he helped lead the school to its first ever TAPPS class 6A state championship during his junior season...played for 2x NBA Champion Mark Madsen at University of California...his favorite food is sweet potato fries.

	GP	GS	PPG	RPG	APG	SPG	BPG	MPG	FG%	3FG%	FT%
2026-27	8	2	9.5	3.1	2.5	0.50	0.38	23.8	.412	.317	.778
Career	121	47	9.2	3.8	1.7	0.59	0.28	20.0	.476	.418	.750

	POINTS				REB		AST	BLK	STL		
	10+	20+	30+	40+	10+	20+	10+	3+	3+	DBL-DBL	TPL-DBL
2026-27	4	--	--	--	--	--	--	--	--	--	--
Career	53	9	2	--	8	--	--	1	8	8	--

RECENT GAMES

OPPONENT	W/L	MIN	FG-A	3P-A	FT-A	OR	DR	TR	A	PF	ST	TO	BS	PTS
11/20 vs. IND	W	Inactive - Injury												
11/18 vs. MEM	L	Inactive - Injury												
11/16 vs. CHI	W	Inactive - Injury												
11/14 vs. DAL	W	33:37	5-13	3-7	5-5	0	4	4	4	4	0	2	0	18
11/13 at MIA	L	29:52	6-11	4-7	0-0	0	3	3	1	3	1	0	0	16

Injury List — Missed 1 game due to Right Ankle; Ankle Sprain (10/31); Missed 5 games due to Right Ankle Sprain (11/2, 11/4, 11/6, 11/7, 11/9); Missed 3 games due to Right Ankle Injury Management (11/16, 11/18, 11/20)

	2026-27 HIGHS	CAREER HIGHS
PTS	**18** vs. DAL 11/14/26	**39** at PHI 1/16/26
FGM	**6** 2 times	**13** at PHI 1/16/26
FGA	**13** vs. DAL 11/14/26	**25** vs. IND 4/13/25
3FGM	**4** at MIA 11/13/26	**7** at PHI 1/16/26
3FGA	**7** 3 times	**12** 3 times
FTM	**5** vs. DAL 11/14/26	**6** 2 times
FTA	**5** vs. DAL 11/14/26	**6** 2 times
OREB	**2** 2 times	**8** at HOU 12/27/25
DREB	**6** at ATL 10/29/26	**10** vs. CHA 12/14/25
TREB	**6** 2 times	**15** at HOU 12/27/25
ASTS	**5** vs. MIN 10/26/26	**7** vs. NOP 11/20/24
STLS	**1** 4 times	**3** 8 times
BLKS	**2** at PHI 10/22/26	**3** vs. TOR 10/31/25
MINS	**34** vs. DAL 11/14/26	**46** vs. IND 4/13/25

NOTES:

2026-27 NOTES:

- Chipped in a season-high 16 PTS on 6-11 (.545) shooting from the field, including 4-7 (.571) shooting from beyond the three-point line, 3 REB and 1 STL in 30 MIN in his first start of the season on Nov. 13 at MIA.

2025-26 Notes: Saw action in 66 games (42 starts) for Cleveland, averaging career-highs in points (13.2 PPG), rebounds (5.1 RPG, assists (2.2 APG) and steals (0.82 SPG) in a career-high 26.9 MPG. He finished the season shooting 133-298 (.446) from the 3-point line, marking the 4th-best 3FG% in the NBA.

- Finished with a **CAREER-HIGH 39 PTS on 13-17 (.765) shooting from the field, including 7-9 (.778) shooting from the 3-point line,** 5 REB and 4 AST in 38 MIN on Jan. 16 at PHI. It was his 2nd career 30-point game and his 7 made 3FG was a career-high. **Tyson was the first Cavs player to score 39+ PTS on 17 or fewer FGA since Kevin Love on Feb. 6, 2017 (39 PTS, 11-17 FG).** He also became the 8th-youngest player in Cavs history to score at least 39 PTS in a game (23y-045d).
- Recorded his 4th double-double of the season (5th of his career) with a team-high 23 PTS on 10-20 (.500) shooting from the field, a career-high 15 REB (8 OREB), 1 STL and 1 BLK in 30 MIN off the bench on Dec. 27 at HOU. His 8 offensive rebounds are tied for the most OREB by a Cavalier this season. His 5 OREB in the 4th quarter were also the most OREB in a quarter by a Cavs player since Jarrett Allen (5 OREB) on 1/9/25 vs. TOR.
- Finished with 21 PTS on 8-10 (.800) shooting from the field, 3 AST, 2 REB, 1 STL and 1 BLK in 33 MIN on Dec. 17 at CHI. It was his 3rd game of the season with at least 20 PTS.
- Contributed his third double-double of the season (fourth in his career) with 16 points, including 2-4 (.500) shooting from the three-point line, **a career-high 13 rebounds** and one steal in 35 minutes off the bench on Dec. 14 vs. CHA.
- Finished with 24 PTS on 11-15 (.733) shooting from the field, 6 REB, 2 AST and 2 BLK in 32 MIN on Dec. 5 vs. San Antonio. **Over his 3 game span from Dec. 1-5, Tyson shot 27-37 (.729) from the field becoming just the 3rd Cavs player ever to shoot .725+ FG% over a 3 game span on 37+ attempts (LeBron James, Mark Price).**
- Finished with his second career double-double with a season-high 27 PTS on 10-13 (.769) shooting from the field, including 4-5 (.800) shooting from the 3-point line, a game-high 11 REB, 4 AST and 1 STL in 31 MIN on Dec. 1 at IND.
- Recorded 14 points on 6-7 (.857) shooting from the field, including 2-3 (.667) shooting from the three-point line, eight rebounds and three assists in 27 minutes on Nov. 21 vs. IND. He made his first 6 shots to start the game in the win.
- Tallied 17 PTS on 6-10 (.600) shooting from the field, including 3-4 (.750) shooting from the 3-point line, 7 REB, 3 AST, 2 STL and 2 BLK in 31 MIN on Nov. 8 vs. CHI
- Finished with 18 points, including 5-11 (.455) shooting from the three-point line, three rebounds and two assists in 25 minutes on Nov. 2 vs. ATL. His five made triples were a career-high for three-pointers made.
- Contributed 18 points on 7-14 (.500) including 4-8 (.500) shooting from the three-point line, four rebounds, four assists and a career-high three blocks in 33 minutes on Oct. 31 vs. TOR.
- Chipped in a team-high 19 PTS on 8-11 (.727) shooting from the field, 5 REB and a career-high tying 3 STL in 27 MIN on Oct. 29 at BOS. It was the fourth multi-steal game of his career and second-highest career scoring total (31 PTS on April 13, 2025 vs. IND).



#88 Ernest Udeh Jr.

Center ▪ 6-11 ▪ 266lbs ▪ 01/08/2004 ▪ Miami (FL)/USA **Rookie**

PERSONAL: Born in Orlando, Florida and son of Chigozie "ChiChi" Udeh. Has two younger siblings, Gabriella and Emmanuel…hobbies include listening to music, drawing, making music beats, working out, gaming and dancing. Can also play the drums.

	GP	GS	PPG	RPG	APG	SPG	BPG	MPG	FG%	3FG%	FT%
** No Games Played 2026-27 Regular Season **											
** No Career Regular Season Games Played **											

	POINTS				REB		AST	BLK	STL		
	10+	20+	30+	40+	10+	20+	10+	3+	3+	DBL-DBL	TPL-DBL
2026-27	--	--	--	--	--	--	--	--	--	--	--
Career	--	--	--	--	--	--	--	--	--	--	--

RECENT GAMES

OPPONENT	W/L	MIN	FG-A	3P-A	FT-A	OR	DR	TR	A	PF	ST	TO	BS	PTS
** No Games **														

	2026-27 HIGHS	CAREER HIGHS
PTS	--	--
FGM	--	--
FGA	--	--
3FGM	--	--
3FGA	--	--
FTM	--	--
FTA	--	--
OREB	--	--
DREB	--	--
TREB	--	--
ASTS	--	--
STLS	--	--
BLKS	--	--
MINS	--	--

NOTES:

2025-26 Notes: Appeared in 33 games (all starts) for Miami (FL), averaging 6.7 points (.727 FG%), 9.2 rebounds, 1.40 blocks and 1.00 steals in 28.0 minutes…He recorded six double-doubles, scored in double figures in nine games and grabbed 10 or more rebounds in 15 games for the Hurricanes. He also recorded eight games with three or more blocked shots and six games with two or more steals. On January 17, 2026 against Clemson, Udeh Jr. grabbed 17 rebounds. He also finished with 13 points on 5-6 (.833) shooting from the field, 15 rebounds, one steal and one block on January 10, 2026 against Georgia Tech. He was a member of the 2026 All-ACC Defensive Team.



#8 Peyton Watson

Forward ▪ 6-8 ▪ 215lbs ▪ 09/11/2002 ▪ UCLA/USA **5th Year Pro**

PERSONAL: Full name: Peyton Tyler Watson…Born in Beverly Hills, Calif…he Is the oldest of Julio and Antoinette's three children…Has one younger brother, Christian, and one youngersister, Jolie Grace … Uncle, Brantley Watson, graduated from UCLA.

	GP	GS	PPG	RPG	APG	SPG	BPG	MPG	FG%	3FG%	FT%
2026-27	13	13	11.0	4.5	2.5	0.77	1.46	27.8	.394	.259	.667
Career	238	77	8.8	3.6	1.4	0.64	1.14	22.2	.472	.350	.695

	POINTS				REB		AST	BLK	STL		
	10+	20+	30+	40+	10+	20+	10+	3+	3+	DBL-DBL	TPL-DBL
2026-27	8	1	--	--	--	--	--	2	1	--	--
Career	92	19	4	--	4	--	--	33	7	2	--

RECENT GAMES

OPPONENT	W/L	MIN	FG-A	3P-A	FT-A	OR	DR	TR	A	PF	ST	TO	BS	PTS
11/20 vs. IND	W	29:16	6-9	3-6	0-0	0	4	4	3	5	2	4	1	15
11/18 vs. MEM	L	Inactive - Injury												
11/16 vs. CHI	W	21:31	5-10	2-5	2-4	0	4	4	0	2	0	3	1	14
11/14 vs. DAL	W	DNP												
11/13 at MIA	L	30:25	2-10	0-5	0-0	1	3	4	2	3	0	2	0	4

Injury List — Missed 2 games due to Right Hamstring Tightness / Soreness (11/2, 11/4); Missed 1 game due to Low Back Contusion (11/18)

	2026-27 HIGHS	CAREER HIGHS
PTS	**22** vs. WAS 10/28/26	**35** at WAS 1/22/26
FGM	**9** vs. WAS 10/28/26	**13** at NOP 11/19/25
FGA	**17** vs. WAS 10/28/26	**22** 2 times
3FGM	**3** vs. IND 11/20/26	**6** 2 times
3FGA	**6** 2 times	**12** at MEM 11/24/25
FTM	**5** vs. MIN 10/26/26	**9** 2 times
FTA	**6** vs. MIN 10/26/26	**11** at DET 2/3/26
OREB	**5** vs. WAS 10/28/26	**5** vs. WAS 10/28/26
DREB	**7** vs. MIN 10/26/26	**9** 3 times
TREB	**9** vs. PHI 11/6/26	**12** at NOP 11/19/25
ASTS	**6** at MIL 10/31/26	**6** 2 times
STLS	**3** vs. MIN 10/26/26	**3** 7 times
BLKS	**4** 2 times	**6** vs. MIN 4/10/24
MINS	**37** vs. MIN 10/26/26	**45** vs. MIN 4/1/25

NOTES:

2026-27 NOTES:

- Recorded a season-high 22 points on 9-17 (.529) shooting from the field, 3-3 from the charity stripe, six rebounds including a game high five offensive rebounds, two assists, and one block in 28 minutes on Oct. 28 vs. WAS. It was his first career 20-point game as a member of the Cavs.
- Finished with a season-high 15 points, eight rebounds, a game-high three steals and a game-high four blocks over 37 minutes on Oct. 26 vs. MIN. Watson posted his 10th career game with at least four blocks. It was also the first game in Watson's career where he recorded at least four blocked shots and three steals.

2025-26 Notes: Appeared in 54 games (40 starts) last season for the Denver Nuggets, averaging career-highs in points (14.6 PPG), rebounds (4.9 RPG), assists (2.1 APG), steals (0.93 SPG) and minutes (29.6 MPG) while also contributing 1.13 blocks per games and shooting .491% from the field, .411% from beyond the arc and .730% from the free throw line…Watson scored in double figures in 39 games, recorded 20 or more points 16 times (Nuggets were 12-4 in those games), and 30 or more points in four games. He also chipped in two double-doubles (32 PTS, 12 REB on Nov. 19, 2025 at NOP and 25 PTS, 11 REB on Jan. 9, 2026 vs. ATL). He also shot 81-197 (.411 3FG%) from beyond the arc, his most made three-pointers in a single season of his career…Watson also swatted at least three blocks in eight games during the season, including a four block performance on Jan. 22, 2026 at Washington…He was named Western Conference Player of the Week for games played from January 5-11th, marking the first time in his career he received that accolade and the 20th Nugget in team history to be named Player of the Week. He finished the week averaging 24.5 points, 8.0 rebounds, 4.0 assists, 1.80 blocks and 1.30 steals in 38.7 minutes while shooting .500% from the field, .700% from beyond the three-point line and leading Denver to a 3-1 record…He recorded a career-high 35 points on 10-16 (.625) shooting from the field, including 8-9 (.889) shooting from beyond the arc, eight rebounds, three assists, four blocks and two steals in 40 minutes on Jan. 22 at Washington…He tallied a double-double with 32 points on 13-19 (.684) shooting from the field (5-9 3FG), 12 rebounds, three assist and one steal in 34 minutes on Nov. 19, 2025 at New Orleans…finished with 31 points on 11-16 (.688) shooting from the field, seven rebounds, five assists, two steals and one block in 39 minutes on Jan. 13, 2026 at New Orleans…Watson also recorded 30 points on 10-15 (.667) shooting from the field, including 6-7 (.857) shooting from the three-point line, six rebounds, two assists, two blocks and one steal in 37 minutes on Jan. 7, 2026 at Boston (The Nuggets were 4-0 during the 2025-26 season when Watson scored at least 30 points).

BY CAVALIERS	AN INDIVIDUAL...	BY OPPONENT
51 PTS, James Harden: (CLE W, 128-119) vs. Indiana, 11/20/26	Scored 30+ points	34 PTS, Kyrie Irving: (CLE W, 127-117) vs. Dallas, 11/14/26
51 PTS, James Harden: (CLE W, 128-119) vs. Indiana, 11/20/26	Scored 40+ points	42 PTS, Shai Gilgeous-Alexander: (CLE L, 116-124) @ Oklahoma City, 11/04/26
51 PTS, James Harden: (CLE W, 128-119) vs. Indiana, 11/20/26	Scored 50+ points	50 PTS, Damian Lillard: (CLE W, 119-113) @ Portland, 01/12/23
19 REB, Evan Mobley: (CLE W, 122-116) vs. Atlanta, 04/08/26	Had 15+ Rebounds	15 REB, Ryan Kalkbrenner: (CLE L, 112-124) @ Charlotte, 11/09/26
20 REB, Tristan Thompson: (CLE L, 118-126 (2OT)) vs. Indiana, 04/13/25	Had 20+ Rebounds	20 REB, Rudy Gobert: (CLE W, 127-125 (OT)) vs. Minnesota, 10/26/26
25 REB, Anderson Varejão: (CLE W, 87-81 (OT)) vs. Orlando, 01/02/14	Had 25+ Rebounds	26 REB, Andre Drummond: (CLE L, 123-132 (2OT)) @ Chicago, 02/28/24
15 AST, Caris LeVert: (CLE L, 123-132 (2OT)) @ Chicago, 02/28/24	Had 15+ assists	17 AST, Davion Mitchell: (CLE L, 121-133) @ Miami, 11/13/26
22 AST, Andre Miller: (CLE L, 91-94) vs. Philadelphia, 12/15/01	Had 20+ assists	22 AST, Trae Young: (CLE L, 124-135) vs. Atlanta, 11/27/24
5 BLK, Keon Ellis: (CLE W, 106-102) @ Brooklyn, 03/01/26	Had 5+ Blocks	5 BLK, Scottie Barnes: (CLE L, 113-126) vs. Toronto, 11/13/25
11 BLK, Larry Nance: (CLE W, 104-96) vs. New York, 01/07/89	Had 10+ Blocks	10 BLK, Calvin Booth: (CLE W, 104-96) @ Oklahoma City, 01/13/04
5 STL, Craig Porter Jr.: (CLE W, 130-111) @ Portland, 02/01/26	Had 5+ Steals	5 STL, P.J. Washington Jr.: (CLE L, 120-130) vs. Dallas, 03/15/26
15 FGM, James Harden: (CLE W, 128-119) vs. Indiana, 11/20/26	Made 10+ Field Goals	10 FGM, Norman Powell: (CLE W, 126-115) vs. Chicago, 11/16/26
15 FGM, James Harden: (CLE W, 128-119) vs. Indiana, 11/20/26	Made 15+ Field Goals	15 FGM, Giannis Antetokounmpo: (CLE L, 121-133) @ Miami, 11/13/26
22 FGM, Donovan Mitchell: (CLE W, 145-134 (OT)) vs. Chicago, 01/02/23	Made 20+ Field Goals	21 FGM, Jamal Murray: (CLE L, 103-120) vs. Denver, 02/19/21
7 3FGM, James Harden: (CLE W, 128-119) vs. Indiana, 11/20/26	Made 7+ 3-Pointers	7 3FGM, Kyrie Irving: (CLE W, 127-117) vs. Dallas, 11/14/26
11 3FGM, James Harden: (CLE W, 128-119) vs. Indiana, 11/20/26	10+ 3-Pointer Attempts	16 3FGM, Kyrie Irving: (CLE W, 127-117) vs. Dallas, 11/14/26
15 FTM, Donovan Mitchell: (CLE L, 113-126) vs. Toronto, 11/13/25	Made 15+ Free Throws	15 FTM, Shai Gilgeous-Alexander: (CLE L, 116-124) @ Oklahoma City, 11/04/26
20 FTM, Donovan Mitchell: (CLE W, 145-134 (OT)) vs. Chicago, 01/02/23	Made 20+ Free Throws	23 FTM, Dwyane Wade: (CLE L, 89-92) @ Miami, 02/01/07
5 FB, Donovan Mitchell: (CLE W, 117-108) vs. Indiana, 04/05/26	Made 5+ Fast Breaks	5 FB, Immanuel Quickley: (CLE L, 113-126) vs. Toronto, 11/13/25
* Never Has Happened *	10+ Fast Break Attempts	* Never Has Happened *
5 TO, Craig Porter Jr.: (CLE W, 127-117) vs. Dallas, 11/14/26	5+ Turnovers	6 TO, Josh Giddey: (CLE W, 126-115) vs. Chicago, 11/16/26
10 FD, Donovan Mitchell: (CLE W, 119-117) @ Denver, 02/09/26	10+ Fouls Drawn	12 FD, Shai Gilgeous-Alexander: (CLE L, 116-124) @ Oklahoma City, 11/04/26
209.1 OR, Dean Wade: (CLE L, 106-112) vs. Boston, 03/04/20	200+ Offensive Rating	218.0 OR, Tony Bradley: (CLE L, 113-126) vs. Utah, 03/02/20
* Never Has Happened *	200+ Defensive Rating	* Never Has Happened *
12 FGM/11 FGM, Jarrett Allen/Evan Mobley: (CLE W, 136-111) @ Milwaukee, 10/31/26	Two Players with 10+ Field Goals Made	15 FGM/13 FGM, Giannis Antetokounmpo/Bam Adebayo: (CLE L, 121-133) @ Miami, 11/13/26
5 3FGM/5 3FGM, Donovan Mitchell/Tyrese Proctor: (CLE L, 121-133) @ Miami, 11/13/26	Two Players with 5+ 3-Pointers Made	6 3FGM/6 3FGM/5 3FGM, Dariq Whitehead/Adama Bal/Lucas Williamson: (CLE W, 142-126) @ Memphis, 04/06/26
24 PTS, 11 REB, 10 AST, Tyrese Proctor: (CLE W, 127-117) vs. Dallas, 11/14/26	Had a triple-double	13 PTS, 10 REB, 12 AST, Dyson Daniels: (CLE L, 102-124) @ Atlanta, 04/10/26
25 PTS, 20 REB, Jarrett Allen: (CLE L, 104-107) vs. Miami, 03/20/24	Had a 20/20 game	28 PTS, 20 REB, Ivica Zubac: (CLE L, 119-132) @ LA Clippers, 03/18/25
3rd period, James Harden: (CLE L, 112-124) @ Charlotte, 11/09/26	Had a four-point play	2nd period, Jalen Brunson: (CLE L, 97-109) vs. New York, 11/07/26
	A TEAM...	
128 PTS, (CLE W, 128-119) vs. Indiana, 11/20/26	Scored 120+ points	124 PTS, (CLE L, 121-124) vs. Memphis, 11/18/26
136 PTS, (CLE W, 136-111) @ Milwaukee, 10/31/26	Scored 130+ points	133 PTS, (CLE L, 121-133) @ Miami, 11/13/26
142 PTS, (CLE W, 142-126) @ Memphis, 04/06/26	Scored 140+ points	140 PTS, (CLE L, 138-140 (OT)) @ Miami, 11/10/25
154 PTS, (CLE W, 154-153 (4OT)) vs. LA Lakers, 01/29/80	Scored 150+ points	153 PTS, (CLE W, 154-153 (4OT)) vs. LA Lakers, 01/29/80
.605 (49-81), (CLE W, 136-131) vs. Orlando, 03/24/26	Shot .600+ from the field	.616 (53-86), (CLE L, 115-135) vs. Toronto, 04/10/21
24 PTS, (CLE W, 119-95) vs. Philadelphia, 11/06/26	Won by 20+ points	22 PTS, (CLE L, 102-124) @ Atlanta, 04/10/26
33 PTS, (CLE W, 138-105) @ Dallas, 03/13/26	Won by 30+ points	32 PTS, (CLE L, 104-136) vs. Oklahoma City, 01/19/26
43 PTS, (CLE W, 110-67) vs. Philadelphia, 01/15/94	Won by 40+ points	41 PTS, (CLE L, 92-133) vs. LA Clippers, 02/09/20
68 PTS, (CLE W, 148-80) vs. Miami, 12/17/91	Won by 50+ points	55 PTS, (CLE L, 57-112) @ LA Lakers, 01/11/11
64 REB, (CLE W, 126-115) vs. Chicago, 11/16/26	Had 60+ rebounds	63 REB, (CLE L, 112-117) vs. Oklahoma City, 11/02/26
41 AST, (CLE W, 136-111) @ Milwaukee, 10/31/26	Had 35+ assists	35 AST, (CLE W, 128-119) vs. Indiana, 11/20/26
41 AST, (CLE W, 136-111) @ Milwaukee, 10/31/26	Had 40+ assists	43 AST, (CLE L, 94-141) @ Philadelphia, 12/07/19

51 FGM, (CLE W, 126-115) vs. Chicago, 11/16/26	**Made 50+ field goals**	50 FGM, (CLE L, 104-136) vs. Oklahoma City, 01/19/26
20 3FGM, (CLE W, 136-111) @ Milwaukee, 10/31/26	**Made 20+ 3-pointers**	23 3FGM, (CLE L, 112-124) @ Charlotte, 11/09/26
43 FTM, (CLE W, 118-117) @ Charlotte, 03/07/25	**Made 35+ free throws**	35 FTM, (CLE W, 136-131) vs. Orlando, 03/24/26
1st OT, (CLE W, 127-125 (OT)) vs. Minnesota, 10/26/26	**Overtime Win**	1st OT, (CLE L, 119-122 (OT)) @ Detroit, 02/27/26
2nd OT, (CLE W, 132-122 (2OT)) vs. Charlotte, 11/18/22	**Double-Overtime Win**	2nd OT, (CLE L, 118-126 (2OT)) vs. Indiana, 04/13/25
* Never Has Happened *	**Triple-Overtime Win**	3rd OT, (CLE L, 139-148 (3OT)) vs. Brooklyn, 02/13/19
4th OT, (CLE W, 154-153 (4OT)) vs. LA Lakers, 01/29/80	**Quadruple-Overtime Win**	4th OT, (CLE L, 129-131 (4OT)) vs. Portland, 10/18/74

THE CAVALIERS (SINGLE-SEASON)...

2/1/2026 — 2/20/2026 (7)	**Won 5 straight**	--
2/5/2025 — 3/14/2025 (16)	**Won 10 straight**	--
3/27/2026 — 5/11/2026 (10)	**Won 5 straight at home**	--
3/27/2026 — 5/11/2026 (10)	**Won 10 straight at home**	--
1/19/2015 — 4/5/2015 (18)	**Won 15 straight at home**	--
3/13/2026 — 3/30/2026 (5)	**Won 5 straight on road**	--
1/29/2025 — 3/14/2025 (11)	**Won 10 straight on road**	--
* Never Has Happened *	**Won 15 straight on road**	--
5/11/2025 — 10/12/2025 (5)	**Lost 5 straight**	--
4/23/2021 — 5/10/2021 (11)	**Lost 10 straight**	--
4/28/2021 — 5/10/2021 (7)	**Lost 5 straight at home**	--
4/10/2026 — 5/7/2026 (6)	**Lost 5 straight on road**	--

CAVALIERS RECORD WHEN...	OVERALL	HOME	ROAD
Outrebounding opponent	6-1	4-1	2-0
Outrebounded by opponent	3-7	3-2	0-5
Tied in Rebounding	0-0	0-0	0-0
Shooting better than opponent	6-2	5-1	1-1
Shooting worse than opponent	3-6	2-2	1-4
Shooting same than opponent	0-0	0-0	0-0
More FTM than opponent	5-2	4-0	1-2
Less FTM than opponent	3-6	3-3	0-3
Same FTM than opponent	1-0	0-0	1-0
More 3FGM than opponent	7-4	5-2	2-2
Less 3FGM than opponent	2-3	2-1	0-2
Same 3FGM than opponent	0-1	0-0	0-1
More assists than opponent	6-1	5-1	1-0
Less assists than opponent	3-7	2-2	1-5
Same assists than opponent	0-0	0-0	0-0
More turnovers than opponent	4-3	4-1	0-2
Less turnovers than opponent	4-3	2-1	2-2
Same turnovers than opponent	1-2	1-1	0-1
Bench outscores opponent bench	4-6	4-1	0-5
Opponent bench outscores CLE	5-1	3-1	2-0
Bench scoring equal	0-1	0-1	0-0
Scoring less than 80 points	0-0	0-0	0-0
Scoring between 80-89 points	0-0	0-0	0-0
Scoring between 90-99 points	0-1	0-1	0-0
Scoring between 100-109	0-1	0-0	0-1
Scoring 110 or more points	9-6	7-2	2-4
Opponent scores less than 80	0-0	0-0	0-0
Opponent scores between 80-89	0-0	0-0	0-0
Opponent scores between 90-99	1-0	1-0	0-0
Opponent scores between 100-109	1-1	0-1	1-0
Opponent scores 110 or more	7-7	6-2	1-5

NUMBER OF TIMES RECORDING	POINTS				REB		AST	BLK	STL		
	10+	20+	30+	40+	10+	20+	10+	3+	3+	DD	TD
Jarrett Allen	10	2	--	--	4	--	--	1	--	3	--
Zack Austin	--	--	--	--	--	--	--	--	--	--	--
Thomas Bryant	4	--	--	--	1	--	--	--	--	1	--
Khalifa Diop	--	--	--	--	--	--	--	--	--	--	--
Tristan Enaruna	--	--	--	--	--	--	--	--	--	--	--
James Harden	14	4	2	1	--	--	1	--	1	--	--
Mario Hezonja	9	1	--	--	3	--	--	--	--	2	--
Sam Merrill	2	--	--	--	--	--	--	--	--	--	--
Riley Minix	--	--	--	--	--	--	--	--	--	--	--
Donovan Mitchell	16	12	4	--	1	--	1	--	1	2	--
Evan Mobley	11	4	--	--	4	--	--	1	--	4	--
Norchad Omier	1	--	--	--	--	--	--	--	--	--	--
Craig Porter Jr.	--	--	--	--	--	--	--	--	--	--	--
Tyrese Proctor	6	2	--	--	1	--	1	--	--	1	1
Meleek Thomas	11	1	--	--	--	--	--	--	1	--	--
Nae'Qwan Tomlin	--	--	--	--	--	--	--	--	--	--	--
Jaylon Tyson	4	--	--	--	--	--	--	--	--	--	--
Ernest Udeh Jr.	--	--	--	--	--	--	--	--	--	--	--
Peyton Watson	8	1	--	--	--	--	--	2	1	--	--

NUMBER OF TIMES LEADING TEAM IN. . . (INCLUDES TIES)	PTS	REB	AST	BLK	STL	MIN
Jarrett Allen	--	8	--	6	1	--
Zack Austin	--	--	--	--	--	--
Thomas Bryant	--	1	--	--	--	--
Khalifa Diop	--	--	--	--	--	--
Tristan Enaruna	--	--	--	--	2	--
James Harden	3	--	11	3	4	8
Mario Hezonja	--	4	--	--	3	--
Sam Merrill	--	--	--	--	5	--
Riley Minix	--	--	--	--	--	--
Donovan Mitchell	10	1	5	1	8	7
Evan Mobley	2	5	2	4	3	--
Norchad Omier	--	--	--	1	1	--
Craig Porter Jr.	--	--	--	3	1	--
Tyrese Proctor	1	1	1	1	2	1
Meleek Thomas	2	--	--	1	6	1
Nae'Qwan Tomlin	--	--	--	--	--	--
Jaylon Tyson	--	--	--	1	--	--
Ernest Udeh Jr.	--	--	--	--	--	--
Peyton Watson	--	--	--	6	3	--

STARTING LINEUPS

LAST USED	GAME	FORWARD	FORWARD	CENTER	GUARD	GUARD	RECORD
11/2	vs. Thunder	Meleek Thomas	Evan Mobley	Jarrett Allen	Donovan Mitchell	James Harden	0-1
11/4	at Thunder	Tyrese Proctor	Evan Mobley	Jarrett Allen	Donovan Mitchell	James Harden	0-1
11/6	vs. 76ers	Sam Merrill	Peyton Watson	Evan Mobley	Donovan Mitchell	James Harden	1-0
11/7	vs. Knicks	Meleek Thomas	Peyton Watson	Evan Mobley	Donovan Mitchell	James Harden	0-1
11/11	at Knicks	Evan Mobley	Peyton Watson	Jarrett Allen	James Harden	Donovan Mitchell	5-3
11/13	at Heat	Jaylon Tyson	Peyton Watson	Jarrett Allen	James Harden	Donovan Mitchell	0-1
11/14	vs. Mavericks	Jaylon Tyson	Mario Hezonja	Thomas Bryant	Meleek Thomas	Tyrese Proctor	1-0
11/18	vs. Grizzlies	Tyrese Proctor	Mario Hezonja	Jarrett Allen	Donovan Mitchell	James Harden	0-1
11/20	vs. Pacers	Tyrese Proctor	Peyton Watson	Jarrett Allen	Donovan Mitchell	James Harden	2-0

GAMES MISSED DUE TO INJURIES/SUSPENSIONS

NAME	INJURY/ILLNESS	DATES OUT	GAMES MISSED
Jarrett Allen	Right Knee Contusion	11/6 through 11/7/26	2
Khalifa Diop	Left Knee; Knee Injury Management	10/22 through 10/26/26	3
	Inactive - G League On Assignment	11/6 through 11/13/26; 11/20	6
Sam Merrill	Right Elbow Injury Management	11/7 through 11/13/26; 11/16	5
	Right Hamstring Injury Management	11/14	1
Evan Mobley	Left Great Toe - Sprain	11/13; 11/16 through 11/20/26	4
Meleek Thomas	Right Foot; Foot Inflammation / Soreness	10/29	1
Nae'Qwan Tomlin	Spine (Cervical/Thoracic/Lumbar); Low Back Stress Reaction	10/22 through 10/24/26; 10/28 through 10/31/26	5
	Left Spine (Cervical/Thoracic/Lumbar); Low Back Stress Reaction	10/26	1
	Low Back Stress Reaction	11/2 through 11/13/26; 11/16 through 11/20/26	10
Jaylon Tyson	Right Ankle; Ankle Sprain	10/31	1
	Right Ankle Sprain	11/2 through 11/9/26	5
	Right Ankle Injury Management	11/16 through 11/20/26	3
Peyton Watson	Right Hamstring Tightness / Soreness	11/2 through 11/4/26	2
	Low Back Contusion	11/18	1
		TOTAL GAMES MISSED	50

	CLEVELAND CAVALIERS		OPPONENTS	
Points	51	James Harden vs. IND 11/20/2026	47	Anthony Edwards vs. MIN 10/26/2026
Points in a Quarter	21	Donovan Mitchell (4th) vs. NYK 11/07/2026	20	Kyrie Irving (3rd) vs. DAL 11/14/2026
Points in a Half	30	Donovan Mitchell (2nd) vs. CHI 11/16/2026	32	Shai Gilgeous-Alexander (2nd) at OKC 11/04/2026
Field Goals	16	Donovan Mitchell vs. CHI 11/16/2026	19	Anthony Edwards vs. MIN 10/26/2026
Field Goal Attempts	27	Donovan Mitchell vs. MEM 11/18/2026	35	Shai Gilgeous-Alexander vs. OKC 11/02/2026
Field Goal Percentage	1.000	Norchad Omier (5-5) vs. DAL 11/14/2026	1.000	Joan Beringer (6-6) vs. MIN 10/26/2026
	1.000	Jarrett Allen (5-5) at CHA 11/09/2026		
3-PT Field Goal	7	James Harden vs. IND 11/20/2026	7	Kyrie Irving vs. DAL 11/14/2026
3-PT FG Attempts	13	Tyrese Proctor vs. DAL 11/14/2026	16	Kyrie Irving vs. DAL 11/14/2026
	13	Donovan Mitchell vs. NYK 11/07/2026		
3-PT FG Percentage	1.000	Thomas Bryant (2-2) vs. IND 11/20/2026	1.000	Liam McNeeley (2-2) at CHA 11/09/2026
	1.000	Mario Hezonja (2-2) vs. DAL 11/14/2026	1.000	Micah Peavy (2-2) vs. OKC 11/02/2026
	1.000	Evan Mobley (2-2) at CHA 11/09/2026		
Free Throws	14	James Harden vs. IND 11/20/2026	15	Shai Gilgeous-Alexander at OKC 11/04/2026
Free Throw Attempts	14	James Harden vs. IND 11/20/2026	19	Shai Gilgeous-Alexander at OKC 11/04/2026
Free Throw Percentage	1.000	James Harden (14-14) vs. IND 11/20/2026	1.000	Cameron Boozer (7-7) vs. MEM 11/18/2026

			1.000	Trae Young (7-7) vs. WAS 10/28/2026
			1.000	Egor Dëmin (7-7) vs. BKN 10/24/2026
Offensive Rebounds	6	Jarrett Allen vs. CHI 11/16/2026	10	Ryan Kalkbrenner at CHA 11/09/2026
Defensive Rebounds	10	Jarrett Allen at NYK 11/11/2026	12	Naz Reid at CHA 11/09/2026
	10	Jarrett Allen vs. WAS 10/28/2026	12	Rudy Gobert vs. MIN 10/26/2026
	10	Donovan Mitchell at PHI 10/22/2026		
Total Rebounds	14	Jarrett Allen vs. CHI 11/16/2026	20	Rudy Gobert vs. MIN 10/26/2026
	14	Jarrett Allen at NYK 11/11/2026		
Assists	11	Donovan Mitchell vs. OKC 11/02/2026	17	Davion Mitchell at MIA 11/13/2026
Steals	4	Meleek Thomas vs. IND 11/20/2026	4	Cameron Boozer vs. MEM 11/18/2026
			4	Isaac Okoro vs. CHI 11/16/2026
			4	Tre Jones vs. CHI 11/16/2026
			4	VJ Edgecombe vs. PHI 11/06/2026
			4	Alex Sarr vs. WAS 10/28/2026
			4	Michael Porter Jr. vs. BKN 10/24/2026
Blocks	4	Peyton Watson at NYK 11/11/2026	3	Ivica Zubac vs. IND 11/20/2026
	4	Peyton Watson vs. MIN 10/26/2026	3	Ryan Kalkbrenner at CHA 11/09/2026
			3	Aday Mara at OKC 11/04/2026
Minutes	40:00	James Harden vs. IND 11/20/2026	42:00	Tyrese Maxey at PHI 10/22/2026
Points in Paint	24	Donovan Mitchell vs. MEM 11/18/2026	22	Giannis Antetokounmpo at MIA 11/13/2026
	24	Jarrett Allen at MIL 10/31/2026		
Second Chance Points	10	James Harden vs. MIN 10/26/2026	7	Matas Buzelis vs. CHI 11/16/2026
			7	Jordan Clarkson vs. NYK 11/07/2026
Fast Break Points	8	Donovan Mitchell vs. CHI 11/16/2026	10	Tyrese Maxey at PHI 10/22/2026
	8	Meleek Thomas at CHA 11/09/2026		
	8	Donovan Mitchell vs. NYK 11/07/2026		
	8	James Harden at PHI 10/22/2026		
Points/1st Qtr.	15	James Harden vs. IND 11/20/2026	15	Naz Reid at CHA 11/09/2026
Points/2nd Qtr.	14	Peyton Watson vs. WAS 10/28/2026	18	Jalen Brunson vs. NYK 11/07/2026
Points/3rd Qtr.	18	James Harden vs. IND 11/20/2026	20	Kyrie Irving vs. DAL 11/14/2026
Points/4th Qtr.	21	Donovan Mitchell vs. NYK 11/07/2026	18	Bam Adebayo at MIA 11/13/2026
Points/1st Half	24	James Harden vs. IND 11/20/2026	20	Grayson Allen at CHA 11/09/2026
			20	Jalen Brunson vs. NYK 11/07/2026
			20	Anthony Edwards vs. MIN 10/26/2026
Points/2nd Half	30	Donovan Mitchell vs. CHI 11/16/2026	32	Shai Gilgeous-Alexander at OKC 11/04/2026

CAVALIERS HIGHS	CAVALIERS LOWS	CATEGORY	OPPONENTS HIGHS	OPPONENTS LOWS
136 at MIL 10/31/2026	97 vs. NYK 11/07/2026	**Points**	133 at MIA 11/13/2026	95 vs. PHI 11/06/2026
37 vs. MEM 11/18/2026	20 at OKC 11/04/2026	**Points/1st Qtr.**	42 vs. WAS 10/28/2026	16 at ATL 10/29/2026
48 at MIL 10/31/2026	16 at ATL 10/29/2026	**Points/2nd Qtr.**	41 vs. MEM 11/18/2026	17 vs. CHI 11/16/2026
72 (2) at MIL 10/31/2026	44 (2) at ATL 10/29/2026	**Points/1st Half**	71 vs. MEM 11/18/2026	45 at PHI 10/22/2026
43 vs. IND 11/20/2026	17 vs. NYK 11/07/2026	**Points/3rd Qtr.**	43 at ATL 10/29/2026	20 vs. PHI 11/06/2026
42 at OKC 11/04/2026	16 at PHI 10/22/2026	**Points/4th Qtr.**	41 (2) at MIA 11/13/2026	17 at CHA 11/09/2026
72 at OKC 11/04/2026	37 at PHI 10/22/2026	**Points/2nd Half**	79 at MIA 11/13/2026	41 vs. PHI 11/06/2026
52 at MIL 10/31/2026	35 vs. NYK 11/07/2026	**Field Goals**	49 vs. MIN 10/26/2026	31 vs. PHI 11/06/2026
102 vs. MIN 10/26/2026	79 vs. BKN 10/24/2026	**Field Goal Attempts**	102 vs. MIN 10/26/2026	78 vs. MEM 11/18/2026
.533 vs. DAL 11/14/2026	.427 vs. NYK 11/07/2026	**Field Goal Percentage**	.538 vs. MEM 11/18/2026	.365 vs. PHI 11/06/2026
20 at MIL 10/31/2026	7 at PHI 10/22/2026	**3-PT Field Goal**	23 at CHA 11/09/2026	7 at PHI 10/22/2026
50 vs. NYK 11/07/2026	29 at PHI 10/22/2026	**3-PT FG Attempts**	51 at MIL 10/31/2026	28 at PHI 10/22/2026
.435 at MIL 10/31/2026	.241 at PHI 10/22/2026	**3-PT FG Percentage**	.500 at CHA 11/09/2026	.250 (3) vs. PHI 11/06/2026
29 vs. BKN 10/24/2026	11 vs. NYK 11/07/2026	**Free Throws**	29 at MIA 11/13/2026	11 at NYK 11/11/2026
38 vs. BKN 10/24/2026	18 (3) vs. DAL 11/14/2026	**Free Throw Attempts**	37 at MIA 11/13/2026	11 at NYK 11/11/2026
.955 vs. WAS 10/28/2026	.579 vs. NYK 11/07/2026	**Free Throw Percentage**	1.000 at NYK 11/11/2026	.609 vs. MIN 10/26/2026
20 vs. MEM 11/18/2026	4 at CHA 11/09/2026	**Offensive Rebounds**	18 vs. BKN 10/24/2026	5 (2) vs. MEM 11/18/2026
42 (2) vs. PHI 11/06/2026	25 vs. MEM 11/18/2026	**Defensive Rebounds**	41 vs. IND 11/20/2026	22 vs. WAS 10/28/2026
56 (2) vs. PHI 11/06/2026	32 at CHA 11/09/2026	**Total Rebounds**	54 (2) vs. OKC 11/02/2026	27 vs. WAS 10/28/2026
41 at MIL 10/31/2026	18 at PHI 10/22/2026	**Assists**	37 at MIA 11/13/2026	18 vs. OKC 11/02/2026
14 vs. CHI 11/16/2026	2 vs. DAL 11/14/2026	**Steals**	14 vs. CHI 11/16/2026	1 at MIA 11/13/2026
28 (2) at MIA 11/13/2026	15 (2) at CHA 11/09/2026	**Team Fouls**	24 vs. BKN 10/24/2026	11 at MIL 10/31/2026
29 (2) at MIA 11/13/2026	16 (2) at CHA 11/09/2026	**Personal Fouls**	30 vs. BKN 10/24/2026	13 at MIL 10/31/2026
23 vs. BKN 10/24/2026	8 vs. OKC 11/02/2026	**Turnovers**	19 vs. BKN 10/24/2026	8 (2) vs. DAL 11/14/2026
10 vs. BKN 10/24/2026	1 vs. DAL 11/14/2026	**Blocks**	10 vs. IND 11/20/2026	1 vs. BKN 10/24/2026
68 vs. CHI 11/16/2026	30 vs. OKC 11/02/2026	**Points in Paint**	66 vs. WAS 10/28/2026	30 (2) vs. PHI 11/06/2026
24 vs. OKC 11/02/2026	4 at MIA 11/13/2026	**Second Chance Points**	26 vs. NYK 11/07/2026	4 vs. IND 11/20/2026
23 at PHI 10/22/2026	4 at ATL 10/29/2026	**Fast Break Points**	24 at PHI 10/22/2026	10 (2) at NYK 11/11/2026
36 at MIL 10/31/2026	0 at OKC 11/04/2026	**Biggest Lead**	33 at CHA 11/09/2026	2 (2) at NYK 11/11/2026
56 at CHA 11/09/2026	18 at PHI 10/22/2026	**Bench Points**	55 at MIL 10/31/2026	9 at PHI 10/22/2026
24 vs. PHI 11/06/2026	7 at ATL 10/29/2026	**Points Off Turnovers**	26 vs. CHI 11/16/2026	9 (3) vs. IND 11/20/2026

TEAM RECORD

	RECORD	HOME	ROAD	OT
OVERALL	9-8	7-3	2-5	1-0
ATLANTIC	3-2	2-1	1-1	--
CENTRAL	3-0	2-0	1-0	--
SOUTHEAST	1-3	1-0	0-3	--
EASTERN	7-5	5-1	2-4	--
SOUTHWEST	1-1	1-1	--	--
NORTHWEST	1-2	1-1	0-1	1-0
PACIFIC	--	--	--	--
WESTERN	2-3	2-2	0-1	1-0

TEAM WINNING & LOSING STREAKS

LONG:	OVERALL	HOME	ROAD
Win	10/24/2026 — 10/28/2026 **(3)**	10/24/2026 — 10/28/2026 **(3)**	11/11/2026 — 11/11/2026 **(1)**
Loss	11/7/2026 — 11/9/2026 **(2)**	11/18/2026 — 11/18/2026 **(1)**	11/4/2026 — 11/9/2026 **(2)**

*showing most recent streaks

AFTER 17 GAMES: W9, L8

MARGIN	1	2	3	4	5	6	7	8	9	10	11	12	13	14	15	16	17	18	19	20	21	22	23	24	25
Won By:		1		1				1	1	2	1													1	1
Lost By:			2		1			2				3													

MARGIN	26	27	28	29	30	31	32	33	34	35	36	37	38	39	40	41	42	43	44	45	46	47	48	49	50+
Won By:																									
Lost By:																									

AT START OF:	OVERALL	HOME	ROAD
2nd-Ahead:	3-5	2-3	1-2
-Behind:	4-3	3-0	1-3
-Tied:	2-0	2-0	0-0
3rd-Ahead:	7-3	5-1	2-2
-Behind:	2-5	2-2	0-3
-Tied:	0-0	0-0	0-0
4th-Ahead:	7-1	5-0	2-1
-Behind:	0-7	0-3	0-4
-Tied:	2-0	2-0	0-0

FG%:	OVERALL	HOME	ROAD
-44%	0-3	0-1	0-2
45-49%	5-4	4-2	1-2
50-54%	4-1	3-0	1-1
55-59%	0-0	0-0	0-0
+60%	0-0	0-0	0-0

TEAM TREND	HOME	AWAY	TTL	LAST GAME
<4 Cavaliers w/ 10+ pts	0-1	0-0	0-1	vs. NYK 11/7/26
4+ Cavaliers w/ 10+ pts	7-2	2-5	9-7	vs. IND 11/20/26
5+ Cavaliers w/ 10+ pts	6-2	2-5	8-7	vs. MEM 11/18/26
6+ Cavaliers w/ 10+ pts	4-1	2-3	6-4	vs. DAL 11/14/26
7+ Cavaliers w/ 10+ pts	2-1	0-1	2-2	@ CHA 11/9/26
8+ Cavaliers w/ 10+ pts	0-0	0-0	0-0	
Cavaliers no 20+ pt scorer	0-1	0-1	0-2	@ CHA 11/9/26
Opp no 20+ pt scorer	1-0	1-0	2-0	@ MIL 10/31/26
2+ Cavaliers w/20+ pt scorer	5-0	2-2	7-2	vs. IND 11/20/26
2+ Opp w/20+ pt scorer	3-3	1-5	4-8	vs. IND 11/20/26
3+ Cavaliers w/20+ pt scorer	2-0	0-1	2-1	vs. DAL 11/14/26
3+ Opp w/20+ pt scorer	1-0	0-3	1-3	@ MIA 11/13/26
Cavaliers w/30+ pt scorer	2-2	1-1	3-3	vs. IND 11/20/26
Opp w/30+ pt scorer	2-2	0-3	2-5	vs. DAL 11/14/26
All 5 Starters w/10+ pts	3-1	0-0	3-1	vs. DAL 11/14/26
Opp 5 Starters w/10+ pts	1-0	0-1	1-1	vs. DAL 11/14/26
2+ reserves w/10+ pts	2-1	2-4	4-5	@ MIA 11/13/26
Opp 2+ reserves w/10+ pts	2-0	2-1	4-1	@ NYK 11/11/26
3+ reserves w/10+ pts	1-0	0-1	1-1	@ CHA 11/9/26
Opp 3+ reserves w/10+ pts	0-0	1-0	1-0	@ MIL 10/31/26
Cavaliers <20 pts. in 1st qtr	0-0	0-0	0-0	
Opp <20 pts. in 1st qtr	0-0	0-2	0-2	@ ATL 10/29/26
Cavaliers w/30+ pts in 1st qtr	4-2	1-1	5-3	vs. MEM 11/18/26
Opp w/30+ pts in 1st qtr	5-1	0-1	5-2	vs. MEM 11/18/26
Cavaliers under 50 pts 1st half	0-1	0-2	0-3	@ OKC 11/4/26
Opp under 50 pts 1st half	1-0	1-2	2-2	vs. CHI 11/16/26
Cavaliers 50+ pts 1st half	7-2	2-3	9-5	vs. IND 11/20/26
Opp 50+ pts 1st half	6-3	1-3	7-6	vs. IND 11/20/26
Cavaliers 60+ pts in 1st half	4-1	1-1	5-2	vs. IND 11/20/26
Opp 60+ pts in 1st half	3-2	0-2	3-4	vs. IND 11/20/26
Cavaliers lead by 10+ pts	6-1	2-2	8-3	vs. IND 11/20/26
Opp leads by 10+ pts	3-2	0-4	3-6	vs. IND 11/20/26
Games decided by 10+ points	4-1	1-2	5-3	vs. CHI 11/16/26
Games decided by 4-9 points	2-1	1-2	3-3	vs. IND 11/20/26
Games decided by 3 or less points	1-1	0-1	1-2	vs. MEM 11/18/26
Both teams score 100+ pts	6-2	2-5	8-7	vs. IND 11/20/26
Both teams under 100 pts	0-0	0-0	0-0	
Cavaliers score under 100 pts	0-1	0-0	0-1	vs. NYK 11/7/26
Opp scores under 100 pts	1-0	0-0	1-0	vs. PHI 11/6/26
Cavaliers score 100+ pts	7-2	2-5	9-7	vs. IND 11/20/26
Opp scores 100+ pts	6-3	2-5	8-8	vs. IND 11/20/26
Cavaliers score 110+ pts	7-2	2-4	9-6	vs. IND 11/20/26
Opp scores 110+ pts	6-2	1-5	7-7	vs. IND 11/20/26
Cavaliers score 120+ pts	6-1	1-1	7-2	vs. IND 11/20/26
Opp scores 120+ pts	2-1	0-3	2-4	vs. MEM 11/18/26
Cavaliers tied or lead after the 3rd qtr	7-0	2-1	9-1	vs. IND 11/20/26
Cavaliers tied or lead at halftime	5-1	2-2	7-3	vs. IND 11/20/26
Cavaliers tied or lead after 1st qtr	4-3	1-2	5-5	vs. IND 11/20/26
Cavaliers trailing after the 3rd qtr	0-3	0-4	0-7	vs. MEM 11/18/26
Cavaliers trailing at halftime	2-2	0-3	2-5	@ CHA 11/9/26
Cavaliers trailing after 1st qtr	3-0	1-3	4-3	vs. CHI 11/16/26
1st game Back-to-Back	2-0	0-1	2-1	@ MIA 11/13/26
2nd game Back-to-Back	1-1	0-1	1-2	vs. DAL 11/14/26
1st game after a win	3-3	0-2	3-5	vs. MEM 11/18/26
1st game after a loss	4-0	2-2	6-2	vs. IND 11/20/26
On Monday	2-1	0-1	2-2	vs. CHI 11/16/26
On Tuesday	0-0	0-0	0-0	
On Wednesday	1-1	1-1	2-2	vs. MEM 11/18/26
On Thursday	0-0	0-2	0-2	@ ATL 10/29/26
On Friday	2-0	0-1	2-1	vs. IND 11/20/26
On Saturday	2-1	1-0	3-1	vs. DAL 11/14/26
On Sunday	0-0	0-0	0-0	

TEAM TREND	HOME	AWAY	TTL	LAST GAME
October	3-0	1-2	4-2	@ MIL 10/31/26
November	4-3	1-3	5-6	vs. IND 11/20/26
Cavaliers shoot 50.0% or better	3-0	1-1	4-1	vs. CHI 11/16/26
Opp shoots 50.0% or better	1-1	0-1	1-2	vs. MEM 11/18/26
Cavaliers shoot 45.0% or better	7-1	2-2	9-3	vs. IND 11/20/26
Cavaliers shoot 44.0% or below	0-1	0-2	0-3	vs. NYK 11/7/26
Cavaliers shoot 40.0% or below	0-0	0-0	0-0	
Opp shoots 45.0% or better	4-1	1-4	5-5	vs. IND 11/20/26
Opp shoots 40.0% or below	2-0	0-0	2-0	vs. PHI 11/6/26
Cavaliers w/10+ 3-pointers made	7-3	2-4	9-7	vs. IND 11/20/26
Opp w/10+ 3-pointers made	6-3	2-4	8-7	vs. IND 11/20/26
Cavaliers w/15+ 3-pointers made	4-3	2-2	6-5	vs. IND 11/20/26
Opp w/15+ 3-pointers made	1-1	1-3	2-4	vs. MEM 11/18/26
Cavaliers 3FG% 40.0% or better	3-0	1-1	4-1	vs. IND 11/20/26
Opp 3FG% 40.0% or better	2-1	0-2	2-3	vs. IND 11/20/26
Cavaliers FT% 80.0 or better	3-1	1-1	4-2	vs. IND 11/20/26
Opp FT% 80.0 or better	3-3	1-1	4-4	vs. MEM 11/18/26
Cavaliers FT% below 70.0	1-2	1-0	2-2	vs. CHI 11/16/26
Opp FT% below 70.0	1-0	1-0	2-0	@ MIL 10/31/26
Cavaliers FTM >= Opp FTA	2-0	1-1	3-1	@ NYK 11/11/26
Opp FTM >= Cavaliers FTA	2-1	0-2	2-3	vs. MEM 11/18/26
Cavaliers FG% >= Opp FG%	4-1	1-1	5-2	vs. CHI 11/16/26
Opp FG% >= Cavaliers FG%	2-1	1-2	3-3	vs. MEM 11/18/26
Cavaliers w/30+ FTA	2-0	0-0	2-0	vs. PHI 11/6/26
Opp w/30+ FTA	1-0	0-3	1-3	vs. DAL 11/14/26
Cavaliers w/20+ asts	7-3	2-3	9-6	vs. IND 11/20/26
Opp w/20+ asts	7-2	2-5	9-7	vs. IND 11/20/26
Cavaliers w/25+ asts	7-2	1-3	8-5	vs. IND 11/20/26
Opp w/25+ asts	4-2	2-4	6-6	vs. IND 11/20/26
Cavaliers w/30+ asts	4-1	1-0	5-1	vs. CHI 11/16/26
Opp w/30+ asts	3-1	2-2	5-3	vs. IND 11/20/26
Cavaliers asts >= Opp asts	5-1	1-0	6-1	vs. CHI 11/16/26
Opp asts >= Cavaliers asts	2-2	1-5	3-7	vs. IND 11/20/26
Cavaliers w/12 or fewer TOs	2-3	2-3	4-6	vs. IND 11/20/26
Opp w/12 or fewer TOs	2-3	1-3	3-6	vs. MEM 11/18/26
Cavaliers w/20+ TOs	2-0	0-1	2-1	vs. CHI 11/16/26
Opp w/20+ TOs	0-0	0-0	0-0	
Cavaliers TO >= Opp TO	4-1	0-3	4-4	vs. CHI 11/16/26
Opp TO >= Cavaliers TO	3-1	2-2	5-3	vs. IND 11/20/26
Cavaliers w/50+ REB	4-0	1-0	5-0	vs. CHI 11/16/26
Opp w/50+ REB	2-1	0-1	2-2	vs. IND 11/20/26
Cavaliers REB >= Opp REB	4-1	2-1	6-2	vs. MEM 11/18/26
Opp REB >= Cavaliers REB	3-2	0-4	3-6	vs. IND 11/20/26
Cavaliers w/10+ more REB than Opp	4-1	1-0	5-1	vs. MEM 11/18/26
Opp w/10+ more REB than CLE	0-0	0-2	0-2	@ MIA 11/13/26
Cavaliers w/10+ stls	3-0	0-1	3-1	vs. CHI 11/16/26
Opp w/10+ stls	2-0	0-1	2-1	vs. CHI 11/16/26
2+ Cavaliers w/double-double	1-0	0-0	1-0	vs. DAL 11/14/26
2+ Opp w/double-double	0-0	0-1	0-1	@ MIA 11/13/26
3+ Cavaliers w/double-double	0-0	0-0	0-0	
3+ Opp w/double-double	0-0	0-0	0-0	
Cavaliers PITP >= Opp PITP	4-1	1-1	5-2	vs. MEM 11/18/26
Opp PITP >= Cavaliers PITP	3-2	1-4	4-6	vs. IND 11/20/26
Cavaliers 2CP >= Opp 2CP	5-2	0-0	5-2	vs. IND 11/20/26
Opp 2CP >= Cavaliers 2CP	2-1	2-5	4-6	vs. DAL 11/14/26
Cavaliers FB Pts >= Opp FB Pts	3-1	1-1	4-2	vs. CHI 11/16/26
Opp FB Pts >= Cavaliers FB Pts	4-2	1-4	5-6	vs. IND 11/20/26
+3 Blocks	5-3	2-5	7-8	vs. IND 11/20/26
+5 Blocks	2-2	1-4	3-6	vs. MEM 11/18/26

PLAYER TREND	HOME	AWAY	TTL	LAST GAME
Sam Merrill w/15+ pts	0-0	0-1	0-1	@ ATL 10/29/26
Evan Mobley w/25+ pts	0-0	1-0	1-0	@ MIL 10/31/26
Evan Mobley w/20+ pts	3-0	1-0	4-0	vs. PHI 11/6/26
Evan Mobley w/15+ pts	4-1	1-2	5-3	vs. PHI 11/6/26
Evan Mobley w/10+ pts	4-2	2-3	6-5	@ NYK 11/11/26
Evan Mobley w/5+ DREB	3-2	0-2	3-4	vs. NYK 11/7/26
Evan Mobley w/10+ REB	3-0	0-1	3-1	@ OKC 11/4/26
Evan Mobley w/5+ REB	4-2	2-2	6-4	@ NYK 11/11/26
Evan Mobley w/5+ asts	0-1	0-1	0-2	vs. NYK 11/7/26
Evan Mobley w/3+ 3FGM	3-0	1-0	4-0	vs. PHI 11/6/26
Evan Mobley w/double-double	3-0	0-1	3-1	@ OKC 11/4/26
Donovan Mitchell w/30+ pts	1-2	0-1	1-3	vs. MEM 11/18/26
Donovan Mitchell w/20+ pts	5-2	1-4	6-6	vs. IND 11/20/26
Donovan Mitchell w/10+ REB	0-0	0-1	0-1	@ PHI 10/22/26
Donovan Mitchell w/10+ asts	0-1	0-0	0-1	vs. OKC 11/2/26
Donovan Mitchell w/3+ stls	1-0	0-0	1-0	vs. CHI 11/16/26
Donovan Mitchell w/double-double	0-1	0-1	0-2	vs. OKC 11/2/26
Jarrett Allen w/25+ pts	0-0	1-0	1-0	@ MIL 10/31/26
Jarrett Allen w/20+ pts	1-0	1-0	2-0	@ MIL 10/31/26
Jarrett Allen w/15+ pts	1-1	1-0	2-1	vs. MEM 11/18/26
Jarrett Allen w/10+ pts	3-2	2-3	5-5	vs. MEM 11/18/26
Jarrett Allen w/5+ OREB	1-1	0-0	1-1	vs. MEM 11/18/26
Jarrett Allen w/5+ DREB	5-0	2-3	7-3	vs. IND 11/20/26
Jarrett Allen w/10+ REB	2-0	2-0	4-0	vs. CHI 11/16/26
Jarrett Allen w/5+ REB	5-2	2-4	7-6	vs. IND 11/20/26
Jarrett Allen w/double-double	1-0	2-0	3-0	vs. CHI 11/16/26
James Harden w/50+ pts	1-0	0-0	1-0	vs. IND 11/20/26
James Harden w/45+ pts	1-0	0-0	1-0	vs. IND 11/20/26
James Harden w/40+ pts	1-0	0-0	1-0	vs. IND 11/20/26
James Harden w/35+ pts	1-0	0-0	1-0	vs. IND 11/20/26
James Harden w/30+ pts	1-0	1-0	2-0	vs. IND 11/20/26
James Harden w/25+ pts	1-0	1-0	2-0	vs. IND 11/20/26
James Harden w/20+ pts	1-0	1-2	2-2	vs. IND 11/20/26
James Harden w/15+ pts	4-0	1-4	5-4	vs. IND 11/20/26
James Harden w/10+ pts	5-2	2-5	7-7	vs. IND 11/20/26
James Harden w/10+ FTA	2-0	1-0	3-0	vs. IND 11/20/26
James Harden w/5+ DREB	3-1	1-3	4-4	vs. IND 11/20/26
James Harden w/5+ REB	4-1	1-3	5-4	vs. IND 11/20/26
James Harden w/10+ asts	1-0	0-0	1-0	vs. CHI 11/16/26
James Harden w/5+ asts	5-3	1-4	6-7	vs. IND 11/20/26
James Harden w/3+ 3FGM	3-2	2-3	5-5	vs. IND 11/20/26
James Harden w/10+ 3FGA	2-0	0-0	2-0	vs. IND 11/20/26
James Harden w/3+ stls	0-0	0-1	0-1	@ MIA 11/13/26

DATE	OPPONENT	H-R	W-L	SCORE CLE-OPP	HOME RECORD	ROAD RECORD	TOTAL RECORD	CAVALIERS HI SCORER	PT	CAVALIERS HI REBR	RB	CAVALIERS HI ASSISTS	AST	OPPONENT HI SCORER	PT	ATTEND
10/22/2026	at 76ers	R	L	106-114	0-0	0-1	0-1	D. Mitchell	32	D. Mitchell	10	J. Harden	5	T. Maxey	32	21,423
10/24/2026	Nets	H	W	125-121	1-0	0-1	1-1	D. Mitchell	22	E. Mobley	10	J. Harden	7	M. Porter Jr.	28	19,432
10/26/2026	Timberwolves	H	W	127-125	2-0	0-1	2-1	D. Mitchell	26	E. Mobley	10	J. Harden	9	A. Edwards	47	19,432
10/28/2026	Wizards	H	W	121-111	3-0	0-1	3-1	E. Mobley	24	E. Mobley/J. Allen	12	D. Mitchell	7	A. Dybantsa	19	19,432
10/29/2026	at Hawks	R	L	111-114	3-0	0-2	3-2	J. Harden	24	J. Allen	8	E. Mobley	7	O. Okongwu	29	15,025
10/31/2026	at Bucks	R	W	136-111	3-0	1-2	4-2	E. Mobley	27	J. Allen/M. Hezonja	11	J. Harden	7	K. Ware	19	12,572
11/02/2026	Thunder	H	L	112-117	3-1	1-2	4-3	D. Mitchell/M. Thomas	17	M. Hezonja	8	D. Mitchell	11	S. Gilgeous-Alexander	43	19,432
11/04/2026	at Thunder	R	L	116-124	3-1	1-3	4-4	D. Mitchell	27	E. Mobley	10	J. Harden/D. Mitchell	6	S. Gilgeous-Alexander	42	18,203
11/06/2026	76ers	H	W	119-95	4-1	1-3	5-4	D. Mitchell	23	M. Hezonja	10	D. Mitchell	8	J. Brown	20	19,432
11/07/2026	Knicks	H	L	97-109	4-2	1-3	5-5	D. Mitchell	37	E. Mobley	9	E. Mobley/J. Harden	5	J. Brunson	31	19,432
11/09/2026	at Hornets	R	L	112-124	4-2	1-4	5-6	M. Thomas	18	J. Allen	7	J. Harden	5	G. Allen	27	17,471
11/11/2026	at Knicks	R	W	115-107	4-2	2-4	6-6	J. Harden	32	J. Allen	14	D. Mitchell	6	J. Brunson	27	19,812
11/13/2026	at Heat	R	L	121-133	4-2	2-5	6-7	D. Mitchell	25	J. Allen	8	J. Harden	8	B. Adebayo/G. Antetokounmpo	37	19,646
11/14/2026	Mavericks	H	W	127-117	5-2	2-5	7-7	T. Proctor	24	T. Proctor/T. Bryant	11	T. Proctor	10	K. Irving	34	19,432
11/16/2026	Bulls	H	W	126-115	6-2	2-5	8-7	D. Mitchell	39	J. Allen	14	J. Harden	10	N. Powell	27	19,432
11/18/2026	Grizzlies	H	L	121-124	6-3	2-5	8-8	D. Mitchell	34	J. Allen	9	J. Harden	9	C. Spencer	26	19,432
11/20/2026	Pacers	H	W	128-119	7-3	2-5	9-8	J. Harden	51	M. Hezonja	10	J. Harden	6	I. Zubac/P. Siakam	21	19,432
11/23/2026	at Bulls	--	--	--	--	--	--	--	--	--	--	--	--	--	--	--
11/25/2026	at Knicks	--	--	--	--	--	--	--	--	--	--	--	--	--	--	--
11/29/2026	Heat	--	--	--	--	--	--	--	--	--	--	--	--	--	--	--
12/01/2026	Pacers	--	--	--	--	--	--	--	--	--	--	--	--	--	--	--
12/03/2026	at Bulls	--	--	--	--	--	--	--	--	--	--	--	--	--	--	--
12/12/2026	Warriors	--	--	--	--	--	--	--	--	--	--	--	--	--	--	--
12/15/2026	Spurs	--	--	--	--	--	--	--	--	--	--	--	--	--	--	--
12/16/2026	at Magic	--	--	--	--	--	--	--	--	--	--	--	--	--	--	--
12/18/2026	at Pistons	--	--	--	--	--	--	--	--	--	--	--	--	--	--	--
12/20/2026	Jazz	--	--	--	--	--	--	--	--	--	--	--	--	--	--	--
12/21/2026	Knicks	--	--	--	--	--	--	--	--	--	--	--	--	--	--	--
12/23/2026	at Wizards	--	--	--	--	--	--	--	--	--	--	--	--	--	--	--
12/27/2026	Wizards	--	--	--	--	--	--	--	--	--	--	--	--	--	--	--
12/28/2026	at Celtics	--	--	--	--	--	--	--	--	--	--	--	--	--	--	--
12/31/2026	Clippers	--	--	--	--	--	--	--	--	--	--	--	--	--	--	--
01/02/2027	at Hornets	--	--	--	--	--	--	--	--	--	--	--	--	--	--	--
01/03/2027	at Rockets	--	--	--	--	--	--	--	--	--	--	--	--	--	--	--
01/05/2027	Raptors	--	--	--	--	--	--	--	--	--	--	--	--	--	--	--
01/07/2027	at Magic	--	--	--	--	--	--	--	--	--	--	--	--	--	--	--
01/09/2027	Nuggets	--	--	--	--	--	--	--	--	--	--	--	--	--	--	--
01/11/2027	at Timberwolves	--	--	--	--	--	--	--	--	--	--	--	--	--	--	--
01/13/2027	at Hawks	--	--	--	--	--	--	--	--	--	--	--	--	--	--	--
01/15/2027	at Bucks	--	--	--	--	--	--	--	--	--	--	--	--	--	--	--
01/16/2027	at Grizzlies	--	--	--	--	--	--	--	--	--	--	--	--	--	--	--
01/18/2027	Pistons	--	--	--	--	--	--	--	--	--	--	--	--	--	--	--
01/21/2027	at Nets	--	--	--	--	--	--	--	--	--	--	--	--	--	--	--
01/23/2027	at Mavericks	--	--	--	--	--	--	--	--	--	--	--	--	--	--	--
01/25/2027	at Pelicans	--	--	--	--	--	--	--	--	--	--	--	--	--	--	--
01/27/2027	Pistons	--	--	--	--	--	--	--	--	--	--	--	--	--	--	--
01/29/2027	at Raptors	--	--	--	--	--	--	--	--	--	--	--	--	--	--	--
01/30/2027	Pelicans	--	--	--	--	--	--	--	--	--	--	--	--	--	--	--
02/01/2027	at Jazz	--	--	--	--	--	--	--	--	--	--	--	--	--	--	--
02/03/2027	at Suns	--	--	--	--	--	--	--	--	--	--	--	--	--	--	--
02/04/2027	at Trail Blazers	--	--	--	--	--	--	--	--	--	--	--	--	--	--	--
02/06/2027	Magic	--	--	--	--	--	--	--	--	--	--	--	--	--	--	--
02/09/2027	Raptors	--	--	--	--	--	--	--	--	--	--	--	--	--	--	--
02/10/2027	at Pacers	--	--	--	--	--	--	--	--	--	--	--	--	--	--	--
02/12/2027	at Raptors	--	--	--	--	--	--	--	--	--	--	--	--	--	--	--
02/14/2027	Suns	--	--	--	--	--	--	--	--	--	--	--	--	--	--	--
02/16/2027	Bucks	--	--	--	--	--	--	--	--	--	--	--	--	--	--	--
02/17/2027	Bucks	--	--	--	--	--	--	--	--	--	--	--	--	--	--	--
02/25/2027	Kings	--	--	--	--	--	--	--	--	--	--	--	--	--	--	--
02/26/2027	at Celtics	--	--	--	--	--	--	--	--	--	--	--	--	--	--	--
03/01/2027	76ers	--	--	--	--	--	--	--	--	--	--	--	--	--	--	--
03/04/2027	Trail Blazers	--	--	--	--	--	--	--	--	--	--	--	--	--	--	--
03/06/2027	Hawks	--	--	--	--	--	--	--	--	--	--	--	--	--	--	--
03/09/2027	at Pistons	--	--	--	--	--	--	--	--	--	--	--	--	--	--	--
03/11/2027	at Clippers	--	--	--	--	--	--	--	--	--	--	--	--	--	--	--
03/12/2027	at Lakers	--	--	--	--	--	--	--	--	--	--	--	--	--	--	--
03/14/2027	at Kings	--	--	--	--	--	--	--	--	--	--	--	--	--	--	--
03/16/2027	at Warriors	--	--	--	--	--	--	--	--	--	--	--	--	--	--	--
03/18/2027	at Nuggets	--	--	--	--	--	--	--	--	--	--	--	--	--	--	--
03/20/2027	Bulls	--	--	--	--	--	--	--	--	--	--	--	--	--	--	--
03/22/2027	Rockets	--	--	--	--	--	--	--	--	--	--	--	--	--	--	--
03/25/2027	Lakers	--	--	--	--	--	--	--	--	--	--	--	--	--	--	--
03/29/2027	Heat	--	--	--	--	--	--	--	--	--	--	--	--	--	--	--
03/31/2027	at Nets	--	--	--	--	--	--	--	--	--	--	--	--	--	--	--
04/01/2027	Celtics	--	--	--	--	--	--	--	--	--	--	--	--	--	--	--
04/04/2027	Hornets	--	--	--	--	--	--	--	--	--	--	--	--	--	--	--
04/05/2027	Nets	--	--	--	--	--	--	--	--	--	--	--	--	--	--	--
04/07/2027	at Spurs	--	--	--	--	--	--	--	--	--	--	--	--	--	--	--
04/09/2027	at Pacers	--	--	--	--	--	--	--	--	--	--	--	--	--	--	--
04/11/2027	Hawks	--	--	--	--	--	--	--	--	--	--	--	--	--	--	--

2026-27 REGULAR SEASON GAME-BY-GAME STATS

DATE	GAME	W/L	FG	FGA	PCT	3FG	3FGA	PCT	FT	FTA	PCT	OR	DR	REB	AST	PF	ST	TO	BS	PTS
10/22	Cavaliers	L	39	87	0.448	7	29	0.241	21	28	0.750	10	36	46	18	23	10	21	7	106
21,423	at 76ers		42	92	0.457	7	28	0.250	23	30	0.767	9	35	44	24	23	10	17	2	114
10/24	Cavaliers	W	40	79	0.506	16	38	0.421	29	38	0.763	9	36	45	31	28	8	23	10	125
19,432	vs. Nets		39	98	0.398	20	49	0.408	23	27	0.852	18	30	48	23	30	11	19	1	121
10/26	Cavaliers	W	46	102	0.451	18	45	0.400	17	23	0.739	13	37	50	30	24	10	12	9	127
19,432	vs. Timberwolves		49	102	0.480	13	40	0.325	14	23	0.609	17	37	54	25	22	7	18	7	125
10/28	Cavaliers	W	43	91	0.473	14	38	0.368	21	22	0.955	15	32	47	26	16	7	13	4	121
19,432	vs. Wizards		44	83	0.530	8	32	0.250	15	17	0.882	5	22	27	31	19	7	10	6	111
10/29	Cavaliers	L	38	87	0.437	13	42	0.310	22	29	0.759	9	36	45	26	19	3	9	5	111
15,025	at Hawks		42	95	0.442	17	43	0.395	13	18	0.722	15	38	53	34	22	4	11	3	114
10/31	Cavaliers	W	52	100	0.520	20	46	0.435	12	18	0.667	14	42	56	41	17	8	12	4	136
12,572	at Bucks		41	100	0.410	17	51	0.333	12	18	0.667	15	30	45	33	13	5	13	4	111
11/2	Cavaliers	L	40	90	0.444	18	49	0.367	14	24	0.583	11	35	46	31	19	7	8	3	112
19,432	vs. Thunder		42	98	0.429	12	31	0.387	21	23	0.913	15	39	54	18	19	5	8	4	117
11/4	Cavaliers	L	40	93	0.430	19	49	0.388	17	19	0.895	10	35	45	19	29	5	14	6	116
18,203	at Thunder		41	89	0.461	15	36	0.417	27	35	0.771	8	39	47	25	18	7	10	4	124
11/6	Cavaliers	W	40	88	0.455	13	37	0.351	26	34	0.765	14	42	56	25	22	11	15	2	119
19,432	vs. 76ers		31	85	0.365	10	40	0.250	23	29	0.793	10	32	42	20	23	8	16	4	95
11/7	Cavaliers	L	35	82	0.427	16	50	0.320	11	19	0.579	10	30	40	23	18	3	11	5	97
19,432	vs. Knicks		41	96	0.427	14	44	0.318	13	14	0.929	16	33	49	27	18	7	10	4	109
11/9	Cavaliers	L	42	82	0.512	14	35	0.400	14	18	0.778	4	28	32	27	16	9	14	6	112
17,471	at Hornets		44	93	0.473	23	46	0.500	13	16	0.813	17	32	49	29	16	9	17	3	124
11/11	Cavaliers	W	40	85	0.471	15	38	0.395	20	25	0.800	11	29	40	23	18	8	10	9	115
19,812	at Knicks		41	83	0.494	14	39	0.359	11	11	1.000	7	27	34	33	21	5	12	4	107
11/13	Cavaliers	L	42	86	0.488	18	47	0.383	19	25	0.760	7	29	36	28	29	8	10	3	121
19,646	at Heat		46	88	0.523	12	34	0.353	29	37	0.784	13	33	46	37	20	1	9	2	133
11/14	Cavaliers	W	48	90	0.533	15	40	0.375	16	18	0.889	13	41	54	31	24	2	17	1	127
19,432	vs. Mavericks		39	93	0.419	14	44	0.318	25	31	0.806	13	26	39	23	20	8	8	3	117
11/16	Cavaliers	W	51	97	0.526	10	33	0.303	14	21	0.667	15	36	51	33	22	14	21	4	126
19,432	vs. Bulls		41	90	0.456	12	44	0.273	21	28	0.750	11	26	37	30	20	14	17	4	115
11/18	Cavaliers	L	44	95	0.463	15	41	0.366	18	20	0.900	20	25	45	28	26	7	11	5	121
19,432	vs. Grizzlies		42	78	0.538	16	39	0.410	24	29	0.828	5	29	34	30	18	9	13	6	124
11/20	Cavaliers	W	46	95	0.484	19	44	0.432	17	20	0.850	5	36	41	26	23	9	12	3	128
19,432	vs. Pacers		43	89	0.483	14	34	0.412	19	27	0.704	9	41	50	35	19	6	14	10	119
11/23	Cavaliers	--	--	--	--	--	--	--	--	--	--	--	--	--	--	--	--	--	--	--
	at Bulls	--	--	--	--	--	--	--	--	--	--	--	--	--	--	--	--	--	--	--
11/25	Cavaliers	--	--	--	--	--	--	--	--	--	--	--	--	--	--	--	--	--	--	--
	at Knicks	--	--	--	--	--	--	--	--	--	--	--	--	--	--	--	--	--	--	--
11/29	Cavaliers	--	--	--	--	--	--	--	--	--	--	--	--	--	--	--	--	--	--	--
	vs. Heat	--	--	--	--	--	--	--	--	--	--	--	--	--	--	--	--	--	--	--
12/1	Cavaliers	--	--	--	--	--	--	--	--	--	--	--	--	--	--	--	--	--	--	--
	vs. Pacers	--	--	--	--	--	--	--	--	--	--	--	--	--	--	--	--	--	--	--
12/3	Cavaliers	--	--	--	--	--	--	--	--	--	--	--	--	--	--	--	--	--	--	--
	at Bulls	--	--	--	--	--	--	--	--	--	--	--	--	--	--	--	--	--	--	--
12/12	Cavaliers	--	--	--	--	--	--	--	--	--	--	--	--	--	--	--	--	--	--	--
	vs. Warriors	--	--	--	--	--	--	--	--	--	--	--	--	--	--	--	--	--	--	--
12/15	Cavaliers	--	--	--	--	--	--	--	--	--	--	--	--	--	--	--	--	--	--	--
	vs. Spurs	--	--	--	--	--	--	--	--	--	--	--	--	--	--	--	--	--	--	--
12/16	Cavaliers	--	--	--	--	--	--	--	--	--	--	--	--	--	--	--	--	--	--	--
	at Magic	--	--	--	--	--	--	--	--	--	--	--	--	--	--	--	--	--	--	--
12/18	Cavaliers	--	--	--	--	--	--	--	--	--	--	--	--	--	--	--	--	--	--	--
	at Pistons	--	--	--	--	--	--	--	--	--	--	--	--	--	--	--	--	--	--	--
12/20	Cavaliers	--	--	--	--	--	--	--	--	--	--	--	--	--	--	--	--	--	--	--
	vs. Jazz	--	--	--	--	--	--	--	--	--	--	--	--	--	--	--	--	--	--	--
12/21	Cavaliers	--	--	--	--	--	--	--	--	--	--	--	--	--	--	--	--	--	--	--
	vs. Knicks	--	--	--	--	--	--	--	--	--	--	--	--	--	--	--	--	--	--	--
12/23	Cavaliers	--	--	--	--	--	--	--	--	--	--	--	--	--	--	--	--	--	--	--
	at Wizards	--	--	--	--	--	--	--	--	--	--	--	--	--	--	--	--	--	--	--
12/27	Cavaliers	--	--	--	--	--	--	--	--	--	--	--	--	--	--	--	--	--	--	--
	vs. Wizards	--	--	--	--	--	--	--	--	--	--	--	--	--	--	--	--	--	--	--
12/28	Cavaliers	--	--	--	--	--	--	--	--	--	--	--	--	--	--	--	--	--	--	--
	at Celtics	--	--	--	--	--	--	--	--	--	--	--	--	--	--	--	--	--	--	--
12/31	Cavaliers	--	--	--	--	--	--	--	--	--	--	--	--	--	--	--	--	--	--	--
	vs. Clippers	--	--	--	--	--	--	--	--	--	--	--	--	--	--	--	--	--	--	--
1/2	Cavaliers	--	--	--	--	--	--	--	--	--	--	--	--	--	--	--	--	--	--	--
	at Hornets	--	--	--	--	--	--	--	--	--	--	--	--	--	--	--	--	--	--	--
1/3	Cavaliers	--	--	--	--	--	--	--	--	--	--	--	--	--	--	--	--	--	--	--
	at Rockets	--	--	--	--	--	--	--	--	--	--	--	--	--	--	--	--	--	--	--
1/5	Cavaliers	--	--	--	--	--	--	--	--	--	--	--	--	--	--	--	--	--	--	--
	vs. Raptors	--	--	--	--	--	--	--	--	--	--	--	--	--	--	--	--	--	--	--
1/7	Cavaliers	--	--	--	--	--	--	--	--	--	--	--	--	--	--	--	--	--	--	--
	at Magic	--	--	--	--	--	--	--	--	--	--	--	--	--	--	--	--	--	--	--
1/9	Cavaliers	--	--	--	--	--	--	--	--	--	--	--	--	--	--	--	--	--	--	--
	vs. Nuggets	--	--	--	--	--	--	--	--	--	--	--	--	--	--	--	--	--	--	--
1/11	Cavaliers	--	--	--	--	--	--	--	--	--	--	--	--	--	--	--	--	--	--	--
	at Timberwolves	--	--	--	--	--	--	--	--	--	--	--	--	--	--	--	--	--	--	--
1/13	Cavaliers	--	--	--	--	--	--	--	--	--	--	--	--	--	--	--	--	--	--	--
	at Hawks	--	--	--	--	--	--	--	--	--	--	--	--	--	--	--	--	--	--	--
1/15	Cavaliers	--	--	--	--	--	--	--	--	--	--	--	--	--	--	--	--	--	--	--
	at Bucks	--	--	--	--	--	--	--	--	--	--	--	--	--	--	--	--	--	--	--
1/16	Cavaliers	--	--	--	--	--	--	--	--	--	--	--	--	--	--	--	--	--	--	--
	at Grizzlies	--	--	--	--	--	--	--	--	--	--	--	--	--	--	--	--	--	--	--
1/18	Cavaliers	--	--	--	--	--	--	--	--	--	--	--	--	--	--	--	--	--	--	--
	vs. Pistons	--	--	--	--	--	--	--	--	--	--	--	--	--	--	--	--	--	--	--

DATE	GAME	W/L	FG	FGA	PCT	3FG	3FGA	PCT	FT	FTA	PCT	OR	DR	REB	AST	PF	ST	TO	BS	PTS
1/21	Cavaliers	--	--	--	--	--	--	--	--	--	--	--	--	--	--	--	--	--	--	--
	at Nets	--	--	--	--	--	--	--	--	--	--	--	--	--	--	--	--	--	--	--
1/23	Cavaliers	--	--	--	--	--	--	--	--	--	--	--	--	--	--	--	--	--	--	--
	at Mavericks	--	--	--	--	--	--	--	--	--	--	--	--	--	--	--	--	--	--	--
1/25	Cavaliers	--	--	--	--	--	--	--	--	--	--	--	--	--	--	--	--	--	--	--
	at Pelicans	--	--	--	--	--	--	--	--	--	--	--	--	--	--	--	--	--	--	--
1/27	Cavaliers	--	--	--	--	--	--	--	--	--	--	--	--	--	--	--	--	--	--	--
	vs. Pistons	--	--	--	--	--	--	--	--	--	--	--	--	--	--	--	--	--	--	--
1/29	Cavaliers	--	--	--	--	--	--	--	--	--	--	--	--	--	--	--	--	--	--	--
	at Raptors	--	--	--	--	--	--	--	--	--	--	--	--	--	--	--	--	--	--	--
1/30	Cavaliers	--	--	--	--	--	--	--	--	--	--	--	--	--	--	--	--	--	--	--
	vs. Pelicans	--	--	--	--	--	--	--	--	--	--	--	--	--	--	--	--	--	--	--
2/1	Cavaliers	--	--	--	--	--	--	--	--	--	--	--	--	--	--	--	--	--	--	--
	at Jazz	--	--	--	--	--	--	--	--	--	--	--	--	--	--	--	--	--	--	--
2/3	Cavaliers	--	--	--	--	--	--	--	--	--	--	--	--	--	--	--	--	--	--	--
	at Suns	--	--	--	--	--	--	--	--	--	--	--	--	--	--	--	--	--	--	--
2/4	Cavaliers	--	--	--	--	--	--	--	--	--	--	--	--	--	--	--	--	--	--	--
	at Trail Blazers	--	--	--	--	--	--	--	--	--	--	--	--	--	--	--	--	--	--	--
2/6	Cavaliers	--	--	--	--	--	--	--	--	--	--	--	--	--	--	--	--	--	--	--
	vs. Magic	--	--	--	--	--	--	--	--	--	--	--	--	--	--	--	--	--	--	--
2/9	Cavaliers	--	--	--	--	--	--	--	--	--	--	--	--	--	--	--	--	--	--	--
	vs. Raptors	--	--	--	--	--	--	--	--	--	--	--	--	--	--	--	--	--	--	--
2/10	Cavaliers	--	--	--	--	--	--	--	--	--	--	--	--	--	--	--	--	--	--	--
	at Pacers	--	--	--	--	--	--	--	--	--	--	--	--	--	--	--	--	--	--	--
2/12	Cavaliers	--	--	--	--	--	--	--	--	--	--	--	--	--	--	--	--	--	--	--
	at Raptors	--	--	--	--	--	--	--	--	--	--	--	--	--	--	--	--	--	--	--
2/14	Cavaliers	--	--	--	--	--	--	--	--	--	--	--	--	--	--	--	--	--	--	--
	vs. Suns	--	--	--	--	--	--	--	--	--	--	--	--	--	--	--	--	--	--	--
2/16	Cavaliers	--	--	--	--	--	--	--	--	--	--	--	--	--	--	--	--	--	--	--
	vs. Bucks	--	--	--	--	--	--	--	--	--	--	--	--	--	--	--	--	--	--	--
2/17	Cavaliers	--	--	--	--	--	--	--	--	--	--	--	--	--	--	--	--	--	--	--
	vs. Bucks	--	--	--	--	--	--	--	--	--	--	--	--	--	--	--	--	--	--	--
2/25	Cavaliers	--	--	--	--	--	--	--	--	--	--	--	--	--	--	--	--	--	--	--
	vs. Kings	--	--	--	--	--	--	--	--	--	--	--	--	--	--	--	--	--	--	--
2/26	Cavaliers	--	--	--	--	--	--	--	--	--	--	--	--	--	--	--	--	--	--	--
	at Celtics	--	--	--	--	--	--	--	--	--	--	--	--	--	--	--	--	--	--	--
3/1	Cavaliers	--	--	--	--	--	--	--	--	--	--	--	--	--	--	--	--	--	--	--
	vs. 76ers	--	--	--	--	--	--	--	--	--	--	--	--	--	--	--	--	--	--	--
3/4	Cavaliers	--	--	--	--	--	--	--	--	--	--	--	--	--	--	--	--	--	--	--
	vs. Trail Blazers	--	--	--	--	--	--	--	--	--	--	--	--	--	--	--	--	--	--	--
3/6	Cavaliers	--	--	--	--	--	--	--	--	--	--	--	--	--	--	--	--	--	--	--
	vs. Hawks	--	--	--	--	--	--	--	--	--	--	--	--	--	--	--	--	--	--	--
3/9	Cavaliers	--	--	--	--	--	--	--	--	--	--	--	--	--	--	--	--	--	--	--
	at Pistons	--	--	--	--	--	--	--	--	--	--	--	--	--	--	--	--	--	--	--
3/11	Cavaliers	--	--	--	--	--	--	--	--	--	--	--	--	--	--	--	--	--	--	--
	at Clippers	--	--	--	--	--	--	--	--	--	--	--	--	--	--	--	--	--	--	--
3/12	Cavaliers	--	--	--	--	--	--	--	--	--	--	--	--	--	--	--	--	--	--	--
	at Lakers	--	--	--	--	--	--	--	--	--	--	--	--	--	--	--	--	--	--	--
3/14	Cavaliers	--	--	--	--	--	--	--	--	--	--	--	--	--	--	--	--	--	--	--
	at Kings	--	--	--	--	--	--	--	--	--	--	--	--	--	--	--	--	--	--	--
3/16	Cavaliers	--	--	--	--	--	--	--	--	--	--	--	--	--	--	--	--	--	--	--
	at Warriors	--	--	--	--	--	--	--	--	--	--	--	--	--	--	--	--	--	--	--
3/18	Cavaliers	--	--	--	--	--	--	--	--	--	--	--	--	--	--	--	--	--	--	--
	at Nuggets	--	--	--	--	--	--	--	--	--	--	--	--	--	--	--	--	--	--	--
3/20	Cavaliers	--	--	--	--	--	--	--	--	--	--	--	--	--	--	--	--	--	--	--
	vs. Bulls	--	--	--	--	--	--	--	--	--	--	--	--	--	--	--	--	--	--	--
3/22	Cavaliers	--	--	--	--	--	--	--	--	--	--	--	--	--	--	--	--	--	--	--
	vs. Rockets	--	--	--	--	--	--	--	--	--	--	--	--	--	--	--	--	--	--	--
3/25	Cavaliers	--	--	--	--	--	--	--	--	--	--	--	--	--	--	--	--	--	--	--
	vs. Lakers	--	--	--	--	--	--	--	--	--	--	--	--	--	--	--	--	--	--	--
3/29	Cavaliers	--	--	--	--	--	--	--	--	--	--	--	--	--	--	--	--	--	--	--
	vs. Heat	--	--	--	--	--	--	--	--	--	--	--	--	--	--	--	--	--	--	--
3/31	Cavaliers	--	--	--	--	--	--	--	--	--	--	--	--	--	--	--	--	--	--	--
	at Nets	--	--	--	--	--	--	--	--	--	--	--	--	--	--	--	--	--	--	--
4/1	Cavaliers	--	--	--	--	--	--	--	--	--	--	--	--	--	--	--	--	--	--	--
	vs. Celtics	--	--	--	--	--	--	--	--	--	--	--	--	--	--	--	--	--	--	--
4/4	Cavaliers	--	--	--	--	--	--	--	--	--	--	--	--	--	--	--	--	--	--	--
	vs. Hornets	--	--	--	--	--	--	--	--	--	--	--	--	--	--	--	--	--	--	--
4/5	Cavaliers	--	--	--	--	--	--	--	--	--	--	--	--	--	--	--	--	--	--	--
	vs. Nets	--	--	--	--	--	--	--	--	--	--	--	--	--	--	--	--	--	--	--
4/7	Cavaliers	--	--	--	--	--	--	--	--	--	--	--	--	--	--	--	--	--	--	--
	at Spurs	--	--	--	--	--	--	--	--	--	--	--	--	--	--	--	--	--	--	--
4/9	Cavaliers	--	--	--	--	--	--	--	--	--	--	--	--	--	--	--	--	--	--	--
	at Pacers	--	--	--	--	--	--	--	--	--	--	--	--	--	--	--	--	--	--	--
4/11	Cavaliers	--	--	--	--	--	--	--	--	--	--	--	--	--	--	--	--	--	--	--
	vs. Hawks	--	--	--	--	--	--	--	--	--	--	--	--	--	--	--	--	--	--	--
	TOTALS	**17**	**726**	**1,529**	**0.475**	**260**	**701**	**0.371**	**308**	**401**	**0.768**	**190**	**585**	**775**	**466**	**373**	**129**	**233**	**86**	**2,020**
	OPPONENTS	**17**	**708**	**1,552**	**0.456**	**238**	**674**	**0.353**	**326**	**413**	**0.789**	**203**	**549**	**752**	**477**	**341**	**123**	**222**	**71**	**1,980**

DATE	OPPONENT	FORWARD	FORWARD	CENTER	GUARD	GUARD	SCORE	W/L
10/22/2026	@ Philadelphia	#8 Peyton Watson	#4 Evan Mobley	#31 Jarrett Allen	#45 Donovan Mitchell	#1 James Harden	114-106	L
10/24/2026	vs. Brooklyn	#8 Peyton Watson	#4 Evan Mobley	#31 Jarrett Allen	#45 Donovan Mitchell	#1 James Harden	125-121	W
10/26/2026	vs. Minnesota	#8 Peyton Watson	#4 Evan Mobley	#31 Jarrett Allen	#45 Donovan Mitchell	#1 James Harden	127-125	W
10/28/2026	vs. Washington	#8 Peyton Watson	#4 Evan Mobley	#31 Jarrett Allen	#45 Donovan Mitchell	#1 James Harden	121-111	W
10/29/2026	@ Atlanta	#8 Peyton Watson	#4 Evan Mobley	#31 Jarrett Allen	#45 Donovan Mitchell	#1 James Harden	114-111	L
10/31/2026	@ Milwaukee	#8 Peyton Watson	#4 Evan Mobley	#31 Jarrett Allen	#45 Donovan Mitchell	#1 James Harden	136-111	W
11/02/2026	vs. Oklahoma City	#15 Meleek Thomas	#4 Evan Mobley	#31 Jarrett Allen	#45 Donovan Mitchell	#1 James Harden	117-112	L
11/04/2026	@ Oklahoma City	#24 Tyrese Proctor	#4 Evan Mobley	#31 Jarrett Allen	#45 Donovan Mitchell	#1 James Harden	124-116	L
11/06/2026	vs. Philadelphia	#5 Sam Merrill	#8 Peyton Watson	#4 Evan Mobley	#45 Donovan Mitchell	#1 James Harden	119-95	W
11/07/2026	vs. New York	#15 Meleek Thomas	#8 Peyton Watson	#4 Evan Mobley	#45 Donovan Mitchell	#1 James Harden	109-97	L
11/09/2026	@ Charlotte	#8 Peyton Watson	#4 Evan Mobley	#31 Jarrett Allen	#45 Donovan Mitchell	#1 James Harden	124-112	L
11/11/2026	@ New York	#4 Evan Mobley	#8 Peyton Watson	#31 Jarrett Allen	#1 James Harden	#45 Donovan Mitchell	115-107	W
11/13/2026	@ Miami	#20 Jaylon Tyson	#8 Peyton Watson	#31 Jarrett Allen	#1 James Harden	#45 Donovan Mitchell	133-121	L
11/14/2026	vs. Dallas	#20 Jaylon Tyson	#33 Mario Hezonja	#3 Thomas Bryant	#15 Meleek Thomas	#24 Tyrese Proctor	127-117	W
11/16/2026	vs. Chicago	#24 Tyrese Proctor	#8 Peyton Watson	#31 Jarrett Allen	#45 Donovan Mitchell	#1 James Harden	126-115	W
11/18/2026	vs. Memphis	#24 Tyrese Proctor	#33 Mario Hezonja	#31 Jarrett Allen	#45 Donovan Mitchell	#1 James Harden	124-121	L
11/20/2026	vs. Indiana	#24 Tyrese Proctor	#8 Peyton Watson	#31 Jarrett Allen	#45 Donovan Mitchell	#1 James Harden	128-119	W
11/23/2026	at Chicago	--	--	--	--	--	--	--
11/25/2026	at New York	--	--	--	--	--	--	--
11/29/2026	Miami	--	--	--	--	--	--	--
12/01/2026	Indiana	--	--	--	--	--	--	--
12/03/2026	at Chicago	--	--	--	--	--	--	--
12/12/2026	Golden State	--	--	--	--	--	--	--
12/15/2026	San Antonio	--	--	--	--	--	--	--
12/16/2026	at Orlando	--	--	--	--	--	--	--
12/18/2026	at Detroit	--	--	--	--	--	--	--
12/20/2026	Utah	--	--	--	--	--	--	--
12/21/2026	New York	--	--	--	--	--	--	--
12/23/2026	at Washington	--	--	--	--	--	--	--
12/27/2026	Washington	--	--	--	--	--	--	--
12/28/2026	at Boston	--	--	--	--	--	--	--
12/31/2026	LA Clippers	--	--	--	--	--	--	--
01/02/2027	at Charlotte	--	--	--	--	--	--	--
01/03/2027	at Houston	--	--	--	--	--	--	--
01/05/2027	Toronto	--	--	--	--	--	--	--
01/07/2027	at Orlando	--	--	--	--	--	--	--
01/09/2027	Denver	--	--	--	--	--	--	--
01/11/2027	at Minnesota	--	--	--	--	--	--	--
01/13/2027	at Atlanta	--	--	--	--	--	--	--
01/15/2027	at Milwaukee	--	--	--	--	--	--	--
01/16/2027	at Memphis	--	--	--	--	--	--	--
01/18/2027	Detroit	--	--	--	--	--	--	--
01/21/2027	at Brooklyn	--	--	--	--	--	--	--
01/23/2027	at Dallas	--	--	--	--	--	--	--
01/25/2027	at New Orleans	--	--	--	--	--	--	--
01/27/2027	Detroit	--	--	--	--	--	--	--
01/29/2027	at Toronto	--	--	--	--	--	--	--
01/30/2027	New Orleans	--	--	--	--	--	--	--
02/01/2027	at Utah	--	--	--	--	--	--	--
02/03/2027	at Phoenix	--	--	--	--	--	--	--
02/04/2027	at Portland	--	--	--	--	--	--	--
02/06/2027	Orlando	--	--	--	--	--	--	--
02/09/2027	Toronto	--	--	--	--	--	--	--
02/10/2027	at Indiana	--	--	--	--	--	--	--
02/12/2027	at Toronto	--	--	--	--	--	--	--
02/14/2027	Phoenix	--	--	--	--	--	--	--
02/16/2027	Milwaukee	--	--	--	--	--	--	--
02/17/2027	Milwaukee	--	--	--	--	--	--	--
02/25/2027	Sacramento	--	--	--	--	--	--	--
02/26/2027	at Boston	--	--	--	--	--	--	--
03/01/2027	Philadelphia	--	--	--	--	--	--	--
03/04/2027	Portland	--	--	--	--	--	--	--
03/06/2027	Atlanta	--	--	--	--	--	--	--
03/09/2027	at Detroit	--	--	--	--	--	--	--
03/11/2027	at LA Clippers	--	--	--	--	--	--	--
03/12/2027	at LA Lakers	--	--	--	--	--	--	--
03/14/2027	at Sacramento	--	--	--	--	--	--	--
03/16/2027	at Golden State	--	--	--	--	--	--	--
03/18/2027	at Denver	--	--	--	--	--	--	--
03/20/2027	Chicago	--	--	--	--	--	--	--
03/22/2027	Houston	--	--	--	--	--	--	--
03/25/2027	LA Lakers	--	--	--	--	--	--	--
03/29/2027	Miami	--	--	--	--	--	--	--
03/31/2027	at Brooklyn	--	--	--	--	--	--	--
04/01/2027	Boston	--	--	--	--	--	--	--
04/04/2027	Charlotte	--	--	--	--	--	--	--
04/05/2027	Brooklyn	--	--	--	--	--	--	--
04/07/2027	at San Antonio	--	--	--	--	--	--	--
04/09/2027	at Indiana	--	--	--	--	--	--	--
04/11/2027	Atlanta	--	--	--	--	--	--	--

			CAVALIERS										OPPONENTS									
DATE	OPPONENT	W/L	BENCH PTS	AVG	INTHE PAINT	AVG	SECOND CHANCE	AVG	FAST BREAK	AVG	POINTS OFFTO	AVG	BENCH PTS	AVG	INTHE PAINT	AVG	SECOND CHANCE	AVG	FAST BREAK	AVG	POINTS OFFTO	AVG
10/22	at Philadelphia	L	18	18.0	60	60.0	8	8.0	23	23.0	22	22.0	9	9.0	64	64.0	14	14.0	24	24.0	22	22.0
10/24	Brooklyn	W	39	28.5	46	53.0	16	12.0	9	16.0	23	22.5	35	22.0	30	47.0	15	14.5	16	20.0	19	20.5
10/26	Minnesota	W	39	32.0	44	50.0	14	12.7	20	17.3	19	21.3	38	27.3	58	50.7	23	17.3	13	17.7	11	17.3
10/28	Washington	W	32	32.0	46	49.0	19	14.3	9	15.3	12	19.0	34	29.0	66	54.5	8	15.0	12	16.3	19	17.8
10/29	at Atlanta	L	36	32.8	46	48.4	13	14.0	4	13.0	7	16.6	34	30.0	50	53.6	16	15.2	15	16.0	9	16.0
10/31	at Milwaukee	W	51	35.8	60	50.3	12	13.7	11	12.7	19	17.0	55	34.2	46	52.3	16	15.3	17	16.2	9	14.8
11/2	Oklahoma City	L	34	35.6	30	47.4	24	15.1	7	11.9	8	15.7	34	34.1	50	52.0	22	16.3	13	15.7	10	14.1
11/4	at Oklahoma City	L	43	36.5	40	46.5	10	14.5	12	11.9	15	15.6	34	34.1	44	51.0	17	16.4	21	16.4	12	13.9
11/6	Philadelphia	W	44	37.3	50	46.9	14	14.4	16	12.3	24	16.6	25	33.1	30	48.7	10	15.7	17	16.4	16	14.1
11/7	New York	L	20	35.6	32	45.4	8	13.8	15	12.6	10	15.9	16	31.4	34	47.2	26	16.7	10	15.8	17	14.4
11/9	at Charlotte	L	56	37.5	48	45.6	7	13.2	18	13.1	21	16.4	43	32.5	34	46.0	20	17.0	13	15.5	20	14.9
11/11	at New York	W	32	37.0	42	45.3	9	12.8	14	13.2	9	15.8	37	32.8	44	45.8	16	16.9	10	15.1	19	15.3
11/13	at Miami	L	47	37.8	40	44.9	4	12.2	15	13.3	9	15.2	33	32.8	56	46.6	21	17.2	16	15.2	12	15.0
11/14	Dallas	W	24	36.8	54	45.6	9	11.9	17	13.6	13	15.1	30	32.6	42	46.3	13	16.9	16	15.2	20	15.4
11/16	Chicago	W	34	36.6	68	47.1	15	12.1	22	14.1	21	15.5	31	32.5	50	46.5	13	16.7	21	15.6	26	16.1
11/18	Memphis	L	30	36.2	56	47.6	16	12.4	11	13.9	17	15.6	44	33.3	48	46.6	9	16.2	19	15.8	15	16.0
11/20	Indiana	W	31	35.9	48	47.6	14	12.5	9	13.6	16	15.6	46	34.0	52	46.9	4	15.5	13	15.6	9	15.6
11/23	at Chicago	--	--	--	--	--	--	--	--	--	--	--	--	--	--	--	--	--	--	--	--	--
11/25	at New York	--	--	--	--	--	--	--	--	--	--	--	--	--	--	--	--	--	--	--	--	--
11/29	Miami	--	--	--	--	--	--	--	--	--	--	--	--	--	--	--	--	--	--	--	--	--
12/1	Indiana	--	--	--	--	--	--	--	--	--	--	--	--	--	--	--	--	--	--	--	--	--
12/3	at Chicago	--	--	--	--	--	--	--	--	--	--	--	--	--	--	--	--	--	--	--	--	--
12/12	Golden State	--	--	--	--	--	--	--	--	--	--	--	--	--	--	--	--	--	--	--	--	--
12/15	San Antonio	--	--	--	--	--	--	--	--	--	--	--	--	--	--	--	--	--	--	--	--	--
12/16	at Orlando	--	--	--	--	--	--	--	--	--	--	--	--	--	--	--	--	--	--	--	--	--
12/18	at Detroit	--	--	--	--	--	--	--	--	--	--	--	--	--	--	--	--	--	--	--	--	--
12/20	Utah	--	--	--	--	--	--	--	--	--	--	--	--	--	--	--	--	--	--	--	--	--
12/21	New York	--	--	--	--	--	--	--	--	--	--	--	--	--	--	--	--	--	--	--	--	--
12/23	at Washington	--	--	--	--	--	--	--	--	--	--	--	--	--	--	--	--	--	--	--	--	--
12/27	Washington	--	--	--	--	--	--	--	--	--	--	--	--	--	--	--	--	--	--	--	--	--
12/28	at Boston	--	--	--	--	--	--	--	--	--	--	--	--	--	--	--	--	--	--	--	--	--
12/31	LA Clippers	--	--	--	--	--	--	--	--	--	--	--	--	--	--	--	--	--	--	--	--	--
1/2	at Charlotte	--	--	--	--	--	--	--	--	--	--	--	--	--	--	--	--	--	--	--	--	--
1/3	at Houston	--	--	--	--	--	--	--	--	--	--	--	--	--	--	--	--	--	--	--	--	--
1/5	Toronto	--	--	--	--	--	--	--	--	--	--	--	--	--	--	--	--	--	--	--	--	--
1/7	at Orlando	--	--	--	--	--	--	--	--	--	--	--	--	--	--	--	--	--	--	--	--	--
1/9	Denver	--	--	--	--	--	--	--	--	--	--	--	--	--	--	--	--	--	--	--	--	--
1/11	at Minnesota	--	--	--	--	--	--	--	--	--	--	--	--	--	--	--	--	--	--	--	--	--
1/13	at Atlanta	--	--	--	--	--	--	--	--	--	--	--	--	--	--	--	--	--	--	--	--	--
1/15	at Milwaukee	--	--	--	--	--	--	--	--	--	--	--	--	--	--	--	--	--	--	--	--	--
1/16	at Memphis	--	--	--	--	--	--	--	--	--	--	--	--	--	--	--	--	--	--	--	--	--
1/18	Detroit	--	--	--	--	--	--	--	--	--	--	--	--	--	--	--	--	--	--	--	--	--
1/21	at Brooklyn	--	--	--	--	--	--	--	--	--	--	--	--	--	--	--	--	--	--	--	--	--
1/23	at Dallas	--	--	--	--	--	--	--	--	--	--	--	--	--	--	--	--	--	--	--	--	--
1/25	at New Orleans	--	--	--	--	--	--	--	--	--	--	--	--	--	--	--	--	--	--	--	--	--
1/27	Detroit	--	--	--	--	--	--	--	--	--	--	--	--	--	--	--	--	--	--	--	--	--
1/29	at Toronto	--	--	--	--	--	--	--	--	--	--	--	--	--	--	--	--	--	--	--	--	--
1/30	New Orleans	--	--	--	--	--	--	--	--	--	--	--	--	--	--	--	--	--	--	--	--	--
2/1	at Utah	--	--	--	--	--	--	--	--	--	--	--	--	--	--	--	--	--	--	--	--	--
2/3	at Phoenix	--	--	--	--	--	--	--	--	--	--	--	--	--	--	--	--	--	--	--	--	--
2/4	at Portland	--	--	--	--	--	--	--	--	--	--	--	--	--	--	--	--	--	--	--	--	--
2/6	Orlando	--	--	--	--	--	--	--	--	--	--	--	--	--	--	--	--	--	--	--	--	--
2/9	Toronto	--	--	--	--	--	--	--	--	--	--	--	--	--	--	--	--	--	--	--	--	--
2/10	at Indiana	--	--	--	--	--	--	--	--	--	--	--	--	--	--	--	--	--	--	--	--	--
2/12	at Toronto	--	--	--	--	--	--	--	--	--	--	--	--	--	--	--	--	--	--	--	--	--
2/14	Phoenix	--	--	--	--	--	--	--	--	--	--	--	--	--	--	--	--	--	--	--	--	--
2/16	Milwaukee	--	--	--	--	--	--	--	--	--	--	--	--	--	--	--	--	--	--	--	--	--
2/17	Milwaukee	--	--	--	--	--	--	--	--	--	--	--	--	--	--	--	--	--	--	--	--	--
2/25	Sacramento	--	--	--	--	--	--	--	--	--	--	--	--	--	--	--	--	--	--	--	--	--
2/26	at Boston	--	--	--	--	--	--	--	--	--	--	--	--	--	--	--	--	--	--	--	--	--
3/1	Philadelphia	--	--	--	--	--	--	--	--	--	--	--	--	--	--	--	--	--	--	--	--	--
3/4	Portland	--	--	--	--	--	--	--	--	--	--	--	--	--	--	--	--	--	--	--	--	--
3/6	Atlanta	--	--	--	--	--	--	--	--	--	--	--	--	--	--	--	--	--	--	--	--	--
3/9	at Detroit	--	--	--	--	--	--	--	--	--	--	--	--	--	--	--	--	--	--	--	--	--
3/11	at LA Clippers	--	--	--	--	--	--	--	--	--	--	--	--	--	--	--	--	--	--	--	--	--
3/12	at LA Lakers	--	--	--	--	--	--	--	--	--	--	--	--	--	--	--	--	--	--	--	--	--
3/14	at Sacramento	--	--	--	--	--	--	--	--	--	--	--	--	--	--	--	--	--	--	--	--	--
3/16	at Golden State	--	--	--	--	--	--	--	--	--	--	--	--	--	--	--	--	--	--	--	--	--
3/18	at Denver	--	--	--	--	--	--	--	--	--	--	--	--	--	--	--	--	--	--	--	--	--
3/20	Chicago	--	--	--	--	--	--	--	--	--	--	--	--	--	--	--	--	--	--	--	--	--
3/22	Houston	--	--	--	--	--	--	--	--	--	--	--	--	--	--	--	--	--	--	--	--	--
3/25	LA Lakers	--	--	--	--	--	--	--	--	--	--	--	--	--	--	--	--	--	--	--	--	--
3/29	Miami	--	--	--	--	--	--	--	--	--	--	--	--	--	--	--	--	--	--	--	--	--
3/31	at Brooklyn	--	--	--	--	--	--	--	--	--	--	--	--	--	--	--	--	--	--	--	--	--
4/1	Boston	--	--	--	--	--	--	--	--	--	--	--	--	--	--	--	--	--	--	--	--	--
4/4	Charlotte	--	--	--	--	--	--	--	--	--	--	--	--	--	--	--	--	--	--	--	--	--
4/5	Brooklyn	--	--	--	--	--	--	--	--	--	--	--	--	--	--	--	--	--	--	--	--	--
4/7	at San Antonio	--	--	--	--	--	--	--	--	--	--	--	--	--	--	--	--	--	--	--	--	--
4/9	at Indiana	--	--	--	--	--	--	--	--	--	--	--	--	--	--	--	--	--	--	--	--	--
4/11	Atlanta	--	--	--	--	--	--	--	--	--	--	--	--	--	--	--	--	--	--	--	--	--
	2026-27 TOTALS	**9-8**	**610**	**35.9**	**810**	**47.6**	**212**	**12.5**	**232**	**13.6**	**265**	**15.6**	**578**	**34.0**	**798**	**46.9**	**263**	**15.5**	**266**	**15.6**	**265**	**15.6**

ALL (AS OF NOV 23, 2026, 4:22 AM PST) 2026 : REGULAR SEASON

				CAVALIERS									OPPONENTS									
DATE	OPPONENT	OVERALL REC	W/L	1ST	2ND	1ST HALF	3RD	4TH	2ND HALF	1ST OT	BIGGEST LEAD	TOTAL	1ST	2ND	1ST HALF	3RD	4TH	2ND HALF	1ST OT	BIGGEST LEAD	TOTAL	POINT DIFF.
10/22	at Philadelphia	0-1	L	35	34	69	21	16	37	--	29	106	18	27	45	37	32	69	--	9	114	-8
10/24	Brooklyn	1-1	W	35	33	68	28	29	57	--	22	125	30	24	54	26	41	67	--	4	121	4
10/26	Minnesota	2-1	W	24	26	50	36	27	63	14	5	127	31	29	60	26	27	53	12	15	125	2
10/28	Washington	3-1	W	34	25	59	33	29	62	--	10	121	42	27	69	23	19	42	--	13	111	10
10/29	at Atlanta	3-2	L	28	16	44	38	29	67	--	15	111	16	30	46	43	25	68	--	11	114	-3
10/31	at Milwaukee	4-2	W	24	48	72	37	27	64	--	36	136	25	21	46	30	35	65	--	6	111	25
11/2	Oklahoma City	4-3	L	30	18	48	36	28	64	--	5	112	26	33	59	31	27	58	--	14	117	-5
11/4	at Oklahoma City	4-4	L	20	24	44	30	42	72	--	0	116	37	23	60	28	36	64	--	25	124	-8
11/6	Philadelphia	5-4	W	33	29	62	29	28	57	--	25	119	22	32	54	20	21	41	--	2	95	24
11/7	New York	5-5	L	27	26	53	17	27	44	--	6	97	26	37	63	25	21	46	--	19	109	-12
11/9	at Charlotte	5-6	L	28	25	53	27	32	59	--	9	112	29	40	69	38	17	55	--	33	124	-12
11/11	at New York	6-6	W	33	26	59	23	33	56	--	12	115	23	30	53	23	31	54	--	2	107	8
11/13	at Miami	6-7	L	27	30	57	34	30	64	--	6	121	29	25	54	38	41	79	--	13	133	-12
11/14	Dallas	7-7	W	33	38	71	34	22	56	--	22	127	33	20	53	38	26	64	--	3	117	10
11/16	Chicago	8-7	W	25	32	57	31	38	69	--	17	126	31	17	48	31	36	67	--	8	115	11
11/18	Memphis	8-8	L	37	35	72	27	22	49	--	10	121	30	41	71	29	24	53	--	5	124	-3
11/20	Indiana	9-8	W	29	33	62	43	23	66	--	24	128	29	32	61	22	36	58	--	14	119	9
11/23	at Chicago	--		--	--	--	--	--	--	--	--	--	--	--	--	--	--	--	--	--	--	--
11/25	at New York	--		--	--	--	--	--	--	--	--	--	--	--	--	--	--	--	--	--	--	--
11/29	Miami	--		--	--	--	--	--	--	--	--	--	--	--	--	--	--	--	--	--	--	--
12/1	Indiana	--		--	--	--	--	--	--	--	--	--	--	--	--	--	--	--	--	--	--	--
12/3	at Chicago	--		--	--	--	--	--	--	--	--	--	--	--	--	--	--	--	--	--	--	--
12/12	Golden State	--		--	--	--	--	--	--	--	--	--	--	--	--	--	--	--	--	--	--	--
12/15	San Antonio	--		--	--	--	--	--	--	--	--	--	--	--	--	--	--	--	--	--	--	--
12/16	at Orlando	--		--	--	--	--	--	--	--	--	--	--	--	--	--	--	--	--	--	--	--
12/18	at Detroit	--		--	--	--	--	--	--	--	--	--	--	--	--	--	--	--	--	--	--	--
12/20	Utah	--		--	--	--	--	--	--	--	--	--	--	--	--	--	--	--	--	--	--	--
12/21	New York	--		--	--	--	--	--	--	--	--	--	--	--	--	--	--	--	--	--	--	--
12/23	at Washington	--		--	--	--	--	--	--	--	--	--	--	--	--	--	--	--	--	--	--	--
12/27	Washington	--		--	--	--	--	--	--	--	--	--	--	--	--	--	--	--	--	--	--	--
12/28	at Boston	--		--	--	--	--	--	--	--	--	--	--	--	--	--	--	--	--	--	--	--
12/31	LA Clippers	--		--	--	--	--	--	--	--	--	--	--	--	--	--	--	--	--	--	--	--
1/2	at Charlotte	--		--	--	--	--	--	--	--	--	--	--	--	--	--	--	--	--	--	--	--
1/3	at Houston	--		--	--	--	--	--	--	--	--	--	--	--	--	--	--	--	--	--	--	--
1/5	Toronto	--		--	--	--	--	--	--	--	--	--	--	--	--	--	--	--	--	--	--	--
1/7	at Orlando	--		--	--	--	--	--	--	--	--	--	--	--	--	--	--	--	--	--	--	--
1/9	Denver	--		--	--	--	--	--	--	--	--	--	--	--	--	--	--	--	--	--	--	--
1/11	at Minnesota	--		--	--	--	--	--	--	--	--	--	--	--	--	--	--	--	--	--	--	--
1/13	at Atlanta	--		--	--	--	--	--	--	--	--	--	--	--	--	--	--	--	--	--	--	--
1/15	at Milwaukee	--		--	--	--	--	--	--	--	--	--	--	--	--	--	--	--	--	--	--	--
1/16	at Memphis	--		--	--	--	--	--	--	--	--	--	--	--	--	--	--	--	--	--	--	--
1/18	Detroit	--		--	--	--	--	--	--	--	--	--	--	--	--	--	--	--	--	--	--	--
1/21	at Brooklyn	--		--	--	--	--	--	--	--	--	--	--	--	--	--	--	--	--	--	--	--
1/23	at Dallas	--		--	--	--	--	--	--	--	--	--	--	--	--	--	--	--	--	--	--	--
1/25	at New Orleans	--		--	--	--	--	--	--	--	--	--	--	--	--	--	--	--	--	--	--	--
1/27	Detroit	--		--	--	--	--	--	--	--	--	--	--	--	--	--	--	--	--	--	--	--
1/29	at Toronto	--		--	--	--	--	--	--	--	--	--	--	--	--	--	--	--	--	--	--	--
1/30	New Orleans	--		--	--	--	--	--	--	--	--	--	--	--	--	--	--	--	--	--	--	--
2/1	at Utah	--		--	--	--	--	--	--	--	--	--	--	--	--	--	--	--	--	--	--	--
2/3	at Phoenix	--		--	--	--	--	--	--	--	--	--	--	--	--	--	--	--	--	--	--	--
2/4	at Portland	--		--	--	--	--	--	--	--	--	--	--	--	--	--	--	--	--	--	--	--
2/6	Orlando	--		--	--	--	--	--	--	--	--	--	--	--	--	--	--	--	--	--	--	--
2/9	Toronto	--		--	--	--	--	--	--	--	--	--	--	--	--	--	--	--	--	--	--	--
2/10	at Indiana	--		--	--	--	--	--	--	--	--	--	--	--	--	--	--	--	--	--	--	--
2/12	at Toronto	--		--	--	--	--	--	--	--	--	--	--	--	--	--	--	--	--	--	--	--
2/14	Phoenix	--		--	--	--	--	--	--	--	--	--	--	--	--	--	--	--	--	--	--	--
2/16	Milwaukee	--		--	--	--	--	--	--	--	--	--	--	--	--	--	--	--	--	--	--	--
2/17	Milwaukee	--		--	--	--	--	--	--	--	--	--	--	--	--	--	--	--	--	--	--	--
2/25	Sacramento	--		--	--	--	--	--	--	--	--	--	--	--	--	--	--	--	--	--	--	--
2/26	at Boston	--		--	--	--	--	--	--	--	--	--	--	--	--	--	--	--	--	--	--	--
3/1	Philadelphia	--		--	--	--	--	--	--	--	--	--	--	--	--	--	--	--	--	--	--	--
3/4	Portland	--		--	--	--	--	--	--	--	--	--	--	--	--	--	--	--	--	--	--	--
3/6	Atlanta	--		--	--	--	--	--	--	--	--	--	--	--	--	--	--	--	--	--	--	--
3/9	at Detroit	--		--	--	--	--	--	--	--	--	--	--	--	--	--	--	--	--	--	--	--
3/11	at LA Clippers	--		--	--	--	--	--	--	--	--	--	--	--	--	--	--	--	--	--	--	--
3/12	at LA Lakers	--		--	--	--	--	--	--	--	--	--	--	--	--	--	--	--	--	--	--	--
3/14	at Sacramento	--		--	--	--	--	--	--	--	--	--	--	--	--	--	--	--	--	--	--	--
3/16	at Golden State	--		--	--	--	--	--	--	--	--	--	--	--	--	--	--	--	--	--	--	--
3/18	at Denver	--		--	--	--	--	--	--	--	--	--	--	--	--	--	--	--	--	--	--	--
3/20	Chicago	--		--	--	--	--	--	--	--	--	--	--	--	--	--	--	--	--	--	--	--
3/22	Houston	--		--	--	--	--	--	--	--	--	--	--	--	--	--	--	--	--	--	--	--
3/25	LA Lakers	--		--	--	--	--	--	--	--	--	--	--	--	--	--	--	--	--	--	--	--
3/29	Miami	--		--	--	--	--	--	--	--	--	--	--	--	--	--	--	--	--	--	--	--
3/31	at Brooklyn	--		--	--	--	--	--	--	--	--	--	--	--	--	--	--	--	--	--	--	--
4/1	Boston	--		--	--	--	--	--	--	--	--	--	--	--	--	--	--	--	--	--	--	--
4/4	Charlotte	--		--	--	--	--	--	--	--	--	--	--	--	--	--	--	--	--	--	--	--
4/5	Brooklyn	--		--	--	--	--	--	--	--	--	--	--	--	--	--	--	--	--	--	--	--
4/7	at San Antonio	--		--	--	--	--	--	--	--	--	--	--	--	--	--	--	--	--	--	--	--
4/9	at Indiana	--		--	--	--	--	--	--	--	--	--	--	--	--	--	--	--	--	--	--	--
4/11	Atlanta	--		--	--	--	--	--	--	--	--	--	--	--	--	--	--	--	--	--	--	--
	2026-27 TOTALS	**9-8**	**--**	**502**	**498**	**1,000**	**524**	**482**	**1,006**	**14**	**--**	**2,020**	**477**	**488**	**965**	**508**	**495**	**1,003**	**12**	**--**	**1,980**	**40**
	AVG/GAME	**--**	**--**	**29.5**	**29.3**	**58.8**	**30.8**	**28.4**	**59.2**	**14.0**	**14.9**	**118.8**	**28.1**	**28.7**	**56.8**	**29.9**	**29.1**	**59.0**	**12.0**	**11.5**	**116.5**	**2.4**