



New Orleans Pelicans
MEDIA GUIDE

2025-26



CREDITS

Editors
Design, Layout and Production
Photography
Special Thanks

Matt Ryan, Chris Trahan, Henry Valier, Caroline Marcus
Rachel Zinsel, Hollin Caire
Layne Murdoch, NBA Photos
Randy Robles, Bob Rosen, Chris Thorn and the Elias Sports Bureau

© 2025 New Orleans Pelicans

All NBA and team insignia depicted in this publication are the property of NBA Properties, Inc. and the respective teams of the NBA and may not be reproduced for commercial purposes without the prior written consent of NBA Properties, Inc.

The information contained in this publication was compiled by the New Orleans Pelicans and is provided as a courtesy to our fans and the press and may be used only for personal or editorial purposes. Any commercial use of this information is prohibited without the prior written consent of the New Orleans Pelicans.

GENERAL INFORMATION



5800 Airline Drive
Metairie, LA 70003
(504) 593-4700
www.pelicans.com

2025-26 KEY DATES

October 21	Start of the 2025-26 NBA Regular Season	January 5	10-day contracts may now be signed
October 25	NBA G League Draft	January 10	All NBA contracts are guaranteed for the remainder of the season
October 27-Nov. 6	NBA G League Training Camp	January 15	Memphis Grizzlies vs. Orlando Magic (Berlin, Germany)
October 31	Emirates NBA Cup 2025 – Group Play tips off on Prime	January 18	Memphis Grizzlies vs. Orlando Magic (London, England)
November 1	NBA Mexico City Game, Dallas Mavericks vs. Detroit Pistons (Mexico City, Mexico)	January 20-24	NBA Rivals Week
November 6	Rosters set for NBA G League Opening Day (5 p.m. ET)	February 5	NBA Trade Deadline (3 p.m. ET)
November 7	NBA G League Tip-Off Tournament begins	February 13-18	NBA All-Star break
November 28	Emirates NBA Cup 2025 – Group Play concludes	February 13-15	NBA All-Star 2026 (Los Angeles, CA)
December 9-10	2025 Emirates NBA Cup Quarterfinals	March 1	Playoff Eligibility Waiver Deadline
December 13	2025 Emirates NBA Cup Semifinals (Las Vegas, NV)	March 28	NBA G League Regular Season ends
December 16	2025 Emirates NBA Cup Championship (Las Vegas, NV)	March 31	2026 NBA G League Playoffs begin
December 19-22	NBA G League Winter Showcase	April 12	NBA Regular Season ends
December 27	NBA G League 36-game regular season begins	April 13	Rosters set for NBA Playoffs 2026 (3 p.m. ET)
		April 14-17	NBA Play-In Tournament
		April 18	NBA Playoffs 2026 begin
		June 3	NBA Finals 2026 begin

NBA ALIGNMENT

WESTERN CONFERENCE

Northwest Division

Denver Nuggets
Minnesota Timberwolves
Oklahoma City Thunder
Portland Trail Blazers
Utah Jazz

Pacific Division

Golden State Warriors
LA Clippers
Los Angeles Lakers
Phoenix Suns
Sacramento Kings

Southwest Division

Dallas Mavericks
Houston Rockets
Memphis Grizzlies
New Orleans Pelicans
San Antonio Spurs

EASTERN CONFERENCE

Central Division

Chicago Bulls
Cleveland Cavaliers
Detroit Pistons
Indiana Pacers
Milwaukee Bucks

Southeast Division

Atlanta Hawks
Charlotte Hornets
Miami Heat
Orlando Magic
Washington Wizards

Atlantic Division

Boston Celtics
Brooklyn Nets
New York Knicks
Philadelphia 76ers
Toronto Raptors

TABLE OF CONTENTS

LEADERSHIP

9	Gayle Benson
14	Tom Benson
18	Dennis Lauscha
20	Greg Bensel
21	David Chaix
22	Ben Hales
23	Ed Lang
24	Vicky Neumeyer
	Greg Rouchell
25	Michael Stanfield

BASKETBALL OPERATIONS

28	Joe Dumars
29	Troy Weaver
30	Adam Barnes
	Jason Hervey
31	Willie Green
32	James Borrego
33	Jarron Collins
	Casey Hill
34	Aaron Miles
	Mike Hopkins
35	Corey Brewer
	Jodie Meeks
	Greg Monroe
36	Ed Flynn
	Marc Chasanoff
	Jon Moul
37	Rohan Ramadas
	Stephen Alii
	Alex Kaufman
38	Amy Atmore
	Daniel Bove
39	Tom Maystadt
	Stan Williams
	David Jovanovic
40-41	Basketball Operations Staff

PLAYERS

43-44	Roster
45-47	Jose Alvarado
48-50	Saddiq Bey
51	Jeremiah Fears
52-53	Jordan Hawkins
54-56	Herb Jones
57-60	Kevon Looney
61-62	Karlo Matković
63-64	Yves Missi
65-67	Trey Murphy III
68-70	Dejounte Murray
71	Micah Peavy
72-74	Jordan Poole
75	Derik Queen
76-77	Jaden Springer
78-80	Zion Williamson
81	Trey Alexander
82	Hunter Dickinson
83-84	Bryce McGowens

2023-24 SEASON SUMMARY

86	Final Roster & Statistics
87	Game-by-Game Final Results
88	Team Highs and Lows
89	Individual Highs
90	Top Team Performances
	Top Individual Performances
91-92	Miscellaneous Statistics
95	Leadership

94	Missed Games
----	--------------

TEAM HISTORY

96	Year-by-Year Coaches/Assts/Execs
97-118	Year-by-Year Statistics
119-141	All-Time Roster
142-155	All-Time Transactions
156	Draft History
157	Award Winners
158-159	All-Star Weekend
160-161	All-Time Collegiate Roster
162-163	All-Time Numerical Roster
164	Franchise Firsts
	All-Time Attendance Totals
165-167	All-Time Preseason Results/Records

RECORDS

169-170	Team Highs/Lows
171-172	Opponent Team Highs/Lows
173	Individual Highs
174	Opponent Individual Highs
175	Miscellaneous Records
	All-Time Top Team Performances
	All-Time Top Individual Performances
176	Rookie Highs
	Margins/Leads/Highest Score
177	Top Scoring Performances
	Consecutive Games Records
	Triple-Doubles
	20-Point/20-Rebound Performances
178-180	Year-by-Year Comparisons
	Record When
	Record by
	Year-by-Year Leaders
181	Year-by-Year NBA Rankings
182	Career Leaders
183	Franchise Bests
184-188	Playoff Records
	All-Time Game-by-Game
	Year-by-Year Statistics
189-190	All-Time Team Highs and Lows
191	Top Team Performances
192	Top Individual Performances
193	Playoff Leaders

OPPONENTS/NBA

195	Atlanta Hawks
	Boston Celtics
196	Brooklyn Nets
	Charlotte Hornets
197	Chicago Bulls
	Cleveland Cavaliers
198	Dallas Mavericks
	Denver Nuggets
299	Detroit Pistons
	Golden State Warriors
200	Houston Rockets
	Indiana Pacers
201	Los Angeles Clippers
	Los Angeles Lakers
202	Memphis Grizzlies
	Miami Heat
203	Milwaukee Bucks
	Minnesota Timberwolves
204	New York Knicks
	Oklahoma City Thunder

205	Orlando Magic
	Philadelphia 76ers
206	Phoenix Suns
	Portland Trail Blazers
207	Sacramento Kings
	San Antonio Spurs
208	Toronto Raptors
	Utah Jazz
209	Washington Wizards
	2024-25 Standings
210	2024-25 NBA Indiv. Leaders
211	2024-25 NBA Team Indiv. Highs & Lows
212	2024-25 Attendance Totals
	NBA Honor Roll
213	2025 NBA Draft
214-215	All-Time NBA Statistical Leaders
215	All-Time NBA Career Scorers

MEDIA

217	Following the Pelicans/Affiliates
218	Joel Meyers
	Antonio Daniels
	Andrew Lopez
219	Todd Graffagnini
	John DeShazier
220	Erin Summers
	Gus Kattengell
221	Doug Tatum
	Jim Eichenhofer
	Matt Ryan
222	Chris Trahan
	Henry Valier
	Sam Shannon
	Caroline Marcus
223-224	Media Guidelines & Policies

MISCELLANEOUS

226	Smoothie King Center
227	Ticket Map
	Ochsner Sports Performance Center
228	Logos/Marks
229	Uniforms
230	Court Design
231	NBA Information
	International Offices
232-233	2024-25 G League Directory
234-236	Birmingham Squadron
237-241	Community Initiatives
	NBA Cares

STAFF DIRECTORY

EXECUTIVE

Gayle Benson Governor
 Dennis Lauscha President
 Greg Benschel Sr. Vice President of Communications, Broadcast,
 Community and Governmental Relations
 Ben Hales Sr. Vice President/Chief Operating Officer
 David Chaix Sr. Vice President/Chief Financial Officer
 Vicky Neumeyer Sr. Vice President/General Counsel
 Greg Rouchell Sr. Vice President of Human Resources/
 Corporate Counsel
 Michael Stanfield Sr. Vice President of Sales
 Ed Lang Senior Financial Advisor
 Melissa Scott Senior Executive Assistant to the Governor
 Melissa Ann Hoang Executive Personal Assistant to the Governor
 Jeanne Sabathier Executive Assistant to the President
 Eldric Washington Personal Assistant to the Governor

BASKETBALL OPERATIONS

Joe Dumars Executive Vice President of Basketball Operations
 Troy Weaver Sr. Vice President of Basketball Operations
 Adam Barnes Assistant General Manager
 Jason Hervey Director of Player Personnel
 Marc Chasanoff Sr. Director of Cap & Finance
 Jon Moul Sr. Director of Cap & Strategy
 Rohan Ramadas VP of Strategy and Basketball Operations
 Stephen Alli Director of Player Services and Enrichment
 Teniya Page Director of Player Programming & Team Development
 Ashley Amoss Sr. Manager of Basketball Operations
 Davis Smith Basketball Operations Manager
 Owen Iwamasa Basketball Data Systems Manager
 Alex Kaufman Birmingham Squadron General Manager
 Adrian Booker Birmingham Squadron Assistant General Manager
 Ethan Gold Team Development/Player Engagement Liaison
 Elena Randolph Team Development Associate
 Jacob Robinson Basketball Operations Intern
 Patrick Spurgin Director of Pro Personnel
 Mario Elie Scout
 Eric Hampford Scout
 Ron Meikle Scout
 Brian Ormandy Scout
 Jarrett Sutton Scout
 TJ Weaver Scout
 Matt Whinrey Advance Scout
 Peggy McCranie Basketball Operations Receptionist
 Chico Robinson Director of Team Security
 Sherman Mushatt Security Officer
 John Butler Security Officer

COACHING

Willie Green Head Coach
 James Borrego Associate Head Coach
 Jarron Collins Assistant Coach
 Casey Hill Assistant Coach
 Aaron Miles Assistant Coach
 Mike Hopkins Assistant Coach/Director of Player Development
 Corey Brewer Assistant Coach
 Jodie Meeks Assistant Coach
 Greg Monroe Assistant Coach
 Jason Brown Chief of Staff to the Head Coach
 Brandon Demas Player Development Assistant
 Jordan McGuire Player Development Assistant
 Ed Flynn Head Video Coordinator
 Jake McGee Assistant Video Coordinator
 Dom Samangy Basketball Analytics Coordinator
 Keith Omoerah Video/Player Development Assistant

ATHLETIC TRAINING

Amy Atmore Director of Rehabilitation
 Daniel Bove Director of Performance & Sports Science
 Tom Maystadt Head Athletic Trainer
 Dr. Scott Montgomery Team Orthopedic Surgeon
 Dr. Andrew Gottschalk Team Internal Medicine Doctor
 Dr. Jenna Rosen Director of Mental Health and Wellness
 Connor Smith Assistant Athletic Trainer/Physical Therapist
 Mike Montgomery Assistant Athletic Trainer
 Gil Schmidt Assistant Athletic Trainer
 Stan Williams Head Strength & Conditioning Coach/Assistant
 Athletic Trainer
 Jordan Kincaide Strength & Conditioning Coach
 Emeka Akoh Assistant Strength Coach
 Mary Martinko Massage Therapist
 Ariel St. Julien Team Dietician
 Evelyn Shuler Seasonal Sports Nutrition Assistant

EQUIPMENT

David Jovanovic Equipment Manager
 Jaxon Markworth Asst. Equipment Manager/Travel Coordinator
 Adam Mendelson Assistant Equipment/Facilities Manager
 Chris Hereford Equipment and Logistics Coordinator

COMMUNICATIONS

Matt Ryan Executive Director of Basketball Communications
 Chris Trahan Sr. Manager, Basketball Communications
 & Broadcast
 Henry Valier Sr. Coordinator, Basketball Communications
 Sam Shannon Senior Manager, Corporate Communications and
 Community Partnerships
 Caroline Marcus Basketball Communications Associate

BROADCASTING

Todd Minhinnett Executive Producer
 Steve McNelley Executive Director of Broadcast Programming
 & Media Strategy
 Fred Ruckert Senior Manager of Broadcast & Media Partnerships
 Gus Kattengell Executive Producer of Radio
 Joel Meyers TV Play-by-Play Announcer
 Antonio Daniels TV Color Analyst
 Andrew Lopez TV Sideline Reporter
 Erin Summers TV Studio Host/Reporter
 Wesley Johnson TV Studio Analyst
 Todd Graffagnini Radio Play-by-Play Announcer
 John DeShazier Radio Color Analyst
 Amari Mitchell Senior Content Producer/Editor

DIGITAL/SOCIAL MEDIA

Doug Tatum Vice President of Digital Media
 Alex Restrepo Senior Director of Social Media
 Beth Blackburn Senior Director of Digital Platforms
 Loren Savini Director of Digital Content
 Andy Weilbaeher Senior Web Developer
 Jim Eichenhofer Publications & New Media Manager
 Megan Kottemann Social Media Manager
 Ameer Robertson Social Media Manager/Team
 & International Content
 Madison Leavelle Social Media Illustrator
 Tatiana Lubanko Sr. Coordinator, Social Media
 Tatiana Verde Sr. Coordinator, Social Media
 Maeve Dunningan Mobile App Specialist
 Andrew Lang Digital Media Coordinator
 Elsa Curran Digital Media Coordinator
 Kim Quimio TikTok Editor
 Kat Anderson Social Media Associate
 Maggie Rasch Social Media Associate

STAFF DIRECTORY

FINANCE & ACCOUNTING

Mallory Vedros Controller
 Alicia Dupart Senior Payroll Manager
 Justin Pellegrini Financial Reporting Manager
 Jackie Bruce Senior Accountant
 Basem Elkhatib Revenue Finance Manager
 Josh Harris Senior Accounting Coordinator
 Felicia Jones Payroll Specialist
 Teresa Magallanes Accounts Payable Coordinator

HUMAN RESOURCES & ADMINISTRATION

Matt Sharpe Vice President, Associate General Counsel
 Mary Vinet Senior Director People and Benefits
 Linley Fenlason Director of Talent Acquisition and Retention
 Jay Romig Executive Director, Administration
 Brittany Whitsell Executive Director,
 Community, Impact and Culture
 John Berfect Mail Clerk
 Charlene Brown Benefits and Legal Coordinator
 Katie Keane Human Resources Coordinator
 Tori Scott Receptionist

INFORMATION TECHNOLOGY

Jody Barbier Vice President of Information Technology
 Jeff Huffman Sr. Director of IT Security and Administration
 Kelvin Smith Director of Network Operations
 Chris Chapital Sr. Manager, Computer and Information Systems
 Robert Crump Computer Information Systems Coordinator
 Joaquin Burras IT Support Specialist
 Daniel Smith IT Support Specialist
 Miles Richards IT SkillBridge

BUSINESS INTELLIGENCE

Rich Barbier VP, Consumer Insights & Analytics
 Victoria Boldis Consumer Insights and Analytics Manager
 Eli Chadick Consumer Insights Analyst
 Matthew Rubenstein Consumer Insights Analyst
 Romina Weng Consumer Insights Analyst
 Jake Sellers Data Engineer

GOVERNMENTAL RELATIONS & BUSINESS OPERATIONS

Stephen Pate Vice President of Business Operations
 Ian Tigchelair Sr. Director, Operations & Event Logistics
 Katie Krajcer Sr. Director, Operations & Event Policies
 Morgan Parmer Sr. Manager, Fan Experience
 Nate Degen Sr. Manager, Business Operations
 Megan Fournier Sr. Manager, Event Policies
 Grant Segar Senior Coordinator,
 Communications, Government Relations & Special Projects
 Brady Johnson Event Policies Coordinator
 Hayden Henley Business Operations Coordinator
 Thomas Saer Fan Experience Coordinator

Community

Elicia Broussard Sheridan Vice President of Community
 Relations & Youth Sports Development
 Jason Lapouble Senior Manager, Youth Sports Development
 Breanne Mitchell Sr. Coordinator, Community Relations
 Morgan Causey Community Relations Associate
 Lily Taylor Youth Sports Development Associate

MARKETING AND GAME EXPERIENCE

Mel Barry Sr. Director, Brand Marketing
 Hollin Caire Design Director
 Alicia Abbott Brand Manager
 Katie Bernard Digital Marketing Manager
 Andrew Soules Marketing Manager
 Steve Stanfield Email Marketing Manager

Luke Halvorsen Senior Graphic Designer
 Rachel Zinsel Graphic Designer
 Stephanie Shih Junior Designer
 Pashen Barrow Assistant Project Coordinator
 Mariana Jerez Senior Manager, Special Events
 Nathan Kane Event and Program Coordinator
 Bekah Spansel Entertainment Team Manager
 Chrissy Flores Director of Game Experience
 Hailey Williams Manager, Game Experience
 Kinsey Hopkins-Campbell Senior Coordinator, Game Experience
 Josh Phillips Senior Coordinator, Live Entertainment
 Benji Shokrian Senior Coordinator, Live Entertainment
 Dylan Turley-Rule Game Experience Coordinator
 Avery Bouchard Game Experience Associate
 Allie Furman Game Experience Associate
 Benjamin Grinsteiner Game Experience Associate

PRODUCTION

Shaneika Dabney-Henderson Vice President of Production
 James Crosbie Sr. Director of Production
 Brianna Latino-Stubbs Director of Production
 Layne Murdoch Jr. Director of Photography & Live Events
 Jon Lavengetto Sr. Content Manager
 Jon Mahody Sr. Content Manager
 Edwin Ford Production Manager
 Brendan Hassett Senior Content Producer/Editor
 Nico Valerga Motion Graphics Manager
 Forest Gaines Senior Producer
 Justin Robbins Producer/Editor
 Waylon Washington Producer/Editor
 Ryan Micklin Videographer
 Solomon Crouch Motion Graphics Coordinator
 Benjamin Johnson Motion Graphics Coordinator
 Buster Verheek Video Production Assistant
 Meredith Hamm Video Production Associate
 Marissa Michael Video Production Associate
 Rin Andrews Motion Graphics Associate

SEASON TICKET SALES & RETENTION

Matt Dixon Vice President of Ticket Sales
 Chris Guidry Senior Director of Ticket Sales
 Cody Link Senior Manager of Ticket Sales
 Courtney Gros Senior Sales & Retention Account Executive
 Blake Leonard Senior Sales & Retention Account Executive
 Jordan Thomas Senior Sales & Retention Account Executive
 Mallory Panzavecchia Sales & Retention Account Executive
 Austin Busby Sales & Retention Account Executive
 Reese Drezins Season Ticket Account Executive
 William Fralix Season Ticket Account Executive
 Brian Mensch Season Ticket Account Executive
 Noah Reiter Season Ticket Account Executive
 Tyler Sherman Season Ticket Account Executive
 Jimmy Creamer Season Ticket Account Executive
 Bryson Parker Game Day Ticket Service Manager
 Josh Daniels Season Ticket Service Manager
 Russell Houston Season Ticket Service Coordinator
 Kevin Ashworth Season Ticket Service Representative
 Melanie Baker Season Ticket Service Representative
 Andrea Favorite Season Ticket Service Representative
 Anjanette Jones Season Ticket Service Representative
 Michael Marque Season Ticket Service Representative
 Catherine Meisch Season Ticket Service Representative

PREMIUM SEATING

Brian Bean Sr. Manager, Premium Sales
 Robbie Lynch Sr. Premium Seating Account Executive
 Jesse Nantz Sr. Premium Seating Account Executive

STAFF DIRECTORY

Gabriel Chasin Premium Seating Account Executive
Ally Musso Premium Service Coordinator
Madison Taliaferro Premium Service Coordinator

GROUP TICKET SALES & SERVICE

Chris Harpster Group Sales Manager
Elias Bloodsaw Group Sales Account Executive
Taraneh Brown Group Sales Account Executive
Matthew Matthies Group Sales Account Executive
Frank Timphony Group Sales Account Executive
Sophie Lazear Group Service Coordinator
Jack Kaplan Group Service Coordinator
Chase Augustus Group Inside Sales Associate
Danielle DeMarco Group Inside Sales Associate

TICKET OPERATIONS

Blake Simon Senior Director of Ticket Service & Operations
Kevin Blau Director of Ticket Operations
Austin Myers Box Office Manager
Angela Leon Ticket Administration Manager
Anna Haun Ticket Operations Coordinator
Emerson Nance Ticket Operations Coordinator
Aaron Levit Ticket Operations Associate
Chad Stranges Ticket Operations Associate

INSIDE SALES

Larry Staub Manager, Inside Sales
Carolyn Conrad Inside Sales Associate
Sophia Dones Inside Sales Associate
Samantha Kiel Inside Sales Associate
Jack Levine Inside Sales Associate
Carson Prueett Inside Sales Associate
Dante Ratto Inside Sales Associate
Sydney Similie Inside Sales Associate
Giannis Tsahageas Inside Sales Associate
Jack Wikoff Inside Sales Associate

CORPORATE PARTNERSHIPS

Matt Webb Vice President of Corporate Partnerships
Justin Baldinger Director, Partnership Sales & Strategy
Erica Bernadas Director, Partnership Marketing,
..... Sales & Innovation
Taylor Johnson Director, Partnership Marketing
Victoria Weber Sr. Manager, Partnership Sales
Blair Positerry Graphic Design & Events Manager
William Bellamy Partnership Sales, Account Manager
Andrew Boylan Partnership Sales, Account Manager
Michael Wolfert Partnership Sales, Account Manager
Brady Wijbrandts Account Executive, Media and
..... Partnership Sales
Leslye Barnette Partnership Marketing Manager
Sara Hayes Partnership Marketing Manager
Sydney LaBiche Partnership Marketing Manager
McKell McLaughlin Partnership Marketing Manager
Cullen Munz Partnership Marketing Manager
Russell Tebeleff Partnership Marketing Manager
Ashley Livaccari Corporate Partnership Project Coordinator
Mary Beth Carman Partnership Marketing Coordinator
Tania Chavez Partnership Marketing Coordinator
Anna Jacobsen Partnership Marketing Coordinator
Andrew Lawrence Partnership Marketing Coordinator
Caitlin Link Partnership Marketing Coordinator
Meghan Rotolo Partnership Marketing Coordinator
Leon Ivy Partnership Sales and Media Associate
Joshua Rassner Partnership Marketing Associate

LEADERSHIP

SMOOTHIE KING



SMOOTHIE KING

SMOOTHIE KING

SMOOTHIE KING



SMOOTHIE KING



SMOOTHIE KING



SMOOTHIE KING



SMOOTHIE KING

SMOOTHIE KING

SMOOTHIE KING



SMOOTHIE KING

SMOOTHIE KING

SMOOTHIE KING



SMOOTHIE KING

SMOOTHIE KING

SMOOTHIE KING



LEADERSHIP



GAYLE BENSON **GOVERNOR**

Gayle Benson provides leadership for the New Orleans Pelicans and New Orleans Saints as Governor, succeeding her husband, Tom Benson, who passed away on March 15, 2018, after purchasing the Saints in 1985 and the Pelicans franchise in 2012. The New Orleans native is an accomplished business professional and philanthropist with strong ties to the local community and a dedication to the growth and enhancement of the Gulf South region.

Mr. and Mrs. Benson worked together to build model NBA and NFL organizations, housed in state-of-the-art facilities at the Ochsner Sports Performance Center, Smoothie King Center, and Caesars Superdome, while making a positive impact in the community.

Immediately upon Mr. and Mrs. Benson's purchase of the former Hornets franchise from the NBA in 2012, construction began on a state-of-the-art basketball practice facility to house the entire organization together, and the franchise was rebranded as the Pelicans. Through agreements with the State of Louisiana, the Smoothie King Center has undergone a complete renovation since the 2012 purchase, featuring a new center-hung HD scoreboard, which debuted in 2015, along with several additional fan upgrades. Because of the Bensons' commitment to the arena, NBA All-Star Weekend was awarded to New Orleans in 2014 and 2017, making the city one of just seven current NBA markets to host the mid-season event at least three times.

Active in league affairs, Mrs. Benson serves as a member of the NBA's Labor Relations Committee and was named to the NBA Foundation Board of Directors in 2020. As a board member, she is constantly an advocate for the city of New Orleans and the state of Louisiana. Since her 2020 addition, every distribution by the foundation has benefited New Orleans nonprofits. On the court, she oversaw a significant overhaul of the Pelicans in 2019 when she hired Executive VP of Basketball Operations David Griffin and committed to significant upgrades to the Ochsner Sports Performance Center's basketball facilities. Through the support of these organizational improvements by Mrs. Benson, combined with several important player acquisitions through the draft, free agency and trades and the hiring of Head Coach Willie Green, the Pelicans have established a strong foundation, reaching the 2023-24 playoffs. In 2025, Mrs. Benson hired Joe Dumars as Executive Vice President of Basketball Operations for the Pelicans.

In addition to running both an NBA and NFL franchise, Mrs. Benson led the relocation and renaming of the Pelicans G-League affiliate, the Birmingham Squadron. The name, which was announced in 2021, not only references Benson's NBA team (a Squadron is a group of Pelicans), but honors Alabama's military history. The decision to place the team in Birmingham came easily to Mrs. Benson, who has shown a perpetual effort to grow both the game of basketball and the Gulf South economy. In their inaugural season, the Squadron made the playoffs and ranked second in league attendance. Benson's commitment to the Birmingham community is apparent in her investments to various local organizations.



Under the guidance of Mr. and Mrs. Benson, the Saints have reached new heights since 2006, when they entrusted Executive-Vice President/General Manger Mickey Loomis to set the direction for the organization, responding by making important coaching hires and continually supplementing and upgrading the roster through the draft, free agency and trades. Since then, the franchise has reached its highest point of success, posting a 184-124 record from 2006-23, featuring 11 winning seasons, nine playoff berths, seven division titles, three NFC Championship appearances and the Super Bowl XLIV title. In 2025, Mrs. Benson and Loomis hired former Philadelphia Eagles Offensive Coordinator Kellen Moore as head coach, igniting a new era of Saints football. Under Mrs. Benson, Loomis and Moore, the Saints will continue their commitment to building a strong and exciting football team, primed to compete this season and into the future.

LEADERSHIP

Thanks to her leadership, Mrs. Benson contributed \$180 million to the five-year, \$560 million multi-phase transformation of the Caesars Superdome that made its debut for the 2024 Saints season and Super Bowl LIX, resulting in a world-class stadium with state-of-the-art amenities for the football team and their supportive fans. The Caesars Superdome has been sold out on a season ticket basis for every campaign since 2006, with a waiting list of over 73,000 and 192 consecutive sellouts for contests played at the venue. The Ochsner Sports Performance Center, one of the most cutting-edge practice facilities in the NBA, underwent significant renovations to enhance the overall experience in every facet of basketball operations in the summer of 2024.

Community investment and giving back have been hallmarks of Mr. and Mrs. Benson's ownership of the Pelicans and Saints. This tradition continues under the stewardship of Mrs. Benson, who shares her late husband's vision and passion for helping others. She has further enriched the New Orleans community through her support of causes in the health and wellness, cancer care, education, arts and faith-based sectors.

As dedicated corporate citizens, the Pelicans and Saints annually put millions of dollars back into the community in financial support, in-kind donations, charitable appearances and donations of goods and services. Mrs. Benson's philanthropic leadership has been recognized far and wide since she became Governor.

Mrs. Benson has always quickly responded and taken action to conditions that affect the local community adversely. Following the 2025 New Year's Day tragedy on Bourbon Street, funds were immediately used by the Greater New Orleans Foundation from a \$1.25 Million donation over the summer to the foundation's "Gayle and Tom Benson Disaster Relief Fund" to support the victims and their families by providing each affected family the necessary resources and vital assistance needed. Following the terrorist attack, Mrs. Benson, the NFL Foundation and Ochsner Health immediately answered the call, collaborating on a \$1.5 Million donation to further support the community's relief efforts for the victims.



With the COVID-19 pandemic and Hurricane Ida providing multiple challenges to the New Orleans area and its citizens over a two-year period, Mrs. Benson donated over \$2 million, partnering with the Greater New Orleans Foundation to assist local organizations and individuals in need to help the region and its residents recover from difficult circumstances. In 2020, utilizing the platform of the Pelicans and Saints to harness the unifying power of sport to advance race relations across both the Gulf South and the country, she formed the Social Justice Leadership Alliance to advocate for issues of change in minority communities.

In 2014, Mrs. Benson was honored by the New Orleans Council for Community and Justice with its Weiss Award, recognizing achievement for exceptional civic and humanitarian contributions. In 2015, the couple were honored by the regional chapter of the Anti-Defamation League with the A.I. Botnick Torch of Liberty Award. In 2018, she and Mr. Benson (posthumously) were honored by two of the city's leading higher education institutions. They received a Dermot McGlinchey Lifetime Achievement Award from Tulane University, honoring those who have demonstrated service, volunteer involvement and commitment to Tulane and their hometown communities and were inducted into the University of New Orleans' Hall of Distinction.

In 2019, Mrs. Benson received several important honors. She was honored by Xavier University of Louisiana with the Sister Maris Stella "Women of Faith" Award and was recognized by the UNCF with the group's MASKED Award for her support of educational opportunities for all. Additionally, Mrs. Benson was honored by the Allstate Sugar Bowl Chapter of the National Football Foundation/College Football Hall of Fame with its Distinguished American Award. The National World War II Museum selected her as an American Spirit Medallion recipient. The Greater New Orleans Foundation also honored Mrs. Benson with the organization's Spark Plug Award, given to an individual whose philanthropy in the greater New Orleans community has been exemplary.

LEADERSHIP

In 2021, Mrs. Benson was presented by the University of Holy Cross with its Spes Unica Award, the educational institution's highest honor, based on her support of the university's mission to educate both the mind and heart. She was the Times-Picayune's 2021 Loving Cup award winner, an honor which has been presented since 1901 to men and women who have performed exemplary service to the community without expecting material recognition.

In 2022, Mrs. Benson was recognized by the local charity, Clover, as a co-recipient of the Reverend Beverley Warner Ward, for her extensive work with the non-profit whose mission is to educate children, strengthen families and build community. Mrs. Benson was honored by the American Cancer Society's Louisiana Chapter with their 2022 Heart & Soul Award for her constant support in the fight against cancer through the services provided to cancer patients, families and caregivers at Ochsner's Gayle and Tom Benson Cancer Center. She was also recognized by the Southeast Louisiana Council, Boy Scouts of America with their 2022 "Distinguished Citizen" Award.



In 2023, Mrs. Benson was honored as a "Louisiana Legend" by Louisiana Public Broadcasting for distinguishing herself in the sports field and through her philanthropy. Realizing the need for the commitment to people with disabilities by her sports organizations and business ventures, whether enhancing their fan experience or providing employment opportunities/support, she was selected for the 2023 Human Highlight Never Moment Award by the KultureCity organization. With Mrs. Benson's encouragement, the Saints became a founding partner of the HBCU Legacy Bowl all-star game held in New Orleans, establishing financial support for the contest and its week of events, which includes hosting a scouting combine for participants at the Ochsner Sports Performance Center and a career fair for both players and HBCU students. The career fair attracts over 100 regional and national employers to help provide opportunities and networking for HBCU students. In recognition of her support of the events, Mrs. Benson received the 2023 Black College Football Hall of Fame Founders Award. Mrs. Benson was also inducted into the Louisiana Center for Women in Government & Business (LCWGB) Hall of Fame alongside former Louisiana first lady, Donna Edwards. Mrs. Benson also received the Lifetime Achievement Award from the LCWGB, which recognized her remarkable achievements in business and her unwavering generosity toward various causes across the state of Louisiana.

In 2024, at Washington Mardi Gras, Mrs. Benson received the Humanitarian of the Century Award from U.S. Senator John Kennedy, which recognized her continuous philanthropic efforts throughout New Orleans, the state of Louisiana, and the Gulf South region. In November, Mr. and Mrs. Benson were inducted into the Greater New Orleans Sports Foundation Hall of Fame for their instrumental work in leading the efforts with the Sports Foundation to bring five Super Bowls, four NCAA Men's Final Fours, three NBA All-Star Games, and several other major sporting events to New Orleans. NFL Commissioner Roger Goodell was in attendance, introducing Mrs. Benson with the honor.

In 2025, Louisiana Senate President Cameron Henry appointed Mrs. Benson as President of the French Quarter Terrorism Attack



Memorial Commission in recognition of her leadership in honoring the victims of the January 1, 2025 attacks and for her guidance in the vision, planning, and implementation of a permanent memorial to honor the victims, survivors, and all those impacted. Mrs. Benson was also honored with the New Orleans Police and Justice Foundation's (NOPJF) Honorary Crime Fighter Award, the Foundation's highest recognition, presented to individuals who have made extraordinary contributions to public safety, supported the mission of the New Orleans Police Department (NOPD), and demonstrated a deep commitment to building a safer New Orleans. She is only the third recipient of this award in the NOPJF's 30-year history. In August of 2025, Mrs. Benson was appointed by Commissioner Roger Goodell to serve as Chair of the NFL Legislative Committee, leading efforts to build a sustainable government relations strategy. In this role, Mrs. Benson is committed to ensuring the League remains at the forefront of policy discussions and legislative developments that impact its operations and long-term interests.

LEADERSHIP



In October of 2025, Mrs. Benson led the Saints' effort to finalize the Caesars Superdome lease extension agreement, a landmark initiative that secures the team's presence in New Orleans for decades and exemplifies her unwavering commitment to long-term investment, collaboration, and partnership with the city of New Orleans and State of Louisiana.

In addition to serving on the boards of several local educational institutions and the New Orleans Museum of Art, Mrs. Benson is also a member of the Audubon Commission, which oversees the Audubon Nature Institute.

Mrs. Benson has been a longtime trusted and valued member of the local Catholic community, reflecting her deep religious faith. She has worked tirelessly with the Archdiocese of New Orleans' Catholic Charities organization and its umbrella agencies that feature almost 50 programs and three affiliated ministries. These organizations deliver health and human services to those in need in the eight Southeast Louisiana parishes, which the Archdiocese serves, as well as food and nutrition services throughout the state. Mrs. Benson has worked closely with St. Louis Cathedral's Rite of Christian Initiation for Adults (RCIA) program. Currently, she is in the midst of leading an unprecedented effort to repair and restore the St. Louis Cathedral with the Our City, Our Cathedral campaign, which aims to restore the city's most iconic building after suffering from nearly two centuries of wear and tear, water damage and settling.

Mrs. Benson's support of the Catholic Church has been recognized numerous times locally, nationally and on an international level. In 2002, she received the Medal of the Order of St. Louis Award for dedication to the Church. In 2010, she became an Honorary Oblate of Mary Immaculate and in recognition of longstanding support of Catholic education, Mr. and Mrs. Benson received the St. Elizabeth Ann Seton Award from the National Catholic Educational Association (NCEA). In 2012, Mr. and Mrs. Benson received from Pope Benedict XVI the Pro Ecclesia et Pontifice award, which recognizes outstanding service to the Church and the Pontiff, the highest Papal award granted to a lay person. She holds a leadership role after being inducted as Dame Commander with Star in the Equestrian Order of the Holy Sepulchre of Jerusalem and is a commander of the Order of St. Lazarus, a confraternity of Christian faithful who profess their commitment to Jesus Christ.

In February 2024, she was recognized by FADICA, the leading Catholic philanthropic network of foundations and donors supporting Catholic activities and initiatives, with the Mary Magdalene Medal of Service, which recognizes someone who shares their time, talent and treasure with the Church. She was also the recipient of the Catholic Community Foundation's 2024 St. John Paul II Award, a prestigious honor presented by the Archbishop and the foundation to an outstanding Catholic layperson who exhibits unwavering faith, inspirational generosity, and a deep commitment to the New Orleans community. In December, Mrs. Benson was also honored by the Catholic Near East Welfare Association (CNEWA), a papal agency for humanitarian and pastoral support, at their annual "Healing & Hope Gala" in New York City with its Faith & Culture Award, annually given to a prominent advocate for the presence of faith in culture.

Mrs. Benson began her professional career in 1968 as a manager for a noted New York-based jeweler. She was responsible for overseeing and managing the daily operation of over 40 sales associates. She then branched out into real estate development, which allowed her to successfully integrate her passion for interior design with property management. Her first real estate transaction occurred in 1978 when she purchased a home in New Orleans's Irish Channel and then sold the property eight months later after extensive restoration. She would go on to purchase, manage and eventually sell numerous properties, primarily in the city's Uptown district.

In 1975, Mrs. Benson began a 30-year design industry career where she achieved tremendous success. Throughout the course of her interior design career, she was recognized with numerous professional awards and served as an inaugural member on the Louisiana State Board of Licensing for Interior Designers for four years. She directed numerous major design efforts with her clients, including the Caesars Superdome (formerly



LEADERSHIP

Louisiana Superdome and Mercedes-Benz Superdome), several of the city's most prestigious hotels, local supermarket chains, automobile dealerships, yachts and many others.

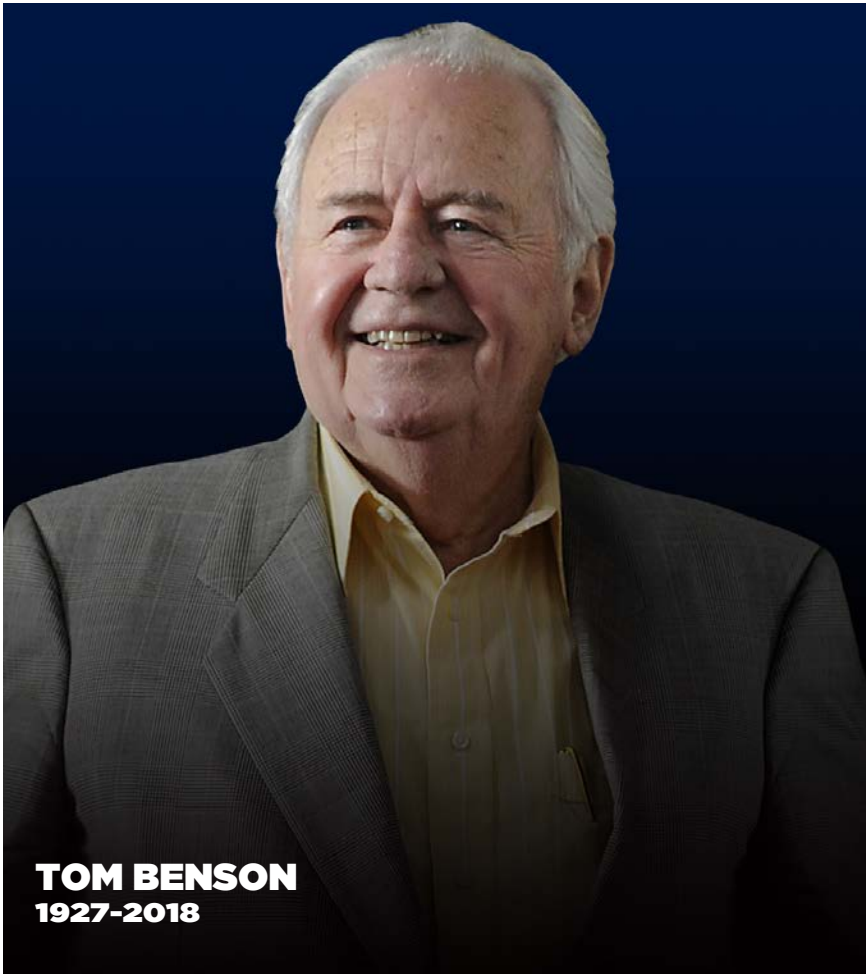
In 2000, Mrs. Benson worked with the Superdome on renovations to the iconic New Orleans landmark's third and fourth level public spaces, in addition to renovations on select suites. She also owned and developed a commercial real estate building on the corner of Laura and Octavia Streets, a women's clothing private enterprise called "Toujours la Ligne" and a designer's showroom called "Designers Resource" which served as a wholesale location for designers and architects seeking to purchase fabric, wall coverings and accessories. The Men of Fashion Committee recognized Mrs. Benson as one of the "Ten Best Dressed Women in New Orleans" in 1983.

In addition to her ownership of the Pelicans and Saints, Mrs. Benson established GMB Racing Stables in 2014 with an initial purchase of seven colts and hiring three veteran trainers, all with Louisiana ties. In 2016, two of the thoroughbreds, Mo Tom and Tom's Ready, participated in the Kentucky Derby. Another thoroughbred, Lone Sailor, ran in the 2018 Kentucky Derby and Preakness. She owns Benson Farm in Paris, Ky., a 1,000-acre farm with nearly 50 horses. As part of her passion for horse racing, she is a member of the esteemed Jockey Club of New York. Mrs. Benson also serves as Owner of seven automotive dealerships (Best Chevrolet, Cadillac of New Orleans, Mercedes-Benz of New Orleans, Mercedes-Benz Van Center, Mercedes-Benz of South Mississippi, Porsche New Orleans, Volkswagen of Mississippi, Infiniti of South Mississippi), three premier collision centers across Mississippi and Louisiana, Benson Tower, Benson Capital Partners, Corporate Realty and is also a co-owner of the Hyatt Regency New Orleans.

Mrs. Benson was born in New Orleans and grew up in the Old Algiers section of the city. She began her education in Catholic schools and in 1966 graduated from Martin Behrman High School in Algiers. She received a Doctorate of Letters from Notre Dame Seminary in 2014. Serving as keynote speaker at their respective commencement ceremonies, Mrs. Benson has been awarded honorary degrees from University of Holy Cross (2015), Southern University of New Orleans (2021), Delgado Community College (2022) and an Honorary Doctor of Humane Letters from Loyola University New Orleans (2019).

Mr. and Mrs. Benson married on October 29, 2004 at the Immaculate Conception Memorial Chapel.

LEADERSHIP



TOM BENSON
1927-2018

In a career in business and professional sports that spanned over 70 years, Tom Benson was an endearing figure in his hometown of New Orleans as well as throughout the NBA and the NFL. Mr. Benson served as the owner of the New Orleans Pelicans since 2012 and the New Orleans Saints since 1985 until his death on March 15, 2018. He was survived by his wife Gayle.

In 2012 Mr. Benson purchased the Hornets franchise from the National Basketball Association, which was successfully rebranded as the Pelicans. The objectives in his ownership of the basketball team were the same as his stewardship of the Saints: to produce a team on-the-court that will compete for championships every year, while making a significant positive impact off-the-court in the community. Upon the ownership transfer, construction immediately started on a state-of-the-art basketball practice facility adjacent to the Saints practice fields, which now comprises the Ochsner Sports Performance Center, with the entire Pelicans organization being housed together for the first time in the franchise's history. Through agreements with the State of Louisiana upon the purchase of the Pelicans, the Smoothie King Center has undergone nearly a complete renovation since the 2012 purchase, featuring a new center-hung HD video scoreboard in 2015, along with several fan upgrades. On the court, after Mr. Benson inherited a team that finished with the worst record in the NBA's Western Conference in 2011-12, the Pelicans have built through a combination of the draft, free agent signings and trades to become a stable and successful organization.

LEADERSHIP

BENSON MILESTONES



1985: Ownership of the Saints officially transferred to Tom Benson on May 31 and he becomes managing general partner of the club.

1986: The Benson influence begins as the owner puts his management team in charge of the franchise, hiring Jim Finks as president/general manager and Jim Mora as head coach.

1987: The Saints post a then-franchise-best 12-3 record—including victories in the final nine contests—and make the playoffs for the first time.

1988: The Saints finish 10-6, posting a double-digit victory total again and achieving consecutive winning seasons for the first time.

1989: Mr. Benson appointed Chairman of the league's most influential group, the NFL Finance Committee, a position he kept for three separate stints, before most recently stepping down in 2013.

1990: After winning six of their last nine games, the Saints earn their second playoff appearance by finishing second in the NFC West.

1991: New Orleans clinched its first division championship with an 11-5 record and capture the NFC West.

1992: The Saints post a 12-4 record and host a playoff game for the second-straight year. Mr. Benson assumes sole ownership of the club.

1993: The Saints finish second in the NFC West, with the club recording its seventh-straight non-losing season.

1996: Marking a first for the organization, the coaches, players and staff are housed under one roof with the opening of the team's state-of-the-art facility in Metairie.

2000: New Orleans wins the NFC West with a 10-6 record. The Saints win their first playoff game, a 31-28 thriller over St. Louis in the Superdome.

2002: The city hosts its fourth Super Bowl during Mr. Benson's tenure as owner. Mr. Benson promotes Mickey Loomis to General Manager of Football Operations.

2003: Mr. Benson again appointed Chairman of the Finance Committee; Construction of new indoor practice facility and other improvements are finished before training camp, as the club holds camp in Metairie for the first time in franchise history.

2005: After Hurricane Katrina ravaged the Gulf South on the verge of the NFL's opening weekend, Benson was forced to move the club's entire operation. Under his leadership, the Saints were able to continue the season, including holding four games in Baton Rouge. The club established the Hurricane Katrina Relief Fund, raising over \$1 million.

2006: The team returns to Louisiana, with Mr. Benson positioning the club as an emblem of the state's resolve and determination in rebuilding. The Saints—selling out on a season-ticket basis for the first time—win the NFC South title under the guidance of new head coach Sean Payton and the spark of free agent acquisition Drew Brees, finishing at 10-6. The victory total included a memorable, 23-3 win over Atlanta in the reopening of the Superdome. The team advanced to the NFC Championship for the first time in franchise history. Payton and Loomis were consensus choices for the NFL Coach of the Year and NFL Executive of the Year awards respectively.

2008: Mr. Benson purchases WVUE, making FOX-8 the only network-affiliated television station in the New Orleans market that is wholly locally owned. The Saints defeat the San Diego Chargers at London's Wembley Stadium, playing in their first regular season game outside the United States.

2009: In what Mr. Benson considers part of his legacy in Louisiana, the New Orleans native reaches an agreement with the state through 2025 that will create a new Sports Development District downtown, including a completely renovated Mercedes-Benz Superdome. The Benson family purchased and redeveloped two properties—each adjacent to the Superdome—an economic windfall for the region without any new taxes. New Orleans is selected by the NFL to host Super Bowl XLVII, to be played on February 3, 2013, with Mr. Benson serving as the city's

LEADERSHIP

leading advocate in the campaign. It is the fifth time New Orleans will host the Super Bowl since he's owned the club. On the field, the Saints enjoy their most successful season in franchise history. New Orleans sets a club record for victories with a 13-3 regular season, capturing the NFC South title. The Saints then hosted the NFC Championship game for the first time and advance to their first Super Bowl with a 31-28 overtime victory over the Minnesota Vikings on January 24, 2010. New Orleans then defeated the Indianapolis Colts, 31-17, on February 7, 2010, in Super Bowl XLIV at Sun Life Stadium in South Florida to give the Saints their first-ever NFL title.

2010: Sparked by a six-game winning streak, the Saints finish 11-5 and qualify for the playoffs, making back-to-back postseason appearances for the first time since 1992.

2011: The Saints enjoy an eight-game winning streak to end the regular season and finish 13-3, capturing their second NFC South title in three seasons. The team sets the NFL single-season record for total net yardage, while Brees and RB Darren Sproles set the NFL's single-season passing yardage and all-purpose yardage records.

2012: Continuing his longstanding commitment to the Gulf South region and the City of New Orleans, Mr. Benson agrees to purchase the National Basketball Association's New Orleans Hornets. The Saints practice facility undergoes a multimillion dollar renovation and expansion, which will house both the NFL and NBA clubs under one roof. Brees sets an NFL record that stood since 1960, as he threw a touchdown pass in 54 consecutive games.

2013: The City of New Orleans hosts Super Bowl XLVII on February 3, the 10th time the Crescent City has hosted the league's championship game (tied for first with South Florida) and the fifth time during Mr. Benson's ownership tenure. The Pelicans make their debut under the team's new namesake on Wednesday, Oct. 30 at Opening Night against the Indiana Pacers.

2014: New Orleans and the Pelicans host the 2014 NBA All-Star festivities from Feb. 14-16 for the second time in six years. For the first time in its history, the home of New Orleans' NBA team has naming rights as the New Orleans Arena becomes the Smoothie King Center as the locally-born company makes the ultimate commitment to the city.

2015: The Pelicans make the postseason for the first time under Mr. Benson's ownership. The team finishes the regular season 45-37, marking both the first winning season and playoff appearance since the 2010-11 season. The postseason run is the first under the new Pelicans identity.

2017: New Orleans hosts NBA All-Star Weekend for the second time under Mr. Benson's ownership, and the third time overall, making the Crescent City one of just six current NBA markets that have hosted the event three times. Pelicans forward Anthony Davis is named a starter for the Western Conference and earns MVP honors of the NBA All-Star Game, scoring an All-Star Game record 52 points. On July 26, the New Orleans Pelicans and Saints announce a multi-year agreement with Ochsner Health System to re-name the campus on Airline Drive the Ochsner Sports Performance Center. On Oct. 25, the Pelicans and Zatarain's announce a new integrated marketing partnership featuring the company's name, brand and logo on the team's uniforms beginning with the 2017-18 NBA season.

2018: The 2017-18 New Orleans Pelicans finish the regular season with 48 wins - the third most in franchise history - and make the playoffs for the second time since Mr. Benson's purchase. New Orleans secures a first round sweep of third-seeded Portland, advancing to the Western Conference Semifinals for just the third time in franchise history. In March, Mr. Benson passes away at the age of 90, and Mrs. Benson becomes Owner of the Pelicans, Saints and Mr. Benson's business enterprises.



2019: Mrs. Benson completes her first season as Owner of the Pelicans and the organization begins taking steps for the next chapter of professional basketball in the Crescent City. On April 17, Mrs. Benson names highly sought-after front office veteran David Griffin as the new Executive Vice President of Basketball Operations. Upon Griffin's appointment, the Pelicans also add renowned athletic trainer Aaron Nelson as Vice President of Player Care & Performance on May 8, Trajan Langdon as General Manager on May 19, and WNBA-veteran Swin Cash as Vice President of Basketball Operations and Team Development on June 10, making her one of the highest ranking female executives in the NBA. On May 14, New Orleans defies the odds, and, with just a six-percent chance, wins the 2019 NBA Draft Lottery, leading to the franchise selecting Duke's Zion Williamson with the first overall pick in the 2019 NBA Draft on June 20. In July, Griffin and his front office staff execute the trade of All-Star forward Anthony Davis to the Los Angeles Lakers that nets the Pelicans a historic number of young players, draftees and future draft picks, radically re-shaping the roster ahead of the 2019-20 season. During the off-season, the Pelicans' practice facility at the Ochsner Sports Performance Center undergoes a multi-

LEADERSHIP

million dollar renovation, which includes a completely re-envisioned weight room, medical facilities and team locker room.

2020: Mrs. Benson formed the Gayle Benson Community Assistance Fund, starting with a personal \$1 million donation in response to the COVID-19 pandemic. In addition to her donation, a significant amount of additional money has been raised through her encouragement and the commitment of the local business community, with the donations being disbursed through the Greater New Orleans Foundation with an emphasis on individuals working in the restaurant, service and gig industries who have been severely impacted by the pandemic. In addition, Mrs. Benson created the New Orleans Pelicans and Saints Social Justice Leadership Alliance. An internal action team, the Social Justice Leadership Alliance is guided by the direction and advice of Pelicans and Saints players. The Alliance was created to listen and learn, create programming and develop action items to impact positive social justice change. The primary areas in which the Social Justice Leadership Alliance will focus include education and civic engagement, justice system, police and economic reform.



2021: Following an extensive search led by Mrs. Benson, Griffin, and Langdon, Willie Green was introduced as the eighth head coach of the New Orleans Pelicans. After a 12-year career as a player, Green served five seasons as an NBA assistant coach with Phoenix and Golden State from 2016-21.

On and off the court, the Pelicans, under Mrs. Benson's leadership, respond to Hurricane Ida, which battered the Louisiana Coast on August 29. Starting with a \$1 million donation to the Pelicans and Saints Gulf Coast Renewal Fund, over \$5 million would be raised to support deserving nonprofits supporting relief and rebuilding

efforts on the Gulf Coast.

2022: The Pelicans earned their first playoff berth since 2018 despite a 1-12 start to the season to earn the ninth seed and reach the postseason Play-In Tournament. The Pelicans defeated San Antonio and the LA Clippers to clinch a First Round matchup against the Phoenix Suns, in which they pushed the one-seed to six games.

In a presentation held at the Ochsner Sports Performance Center, Mrs. Benson received the New Orleans Times-Picayune Loving Cup Award for 2021, which annually has been awarded to New Orleanians whose philanthropic efforts and community involvement soar above and beyond. Mrs. Benson was recognized for her leadership in a community that was adversely affected by both the COVID-19 Pandemic and Hurricane Ida in 2021. Mrs. Benson and the Saints and Pelicans franchise stepped up to support the region with a combination of financial support of local nonprofits, volunteerism and providing inspiration and example to a community in need.

With the leadership of Mr. Benson as honorary chair, the tenth annual Moonlight & Miracles gala at the Caesars Superdome raised over 1.8 million dollars to directly benefit patients and programs of the Ochsner Cancer Institute patients and programs at comprehensive cancer centers located throughout New Orleans, Baton Rouge and the Northshore.

Mrs. Benson received the Southeast Louisiana Council's Boy Scouts Distinguished Citizen Award for 2022 at the World War II Museum Freedom Pavilion in front of several Saints executives and players. Mr. Benson was previously a recipient in 1986.

2023: The Pelicans finished the 2022-23 campaign with a 42-40 overall record, the team's best record since 2017-18. The club finished the regular season ranked sixth in defensive rating (112.0) and ranked 10th in net rating (1.9) despite a slew of injuries to stars Zion Williamson and Brandon Ingram. The Pelicans finished ninth in the Western Conference and fell to Oklahoma City in the Play-In Tournament.

2024: After years of planning by Mrs. Benson and her executive leadership team, the Ochsner Sports Performance Center began a transformation, by adding state-of-the-art dining facilities and redesigning the club's weight room.

LEADERSHIP



DENNIS LAUSCHA **PRESIDENT**

Dennis Lauscha, a native New Orleanian, was named President of the New Orleans Pelicans and New Orleans Saints in 2012. He serves as a representative for both clubs at NBA Board of Governors and NFL Owners Meetings.

Starting out his career as a C.P.A, Lauscha worked for a major global financial accounting firm before his decades long career with the Saints. He first joined the Saints in 1998 as Treasurer, and as a result of his hard work, loyalty and business acumen, Lauscha rose through the executive ranks to serve as Vice President, Senior Vice President and Executive Vice President before reaching his now esteemed post as President since 2012. In his role, he oversees the club's financial operations, government affairs,

marketing, ticket and suite sales, legal, stadium, community affairs, human resources, business intelligence and information technology.

In addition to his duties with the Pelicans and Saints, the New Orleans native maintains multiple roles within Mrs. Benson's other holdings, including a role in the management of her regional automotive dealerships (Best Chevrolet, Cadillac of New Orleans, Infiniti of South Mississippi, Mercedes-Benz of New Orleans, Mercedes-Benz of South Mississippi, Mercedes-Benz Sprinter, Porsche New Orleans and Volkswagen of South Mississippi) and collision centers, Corporate Realty, GMB Racing, and Benson Capital Partners.

Lauscha's collaborative style, financial acumen and long-term view has played a key role in negotiating with the state of Louisiana on behalf of both the Pelicans and Saints. These negotiations resulted in long-term lease agreements, continuous improvements to playing and practice facilities, revitalization of the areas around them and revenue generated for the state without any new taxes for citizens.

In 2009, Lauscha helped negotiate the partnership with the Louisiana Governor and a subsequent extension of the agreement that continues the Saints' long-term commitment to the state. The deal included the purchase and revival of the former New Orleans Centre, which has been transformed into Champions Square and the Benson Tower property adjacent to the Caesars Superdome, with the stadium undergoing extensive renovations and improvements. Since playing a key role in Mr. and Mrs. Benson's purchase of the Pelicans in 2012, Lauscha has helped broker agreements with the state to upgrade the team's playing and practice facilities. Following successful negotiations, the Pelicans have a long-term commitment to the state, and the Smoothie King Center has undergone over \$50 million in renovations and improvements.

In 2015, Lauscha helped negotiate an agreement with the state that resulted in \$40 million in enhancements for fans of both clubs. The Caesars Superdome debuted new state-of-the-art video boards in 2016 in addition to renovated suites and other fan amenities, while a new center-hung HD video scoreboard was installed in the Smoothie King Center for the 2015-16 Pelicans season.

Most recently, Lauscha brokered a \$560 million agreement with the state that will result in a long-term lease extension for the Saints and a transformation of the Caesars Superdome.

Lauscha was instrumental in the 2003 expansion of the Saints training facility. He later oversaw a renovation and expansion of the facilities and administrative offices for the Pelicans and Saints from 2012-13, while directing the construction of a basketball practice facility. The clubs are now housed on the same site, featuring some of the top facilities in professional sports. In July of 2017, Lauscha played a key role in the facilitation of a multi-year naming rights agreement for the entire campus on Airline Drive, renaming it the Ochsner Sports Performance Center. The clubs are now housed on the same site and feature some of the top facilities in professional sports.

Lauscha has remained committed to attracting major sporting events to New Orleans. He is a key member of the team that actively pursues future NBA All-Star Games, Super Bowls and NCAA Basketball Final Four Championships for New Orleans – and was instrumental in landing Super Bowl XLVII, which was played in 2013, and Super Bowl LIX to be played at the Caesars Superdome in February, 2025, which was awarded by the NFL in 2018. After Mr. and Mrs. Bensons' 2012 purchase of the Pelicans, the city has hosted NBA All-Star Games in 2014 and 2017.

LEADERSHIP

Active throughout sports and the community, Lauscha currently serves as a member of the Business Council of New Orleans & the River Region, as a board member of the Audubon Nature Institute, Loyola University New Orleans, Greater New Orleans Foundation and is a part of the Board of Tulane. In November of 2025, Lauscha will be inducted into the Greater New Orleans Sports Foundation Hall of Fame. Lauscha has completed terms as board president of the Preservation Resource Center, president of the regional chapter of the Boy Scouts of America, a member of the Blight Transition New Orleans Task Force, the Mayor's Transition Committee, the Super Bowl XLVII Host Committee, the 2014 and 2017 NBA All-Star Game Host Committees, the 2012 NCAA Final Four Host Committee, the Loyola University New Orleans School of Business Visiting Committee, the NBA's Team Advisory Council of Presidents and Team CBA Advisory Committee, the NFL's Ticketing Strategy Working Group, the NFL's 100th Anniversary Committee, the NFL's Sports Betting Committee, the Stuart Hall School Board of Trustees and on the New Orleans Museum of Art Board.

Through Lauscha's dealings with the Pelicans and Saints, state officials and local organizations have provided an opportunity for community involvement. His professional and charitable work was recognized by New Orleans CityBusiness, when he was selected as one of the 40 Most Influential Members of the Community. The honor is bestowed on those who are laying the groundwork for a better city. In 2010, he was named the Alumnus of the Year by Loyola's College of Business and was named to the 2010 Class of Role Models by the Young Leadership Council. He was honored by the Allstate Sugar Bowl Chapter of the National Football Foundation/College Football Hall of Fame with its 2014 Distinguished American Award. In 2015, Lauscha gave the commencement address to the graduates of the University of New Orleans. In 2016, he was inducted into the Order of West Range for the Pi Kappa Alpha Foundation. He was honored as a 2019 Laureate of Junior Achievement's Greater New Orleans chapter and as Chairman of the organization's 2023 Business Hall of Fame. In 2022, he was named Jesuit High School's Alumnus of the Year. Most recently, Lauscha was honored as a 2024 Pillar of Scouting by the Boy Scouts organization.

After graduating from Jesuit High School, Lauscha graduated from the University of Alabama with a bachelor's degree in business. He has also received a master's of business administration from Loyola University in New Orleans. He has also completed the NFL Managers Program at Stanford University's Executive Education Graduate School of Business.

LEADERSHIP



GREG BENSEL

SENIOR VICE PRESIDENT OF COMMUNICATIONS, BROADCASTING, COMMUNITY AND GOVERNMENT RELATIONS

With responsibilities that include overseeing the club's communications, broadcasting, video production, digital and social media, community relations, youth development and governmental relations departments, Greg BenseL enters his 14th season with the Pelicans. In addition, BenseL serves in the same role for the New Orleans Saints, as well for the Gayle Benson Team of Businesses, where he provides support in communications, community efforts, governmental and strategic counsel. These businesses include The Gayle Benson Team of Dealerships, Corporate Realty and Benson Capital Partners.

BenseL also oversees and manages Benson's horse racing operation, GMB Racing, a multi-million-dollar business established in 2014. Three of GMB Racing's horses – Tom's Ready, Mo Tom and Lone Sailor – have competed in the Kentucky Derby. GMB Racing currently has nearly 50 horses at Benson Farm in Paris, Ky., with BenseL assisting in the management and planning of the breeding for the current Benson Farm broodmare band.

BenseL was promoted to vice president of communications for the Saints in 2006 after serving as director of media & public relations for nine seasons. He became Senior Vice President of Communications for both clubs in 2012 after Tom Benson's purchase of the city's NBA franchise.

In his current role with the Pelicans and Saints, BenseL is responsible for the development and execution of communications strategies for the teams and Benson enterprises, as well as their digital, social and broadcast platforms along with the multi-faceted community relations and youth sports development programs. BenseL has aligned these groups to maximize their effectiveness both internally and externally, while continuing to spearhead the implementation of key new initiatives to increase their brand awareness. He is also responsible for managing the government relations strategy and policies on behalf of both clubs and all of Mrs. Benson's enterprises.

BenseL has worked on the NFL public relations staffs for three Super Bowls. Prior to joining the Saints, BenseL was director of media relations for the Super Bowl XXXI Host Committee and the Greater New Orleans Sports Foundation. He has also served on the media committee for the NCAA Men's Final Four, the SEC Men's Basketball Tournament and the Sugar Bowl.

A New Orleans native who graduated from Jesuit High School and Tulane University, BenseL started his professional sports career as a media relations administrator for the PGA of America, where he served on the public relations staffs for the 1991 PGA Championship, the 1991 Senior PGA Championship and the 1991 Ryder Cup.

LEADERSHIP



DAVID CHAIX **SENIOR VICE PRESIDENT/CHIEF FINANCIAL OFFICER**

David Chaix, Jr. C.P.A., is in his first year as Senior Vice President/CFO for the New Orleans Pelicans and New Orleans Saints. In his role, Chaix oversees the financial management of both clubs, leading the strategic planning, budgeting, financial reporting, payroll, capital projects, and tax and audit processes.

Chaix also serves as the primary financial liaison with the Louisiana Stadium and Exposition District, which is responsible for the maintenance, management and enhancement of the playing facilities of the Pelicans and Saints. In addition to working with the LSED for multiple renovations and enhancements of the home stadium and home court of the teams, he has also played a critical role in the expansion of the Ochsner Sports Performance Center, helping provide state of the art playing and practice facilities.

Prior to joining the executive leadership team this year, Chaix served five years as Vice President/Head of Team Accounting. In his previous role, he oversaw all financial and accounting operations of the teams, including managing the team's budget, treasury, financial reporting, payroll, and compliance functions.

A New Orleans native and long-time Saints season ticket holder prior to joining the organization, Chaix attended Brother Martin High School and earned B.S. degrees in Accounting and Business from the University of New Orleans. Chaix joined the organization in January 2020 after a 14-year stint at Ernst & Young, where he served as a Managing Director in the assurance practice.

Chaix is currently a member of the U.S. Finance Executive Group, the Power Miler Track Club, previously completing the Boston Marathon twice in under three hours, and has also served as a Corporate Board Member for the Boys and Girls Club of Southeast Louisiana.

He and his wife, Chasity, have three children.

LEADERSHIP



BEN HALES **SENIOR VICE PRESIDENT/COO**

Serving as Senior Vice President/COO for GMB Management, LLC, Ben Hales oversees the business intelligence, content production, marketing, merchandising, and operational efforts for the New Orleans Pelicans, New Orleans Saints, and for the Gayle Benson Team of Businesses, ensuring all business operations align with Mrs. Benson's vision across all enterprises. Hales, who enters his 14th season with the Pelicans and 26th with the Saints, spent seven years as the Saints Vice President of Marketing and Business Development (2006-12) and six as Senior Vice President of Marketing and Business Development (2012-17) for both the Pelicans and Saints.

On a daily basis with the teams, Hales directs the clubs' marketing, creative and business intelligence efforts, as well as their game and event presentation.

He is intricately involved in both clubs' critical planning of short-term and long-range marketing and operations efforts. Hales' duties also entail the playing facility operations at the Smoothie King Center and Caesars Superdome, promotions, advertising and special events.

During the 2012-13 NBA season, the Hornets franchise announced that they would re-brand following the season and become the New Orleans Pelicans. Hales was instrumental in the re-branding efforts from start to finish, helping to first conceptualize the look to represent the Pelicans namesake and leading the planning for the official announcement in January of 2013.

Hales joined the Saints in 2000 as a corporate sales account executive. In 2001, he was promoted to corporate sales and broadcasting manager before becoming a director the following year, assuming the responsibilities of business and marketing operations.

Prior to joining the Saints, Hales worked in television advertising. In addition to his community efforts on behalf of the Pelicans and Saints, Hales serves on the Super Bowl Bid Executive Committee, the Catholic Community Foundation, GNO, Inc. and the Metropolitan Crime Commission. Hales has also served on the Super Bowl XLVII Host Committee Executive Committee, NBA All-Star Host Committee, NCAA Final Four Committee and as a member of the New Orleans City Park Board of Commissioners.

In 2013, Hales was honored as a Young Leadership Council (YLC) Role Model and was named as one of The Gambit's 40 under 40 in 2012.

A New Orleans native and longtime Saints terrace and plaza level season ticketholder before joining the club, Hales earned a degree in English from the University of Mississippi in 1996.

LEADERSHIP



ED LANG

SENIOR FINANCIAL ADVISOR TO GAYLE BENSON

Ed Lang is in his first year as Senior Financial Advisor to Gayle Benson after serving 14 years as Senior Vice President/Chief Financial Officer for the Saints, Pelicans and GMB Management. In his new role, Lang leads the strategic coordination of Mrs. Benson's financial, investment, tax, and legacy planning initiatives. His key responsibilities include overseeing a diverse portfolio of investments—including real estate, private equity, and venture capital—to managing complex financial operations across her family of businesses and associated entities such as the Gayle Benson Automotive Team, GMB Properties, Benson Capital Partners and the Gayle and Tom Benson Charitable Foundation.

Entering his 15th season with the Benson organization, Lang was named Senior Vice President/Chief Financial Officer for the Saints and Pelicans in 2012. Lang oversaw the financial operations, as well as information technology, facilities and grounds departments for both clubs. He also served as a financial liaison with the Louisiana Stadium and Exposition District, which is responsible for the maintenance, management and enhancement of the playing facilities of the Saints and Pelicans. In addition to working with the LSED for multiple renovations and enhancements of the home venues for the teams since 2012, Lang has also supervised several expansions of the Ochsner Sports Performance Center, helping provide state of the art playing and practice facilities.

The Cincinnati, Ohio native first came to New Orleans in 2011, following 13 years with the National Hockey League's Nashville Predators in several different leadership capacities. For his last three years with the club, he served as the team's President of Business Operations after the successful sale of the team to a new ownership group. Lang, who was with the franchise at its inception, began as the organization's Vice President/CFO and was named Executive Vice President of Finance and Administration/CFO in 2005.

Instrumental in assisting the club's founder Craig Leipold in securing the expansion franchise that became the Predators in 1997, Lang was one of the club's first employees, playing an important role in creating the organization's structure and establishing its business operations. He was in charge of all aspects of the Predators operations outside of hockey, including Bridgestone Arena operations and development of the club's long-term plans and goals. He was responsible for the franchise's business operations, which included ticket operations and sales, sponsorship sales, broadcasting, marketing, communications and development, administration and finances.

Prior to joining the Predators organization, Lang worked for S.C. Johnson and Son in Racine, Wisconsin for 12 years. He served in a variety of business and financial capacities, including venture manager for the office of the chairman, financial support manager for North America professional markets, and financial project manager, corporate financial analysis.

In 2006, Lang was elected to the board of directors for Johnson Outdoors, a leader in the outdoor recreation market. The company designs, manufactures and markets a portfolio of winning, consumer-preferred brands across four categories: fishing, diving, watercraft, and outdoor equipment.

Lang serves as a board member of the Louisiana Children's Museum. He also previously served on the Loyola University New Orleans School of Business Visiting Committee and as a board member of the Southeast Louisiana Boy Scouts of America. Prior to moving to New Orleans, Lang was very active in the Middle Tennessee community. He served as Chairman of Nashville's Adventure Science Center in 2008-10, and as a member on numerous boards, including the Nashville Convention and Visitors Bureau, the Nashville Downtown Partnership, Make-A-Wish Foundation of Middle Tennessee and the Nashville Predators Foundation.

A 1985 Indiana University graduate with a B.S. in finance, Lang received his MBA from Marquette University in 1992. He is an outdoor enthusiast and has competed in numerous triathlons, marathons and cycling events. He also enjoys skiing and mountain climbing.

LEADERSHIP



VICKY NEUMEYER **SENIOR VICE PRESIDENT/GENERAL COUNSEL**

Vicky Neumeyer was named Senior Vice President/General Counsel of the New Orleans Pelicans, in addition to serving in the same position for the New Orleans Saints, in 2012, overseeing all legal aspects of both teams.

Providing comprehensive legal consultation and services to the two clubs' executive staff and assuring compliance in all of the organizations' business endeavors, Neumeyer has been a key member of the Saints front office since joining the club in 2000 and was promoted to Vice President/General Counsel in 2006.

Her responsibilities include drafting key documents - including leases, sponsorship agreements and broadcast contracts - identifying and analyzing legal issues and presenting comprehensive recommendations. In 2020, Neumeyer took on added duties as the team's Infection Control Officer, with the club's priority being to keep players, coaches, staff and fans safe through the COVID-19 pandemic, which spanned two seasons. A member of the Louisiana and federal bar associations, Neumeyer spent over five years as an in-house corporate litigation attorney for Exxon prior to joining the Saints. Previously, she served as a judicial clerk for the Supreme Court of Louisiana and was in private practice as a consultant to major corporate clients and law firms.

Neumeyer possesses extensive experience in Sports Law, including antitrust, labor and organizational matters. She also has a comprehensive background in CAD engineering, software development firm drafting, negotiating contracts worldwide, copyrighting and in handling legal business issues.

In 2004, Neumeyer was selected by the Saints to attend the Stanford Business School's Executive Education NFL-Stanford Program for Managers, an educational program and honor known league-wide as an important training ground for promising executives. She has also been invited to speak at several venues, including Harvard Law School, The Sports Lawyer's Association annual conferences, American Bar Association programs, Tulane Law School, and Loyola University New Orleans Law School. She sits on the boards of The NOCCA Foundation, the INFINITY Science Center, the Arizona State University Sports Law Program as well as the Sports Lawyers' Association.

After completing her undergraduate work Summa Cum Laude at the University of Wisconsin, Neumeyer earned a Master of Science Degree in Audiology at the school. She graduated with honors from Loyola University New Orleans Law School and attained a Master of Law with Distinction with a dual emphasis in Intellectual Property Law and Sports Law from Tulane School of Law.



GREG ROUCHELL **SENIOR VICE PRESIDENT OF HUMAN RESOURCES**

Greg Rouchell is the Senior Vice President of Human Resources for the New Orleans Pelicans and New Orleans Saints. Rouchell oversees all aspects of human resources for both teams, including policies, employee relations, benefits, talent acquisition and retention, as well as equity and social impact efforts. In addition to his human resources responsibilities for both clubs, Rouchell also serves as in-house corporate counsel for Gayle Benson's entire business portfolio, including the Pelicans and Saints, Benson Automotive Group, Corporate Realty and Benson Capital Partners.

Prior to joining the organization, Rouchell practiced law at Adams and Reese LLP for nearly 19 years and served as outside legal counsel for both the Pelicans and Saints for over a decade. While at the firm, Rouchell served as the Labor & Employment Team Leader and was consistently recognized by Best Lawyers in America® for Commercial Litigation.

Rouchell earned his B.S. in Accounting from Louisiana State University in 2000 and subsequently graduated near the top of his class in 2003 from Loyola University New Orleans College of Law.

LEADERSHIP



MICHAEL STANFIELD **SR. VICE PRESIDENT OF SALES**

As Senior Vice President of Sales of the New Orleans Pelicans and New Orleans Saints, Michael Stanfield is a key member of the front office for both clubs. The long-time sports administrative executive is responsible for overseeing all revenue generation for both the Pelicans and Saints.

Entering his 14th season with the Pelicans and 26th with the Saints, Stanfield is responsible for all of both clubs' sales efforts: overseeing season ticket sales, group tickets, floor seats and corporate partnerships, developing sales executives, supervising leases for the Smoothie King Center and Caesars Superdome luxury suites, as well as managing food and beverage on gamedays for both teams. Stanfield also oversees the clubs' high standards for customer service and retention.

Since taking over leadership of the Pelicans' ticket sales and merchandising efforts, the organization has seen an increase in season-ticket sales and merchandise sales that were the second-biggest growth in the NBA. In 2022-23, the Pelicans broke team records for group ticket sales. Stanfield has overseen a successful launch of ticket sales and corporate sponsorship for the Birmingham Squadron, the Pelicans' G League affiliate that made its debut in 2021.

Under Stanfield's direction, the Saints have surpassed the majority of the club's ticket sales milestones, including selling out on a season-ticket basis for the first time in 2006 – a feat that has reached 19-straight seasons. Additionally, the club has leased every Caesars Superdome suite since the beginning of the 2008 campaign. In 2021, 12 field level suites, sold out by Stanfield's staff, made a successful debut. Stanfield also supervises the ticket, suite sales and box office personnel on a daily basis, in addition to serving as the food and beverage service liaison.

Since Stanfield's arrival in 2000, the Saints have sold out every contest in New Orleans but one. Prior to the 2006 season, an innovative season-ticket marketing program fueled the rise of filling the stadium on a season-ticket basis. Fans on all economic levels were reached in an effort to retain existing accounts while cultivating new ones.

In his tenure with the Saints and Pelicans, Stanfield and his staff have provided elite service and value to all team partners and staff. They have maintained top performance across both leagues in all key categories while continuously developing top-tier sales personnel. Both clubs have also embraced numerous innovative practices, including AI-driven strategies, to enhance sales and drive growth.

In 2018 and 2019, the Saints were ranked first in Overall Gameday Satisfaction by the league, based on the NFL's Observation Program and third-party Expert Review Audits of all 32 clubs across eight categories. Under his leadership, the Saints have consistently ranked in the top eight in the NFL's customer service rankings. In 2020 and 2021, Stanfield empowered his staff to respond to the challenges of providing the safest and most pleasurable fan experience possible during the COVID-19 pandemic. In the annual league audits, the Saints have ranked among league leaders in categories such as safety, security and mobile ticketing based on recent successful adjustments. The Pelicans continuously rank among the top of the NBA in season ticket holder satisfaction in league-commissioned surveys, due in large part to the group's emphasis on culture and team spirit. Stanfield's sales groups serve as a training ground for developing and producing successful salespeople throughout the world of sports.

While making fan experience a top priority, Stanfield has also been deeply involved in the extension and expansion of the already sizable corporate sponsorship base for both clubs, providing platforms for companies across the Gulf South and beyond to use the Pelicans to further their own business objectives. In recent years, Stanfield has directed the extension of long-term agreements with numerous valued partners like Caesars Entertainment, Cox Communications, Entergy and Verizon, as well as the expansion of the Ochsner Health System partnership to include naming rights for the Ochsner Sports Performance Center. In 2021, Stanfield and his staff finalized a ground-breaking 20-year naming rights deal for the Saints' iconic stadium with Caesars Entertainment.

A graduate of St. Leo (Fla.) University, Stanfield started his career in sports in 1988, working in minor league soccer, minor league hockey, minor league baseball, the MLB and the NBA. Stanfield served as the assistant general manager of the Clinton (Iowa), Class A minor league baseball team and attained impressive sales results. Before joining the Saints, Stanfield gained valuable sales experience with several major sports organizations, including the Florida Marlins, New York Yankees, Miami Heat, and Detroit Tigers.

Stanfield has also completed Stanford Business School's Executive Education NFL-Stanford Program for Managers, an educational program and honor known league-wide as an important training ground for promising executives. He currently serves on the People's Health Champion Selection Committee and on the advisory board for Archbishop Chapelle High School. Previously, he served as a member of the Super Bowl XLVII Host Committee and the Executive Host Committee for the 2014 and 2017 NBA All-Star Games. A sports industry public speaker, Stanfield has given presentations at many national events. He is also an active speaker at numerous youth foundations and professional groups both nationally and throughout the Gulf South.

LEADERSHIP

A native of Warren, N.J., Stanfield was honored in 2025 with an induction into the Watchung Hills Regional High School Hall of Fame. During his time at the school, he excelled as a multi-sport athlete, earning varsity letters in both football and baseball. His contributions on the field and his lasting impact on the school's athletic program solidified his place among its most distinguished alumni.

Stanfield and his wife Stacey, have one daughter, Olivia, a junior at the University of Alabama.

BASKETBALL OPERATIONS



BASKETBALL OPERATIONS



JOE DUMARS **EXECUTIVE VICE PRESIDENT OF BASKETBALL OPERATIONS**

Joe Dumars was named the New Orleans Pelicans' Executive Vice President of Basketball Operations on April 16, 2025. Dumars will oversee all aspects of the team's basketball operations, including personnel, scouting, player acquisitions and transactions.

Dumars joins the Pelicans after most recently serving as Executive Vice President, Head of Basketball Operations for the National Basketball Association, overseeing all Basketball Operations matters, including the enforcement of playing rules and interpretations, conduct and discipline, and policies and procedures relating to the

operation of games.

Prior to joining the league office in May 2022, Dumars worked three seasons with the Sacramento Kings, the last two as Chief Strategy Officer. In this role, he helped drive strategy across the organization's entire portfolio of activities, including business, basketball, new ventures, entertainment and real estate.

Dumars previously served 15 seasons as a basketball executive with the Detroit Pistons (1999-2014), including the final 14 as President of Basketball Operations. With Dumars overseeing player personnel decisions, the Pistons won an NBA championship in 2004, made six consecutive appearances in the Eastern Conference Finals and recorded at least 50 victories in seven straight seasons. He was named NBA Basketball Executive of the Year for the 2002-03 season.

Dumars joined the Pistons' front office after a decorated 14-year playing career in the NBA, all with Detroit, which selected him in the first round of the 1985 NBA Draft. A six-time NBA All-Star selection, three-time All-NBA Team honoree and five-time NBA All-Defensive Team member, Dumars helped the Pistons win back-to-back championships in 1989 and 1990 and was named MVP of the 1989 Finals. In international competition, Dumars won a gold medal with USA Basketball at the 1994 FIBA Basketball World Cup. He was inducted into the Naismith Memorial Basketball Hall of Fame in 2006.

The NBA Sportsmanship Award is named for Dumars, with the Joe Dumars Trophy presented annually to the NBA player who best represents the ideals of sportsmanship on the court. Dumars was the inaugural winner of the NBA Sportsmanship Award and also received the J. Walter Kennedy Citizenship Award for his outstanding service and dedication to the community.

In addition to his success as an NBA player and executive, Dumars served as President of the Basketball Division for Independent Sports & Entertainment, an integrated sports, media, entertainment and management company, from 2017-19. He also founded the automotive supply company Detroit Technologies Inc. and Joe Dumars Fieldhouse, an indoor sports and entertainment complex with two locations in the Detroit area.

A native of Natchitoches, Louisiana, Dumars holds a bachelor's degree in business management from McNeese State University, where he was a four-time selection to the All-Southland Conference First Team. Dumars is a member of the National Collegiate Basketball Hall of Fame.

DUMARS' EXECUTIVE CAREER

Year	Title
2000-14	President of Basketball Operations – Detroit Pistons
2019-22	Special Advisor to the General Manager – Sacramento Kings
2022-25	Executive Vice President of Basketball Operations – NBA League Office
2025-Present	Executive Vice President of Basketball Operations – New Orleans Pelicans

BASKETBALL OPERATIONS



TROY WEAVER **SENIOR VICE PRESIDENT OF BASKETBALL OPERATIONS**

Troy Weaver enters his first season as Senior Vice President of Basketball Operations with the Pelicans, joining the organization after spending the 2024-25 season with the Washington Wizards as Senior Advisor.

Prior to his time in Washington, Weaver served four seasons as General Manager of the Detroit Pistons from 2020-2024, overseeing all of the organization's basketball operations.

Weaver started his tenure in Detroit at the beginning of the 2020-21 season, completely overhauling the roster and building one of the strongest collections of young talent in the NBA. In his first draft, he selected a key building block with the first-round pick of Isaiah Stewart. The Pistons won the NBA Draft Lottery in 2021 and with the No. 1 selection, the club selected Oklahoma State's Cade Cunningham. Equally positioned to add more talent to the roster in the 2022 NBA Draft, Weaver selected Purdue guard Jaden Ivey with the No. 5 pick and executed another key draft day trade to select Memphis big-man Jalen Duren at No. 13. In the 2023 NBA Draft, Weaver added another strong draft class in Ausar Thompson (5th overall pick in the 2023 NBA Draft) and guard Marcus Sasser (25th overall pick in the 2023 NBA Draft).

Prior to his time in Detroit, Weaver was a critical part of the Oklahoma City Thunder's success for more than a decade, spending 12 seasons with OKC, including his last three-plus seasons as the club's Vice President of Basketball Operations. Previously, he served eight seasons as Vice President/Assistant General Manager with responsibilities that included coordinating player-personnel matters, NBA Draft preparation, free agency planning and summer league roster construction.

Weaver joined the Thunder in May 2008 and was tasked with helping to develop the roster and assist in day-to-day basketball operations for the organization. During his time in OKC, the Thunder recorded a 578-434 (.571) regular season record and made 10 postseason appearances, including four trips to the Western Conference Finals and a trip to the 2012 NBA Finals. The Thunder recorded above-.500 records in 11 of the 12 seasons Weaver spent in their front office, recorded 45-plus wins in 10 straight seasons (2009-19) and finished 44-28 in the COVID-19- altered 2019-20 NBA season. Despite losing superstars James Harden (2012), Kevin Durant (2016), Paul George (2019) and Russell Westbrook (2019), Weaver and the Thunder front office made moves to retool its roster and remain competitive. They were able to acquire veteran point guard Chris Paul in the Westbrook deal and Shai Gilgeous-Alexander, who had a breakout 2019-20 season, as part of the George trade from the Clippers. The Thunder were also able to load up on future first-round draft picks as parts of those, and other, deals.

A seasoned NBA front office veteran, Weaver's NBA career began with the Utah Jazz where he was Head Scout from 2004-07. He was then promoted to Director of Player Personnel for the Jazz and held that position from 2007-08 before joining the Thunder.

Prior to joining the Jazz, Weaver spent four seasons (2000-04) as an assistant coach at Syracuse University. The Orangemen won the 2003 NCAA National Championship led by freshman Carmelo Anthony, who was recruited by Weaver. He also served as a collegiate assistant coach at Pittsburgh (1996-99) and New Mexico (1999-00). As a head coach on the AAU circuit, Weaver compiled an 85-17 record and guided the DC Assault to the 1996 AAU Tournament of Champions.

Weaver, a Washington, DC native, graduated from Prince George's Community College (MD) in 1991, where he played one season of basketball and also attended Bowie State University. He and his wife, Angela, have three children: Taylor, Troy Jr., and Thomas.

BASKETBALL OPERATIONS



ADAM BARNES **ASSISTANT GENERAL MANAGER**

Adam Barnes enters his seventh season with the Pelicans, his first as Assistant General Manager. Barnes spent his first six seasons with the Pelicans as the Director of College Scouting/General Manager of the Birmingham Squadron.

Barnes joined the Pelicans as the basketball operations department's Chief of Staff in 2019 before being promoted to Director of College Scouting and GM of the Birmingham Squadron in 2023. Prior to joining the Pelicans, Barnes was a member of the Cleveland Cavaliers front office, serving as a basketball operations assistant during the 2016-17 season before being elevated to basketball operations coordinator from 2017-19.

A native of Clarksville, Tenn., Barnes holds bachelors and master's degrees in accounting from Belmont University. While at Belmont, Barnes was a four-year letter-winner for the men's basketball team, appearing in 111 career games, and helping the Bruins capture four consecutive regular season conference championships from 2010-13, and three consecutive conference tournament championships and NCAA Tournament appearances from 2011-13.



JASON HERVEY **DIRECTOR OF PLAYER PERSONNEL**

Jason Hervey joins the Pelicans as Director of Player Personnel, bringing 20 years of NBA experience in various roles. Hervey most recently served as the Portland Trail Blazers' advance scout for four seasons (2021-25). Hervey joined the Trail Blazers after spending two seasons as a quality control coach for the Minnesota Timberwolves from 2019-21. Prior to that, Hervey was the advance scout for the Phoenix Suns from 2016-19 and a personnel scout with the Timberwolves from 2014-16. Hervey began his NBA career with the Detroit Pistons as a video coordinator from 2005-09 before joining the Washington Wizards for three seasons as the head video coordinator and advance scout from 2009-12. He returned to Detroit as the director of player development from 2012-14.

A native of Lapeer, Michigan, Hervey graduated from Defiance College with a Bachelor of Science degree in health and physical education/fitness and played on the basketball and football teams. He attended graduate school at Michigan State.

BASKETBALL OPERATIONS



WILLIE GREEN **HEAD COACH**

On July 22, 2021, Willie Green was named Head Coach of the New Orleans Pelicans – the eighth in the franchise’s history.

Green led the Pelicans to a 49-33 record in his third season as the Head Coach for New Orleans, tying the second-most wins in franchise history and the most since the 2008-09 season. The Pelicans finished the season ranked sixth in the NBA in net rating (4.6), sixth in defensive rating (111.9) and eleventh in offensive rating (116.5). The club’s 28 road wins marked the most in franchise history and ranked first in the NBA.

In his second season as the Pelicans Head Coach, Green led the team to a 42-40 overall record, the team’s best record since 2017-18. The Pelicans finished the regular season ranked sixth in defensive rating (112.0) and ranked 10th in net rating (1.9). Green led the Pelicans to a ninth-place finish in the Western Conference, where New Orleans fell to Oklahoma City in the Play-In Tournament.

In his first season with the Pelicans, Green led the team to its first playoff appearance since 2018. Praised around the league for his steady and calm demeanor, Green helped the Pelicans overcome a 1-12 start to the season to earn the ninth seed and reach the postseason Play-In Tournament. The Pelicans defeated San Antonio and the LA Clippers to clinch a First Round matchup against the Phoenix Suns, in which they pushed the one-seed to six games.

Green joined the Pelicans after spending the previous two seasons (2019-21) as an assistant coach for the Phoenix Suns. As a part of Head Coach Monty Williams’ staff, Green helped guide the 2021 Western Conference Champions to their first NBA Finals appearance since 1993. With Green as their Defensive Coordinator, Phoenix finished the regular season with the NBA’s sixth-best defensive rating. He also served as Phoenix’s head coach for NBA Summer League in 2019, leading the Suns to a 3-1 record in Las Vegas.

Prior to joining Phoenix, Green spent three seasons (2016-19) as Assistant Coach/Player Development for the Golden State Warriors. While on Head Coach Steve Kerr’s staff, Green helped the Warriors win back-to-back NBA Championships in 2017 and 2018 before returning to the NBA Finals in 2019. He also served as the Warriors’ Head Coach for NBA Summer League in 2018, leading Golden State to the California Classic’s only 3-0 record.

A 12-year NBA veteran as a player, Green averaged 8.3 points, 1.8 rebounds and 1.4 assists in 731 regular season games (297 starts) with Philadelphia, New Orleans, Atlanta, the LA Clippers and Orlando from 2003-2015. The 6-4 shooting guard played his first seven seasons in Philadelphia, including in 2007-08, when he averaged a career-high 12.4 points for the 76ers. He qualified for the playoffs seven times in his 12 seasons, averaging 5.2 points in 36 career playoff games (12 starts). In 2010-11, Green was a key member of a New Orleans team that went on to win 46 games and earn a playoff berth, averaging 8.7 points while appearing in 77 games. For nearly 10 seasons, Green held New Orleans’s franchise record for consecutive field goals made in a game (12, 4/8/11 vs. PHX) before the record was broken by Zion Williamson (13, 1/17/21 at SAC).

Prior to being selected with the 41st overall pick by Seattle in 2003, Green was a four-year standout at the University of Detroit Mercy. A native of Detroit, he won Horizon League Player of the Year as a senior in 2003 and helped the Titans to two NIT appearances in 2001 and 2002, including a trip to the semifinals at Madison Square Garden in 2001. Green remains fourth in program history in career points scored.

GREEN YEAR-BY-YEAR

NBA HEAD COACH

Year	Team	W	L	Pct.
2021-22	New Orleans	36	46	.439
2022-23	New Orleans	42	40	.512
2023-24	New Orleans	49	33	.598
2024-25	New Orleans	21	61	.256
Totals		148	180	.451
Playoffs		2	8	.200

GREEN YEAR-BY-YEAR

NBA ASSISTANT COACH

Year	Team	W	L	Pct.
2016-17	Golden State*	67	15	.817
2017-18	Golden State*	58	24	.707
2018-19	Golden State*	57	25	.695
2019-20	Phoenix	34	39	.466
2020-21	Phoenix*	51	21	.708
Totals		267	124	.683

*Won NBA Championship

*Western Conference Champions

NBA PLAYING CAREER

Year	Team	GP	PPG	RPg
2003-04	Philadelphia	53	6.9	1.2
2004-05	Philadelphia	57	7.7	2.3
2005-06	Philadelphia	10	7.0	1.5
2006-07	Philadelphia	74	11.3	2.1
2007-08	Philadelphia	74	12.4	2.5
2008-09	Philadelphia	81	8.5	1.6
2009-10	Philadelphia	73	8.7	1.8
2010-11	New Orleans	77	8.7	2.1
2011-12	Atlanta	53	7.6	1.5
2012-13	LA Clippers	72	6.3	1.3
2013-14	LA Clippers	55	5.0	1.4
2014-15	Orlando	52	5.9	1.5
Totals		731	8.3	1.8
Playoffs		36	5.2	1.3

BASKETBALL OPERATIONS



JAMES BORREGO **ASSOCIATE HEAD COACH**

James Borrego enters his third season as Associate Head Coach for the Pelicans.

Borrego most recently served as the Head Coach of the Charlotte Hornets from 2018-2022, accruing a 136-163 record over four seasons that included two Play-In Tournament berths. In his final season with Charlotte in 2021-22, Borrego led the team to 43 wins, marking the franchise's second-highest win total since 2009-10. Borrego picked up the 100th win of his career as a head coach with a victory on April 18, 2021 vs. Portland.

The Albuquerque, New Mexico native began his NBA career as an Assistant Video Coordinator with San Antonio prior to the 2003-04 season, spending seven seasons with the Spurs under Head Coach Gregg Popovich and ascending to the role of Assistant Coach prior to his departure. No stranger to the Crescent City, he served two seasons as an Assistant Coach with New Orleans from 2010-2012 under Monty Williams. Borrego joined Jacque Vaughn's staff with the Orlando Magic and served three seasons under Vaughn from 2013-2015. Borrego gained his initial head coaching experience in the NBA serving the final 30 games of the 2014-15 season as the Interim Head Coach after Vaughn's dismissal. After returning to San Antonio for a second stint as an Assistant Coach for three seasons (2015-18), Borrego was hired as Charlotte's Head Coach.

In his 20 seasons in the NBA, Borrego has been a part of staffs in San Antonio and New Orleans that have led teams to the playoffs 12 different times. Borrego has been a part of two NBA championship teams and been to four Conference Finals total.

Prior to the NBA, Borrego served two seasons (2001-03) as an Assistant Coach at University of San Diego, his alma mater. Additionally, Borrego played four seasons collegiately for the Toreros from 1998-2001.

Borrego has dedicated much of his time in the offseason to expanding the game of basketball's international influence. He participated in the NBA's Basketball Without Borders Asia in 2012, Basketball Without Borders Argentina in 2013, NBA Camp Cuba in 2015 as well as Basketball Without Borders Americas in 2017.

Borrego earned a bachelor's degree in English and a master's degree in leadership studies from USD. He and his wife, Megan, have a daughter, Grace, and two sons, Zachary and Nicholas.

BASKETBALL OPERATIONS



JARRON COLLINS **ASSISTANT COACH**

Jarron Collins returns to New Orleans for his fifth season as an assistant coach with the New Orleans Pelicans.

During the 2022 NBA Summer League, Collins served as the Pelicans' Summer League Head Coach, where he led the team to a 3-2 (.600) record, finishing fourth overall.

Prior to joining the Pelicans, Collins spent the previous seven seasons on the Golden State Warriors coaching staff, helping the Warriors earn five consecutive NBA Finals appearances and three NBA Championships (2014-15, 2016-17 & 2017-18) during his tenure. He joined the club as a Player Development Coach prior to the 2014-15 campaign before moving to the front of the bench in 2015-16 with his promotion to Assistant Coach. Collins and Head Coach Willie Green served together on Golden State's staff from 2016-19.

Collins played 10 seasons in the NBA, posting career averages of 3.9 points and 2.9 rebounds in 542 regular-season games with the Utah Jazz, Phoenix Suns, Los Angeles Clippers and Portland Trail Blazers. During his career, his teams made five appearances in the NBA Playoffs.

Selected out of Stanford by the Jazz with the 52nd overall pick in the 2001 NBA Draft, Collins spent the first eight seasons of his career in Utah before joining the Suns in 2009-10 during current Warriors Head Coach Steve Kerr's final season as the team's GM.

After finishing his playing career in 2010-11, the Northridge, Calif., native spent two seasons as a Personnel Scout for the Clippers, and also worked as a television analyst for several outlets, including Pac-12 Networks, ESPN and the Los Angeles Sparks.

His twin brother, Jason, was a college teammate at Stanford and played 13 years in the NBA. In September 2017, both Jarron and Jason were inducted into the Stanford Athletic Hall of Fame.

Jarron and his wife, Elsa, have two daughters, Alessandra and Valentina, and one son, Massimo.



CASEY HILL **ASSISTANT COACH**

Casey Hill enters his sixth season with the New Orleans Pelicans as an assistant coach, after moving to the New Orleans area ahead of the 2020-21 season.


During the 2023 NBA Summer League, Hill served as the Pelicans' Summer League Head Coach, where he led the team to a 3-2 (.600) record, finishing 12th overall.

During the 2018-20 season, Hill served as an assistant coach for the LA Clippers on Doc Rivers' staff. Hill spent the 2017-18 season as Head Coach of the Clippers' NBA G League affiliate, the Agua Caliente Clippers, leading the team to a 23-27 record in its inaugural season. Hill joined the Clippers after four seasons as Head Coach of the Santa Cruz Warriors, G League affiliate of the Golden State Warriors, where he led the franchise to its first-ever G League title in 2014-15. Hill and his staff in Santa Cruz earned the 2013-14 NBA G League "Development Champion" award, an annual honor that recognizes the team that best embodies the league's goals of developing NBA basketball talent via call-ups and assignments. Prior to joining Santa Cruz staff, Hill worked under his father, longtime NBA coach Bob Hill, with the Tokyo Apache, a professional team in Japan.

Hill is a graduate of Trinity University (TX), where he was a member of the Tigers' basketball team that advanced three times to the NCAA Division III Playoffs, including the 2004-05 Elite Eight, and captured two Southern Collegiate Athletic Conference Championships from 2003-07.

Casey and his wife, Lizz have one daughter, Birdie.

BASKETBALL OPERATIONS



AARON MILES **ASSISTANT COACH**

Aaron Miles enters his third season with New Orleans after spending two seasons (2021-23) as an assistant coach with the Boston Celtics.

During the 2024 NBA Summer League, Miles served as the Pelicans' Summer League Head Coach.

Prior to joining the Celtics, Miles spent four seasons in the Golden State Warriors organization, including two seasons (2019-21) as a player development coach and two seasons (2017-19) as Head Coach of the Santa Cruz Warriors, Golden State's G League affiliate.

Miles led Santa Cruz to the G League Western Conference Finals in 2018-19 following a 34-16 (.620) campaign, the second-best record in franchise history. Overall, he owns a career-record of 57-43 (.570) with Santa Cruz, helping five of his players earn GATORADE Call-ups. He first joined the Warriors organization as a training camp invitee following the 2005 NBA Draft, appearing in 19 games during the 2005-06 season. In 2019, Miles served as head coach of Golden State's Summer League team.

Miles played 10 years professionally, eight coming overseas. The 6'1" guard enjoyed a prestigious collegiate career at the University of Kansas, where he led the Jayhawks to a 110-28 record and back-to-back NCAA Tournament Final Four appearances in 2002 and 2003. He started all four seasons, owning career averages of 8.6 points, 3.3 rebounds and 6.9 assists. Miles owns the all-time University of Kansas and Big 12 records for career assists with 954 (ninth-most in NCAA history) and is second in KU steals history with 264. A two-time Academic All Big 12 selection, Miles began his coaching career as Assistant Director of Student-Athlete Development at Kansas under Bill Self during the 2015-16 collegiate season. He later served as an Assistant Coach at Florida Gulf Coast in 2016-17.

A native of Portland, Oregon, and an alumnus of Portland's Jefferson High School, Miles and his wife Mikki have four sons: Aaron Jr., Adonis, Asaiah and Avion.



MIKE HOPKINS **ASSISTANT COACH/DIRECTOR OF PLAYER DEVELOPMENT**

Mike Hopkins joins the Pelicans after spending last year as an Assistant Coach for the Phoenix Suns. He brings with him more than three accomplished decades in college basketball, highlighted by an NCAA Championship as an assistant coach at Syracuse University in 2003.

Prior to joining Phoenix's staff, Hopkins spent seven seasons (2017-24) as the men's basketball head coach at the University of Washington, twice earning Pac-12 Coach of the Year honors and guiding the Huskies to the Pac-12 regular season title in the 2018-19 season.

A four-year player at Syracuse, Hopkins returned to his alma mater in 1995 as an assistant coach on the staff of Hall of Fame head coach Jim Boeheim. During his 22 seasons as an assistant at Syracuse, Hopkins helped the Orange to the 2003 title and four Final Four appearances, including in 2016 when he served as interim head coach for a portion of the season.

Hopkins has served as a court coach for multiple USA Basketball teams and worked closely with the coaching staff for the USA men's national teams that won gold medals at the 2012 and 2016 Summer Olympic Games.

BASKETBALL OPERATIONS



COREY BREWER **ASSISTANT COACH**

Corey Brewer joined the Pelicans' coaching staff in 2020 after a 13-year NBA career, serving as an assistant coach and player development coach.

During the 2025 NBA Summer League, Brewer served as the Pelicans' Summer League Head Coach.

Selected seventh overall in the 2007 NBA Draft, Brewer holds career averages of 8.7 points, 2.8 rebounds, and 1.5 assists in 819 regular season games for Minnesota, Dallas, Denver, Houston, the Los Angeles Lakers, Oklahoma City, Philadelphia and Sacramento.

Brewer averaged 11.3 points, 4.3 rebounds, and 2.8 assists during his three-year collegiate career and was a key member of the University of Florida's back-to-back National Championship teams in 2006 and 2007, earning the NCAA Basketball Tournament Most Outstanding Player Award in 2007.

In 2022, Brewer was drafted in the second round (19th overall) of the 2022 BIG3 SuperDraft by Bivouac, led by NBA Hall of Famer Gary Payton. In 2024, Bivouac won their first BIG3 championship in franchise history, and Brewer was named the league's Defensive Player of the Year, leading the BIG3 in steals and blocked shots.



JODIE MEEKS **ASSISTANT COACH**

Jodie Meeks enters his second season with the Pelicans as an assistant coach after spending the previous two years with the Birmingham Squadron.

Selected with the 41st overall pick in the 2009 NBA Draft, Meeks holds averages of 9.3 points, 2.1 rebounds and 1.1 assists in 539 regular season games for Milwaukee, Philadelphia, the Los Angeles Lakers, Detroit, Orlando, Washington and Toronto.

Meeks played his college ball at the University of Kentucky, where he broke the single-game scoring record with 54 points, with 30 of those points coming from beyond the arc.

Sharpshooter Meeks joined the BIG3 in 2021 after winning an NBA championship in 2019 with the Toronto Raptors, bringing 10 years of NBA experience with him to the Ball Hogs. Meeks played four seasons for the Hogs from 2021-24.




GREG MONROE **ASSISTANT COACH**

Greg Monroe returns to the Pelicans organization for his second season, his first as assistant coach. Drafted seventh overall in the 2010 NBA Draft, Monroe played 10 NBA seasons with Detroit, Milwaukee, Boston, Toronto, Philadelphia, Minnesota, Washington, and Utah in which he averaged 13.0 points, 8.2 rebounds, and 2.1 assists in 646 games.

Prior to his professional career, Monroe played two collegiate seasons at Georgetown University in which he averaged 14.5 points, 8.2 rebounds, and 3.2 assists en route to Big East Rookie of the Year, Big East All-Rookie team, and CBSSports.com NCAA Freshman All-American first team honors as a freshman (2009) in addition to All-Big East first team and NCAA All-America third team honors as a sophomore (2010).

The New Orleans native was named a McDonald's All-American and earned Parade All-America first team honors in his senior season (2008) at Helen Cox High School.

BASKETBALL OPERATIONS



ED FLYNN **HEAD VIDEO COORDINATOR**

Ed Flynn enters his third season with the New Orleans Pelicans Basketball Operations department as Head Video Coordinator.

Flynn is responsible for assisting the coaching staff and players with any video needs, while also participating in on-court drills as well as accompanying the organization on team travel.

Prior to joining the Pelicans in 2023, Flynn served as an assistant video coordinator for the Charlotte Hornets for one season (2022-23) and before that was a video intern for the Hornets for one season (2021-22). Before his time in the NBA, he spent two seasons as a graduate assistant at the University of Miami (2019-21).

A native of Miami, Florida, Flynn graduated from Williams College, where he received his Bachelor's degree in History. He also earned a Master's degree in Professional Accounting from the University of Miami.



MARC CHASANOFF **SENIOR DIRECTOR OF CAP & FINANCE**

Marc Chasanoff enters his 16th season with the New Orleans Pelicans, his second as Senior Director of Cap & Finance. Previously, Chasanoff has served as a Basketball Operations Assistant, Assistant Video Coordinator, Pro Scout, Coordinator of Pro Player Personnel, Director of Pro Player Personnel and, most recently, Senior Director of Basketball Operations.

Prior to coming to New Orleans, Chasanoff worked as a Basketball Operations Intern with the Charlotte Bobcats.

Chasanoff, a Bradenton, Fla. native, went to Flagler College and received a degree in Sports Management and Business Administration.



JON MOUL **SENIOR DIRECTOR OF CAP AND STRATEGY**

Jon Moul enters his second season with the New Orleans Pelicans Basketball Operations department as Senior Director of Cap and Strategy.

Moul joins the Pelicans after spending seven seasons with the Charlotte Hornets in various basketball operations roles, most recently as director of basketball strategy & legal affairs.

A native of Houston, Moul graduated from the University of Texas before earning his Juris Doctor from Southern Methodist University's Dedman School of Law.

BASKETBALL OPERATIONS



ROHAN RAMADAS **VP OF STRATEGY AND BASKETBALL OPERATIONS**

Rohan Ramadas enters his ninth season with New Orleans, his second full-time season after spending seven years as an analytics consultant.

Prior to working with the Pelicans, Ramadas was a draft analyst with the Miami Heat in 2016-17. Ramadas has spent the past twelve years supporting the Aerospace Corporation, U.S. Space Force, and NASA as a rocket guidance, navigation, control, and mission design engineer.

A native of Cupertino, CA, Ramadas holds B.S. and M.S. degrees in astronautical engineering from the University of Southern California.




DR. STEPHEN ALLI **DIRECTOR OF PLAYER SERVICES AND ENRICHMENT**

Dr. Stephen Alli enters his first season with the New Orleans Pelicans as Director of Player Services and Enrichment. In his role, Alli oversees the team's holistic player engagement strategy, including personal and professional development, family services, mental health and wellness coordination, and off-court enrichment programming for players and their families.

Prior to joining the Pelicans, Alli served as Director of Professional Development at the University of Florida, where he led initiatives focused on football student-athlete growth, career readiness, and alumni engagement. His professional experience also includes positions with the NFL Players Association, Clemson Athletics, the Philadelphia 76ers, and Sacramento Republic FC, where he developed and implemented athlete development programs across multiple sports, as well as managed various aspects of team operations.

A native of Canada, Alli played wide receiver at the University of Florida from 2009 to 2013. He holds a Ph.D. in Counseling with a specialization in Athlete Development, along with graduate degrees in mental health counseling, education, and business management from the University of Florida.



ALEX KAUFMAN **BIRMINGHAM SQUADRON GENERAL MANAGER**

Alex Kaufman returns for his seventh season with New Orleans, his first as the General Manager of the Birmingham Squadron, the Pelicans' G League affiliate.

Prior to being promoted to General Manager of the Squadron, Kaufman served as Manager of Player Evaluation and Basketball Operations, assisting in all day-to-day operations of both the pro and collegiate scouting departments.

Kaufman joined the Pelicans in 2019-20 as Basketball Operations and Scouting Assistant after spending the 2018-19 season working for the Charlotte Hornets as Basketball Operations Associate. He was promoted to Scouting Coordinator prior to the 2021-22 season.

A New Orleans native, Kaufman attended the University of Texas where he worked as a student manager and graduate assistant for the Men's Basketball Team. Kaufman holds a bachelor's degree in Sports Management, as well as his master's in Physical Education.

BASKETBALL OPERATIONS



AMY ATMORE **DIRECTOR OF PLAYER REHABILITATION**

Amy Atmore enters her third season with the Pelicans as the Director of Rehabilitation.

In her role, Atmore is responsible for developing player rehabilitation programs focused on physical therapy, injury prevention and rehabilitative care.

Prior to joining New Orleans, Atmore spent the past three years in the private sector as a full time Physical Therapist and Director of Performance for one of the top quarterbacks in the NFL. Prior to this role, she served as the Performance Therapist for the Phoenix Suns during their 2019-2020 season.

From 2011-2019, Atmore practiced in the rehabilitation setting treating high school, collegiate and professional athletes following acute and post-operative injuries. She was integral in developing sport specific return to play programs following concussion and ACL repair.

Atmore holds a Doctor of Physical Therapy degree from the University of Southern California and is a Certified Strength and Conditioning Specialist.

Atmore and her husband Ronald have one daughter named Aysi and one son named Phonte.



DANIEL BOVE **DIRECTOR OF PERFORMANCE & SPORTS SCIENCE**

Daniel Bove enters his sixth season with the Pelicans as Director of Performance & Sports Science. In this role, Bove led the efforts of the performance staff, taking the initiative in developing, designing and implementing the Pelicans' athlete management system, including the integration of sports science concepts and utilizing different technologies to maximize athletic performance while minimizing injury risk.

Prior to joining the Pelicans, Bove served as the Director of Performance for the Phoenix Suns from 2018-20.

Prior to his time in Phoenix, Bove served as the Atlanta Hawks Sports Scientist/Assistant Strength and Conditioning Coach from 2016-18. Prior to joining the Hawks, Bove was a graduate assistant and Performance Laboratory Supervisor at the University of South Florida from 2014-2016. He has also worked as Head Weightlifting Coach at Horsepower Athletics in Tampa, Florida, and as a coach at Liberty Barbell in Philadelphia, Pennsylvania.

A graduate of Pennsylvania State University with a Bachelor's in Kinesiology, Bove also holds a Master's in Exercise Science from South Florida. He is a certified strength and conditioning specialist (CSCS) and corrective exercise specialist (CES).

The Philadelphia, Pennsylvania native and his wife, Krista, have two sons, Tanner and Easton.

BASKETBALL OPERATIONS



TOM MAYSTADT **HEAD ATHLETIC TRAINER**

Tom Maystadt enters his seventh season as the Pelicans' Head Athletic Trainer. Maystadt previously served as the Rehabilitation Coordinator and Assistant Athletic Trainer of the Phoenix Suns for 10 seasons.

Maystadt is certified as an athletic trainer, corrective exercise specialist (CES) and performance enhancement specialist (PES). Maystadt is also a member of the National Athletic Trainers Association (NATA), National Basketball Athletic Trainers Association (NBATA) and Arizona Athletic Trainers Association (AZATA).

Following graduation from Iowa State University in 1992, Maystadt spent 16 years in the clinical and outreach setting while directing sports medicine clinics with Physiotherapy Associates (1999-2009). He was also the coordinator of the sports medicine programs in the Chandler Unified School District (CUSD) and Dobson High School in Mesa, AZ (1993-2000).

Maystadt and his wife, Jennifer, have two daughters, Grace and Lily.



STAN WILLIAMS **HEAD STRENGTH & CONDITIONING COACH/ASSISTANT ATHLETIC TRAINER**

Stan Williams enters his seventh season with the Pelicans, his fifth as Head Strength & Conditioning Coach after serving as an Assistant Athletic Trainer and Assistant Strength and Conditioning coach for the previous two seasons. Prior to joining the Pelicans, Williams served in the same capacity for two seasons with the Phoenix Suns.

Williams studied at Indiana University, where he received awards such as the Frank Family Scholarship for Sports Medicine and the NATA Hall of Famer Walter "Kip" Smith Commitment to Excellence Award. He received his Bachelor of Science degree in athletic training with a minor in exercise science in 2017. While in Bloomington, he worked as an athletic training student with the field hockey, volleyball and women's tennis teams, in addition to the men's and women's basketball teams. The Cincinnati, Ohio native is a certified athletic trainer (ATC), a member of the National Athletic Trainers' Association (NATA), Arizona Athletic Trainers' Association (AZATA), and National Basketball Athletic Trainers' Association (NBATA). He is a corrective exercise specialist (CES) and performance enhancement specialist (PES) from the National Academy of Sports Medicine (NASM).



DAVID JOVANOVIC **EQUIPMENT MANAGER**

David Jovanovic, an employee of the franchise since their inaugural season in 1988, returns for his 38th season with the Pelicans in 2025-26.

His responsibilities as the team's Equipment Manager consist of ordering and maintaining all of the team's equipment and maintaining the team's locker room. At home games, he ensures that the team and their opponents have everything they need for game preparation. In addition, he travels with the team to all preseason, regular season and playoff games and can be found in his usual seat at the end of the bench.

"Big Shot," as he is known by the players and staff, also directs the team's extensive ball boy program.

Along with his daily responsibilities with the team, he has also assisted with the original 1988 CBA tryouts for the team, the 1991, 2008, 2014 and 2017 NBA All-Star Games, training camp for the 1995 USA Women's Basketball Team that competed in Atlanta for the Summer Olympics, an exhibition game with the 1994 USA Men's Basketball Team that competed in the World Championships in Toronto as well as numerous NCAA Tournament Regionals and ACC Tournaments.

A native of Arlington, Va., Jovanovic attended Belmont Abbey College in Belmont, N.C., and earned his bachelor's degree in mathematics in 1988.

BASKETBALL OPERATIONS


BASKETBALL OPERATIONS STAFF



Emeka Akoh
Assistant Strength Coach



Ashley Amoss
Sr. Manager of Basketball
Operations



Adrian Booker
Birmingham Squadron
Assistant General Manager



Allie Boudreau
Assistant Physical Therapist



Jason Brown
Chief of Staff to the Head
Coach



John Butler
Security Officer




Brandon Demas
Player Development
Assistant



Ethan Gold
Team Development/Player
Engagement Liaison



Dr. Andrew Gottschalk
Team Internal Medicine



Chris Hereford
Equipment and Logistics
Coordinator



Owen Iwamasa
Basketball Data Systems
Manager



Ariel St. Julien
Team Dietitian



Jordan Kincaide
Assistant Strength &
Conditioning Coach




Jaxon Markworth
Assistant Equipment
Manager/Team Travel
Manager



Mary Martinko
Massage Therapist



Peggy McCranie
Basketball Operations
Receptionist




Jake McGee
Assistant Video
Coordinator



Jordan McGuire
Player Development
Assistant



Adam Mendelson
Assistant Equipment/
Facilities Manager




Mike Montgomery
Assistant Athletic Trainer



Dr. Scott Montgomery
Team Orthopedic Surgeon



Sherman Mushatt
Security Officer



Keith Omoerah
Video/Player Development
Assistant



Teniya Page
Director of Player
Programming & Team
Development



Elena Randolph
Team Development
Associate

BASKETBALL OPERATIONS




Chico Robinson
Director of Team Security



Jacob Robinson
Basketball Operations
Intern



Dr. Jenna Rosen
Director of Mental Health
& Wellness




Dom Samangy
Basketball Analytics
Coordinator



Gil Schmidt
Assistant Athletic Trainer



Evelyn Shuler
Nutrition Assistant



Connor Smith
Assistant Athletic Trainer/
Physical Therapist



Davis Smith
Basketball Operations
Manager

PLAYERS



PLAYERS | ROSTER

2025-26 ROSTER



15 JOSE
ALVARADO



41 SADDIQ
BEY



0 JEREMIAH
FEARS



24 JORDAN
HAWKINS



2 HERB
JONES



55 KEVON
LOONEY



17 KARLO
MATKOVIĆ



21 YVES
MISSI



25 TREY
MURPHY III



5 DEJOUNTE
MURRAY



14 MICAH
PEAVY



3 JORDAN
POOLE



22 DERIK
QUEEN



9 JADEN
SPRINGER



1 ZION
WILLIAMSON

TWO-WAY PLAYERS



23 TREY
ALEXANDER



4 HUNTER
DICKINSON



11 BRYCE
MCGOWENS

PLAYERS | ROSTER

2025-26 ROSTER

No	Player	Pos	Ht	Wt	Birthdate	Prior to NBA/Country	NBA Exp.
23	Trey Alexander*	G	6-4	187	5/2/2003	Creighton/USA	1
15	Jose Alvarado	G	6-0	182	4/12/1998	Georgia Tech/USA	4
41	Saddiq Bey	F	6-7	215	4/9/1999	Villanova/USA	4
4	Hunter Dickinson*	C	7-1	271	11/25/2000	Kansas/USA	0
0	Jeremiah Fears	G	6-4	183	10/14/2006	Oklahoma/USA	0
24	Jordan Hawkins	G	6-5	185	4/29/2002	Connecticut/USA	2
2	Herb Jones	G/F	6-7	212	10/6/1998	Alabama/USA	4
55	Kevon Looney	F/C	6-9	249	2/6/1996	UCLA/USA	10
17	Karlo Matković	F/C	6-11	260	3/30/2001	Cedevita Olimpija/Croatia	1
11	Bryce McGowens*	G	6-6	197	11/8/2002	Nebraska/USA	3
21	Yves Missi	C	6-11	236	5/14/2004	Baylor/Cameroon	1
25	Trey Murphy III	F	6-8	217	6/18/2000	Virginia/USA	4
5	Dejounte Murray	G	6-5	181	9/19/1996	Washington/USA	8
14	Micah Peavy	F	6-7	225	7/16/2001	Georgetown/USA	0
3	Jordan Poole	G	6-4	200	6/19/1999	Michigan/USA	6
22	Derik Queen	F/C	6-10	248	12/27/2004	Maryland/USA	0
9	Jaden Springer	G	6-4	225	9/25/2002	Tennessee/USA	4
1	Zion Williamson	F	6-6	284	7/6/2000	Duke/USA	5

*Two-Way Player

Head Coach: Willie Green (Detroit Mercy)

Associate Head Coach: James Borrego (San Diego)

Assistant Coaches: Jarron Collins (Stanford), Casey Hill (Trinity), Aaron Miles (Kansas), Mike Hopkins (Syracuse), Corey Brewer (Florida), Jodie Meeks (Kentucky), Greg Monroe (Georgetown)

Director of Rehabilitation: Amy Almore (Southern California)

Director of Performance & Sports Science: Daniel Bove (Penn State)

Head Athletic Trainer: Tom Maystadt (Iowa State)

2025-26 NUMERICAL ROSTER

0	Jeremiah Fears
1	Zion Williamson
2	Herb Jones
3	Jordan Poole
4	Hunter Dickinson*
5	Dejounte Murray
9	Jaden Springer
11	Bryce McGowens*
14	Micah Peavy
15	Jose Alvarado
17	Karlo Matković
21	Yves Missi
22	Derik Queen
23	Trey Alexander*
24	Jordan Hawkins
25	Trey Murphy III
41	Saddiq Bey
55	Kevon Looney

*Two-Way Player

PLAYERS | 15 JOSE ALVARADO

Position
GUARD

NBA Experience
4

Height/Weight
6-0/182

Birthdate
APRIL 12, 1998

Birthplace
BROOKLYN, N.Y.

College
GEORGIA TECH

High School
CHRIST THE KING
(Middle Village, N.Y.)



Transactions: Undrafted in the 2021 NBA Draft...Signed by New Orleans to a two-way contract on 8/19/21...Signed by New Orleans to a multi-year contract on 3/28/22...Signed a multi-year contract extension with the New Orleans Pelicans on 9/30/24.

2024-25 Season: Appeared in 56 games (23 starts) during his fourth season with the Pelicans...Averaged a **career-high** 10.3 points, 4.6 assists, 2.4 rebounds and 1.3 steals in 24.4 minutes per contest...Shot .393 from the floor, .359 from three-point range and .811 from the free throw line...Scored in double figures 27 times, including four games of scoring 20-plus points...Notched two double-doubles and recorded three steals in 12 games...On 10/30 at GSW, notched 16 points, five rebounds, four assists, one steal and tied a **career-high** with two blocks. In addition, played in 35 minutes which ties a **career-high**...On 11/1 vs. IND, started his second game of the season posting 12 points, six rebounds, seven assists and two steals in 32 minutes of play...On 11/3 vs. ATL, led the team with seven assists to go along with nine points, three rebounds and a steal...On 11/4 vs. POR, in 34 minutes notching 18 points and six assists while shooting 3-of-9 (.333) from three-point range and a perfect 7-of-7 from the free throw stripe. His seven made free throws tied a **career-high**...On 11/6 vs. CLE, scored a season-high 27 points on 10-of-14 (.714), including a perfect 7-of-7 from deep range. This marks the second time in franchise history that a player made seven threes and did not miss, along with Bobby Jackson, who notched 25 points on a perfect 7-of-7 from deep range on 1/11/08. Additionally, this marks the 34th time in NBA history that a player sunk seven or more threes without missing in a game. Lastly, this marks the third time in NBA history that an undrafted player accomplished this feat (seven or more threes in a game without a miss), and the second time in NBA history that an undrafted player accomplished this feat (27 points on seven or more threes without a miss, along with Robert Covington)...On 11/8 at ORL, posted 21 points, five rebounds, five assists and three steals while converting 7-of-18 (.389) from the floor, 4-of-11 (.354) from three-point range and 4-of-6 (.667) from the free throw stripe...On 1/3 vs. WAS, made his return to the court after missing time due to a hamstring injury, posting five points, two rebounds and three assists in 20 minutes of play...On 1/10 at PHI, posted 13 points, two boards, a team-high nine assists and two steals while shooting 4-of-8 (.500) from the floor, 3-of-6 (.500) from three-point range and a perfect 2-of-2 from the free throw line...On 1/17 vs. UTA, posted 19 points, five rebounds, six dimes and a block while shooting 6-of-11 (.545) from three-point range. In the fourth quarter, he posted 16 points shooting 5-of-7 (.714) from three-point range and 1-of-2 (.500) from the free throw stripe...On 2/12 vs. SAC, scored 18 points on 7-of-15 (.467) from the floor, including 3-of-9 (.333) from behind the arc. He added nine dimes, three rebounds, two steals and a block...On 2/23 vs. SAS, pulled down a **career-high** nine rebounds to go along with 12 points and a game-high eight assists...On 3/8 at HOU, posted 17 points on 7-of-16 (.438) from the field while adding four rebounds, seven assists and a steal in 23 minutes...On 3/9 vs. MEM, started his 12th game of the season, posting his second career double-double, scoring 11 points and tossing out a **career-high** 11 dimes. He finished the game shooting 3-of-6 (.500) from three-point range and added one steal and two blocks in 32 minutes of action...On 3/11 vs. LAC, finished with 14 points, four assists, two rebounds and two steals while shooting 4-of-5 (.800) from three-point range in 25 minutes of action...On 4/2 at LAC, posted a double-double, scoring 17 points and tossing out 10 dimes...On 4/4 at LAL, scored a season-high 27 points on 10-of-21 (.476) from the floor, including 6-of-10 (.600) from three-point range...Missed 26 games on the season due to injury, 23 games due to a left hamstring strain, two games due to right calf soreness and one game due to a non-COVID illness.

Professional: In 227 games (34 starts) over four seasons for New Orleans, averaged 8.2 points, 3.1 assists, 2.2 rebounds and 1.2 steals in 20.0 minutes per game while shooting .411 from the floor, .348 from three-point distance and .757 from the charity stripe...Scored in double figures 78 times, including seven times scoring 20-plus points...Notched three or more steals in 37 contests...Posted three double-doubles...**2023-24**

CAREER HIGHS

PTS	38	DEN 12/4/22
FGM	12	DEN 12/4/22
FGA	21	@LAL 4/4/25
3FGM	8	DEN 12/4/22
3FGA	11	(4 Times)
FTM	7	(Twice)
FTA	8	@MIL 1/29/23
OREB	3	@CHA 3/21/22
DREB	9	SAS 2/23/25
TREB	9	SAS 2/23/25
ASTS	11	MEM 3/9/25
STLS	6	HOU 3/13/22
BLKS	2	(7 Times)
MINS	35	(4 Times)

PLAYERS | 15 JOSE ALVARADO

Season: In his third season with New Orleans, appeared in 56 games, averaging 7.1 points, 2.3 rebounds, 2.1 assists and 1.1 steals while converting .412 from the floor, .377 from three-point range and .673 from the free throw stripe. Posted three steals five times and scored in double figures 13 times...On 11/20 vs. SAC, made his season debut, posting five points and three assists, shooting 2-of-5 (.400) from the floor... On 11/22 vs. SAC, scored 10 points, shooting 4-of-9 (.444) from the field and 2-of-6 (.333) from three-point range...On 11/25 at UTA, scored 13 points, shooting 5-of-11 (.455) from the field and 3-of-6 (.500) from three-point range...On 12/4 at SAC, scored nine points off the bench on 3-of-4 (.750) from the field, including 2-of-3 (.667) from three-point range. Alvarado added three rebounds, two assists, two steals and tied a **career-high** with two blocks...On 12/15 at CHA, recorded eight rebounds to go along with eight points, one assist, a steal and a block...On 12/17 at SAS, scored 16 points, shooting 5-of-7 (.714) from the field, 3-of-5 (.600) from three-point range and 3-of-4 (.750) from the free throw line... On 12/31 vs. LAL, posted eight points, three rebounds, one assist, a **season-high** four steals and tied a **career-high** with two blocks...On 2/5 vs. TOR, notched 11 points, four rebounds, four assists and three steals while shooting 5-of-11 (.455) from the floor...On 2/22 vs. HOU, tossed out a season-high seven assists to go along with 11 points, two rebounds, a steal and tied a **career-high** with two blocks...On 3/22 at MIA, scored a season-high 17 points on 6-of-12 (.500) shooting from the field and 4-of-7 (.571) from three-point range in 31 minutes of play...On 4/7 at PHX, posted 15 points, shooting 5-of-8 (.625) from three-point distance. His five threes mark a **season-high**. Alvarado added three rebounds and a steal in 22 minutes of action...On 4/11 at SAC, notched 14 points, six rebounds and six assists while shooting 5-of-8 (.625) from the floor, including 4-of-6 (.667) from three-point range...**2022-23 Season:** In his second season with New Orleans, appeared in 61 games (10 starts), averaging 9.0 points, 2.3 rebounds, 3.0 assists and 1.1 steals in 21.5 minutes per game while shooting .411 from the field, .336 from behind the arc and .813 from the free throw line...Scored in double figures 26 times...Notched three steals nine times...Was selected to the 2023 Jordan Rising Stars Game during NBA All-Star Weekend... On 11/18 vs. BOS, grabbed a **season-high** six rebounds to go along with 10 points, four assists, one steal and a block...On 11/23 at SAS, tossed out a **season-high** nine assists to go along with five points, three rebounds and three steals...On 12/4 vs. DEN, notched a **career-high** 38 points, shooting 12-of-19 (.632), 8-of-11 (.727) from beyond the arc and 6-of-7 (.857) from the charity stripe. His 38 points off the bench, is the **most points off the bench by an undrafted player in NBA history**, previously held by Golden State's Ian Clark (36) on 3/11/17, the **most points scored by any bench reserve in franchise history** (37 points by Marcus Thornton 2/23/10 @ CLE) and is third most points scored off the bench by any NBA player this season. Additionally, Alvarado's 38 points is the most off the bench by any NBA player this season. Lastly, Alvarado's eight made three pointers marks a **career-high**. Became one of nine players in franchise history to hit eight three-pointers in a game and just the third to do it off the bench (Ryan Anderson [twice], JJ Redick)... On 12/30 vs. PHI, snatched a **season-high** four steals to go along with seven points, two rebounds and three assists... Missed 21 games this season, one due to a right rib contusion and the other 20 games were missed due to a right tibia stress reaction...**2021-22 Season:** In 54 games (one start) with New Orleans, averaged 6.1 points, 2.8 assists, 1.9 rebounds and 1.3 steals in 15.4 minutes per game while shooting .446 from the floor, .291 from three-point range and .679 from the free throw line...Scored in double figures 11 times... Finished the season with a total plus/minus of plus-143, which led all rookies in the NBA...Ranked 1st among all NBA rookies with a 3.80 assist/turnover ratio and ranked 2nd among NBA rookies in steals per game (1.3)...Ranked 1st among all NBA rookies in steal/turnover ratio (1.77)...On 11/3 at SAC, played in his first regular-season NBA game...On 11/5 at GSW, made his **first career** NBA bucket and finished the game with five points and an assist... On 1/13 vs. LAC, grabbed eight rebounds to go along with four assists, four points and three steals in 15 minutes played...On 1/25 at PHI, made his **first career** start, posting 11 points, three rebounds, five assists, two steals and two blocks in 33 minutes played... On 2/10 vs. MIA, had a team-high 17 points, shooting 7-of-12 (.583) from the floor and 3-of-6 (.500) from behind the arc... On 3/13 vs. HOU, notched his **first career** double-double, scoring 16 points and tossing out 10 assists...He also posted a **career-high** six steals, which is the most by a Pelicans player all season...Missed two games due to Health and Safety Protocols...**Play-In Tournament:** Appeared in both games for the Pelicans, averaging 8.0 points, 2.5 rebounds and 3.0 assists in 19.5 minutes per game while shooting .357 from the floor, .600 from three-point range and .750 from the free throw line.

International (Puerto Rico): Represented Puerto Rico in the 2024 Paris Olympics, playing in all three of Puerto Rico's group phase games against South Sudan, Serbia and USA...Averaged 15.3 points, 1.7 rebounds, 3.0 assists and 1.0 steals in 23.7 minutes per game...Converted .486 from the field, .316 from deep and .750 from the free throw line...Scored a game-high 26 points vs. South Sudan, shooting 9-of-16 (.563) from the field and 3-of-8 (.375) from deep...Added a team-high five assists and a team-high two steals.

G League: 2021-22 (Birmingham Squadron): Appeared in five games for New Orleans' G League affiliate during the Showcase, averaging 19.8 points, 6.8 assists and 6.0 rebounds while shooting .529 from the field, .429 from three-point range and .750 from the free throw line.

Playoffs: Has appeared in 10 playoff games, holding averages of 5.5 points, 1.8 assists, 1.2 rebounds, and 1.2 steals in 17.9 minutes per contest...**2024 (New Orleans):** Appeared in all four games of the Pelicans' first-round playoff series against the Oklahoma City Thunder, averaging 1.8 points, 1.0 rebounds and 2.3 assists in 15.4 minutes per game...Alvarado notched five steals and one block over the course of the series...**2022 (New Orleans):** Played in all six playoff games in the 2022 Western Conference First Round against the Phoenix Suns, averaging 8.0 points, 1.5 assists, 1.3 rebounds and 1.2 steals in 19.5 minutes per game...Converted .485 from the field, .375 from three-point range and .769 from the free throw line...On 4/19 at PHX, scored eight points, converting a perfect 3-of-3 from the floor, including 2-of-2 from three-point range...On 4/28 vs. PHX, played 31 minutes in Game 6, posting 11 points, four assists, three rebounds and two steals while shooting 4-of-8 (.500) from the floor and 3-of-5 (.600) from the free throw line.

Summer League (2021): Appeared in five games at MGM Resorts 2021 NBA Summer League for the Pelicans in Las Vegas, averaging 4.4 points, 1.8 rebounds, 2.0 assists and 1.4 steals.

College (Georgia Tech: 2017-21): Started all 106 games except for two for the Yellow Jackets for four seasons, averaging 13.5 points, 3.6 rebounds, 3.6 assists and 2.1 steals in 34.9 minutes played...Throughout his career shot .444 from the floor, .341 from long range and .790 from the free throw line...Was on a Tech team that won its first ACC Championship in 28 years and played in the NCAA Tournament for the first time in 11 years...Named ACC Defensive Player of the year and second-team All-ACC after making third-team All-ACC as a junior...Also named Georgia Co-Player of the Year (with teammate Moses Wright) by the Atlanta Tipoff Club... Played the entire 40 minutes (45 in one overtime game) 24 times in his career...Has risen to 10th place on Tech's career list for steals (226)...Had 71 career double figure scoring games (16 as

PLAYERS | 15 JOSE ALVARADO

a freshman, 20 as a sophomore, 15 as a junior, 20 as a senior)...Topped 20 points 25 times...Finished career No. 19 in career points at Tech (1,429)...No. 3 all-time at Tech in career steals (226)...His 384 career assists are 11th all-time at Tech...No. 11 at Tech in career three-point field goals (172)...Followed a pair of legendary New York point guards into the Tech program — Kenny Anderson (1989-91) and Stephon Marbury (1995-96)...**Senior (2020-21):** Named the ACC Defensive Player of the Year, the second Tech player to be so honored (center Ben Lammers in 2017), and made the All-ACC second team by both official ACC voting panel and the Associated Press...Also named first-team All-District 2 by the National Association of Basketball Coaches...Ranked among the top 10 in the ACC in seven (7) statistical categories...No. 8 in scoring (15.19 ppg), No. 5 in FG percentage (.504), No. 2 in FT percentage (.838), No. 6 in assist average (4.08), No. 1 in steals (2.85), No. 7 in assist/turnover ratio (2.00), No. 2 in minutes (37.10)... Ranked No. 2 nationally in steals per game...Led the ACC in steals for the second year in a row, a first for a Tech player and first ACC player to do so since Chris Paul in 2004 and 2005...In ACC games, averaged 14.41 points (12th), 4.24 assists (5th) and 3.12 steals (1st), hitting .526 from the floor (6th), .403 from three-point range, .872 from the foul line...Made the ACC All-Tournament second team after scoring 13 points with five assists, three assists and five steals, and no turnovers in the full 40 minutes, in Tech's championship game win over Florida State ... Scored 20 or points eight times in 2020-21, five times in ACC games... Ranked No. 2 in the ACC in average minutes, 18th nationally...**Junior (2019-20):** Voted to the All-Atlantic Coast Conference third team despite missing seven games due to injury early in the season...Became the 45th Tech player to reach 1,000 career points with his 23-point performance against Pittsburgh on March 4 (has 1,034 points through three seasons at Tech)...Missed seven of eight games after season opener at NC State with right ankle injury... Averaged 15.1 points, 4.0 assists and 2.4 steals in that stretch, and hit 35.1 percent of his three-point tries, and shot .454 from the floor overall... Hit at least one three-point field goal in 18 straight games to end the season, dating back to Jan. 4 at North Carolina, the longest streak for a Tech player since Adam Smith connected in 24 straight games during the 2015-16 season...Scored a season-high 26 in the Jackets' win over NC State on Jan. 25, coming up with a Tech-record nine steals, including thefts on each of the Wolfpack's final two possessions to preserve the victory...His nine steals broke the Tech record of eight set by Kenny Anderson, another Brooklyn product, against Duke on Jan. 30, 1991... ACC record is 11, and only three ACC players have ever recorded more than nine steals in a game...Hit career-high for assists three times in 2020 (8 vs. Duke, 8 vs. BC and 9 vs. Notre Dame)...Seven 20-point efforts over his last 18 games, beginning with a 25-point performance at North Carolina in which he hit 8-of-12 shots from the floor and 4-of-6 from distance...In ACC games, ranked 8th in scoring (16.05 ppg), No. 6 in field goal percentage (.465), No. 8 in assists (4.32) and No. 1 in steals (2.37) ... For the season, averaged 14.4 points and career-high 4.0 assists in 33.5 minutes per game...Averaged 11.3 points and 4.5 assists in Tech's August trip to Spain, and hit 8-of-16 from three-point range...**Sophomore (2018-19):** Led Tech in scoring (12.5 ppg), assists (3.4 ppg) and steals (1.8 ppg)...Averaged team-high 12.5 points, 3.9 rebounds, 3.6 assists, 1.8 steals in ACC games... Notched double figures in 20 games, including 24 at Northwestern, 20 at Arkansas, 20 vs. Virginia Tech, 21 vs. Boston College...**Freshman (2017-18):** Started every game as Tech's primary point guard, ranking fourth in the ACC at 39.2 minutes per game in conference play prior to suffering a dislocated left elbow 12 minutes into Tech's Feb. 11 game against Duke...Sideline the remainder of the season and underwent surgery to repair the injury...Ranked fourth among freshmen nationwide in overall minutes per game (35.9) and percentage of minutes played (89.3)... Ranked fifth among ACC freshmen in scoring, fourth in assists...Eleven double figure games in the last 16, 16 altogether as a freshman...Averaged 13.2 ppg in last six games (27-61 FG, 14-31 on threes) prior to Duke...Topped 20 points four times (22 vs. Grambling State, 23 vs. Wright State, 23 vs. Yale, 23 at Florida State)...Excellent at the foul line (80.2 percent on 81 attempts, third on the team in both).

High School: Three-star prospect out of high school who was ranked the No. 9 player in the state of New York and No. 33 in the nation at his position by ESPN...Named New York City Catholic League player of the year as a junior in 2015-16, led Christ the King, the No. 19 team in the nation entering the 2016-17, to the New York City title twice...Averaged 17 points and 6.5 assists per game as a junior...Posted the first quadruple-double in school history (18 points, 10 rebounds, 10 assists, 10 steals)...Led his AAU team, the New York Rens, to the Peach Jam quarterfinals in the summer of 2016, averaging 11 points and five assists.

Personal: Alvarado is of Puerto Rican and Mexican heritage...He and his fiancé, Flor, have two daughters named Nazanin and Brooklyn...Began playing basketball at age nine...Graduated May 8, 2021 with a bachelor's degree in literature, media and communications...Loves throwback music...Has his own signature shoe with PEAK...Favorite non-NBA athlete is Gervonta Davis.

NBA REGULAR SEASON STATS

SEASON	TM	G	GS	MP	FG	FGA	FG%	3P	3PA	3P%	FT	FTA	FT%	ORB	DRB	TRB	AST	STL	BLK	TOV	PF	PTS	PPG	RPG	APG
2021-22	NOP	54	1	834	131	294	0.446	32	110	0.291	36	53	0.679	25	75	100	152	71	7	40	73	330	6.1	1.9	2.8
2022-23	NOP	61	10	1310	201	489	0.411	83	247	0.336	65	80	0.813	28	113	141	186	67	10	81	125	550	9.0	2.3	3.0
2023-24	NOP	56	0	1028	142	345	0.412	78	207	0.377	35	52	0.673	25	103	128	117	59	15	40	89	397	7.1	2.3	2.1
2024-25	NOP	56	23	1366	204	521	0.392	111	309	0.359	60	74	0.811	27	109	136	259	74	14	86	91	579	10.3	2.4	4.6
CAREER		227	34	4538	678	1649	0.411	304	873	0.348	196	259	0.757	105	400	505	714	271	46	247	378	1856	8.2	2.2	3.1

NBA POSTSEASON STATS

SEASON	TM	G	GS	MP	FG	FGA	FG%	3P	3PA	3P%	FT	FTA	FT%	ORB	DRB	TRB	AST	STL	BLK	TOV	PF	PTS	PPG	RPG	APG
2021-22	NOP	6	0	117	16	33	0.485	6	16	0.375	10	13	0.769	2	6	8	9	7	1	7	18	48	8.0	1.3	1.5
2023-24	NOP	4	0	62	3	20	0.150	1	14	0.071	0	0	--	0	4	4	9	5	1	4	3	7	1.8	1.0	2.3
CAREER		10	0	179	19	53	0.358	7	30	0.233	10	13	0.769	2	10	12	18	12	2	11	21	55	5.5	1.2	1.8

PLAYERS | 41 SADDIQ BEY

Position
FORWARD

NBA Experience
4

Height/Weight
6-7/215

Birthdate
APRIL 9, 1999

Birthplace
CHARLOTTE, NC

College
VILLANOVA

High School
SIDWELL FRIENDS SCHOOL
(Washington, DC)



Transactions: Drafted 19th overall by the Brooklyn Nets in the 2020 NBA Draft...Acquired by Detroit in a three-team trade with Brooklyn and the LA Clippers on 11/19/2020...Acquired by Atlanta on 2/9/2023, from Detroit in a four-team trade with Golden State, Detroit, and Portland...Signed by Washington on 7/12/2024... As part of a three-team trade, New Orleans acquired Saddiq Bey, Jordan Poole and the draft rights to Micah Peavy from Washington in exchange for CJ McCollum, Kelly Olynyk and a future second round pick. Additionally, New Orleans traded the draft rights of Mojave King to the Houston Rockets.

2023-25 Season (Washington): Missed the entire 2024-25 season due to a torn ACL sustained on 3/10/24.

Professional: Appeared in 292 career games (223 starts) with the Detroit Pistons and Atlanta Hawks, holding career averages of 14.1 points, 5.2 rebounds and 1.8 assists per game...Scored in double figures in 215 games and amassed 20 plus points in 65 games over his career... Named to the 2020-21 All-NBA Rookie First-Team...**2022-24 Season (Atlanta):** Appeared in 63 games (51 starts), posting averages of 13.7 points, 6.5 rebounds, and 1.5 assists per game... Totaled 10 plus points in 51 games and 20 plus points in seven games...Scored a season-high 26 points on 1/28/24 vs. Toronto...Recorded eight double-doubles on the season, and posted five-plus rebounds in 46 games... Knocked down his 700th career free throw against Cleveland on 3/6...Recorded his 4000th career point on 2/25 at Orlando, becoming fifth player from the 2020 NBA Draft to pour in 4,000 career points, joining Anthony Edwards, Tyrese Maxey, Desmond Bane, and Tyrese Haliburton...Buried his 600th career three-pointer at Indiana on 1/5...Became the third player from the 2020 NBA Draft to hit 600 triples, trailing only Anthony Edwards and Desmond Bane...Grabbed a **career-high** seven offensive rebounds on 1/28 vs. Toronto, to go along with **season-highs** of 26 points and 13 rebounds, while only committing one turnover in 41 minutes of play...Bey became the first Hawk since Josh Smith on 3/23/12 to record at least 25 points and 10 rebounds, while committing one-or-fewer turnovers in 40-or-more minutes in a non-overtime contest...Missed the remainder of the season due to a torn left ACL (Sustained the injury during the Hawks' 3/10 game vs. New Orleans)...**2022-23 Season (Detroit/Atlanta):** Appeared in 77 games during the 2022-23 season (37 starts) with Detroit and Atlanta, averaging 13.8 points, 4.7 rebounds, and 1.5 assists in 27.6 minutes...He shot .422 from the field, .361 from the three-point range and .861 from the free throw line...His .422 field goal percentage (353-out-of-836) and .861 free throw percentage (205-out-of-238) marked the highest such percentages of his career...With the Hawks, saw action in 25 games (seven starts), notching 11.6 points, 4.8 rebounds and 1.4 assists in 25.2 minutes while shooting .470 from the field, .400 from the three-point range and .862 from the free throw line...His .400 three-point percentage marked the 22nd-highest three-point mark in the NBA since 2/13...In his first game against his former team, the Detroit Pistons, on 3/21, tallied a 14-point, 11-rebound double-double off the bench, becoming the first player in the NBA during the 2022-23 season to record a double-double in his first game against a team he played for earlier in the same season (Elias Sports)...Scored 10-or-more points in 56 games, including 16 games with at least 20 points...Netted a **season-high** 31 points on 1/11 against Minnesota (with Detroit)...Connected on two three-pointers 41 times, including 25 games with at least three triples...Buried a **season-high** six three-pointers on 12/28 against the Orlando Magic (with Detroit)...Knocked down his 500th career three-pointer in his 209th career game on 2/28 against Washington, becoming the 10th-fastest player in NBA history to hit 500 career triples (in terms of games played)...In that same game on 2/28, poured in his 3,000th career point, becoming just the third member of his draft class to hit the 3,000-point plateau...In a 122-119 Pistons victory at Golden State on 1/4, connected on the game-winning, buzzer-beating three-pointer to earn win...Hit the game-winner on 1/1 to claim a 117-116 win against San Antonio...**2021-22 Season (Detroit):** Appeared in a team-high 82 games (all starts) during the 2021-22 season for Detroit, averaging **career highs** in points per game (16.1), rebounds per game (5.4), assists per game (2.8), and minutes per game (33.0)...

CAREER HIGHS

PTS	51	ORL 3/17/22
FGM	17	ORL 3/17/22
FGA	27	ORL 3/17/22
3FGM	10	ORL 3/17/22
3FGA	15	MIA 5/16/21
FTM	12	@SAS 12/26/21
FTA	15	TOR 1/28/24
OREB	7	TOR 1/28/24
DREB	14	@ CHI 10/23/21
TREB	17	SAS 1/1/22
ASTS	8	MIN 2/3/22
STLS	5	CHA 10/25/23
BLKS	2	(Twice)
MINS	47	SAS 1/1/22

PLAYERS | 41 SADDIQ BEY

Scored 10-plus points 60 times, 20-plus points 30 times, 30-plus points six times and 50-plus points once...Led the team in scoring 21 times, in rebounds 14 times, in assists 10 times and in steals 21 times...Was one of only two players [Mikal Bridges (Phoenix)] to start every game during the 2021-22 season for their respective team and became only the ninth player in Pistons history to start every game since the turn of the century...Scored a **career-high** 51 points at Orlando on 3/17...Became the youngest player (22 years, 342 days) in Pistons history to score 50-plus points...Became the first Piston to record at least 51 points, nine rebounds, four assists and three steals in a game...His ten 3-pointers tied Joe Dumars' record for most threes in a game in **team history**...Became only the seventh player in **franchise history** to score 50 points in a game (George Yardley, Dave Bing, Kelly Tripucka, Jerry Stackhouse, Richard Hamilton and Blake Griffin)...Grabbed a **career-high** 17 rebounds (14 defensive) and played a **career-high** 47 minutes vs. San Antonio (1/1)...His 21 points and 17 boards marked his second career game with at least 20 points and 15 rebounds (10/23 at Chicago, 21 points and 16 rebounds)...Became only the second Pistons forward to record multiple games with at least 20 points and 15 rebounds in his first two seasons since Grant Hill (1995-96)...Dished out a **career-high** eight assists vs. Minnesota (2/3) and tied a **career-high** four steals vs. Brooklyn (11/5)...Set a Pistons single-season record with 211 three-pointers, becoming the first player in franchise history to eclipse 200-threes...Finished his second NBA season with 386 three-pointers in 152 career games, marking the second-highest total triples through as many games in NBA history [Duncan Robinson (502)]...Finished **10th in NBA** with 610 three-pointers attempted...Recorded seven games with 30-plus points – the most by a Pistons player in his first two seasons since Hill (1994-96)...Recorded four consecutive games with 20-plus points and 40-plus minutes (12/23 – 1/1), making him the first Piston to record such a streak since Chauncey Billups (2003)...Named a 2022 Clorox Rising Star participant at NBA All-Star Weekend as part of Team Isaiah...**2020-21 Season (Detroit):** During the 2020-21 campaign, appeared in a team-high 70 games (53 starts) for Detroit and averaged 12.2 points, 4.5 rebounds, 1.4 assists, and 0.7 steals in 27.3 minutes per game...Was named to the NBA All-Rookie First Team...Led the team in scoring seven times and in rebounds eight times...Scored 10-plus points 48 times, 20-plus 11 times and 30-plus once...Grabbed 10-or-more rebounds four times and recorded three double-doubles...Among rookie league leaders, ranked fourth in points per game (12.2), seventh in rebounds per game (4.5), fifth in field goal percentage (.404), fifth in three-point field goal percentage (.380), second in free throw percentage (.844), 10th in steals per game (0.7) and eighth in minutes per game (27.3)...Scored a then-career-high 30 points, shooting 10-out-of-12 (.833) from the floor and 7-out-of-7 from the three-point range at Boston (2/12)...Grabbed a **then-career-high** 12 rebounds twice [at Boston (2/12) and vs. Toronto (3/17)]...Dished out a career-high six assists vs. New Orleans (2/14)...Swiped a career-high four steals at L.A. Clippers (4/11) and recorded a career-high two blocks twice [at Brooklyn (3/13) and at Charlotte (5/1)]...Played in a then-career-high 41 minutes vs. Chicago (5/9)...Made 175 three-pointers, which marked the highest total by a Pistons rookie and tied for the fourth-most by a Piston in a single season...Recorded NBA rookie single-season records for games with at least four three-pointers (21) and with at least five 3-pointers (13)...Shot 7-out-of-7 from three-point range at Boston (2/12), the most by a Pistons rookie...Became the first rookie in NBA history to make seven three-pointers and shoot 100% from behind the arc...Became only the fourth rookie in **NBA history** to record a 30-point double-double (12 rebounds) with seven 3-pointers (Jason Kidd, Stephen Curry, Lauri Markkanen)...Made six three-pointers in the first quarter vs. Cleveland (4/19), the most in a quarter by a Pistons rookie...Named Eastern Conference Player of the Week for 2/14/21 after averaging 17.8 points, 5.5 rebounds, 2.0 assists and 0.8 steals and leading the Pistons to a 3-1 record for the week...Joined Kelly Tripucka (3/14/82) as the only other Pistons rookie to win the award...DNP-CD twice...Named to the 2020-21 All-NBA Rookie First-Team...Named to the 2021 USA Basketball Select Team which trained with the USA Basketball Men's National Team in preparation for the 2020 Tokyo Olympics...Was later promoted to the senior team for exhibition games leading up to the Olympics.

Playoffs: Appeared in all six of Atlanta's first round contests against the No. 2-seeded Boston Celtics in the 2023 Eastern Conference Playoffs, averaging 7.5 points, 4.0 rebounds and 1.0 assist in 22.0 minutes while shooting .375 from the floor, .389 from three-point range and .889 from the free-throw line...In the Hawks' Game 3 victory over the Celtics on 4/21, notched 15 points on 5-out-of-7 (.714) shooting from the field, in addition to a perfect 3-out-of-3 mark from the three-point line and 2-out-of-2 from the charity stripe, eight rebounds and two assists in 27 minutes off the bench...Became the first Hawks bench player since at least the 1985-86 season to finish a playoff game with at least 15 points while shooting .700 from the field, 1.000 from the three-point line and 1.000 from the free-throw line.

Play-In Tournament: Saw action in 33 minutes in Atlanta's 2023 NBA Play-In Tournament win over Miami on 4/11, advancing the club to the NBA Playoffs as the No. 7 seed in the Eastern Conference...Tallied 17 points, six rebounds and one block in the Hawks 116-105 win...Due to a torn left ACL, missed Atlanta's 2024 NBA Play-In Tournament game at Chicago.

College (Villanova): Attended Villanova from 2018-20, appearing in 67 games (60 starts) and posting averages of 11.9 points, 4.9 rebounds and 1.8 assists per game...In 2019-20, averaged 16.1 points and 4.7 rebounds per contest in 31 regular season appearances, earning a unanimous first team All-BIG EAST selection and was one of 15 players on the national ballot for the John R. Wooden Award...In 2018-19, was named to the BIG EAST All-Freshman team after averaging 8.2 points, 5.1 rebounds over 29.6 minutes per game while starting in 29 games and connecting on .374 of his attempts from beyond the three-point arc.

Personal: Is the son of Drewana Bey, PhD, an instructional superintendent of secondary schools in the Washington, D.C. public system, who played collegiate basketball at the University of North Carolina – Charlotte...Was born in Charlotte, North Carolina but grew up in Largo, Maryland...Attended the same Washington, D.C., high school (Sidwell Friends) as former Villanova and current NBA guard Josh Hart.

PLAYERS | 41 SADDIQ BEY

NBA REGULAR SEASON STATS

SEASON	TM	G	GS	MP	FG	FGA	FG%	3P	3PA	3P%	FT	FTA	FT%	ORB	DRB	TRB	AST	STL	BLK	TOV	PF	PIS	PPG	RPG	APG
2020-21	DET	70	53	1909	279	691	0.404	175	460	0.38	124	147	0.844	43	275	318	95	52	14	60	110	857	12.2	4.5	1.4
2021-22	DET	82	82	2704	450	1136	0.396	211	610	0.346	210	254	0.827	107	334	441	233	73	16	96	128	1321	16.1	5.4	2.8
2022-23	TOT	77	37	2129	353	836	0.422	151	418	0.361	205	238	0.861	98	264	362	118	70	13	71	123	1062	13.8	4.7	1.5
2022-23	DET	52	30	1500	245	606	0.404	101	293	0.345	180	209	0.861	59	183	242	84	50	12	54	86	771	14.8	4.7	1.6
2022-23	ATL	25	7	629	108	230	0.47	50	125	0.4	25	29	0.862	39	81	120	34	20	1	17	37	291	11.6	4.8	1.4
2023-24	ATL	63	51	2062	290	697	0.416	113	358	0.316	170	203	0.837	167	244	411	92	51	11	54	88	863	13.7	6.5	1.5
CAREER		292	223	8804	1372	3360	0.408	650	1846	0.352	709	842	0.842	415	1117	1532	538	246	54	281	449	4103	14.1	5.2	1.8

NBA POSTSEASON STATS

SEASON	TM	G	GS	MP	FG	FGA	FG%	3P	3PA	3P%	FT	FTA	FT%	ORB	DRB	TRB	AST	STL	BLK	TOV	PF	PIS	PPG	RPG	APG
2022-23	ATL	6	0	133	15	40	0.375	7	18	0.389	8	9	0.889	7	17	24	6	3	0	2	3	45	7.5	4.0	1.0
CAREER		6	0	133	15	40	0.375	7	18	0.389	8	9	0.889	7	17	24	6	3	0	2	3	45	7.5	4.0	1.0

PLAYERS | O JEREMIAH FEARS

Position
GUARD

NBA Experience
R

Height/Weight
6-4/183

Birthdate
OCTOBER 14, 2006

Birthplace
CHICAGO, IL

College
OKLAHOMA

High School
ARIZONA COMPASS PREP
(Chandler, AZ)



Transactions: Selected 7th overall by New Orleans in the 2025 NBA Draft...Signed by New Orleans to a multi-year contract on 7/5/2025.

Summer League: New Orleans (2025): Started all five games for New Orleans, averaging 17.4 points, 3.8 rebounds, 2.6 assists and 1.4 steals in 27.0 minutes per contest...Converted .400 from the floor, .182 from behind the arc and .719 from the free throw line.

College (Oklahoma: 2024-25): Named to SEC All-Freshman Team...A Wooden Award Midseason Top 25 Watch List selection...A four-time SEC Freshman of the Week...Named to Battle 4 Atlanta All-Tournament Team...Appeared in 34 games, averaging team highs of 17.1 points, 4.1 assists and 1.6 steals per contest...Also ranked third on team with 4.1 rebounds per game...Shot .434 from the field, .284 (38-out-of-134) from 3-point range and .851 (183-out-of-215) from the free throw line...Ranked seventh overall in SEC and seventh nationally among freshmen in points per game...Ranked second in SEC in free throw makes and free throw attempts, seventh in assists per game, ninth in free throw percentage and 13th in steals per game...On 3/12 vs. Georgia and 3/13 vs. Kentucky in SEC Tournament averaged 28.5 points, 5.0 rebounds, 3.5 assists and 3.0 steals...One of three Power Four conference players (the only freshman and the only one in the SEC) to average at least 17.0 points, 4.0 rebounds, 4.0 assists and 1.5 steals per game...Attempted double-digit free throws seven times...Scored at least 20 points in each of season's last three games, four of last five and six of last nine...Averaged 22.3 points, 4.9 rebounds and 5.0 assists over the season's last nine games (only SEC player since at least 1996-97 to average at least 20.0/4.5/5.0 over a nine-game span)...Scored in double figures in 30 of 34 games...Became the first OU freshman since Trae Young in 2017-18 to score in double figures in each of his first 15 games...Tied for team lead with 11 20-point performances and led squad with two 30-point efforts...In first round NCAA Tournament game vs. Connecticut finished with game-high 20 points, five rebounds, four assists and two steals...On 3/5 vs. Missouri, posted a career-high 31-point game shooting 9-of-13 (.692) and added four rebounds and five assists...On 12/18 vs. Michigan, registered 30 points and converted a 4-point play with 11 seconds left for the game's final points...In first-round SEC tournament vs. Georgia tallied 29 points, six rebounds, two assists and three steals...In the second-round vs. Kentucky, scored 28 points, four boards, five assists and three steals...On 2/22 vs. Mississippi State, recorded a 27-point, career high 10-assist, five-rebound game to become one of just two SEC players since at least the 1996-97 campaign and one of only two Power Four players this season with 27-plus points, 10-plus assists and five-plus rebounds in a game...On 1/18 vs. South Carolina, posted 16 points, a career-high nine rebounds and eight assists...In three Battle 4 Atlanta games, averaged 18.7 points, 5.3 assists, 3.3 rebounds and 2.7 steals...On 11/28 in Battle 4 Atlanta semifinals vs. Arizona, scored 26 points, five rebounds and five assists...On 11/27 vs. Providence logged 20 points, four rebounds, seven assists and season-high-tying four steals...On 11/21 in first career start vs. East Texas A&M notched 20 points, four rebounds, five assists and three steals.

Personal: Son of Sekia and Jeremy Fears Sr....Has three siblings (Jeremy Jr., Jamarri and Skylar)...Father played college basketball at Ohio University and earned Mid-American Conference (MAC) All-Freshman accolades in 2005 before finishing his career at Bradley...Brother (Jeremy Jr.) is starting point guard at Michigan State...In high school, won a gold medal at the 2024 FIBA U18 AmeriCup for Team USA, averaging 6.5 points, 2.7 rebounds, 2.8 assists and a team-high 3.0 steals per outing.

PLAYERS | 24 JORDAN HAWKINS

Position
GUARD

NBA Experience
2

Height/Weight
6-5/185

Birthdate
APRIL 29, 2002

Birthplace
GAITHERSBURG, MD

College
CONNECTICUT

High School
DEMATHA CATHOLIC
(Hyattsville, Md.)



Transactions: Selected 14th overall by New Orleans in the 2023 NBA Draft...Signed a multi-year contract with New Orleans on 7/5/23.

2024-25 Season: In his second season, appeared in 56 games (nine starts), averaging 10.8 points, 2.8 rebounds and 1.2 assists in 23.6 minutes per game...Shot .372 from the floor, .331 from three-point distance and .816 from the free throw stripe...Scored in double figures 29 times, including eight games of scoring 20-plus points...On 10/25 at POR, posted 24 points and five rebounds on 8-of-12 (.750) from the field, 4-of-7 (.571) from three-point range and a perfect 4-of-4 from the free throw line...On 10/30 at GSW, posted 23 points, four rebounds and one assist in 39 minutes of action...On 11/1 vs. IND, notched 23 points shooting 7-of-17 (.412) from the field, 2-of-8 (.200) from behind the arc and 7-of-8 (.875) from the free throw line. His seven made free throws marks a **career-high**...On 12/21 vs. NYK, posted nine points, two rebounds and one assist while converting 3-of-6 (.500) from three-point range...On 12/22 vs. DEN, notched a **season-high** 25 points, converting 9-of-18 (.500) from the field, 5-of-13 (.385) from three and a perfect 2-of-2 from the foul stripe. He added one rebound, one assist and a **career-high** three blocks...On 1/10 at PHI, posted 21 points on 7-of-15 (.467) from the floor, including 5-of-11 (.455) from behind the arc...On 1/15 vs. DAL, notched 12 points, shooting 5-of-9 (.556) from the field and 2-of-5 (.400) from deep. He added three boards, two assists and a **career-high** three steals in 21 minutes of play...On 1/20 vs. UTA, scored 18 points on 5-of-8 (.625) from the field, including a perfect 3-of-3 from three-point range...On 1/24 at MEM, posted 20 points, two boards, two steals and one dime while shooting 8-of-18 (.444) from the floor, including 4-of-10 (.400) from three-point range...On 2/28 at PHX, notched 24 points, two rebounds, four dimes, three steals and a block in 31 minutes of play...On 3/23 at DET, scored a **season-high**

tying 25 points on 8-of-13 (.615) from the floor, 6-of-11 (.545) from three-point range and a perfect 3-of-3 from the free throw line. He added three rebounds and two assists in 31 minutes of play...Missed a total of 26 games due to injury on the season.

Professional: In 123 games (19 starts) over two seasons for New Orleans, averaged 9.2 points, 2.5 rebounds and 1.1 assists in 20.2 minutes per game while shooting .376 from the floor, .348 from three-point distance and .826 from the charity stripe...Scored in double figures 51 times, including 13 times scoring 20-plus points...Has notched five or more three-pointers in eight games...**2023-24 Season:** In 67 games (10 starts), averaged 7.8 points, 2.2 rebounds and 1.0 assists while shooting .382 from the floor, .366 from three-point range and .838 from the free throw line...Scored in double figures 22 times, including 20-plus points five times...Sunk five or more three-pointers five times...Finished among all NBA rookies ranked 6th in three-pointers made (1.6), ranked 6th in three-pointers attempted (4.4) and ranked 3rd (min. 4 3PA) in three-point percentage (36.6%)...On 10/30 vs. GSW, made his first NBA start, posting 14 points, shooting 6-of-13 (.462) from the field...On 11/4 vs. ATL, scored 15 points, sinking four three pointers...On 11/6 at DEN, scored 31 points, converting a **career-high** seven three-pointers. He became the sixth New Orleans rookie to record a 30-point game...On 11/14 vs. DAL, scored 25 points, converting 8-of-17 (.471) from the floor, 5-of-12 (.417) from three-point range and a perfect 4-of-4 from the free throw line. He sunk 5-of-9 (.556) from three-point range. His five made threes helped him become the only player in NBA history to sink 32 three-pointers in the first 11 games of their career...On 1/2 vs. BKN, posted two blocks to go along with 11 points and an assist...On 1/10 at GSW, scored 14 points, shooting 5-of-9 (.556) from the field, including 4-of-5 (.800) from three-point range...On 1/13 at DAL, scored a **career-high** 34 points, shooting 11-of-19 (.579) from the field, 6-of-12 (.500) from three-point range and 6-of-8 (.750) from the free throw stripe...On 1/30/24 was selected to compete in the 2024 Panini Rising Stars...On 2/16 in both Rising Stars games, combined to score 12 points, shooting 5-of-7 (.714) from the floor and 2-of-3 (.667) from behind the arc. He added six rebounds

CAREER HIGHS

PTS	34	@DAL 1/13
FGM	11	@DAL 1/13
FGA	21	@GSW 10/30/24
3FGM	7	@DEN 11/6
3FGA	14	(Twice)
FTM	7	IND 11/1/24
FTA	8	(Twice)
OREB	4	@OKC 11/1
DREB	7	(Twice)
TREB	7	(5 Times)
ASTS	4	(7 Times)
STLS	3	(3 Times)
BLKS	3	DEN 12/22/24
MINs	41	@HOU 11/10

PLAYERS | 24 JORDAN HAWKINS

and four assists...Missed one game on the season due to being on a G League assignment.

Playoffs: 2024 (New Orleans): Appeared in three games for the Pelicans during their First Round series against the Oklahoma City Thunder... Averaged 3.8 minutes per game.

G League: 2023-24 (Birmingham Squadron): Started both games he appeared in for the Pelicans G League Affiliate...Averaged 25.5 points, 4.5 rebounds, 3.5 assists, 2.0 steals and 0.5 blocks in 37.5 minutes per game...Shot .415 from the field, .435 from three, and .667 from the free throw line.

Summer League: New Orleans (2024): Appeared in all five games for the Pelicans, averaging 13.0 points, 3.2 rebounds, 2.0 assists and 0.8 steals in 25.8 minutes per contest...**New Orleans (2023):** Appeared in all five games for the Pelicans, averaging 12.8 points, 5.2 rebounds, 2.2 assists and 1.8 steals in 28.1 minutes per contest...Converted .319 from the field, .250 from three-point distance and .550 from the free throw stripe.

College (Connecticut: 2021-23): Appeared in 64 games (41 starts), averaging 11.8 points, 3.0 rebounds, 1.0 assists and 0.5 steals in 23.2 minutes per game while shooting .396 from the field, .376 from three-point range and .872 from the free throw line...2023 NCAA All-Tournament Team selection after helping UConn win the national championship...Named Most Outstanding Player of the 2023 West Regional...2022-23 All-Big East First Team selection...2021-22 Big East All-Freshman Team choice...Owns the highest career free throw percentage in UConn history (.872)...**Sophomore (2022-23):** Started all 37 games he played in, averaging 16.2 points, 3.8 rebounds, 1.3 assists and 0.7 steals in 29.4 minutes per contest while shooting .409 from the field, .388 from three-point range and .887 from the charity stripe...Ranked third in the Big East in scoring (16.2 points per game)...Made 109 three-pointers which were the second most in UConn history behind Ray Allen's 115 in 1995-96...Ranked 18th nationally and second in the Big East in free throw percentage (.887)...Averaged 16.3 points and shot .500 from three-point range and .920 from the free throw line in the NCAA Tournament...Scored 16 points against San Diego State in the national championship game on 4/3/23...Scored a career-high 31 points vs. St. John's on 1/15/23...**Freshman (2021-22):** Appeared in 27 games (four starts), averaging 5.8 points, 2.0 boards, 0.5 assists and 0.3 steals in 14.7 minutes per game while converting .353 from the floor, .333 from behind the arc and .821 from the free throw stripe...Ankle injury forced him to miss the season's first two games and a concussion put him out of action for most of the game at Creighton on March 2 as well as the last four games of the season, just as he seemed to be hitting his stride...Had seven double-figure scoring games, including a season-high 16 against nationally-ranked Auburn...Had 15 points, including four three-pointers, vs. Georgetown, 15 vs. Grambling State and 14 vs. Butler...Named to Big-East All-Freshman Team.

Personal: Jordan Dorrell Hawkins...Born April 29, 2002...Son of Jasmine and Craig Hawkins...Has two older sisters, Alexis and Chynna, and one younger sister, Paris...Played for two seasons at powerhouse high school DeMatha Catholic, which produced current NBA guards Markelle Fultz and Victor Oladipo...In his senior season at DeMatha Catholic, averaged 19.7 points, 11.4 rebounds, 3.7 assists, 2.3 steals and 1.9 blocks while shooting .636 overall and .464 from three-point range to lead DeMatha to an 11-0 record and was named 2020-21 Gatorade Maryland Player of the Year...Cousin of Angel Reese, who helped lead LSU to the 2023 women's national championship...Made an appearance at Ochsner Medical Center to hand out candy to youth patients on Halloween...Joined the Youth Empowerment Project and 18th Ward Sports Club for a youth basketball camp in the summer of 2023.

NBA REGULAR SEASON STATS

SEASON	TM	G	GS	MP	FG	FGA	FG%	3P	3PA	3P%	FT	FTA	FT%	ORB	DRB	TRB	AST	STL	BLK	TOV	PF	PTS	PPG	RPG	APG
2023-24	NOP	67	10	1160	174	456	0.382	109	298	0.366	67	80	0.838	29	119	148	70	19	7	40	72	524	7.8	2.2	1.0
2024-25	NOP	56	9	1321	207	556	0.372	110	332	0.331	80	98	0.816	25	133	158	66	30	23	58	51	604	10.8	2.8	1.2
CAREER		123	19	2481	381	1012	0.376	219	630	0.348	147	178	0.826	54	252	306	136	49	30	98	123	1128	9.2	2.5	1.1

NBA POSTSEASON STATS

SEASON	TM	G	GS	MP	FG	FGA	FG%	3P	3PA	3P%	FT	FTA	FT%	ORB	DRB	TRB	AST	STL	BLK	TOV	PF	PTS	PPG	RPG	APG
2023-24	NOP	3	0	12	0	4	0.000	0	3	0.000	0	0	--	0	2	2	0	0	0	0	1	0	0.0	0.7	0.0
CAREER		3	0	12	0	4	0.000	0	3	0.000	0	0	--	0	2	2	0	0	0	0	1	0	0.0	0.7	0.0

PLAYERS | 2 HERB JONES

Position
GUARD/FORWARD

NBA Experience
4

Height/Weight
6-7/212

Birthdate
OCTOBER 6, 1998

Birthplace
GREENSBORO, AL

College
ALABAMA

High School
HALE COUNTY
(Moundville, AL)



Transactions: Selected 35th overall by New Orleans Pelicans in the 2021 NBA Draft...Signed by New Orleans on 8/16/21...Signed a multi-year contract extension with New Orleans on 7/6/23...Signed a multi-year contract extension with the Pelicans on 7/14/25.

2023-25 Season: Started all 20 games he played in for the Pelicans, averaging 10.3 points, 3.9 rebounds, 3.3 assists and 1.9 steals in 32.4 minutes per game...Shot .436 from the floor, .306 from behind the arc and .825 from the free throw stripe...Scored in double figures 11 times, including two games of scoring 20-plus points...Notched four steals in three games...On 10/27 at POR, posted 12 points, two rebounds an assist and two steals while shooting 5-of-7 (.714) from the field, 1-of-3 (.333) from behind the arc and 1-of-2 (.500) from the free throw stripe...On 12/5 vs. PHX, returned to the lineup after missing 18 games with a shoulder injury, posting 12 points to go along with seven rebounds, five assists, four steals and a block...On 12/7 vs. OKC, posted a **season-high** 24 points on 8-of-10 (.800) from the floor, 2-of-4 (.500) from three-point range and 6-of-7 (.857) from the free throw line. He added four boards, four dimes and a block in 37 minutes of action...On 12/15 at IND, posted 19 points, five rebounds, three assists and four steals in 38 minutes of action...On 12/19 at HOU, posted 20 points, two rebounds, two assists while shooting 6-of-14 (.429) from the floor, 4-of-8 (.500) from three-point range and a perfect 4-of-4 from the free throw line...On 12/22 vs. DEN, posted four steals, six rebounds, six assists and one block in 40 minutes...On 12/26 vs. HOU, notched 10 points, a **season-high** seven assists and six rebounds in 31 minutes of action...On 12/27 vs. MEM, notched four points, five rebounds, three assists, three steals and two blocks in 30 minutes of action...Missed 62 games on the season due to a right shoulder injury.

Professional: In 240 games (231 starts) over four seasons for New Orleans, averaged 10.1 points, 3.8 rebounds, 2.5 assists and 1.6 steals in 30.2 minutes per contest while shooting .477 from the floor, .366 from three-point range and .824 from the free throw stripe...Scored in double figures 123 times, including 20-plus points in 11 games...Notched one double-double...Has posted three or more steals in 56 contests...Posted three or more blocks in 15 games...**2023-24 Season:** In his third season, started all 76 games he appeared in, averaging 11.0 points, 3.6 rebounds, 2.6 assists, 1.4 steals and 0.8 blocks in 30.5 minutes per game...Shot .498 from the floor, .418 from three-point range and .867 from the free throw line...Was named to the 2023-24 KIA NBA All-Defensive First Team...Scored in double figures 42 times...Recorded three-plus steals 14 times...Among NBA players, tied for 13th in the NBA in steals per game, averaging 1.4 per game and tied for 15th in total charges drawn, with 12 charges on the season...Finished 1-of-7 NBA players to average at least 1.4 steals and 0.8 blocks per game (min. 30 GP)...Finished 1-of-9 NBA players to have at least three games this season with five-plus steals recorded...Finished tied for 16th in the NBA in defensive box plus/minus, with a 1.5 defensive box plus/minus on the season (min. 70 games played)...Jones finished ranked 17th in the NBA in total steals and blocks, notching 167 steals and blocks this season...Jones finished tied for 3rd in the NBA in contested 3PT shots per game (3.4)...When in defensive isolation, ranked 11th in the NBA in points per possession, allowing 0.73 PPP (min. 70 GP)...Among all NBA players that qualify, ranked 16th in three-point percentage, shooting 41.8% from deep range on the season...On 10/25 at MEM, notched eight rebounds to go along with 13 points, three assists, one steal and one block...On 11/14 vs. DAL, returned to the starting lineup after missing three games due to a leg injury, posting 19 points, four rebounds, four assists, five steals and two blocks...On 11/18 vs. MIN, tied a **career-high** with eight assists to go along with 13 points, four rebounds, two steals and two blocks...On 12/2 at CHI, tied a **career-high** nine free throws on a **career-high** 10 free-throw attempts...On 12/2 at CHI, pulled down a **season-high** four offensive rebounds...On 12/4 at SAC, scored a **season-high** 23 points, shooting 8-of-13 (.615) from the floor, 3-of-5 (.600) from three-point distance and a perfect 4-of-4 from the free throw line...On 12/11 vs. MIN, grabbed a **season-high** 10 rebounds to go along with seven points and five assists...On 1/3 at MIN, scored 16 points, converting 6-of-11 (.545) from the field, including 4-of-5 (.800) from behind the arc...On 2/12 at MEM, scored a team-

CAREER HIGHS

PTS	35	MEM 4/5/23
FGM	11	MEM 4/5/23
FGA	21	MEM 4/5/23
3FGM	5	(Twice)
3FGA	9	BOS 3/30/24
FTM	9	(Twice)
FTA	10	@CHI 12/2/23
OREB	6	@MIN 10/23/21
DREB	7	(7 Times)
TREB	11	(Twice)
ASTS	8	(3 Times)
STLS	7	HOU 2/22/24
BLKS	4	DET 11/2/23
MINS	44	MEM 4/5/23

PLAYERS | 2 HERB JONES

high 17 points, shooting 5-of-9 (.556) from the floor, 3-of-6 (.500) from three-point range and a perfect 4-of-4 from the free throw stripe... On 2/22 vs. HOU, posted 17 points, five rebounds, four assists and a **career-high** seven steals. He became the fourth player in franchise history to notch seven-plus steals in a game... On 3/5 at TOR, scored 17 points, shooting 5-of-8 (.625) from three-point range. His five made three ties a **career-high**... On 3/28 vs. MIL, posted 11 points, four rebounds, four assists, four steals and three blocks... **2022-23 Season:** In his second season, started all 66 games he appeared in with New Orleans, averaging 9.8 points, 4.1 rebounds, 2.5 assists, 1.6 steals and 0.6 blocks per game... Scored in double figures 32 times... Recorded three-plus steals 17 times... Among NBA players, tied for seventh in steals per game (1.6), tied for sixth in deflections per game (3.4) and tied eighth in total charges drawn (19)... On 11/28 vs. OKC, notched 12 points, three rebounds, three assists, four steals and three blocks. Jones became the **seventh player in franchise history** to notch at least four steals and three blocks in a single game... On 12/19 vs. MIL, posted a **season-high** five steals to go along with nine points, two rebounds and an assist... On 12/31 at MEM, tied a **career-high** grabbing 11 rebounds to go along with four points, three assists and three steals... On 1/7 at DAL, tied a **season-high** with five steals to go along with 16 points, six rebounds, one assist and one block... On 1/31 at DEN, scored 21 points, shooting 6-of-8 (.750) from the floor, 2-of-4 (.500) from three-point range and 7-of-8 (.875) from the free throw stripe... He tied a **season-high** with five steals to go along with four steals and four boards... On 4/5 vs. MEM, scored a **career-high** 35 points, shooting 11-of-21 (.524) from the floor, 5-of-8 (.625) from three-point range and 8-of-9 (.889) from the free throw line. He notched **career-highs** in all of the following categories: points (35), field goals made (11), field goal attempts (21) and three-pointers made (five)... Missed 15 games during the regular season... **2021-22 Season:** In his rookie season, appeared in 78 games (69 starts) with New Orleans, averaging 9.5 points, 3.8 rebounds, 2.1 assists, 1.7 steals and 0.8 blocks per game... Scored in double figures 38 times... Recorded three-plus steals 20 times... Selected to participate in the 2022 All-Star Clorox Rising Stars in Cleveland as part of NBA All-Star 2022... Jones became the seventh player in New Orleans franchise history to participate in the Rookie Challenge/Rising Stars Game, joining Chris Paul, Anthony Davis, Buddy Hield, Nickeil Alexander-Walker, Nicolò Melli, and Zion Williamson... Among all NBA players, ranked fourth in total deflections (243) and third in total steals (130)... Among NBA rookies, finished the regular season ranked first in steals per game (1.7), first in total steals (130) and ranked second in steal/turnover ratio (1.30), ranked fourth in blocks per game (0.8), ranked third in total blocks (60), ranked ninth in assist/turnover ratio (1.67), ranked fifth in field goal percentage (.476) and ranked fourth in free throw percentage (.840)... Became the only rookie in New Orleans franchise history to have 80-plus steals and 45-plus total blocks in a single season... Is the second rookie in franchise history to have 100-plus steals, along with Chris Paul... Set Pelicans rookie franchise record for most consecutive games with at least one block, racking up 16 consecutive games with at least one block, passing Anthony Davis' rookie record of 13 straight... On 2/4 at DEN, finished with a game-high 25 points, converting 8-of-10 (.800) from the floor, 3-of-4 (.750) from three-point range and a perfect 6-of-6 from the free throw line... In the fourth quarter, he notched 18 points, which is the third-most points scored by a rookie in a quarter in New Orleans franchise history... On 2/8 vs. HOU, finished a **career-high** 11 rebounds to go along with 10 points, marking his **first career** double-double... On 3/11 vs. CHA, tossed out a **career-high** eight dimes, to go along with 12 points, two boards and a steal... Missed four games due to multiple minor injuries.

Play-In Tournament: Started both must-win games for the Pelicans, averaging 9.5 points, 6.0 rebounds, 2.0 assists, 1.5 blocks and 1.0 steals in 35.1 minutes per game... In just two games, averaged .538 from the floor, .429 from three-point range and shot a perfect 1.000 from the free throw stripe.

Playoffs: Has appeared in 10 playoff games (all starts) for New Orleans, averaging 11.6 points, 4.0 rebounds, 2.1 assists, and 1.6 steals in 36.7 minutes per contest... Scored in double-figures seven times and notched two or more steals five times... **2024 (New Orleans):** Started all four games of the Pelicans first round series against Oklahoma City... Averaged 13.0 points, 5.0 rebounds and 2.5 assists in 35.1 minutes per game... Converted .390 from the floor, .333 from deep and a perfect 1.00 from the charity stripe... In Game 2, Jones notched 18 points, converting 6-of-9 (.667) from the field, including 4-of-7 (.571) from behind the arc... **2022 (New Orleans):** Started in all six postseason games for New Orleans, averaging 10.7 points, 3.3 rebounds, 1.8 assists and 0.8 blocks in 37.7 minutes per game... Shot .477 from the floor, .417 from three-point distance and .773 from the free throw line... Averaged 1.8 steals per game through six games this postseason – the only rookie in the NBA over the last 12 seasons to average 1.8 steals or more in the playoffs... Is also one of only four players in the NBA over the last five seasons (2017-22) to record 11 steals or more over their first six career playoff games... Totaled 64 points in the playoffs, the most by a rookie in postseason franchise history... On 4/19 at PHX, recorded 14 points in Game 2 on 5-for-8 shooting (.625), including 2-for-3 from behind the arc (.667)... His 14 points are the most in franchise history among rookies in the postseason... On 4/22 vs. PHX, scored 12 points in Game 3, shooting 5-for-7 (.714) from the field... On 4/28 vs. PHX, led the team with four steals while adding 16 points, four rebounds and four assists.

College (Alabama: 2017-21): Played in 129 games (101 starts), averaging 7.3 points, 4.9 rebounds, 2.2 assists and 1.3 steals while shooting .441 from the floor and .288 from deep range... Was named AP Third Team All-American in 2021... Finalist for Naismith Trophy Defensive Player of the Year... School record holder in charges taken for both single-season (23 in 2018) and career (77)... One of 25 collegiate players from around the country who was invited to participate in the Nike Skills Academy in the Summer of 2018... Finished career with 129 games played and 101 starts while combining for 947 points, 630 rebounds, 285 assists, 167 steals and 98 blocks... In his two seasons under head coach Nate Oats, he collected 33 "Hard Hat" awards and a total of 1,260 Blue Collar points... **Senior (2020-21):** Started all 33 games he appeared in, averaging career-highs with 11.2 points, 6.6 rebounds, 3.3 assists and 1.7 steals in 27.3 minutes per game... Named to SEC Academic Honor Roll... Was named the Associated Press and Sporting News All-American Third Team... Was named SEC Player of the Year and SEC Defensive Player of the Year by the SEC Coaches, AP and USA Today... Subsequently named to the All-SEC First Team (Coaches, AP and USA Today) and All-SEC All-Defensive Team... Named as a finalist for the Naismith Award Men's Defensive Player of the Year... Earned USBWA and NABC First Team All-District honors and was selected as the USBWA District IV Player of the Year... Was also tabbed a semifinalist for the Naismith Men's Player of the Year... One of only two players across the nation selected to both the Naismith Player of the Year and Defensive Player of the Year semifinal lists... Earned a team-leading 17 Hard Hat Awards, which is given to the player with the most Blue Collar Points at the end of each game... Led the team in Blue Collar Points (667), deflections (110), floor dives (23), and-Is (7-of-10) and dunks (19)... Finished the year leading the team in rebounding (6.6 rpg), assists (3.3 apg), steals (1.7 spg) and blocks (1.1 bpg) while ranking fourth on the team in scoring average (11.2 ppg)... Also topped the team in offensive rebounds (2.5 oprg)... Led UA with nine games of five or more assists this season while leading the team in rebounding 17 times, assists 14 games, steals 14 times and blocks on 14 occasions which are all team-best number... Had a career

PLAYERS | 2 HERB JONES

night vs. Georgia, accounting for a career-best 21 points to go along with five rebounds, four assists and three blocks (2/13)...Matched that scoring output by going for 21 points, 13 rebounds, four assists and three steals in the SEC semifinal win over Tennessee (3/15)...Accounted for 20 points, six rebounds and three steals in the NCAA Tournament first round win over Iona (3/20)...Recorded a career-high 4 blocks along with 13 points, 11 rebounds, six assists and the game-winning layup in the SEC Championship win over LSU (3/14)...Collected first double-double of the year and fourth of his career with 12 points and 12 rebounds in season opening win vs. Jacksonville State (11/25)...Second double-double came against Furman (12/15) when he tied his career-high of 18 points to go along with 12 boards...Had a career-best 19 points and tied career-high with five steals to go along with eight boards in the win at Auburn (1/9)... Had 17 points and season-highs of seven assists, four steals and three blocks in the win over Mississippi State (1/23)...Scored 17 points including a career-best 11 free throws, going 11-of-12 from the charity stripe, vs. Clemson (12/12)...Only player to have started all 33 contests...**Junior (2019-20):** Played in 27 games (26 starts), averaging 7.9 points, 6.4 boards 2.3 assists and 1.3 steals in 26.5 minutes per game...Tabbed to the SEC's All-Defensive Team after leading Alabama in Hard Hat Awards (16), Blue Collar Points (595), deflections (84), charges taken (22) and floor dives (31) – all despite playing in 27 of the team's 31 games and battling injuries throughout the year...Had three double-doubles which was second-best on the team...Ranked second on the squad in rebounding (6.4 rpg) and steals (1.3 spg) while ranked third in assists (2.3 apg) and blocks (19)...Led the team in scoring when he tied a career-high of 18 points while adding 7 boards and 4 assists against Kentucky (1/11)...The left-handed Jones injured his left elbow early in the season opener which forced him to miss one game while a fractured his left wrist later in the year the caused him to sit out three games and forced him to play the rest of the season with his wrist in a cast...Earned a career-high 17 rebounds and scored 6 points, including knocking down a pair of game-clinching free throws with his right hand while playing with essentially only one hand against LSU (2/15)... Collected 15 points, six rebounds and five assists in season-high 38 minutes of action vs. Belmont (12/21)...Earned his first career double-double with 11 points and 10 boards against Richmond (12/29)... Led the team with a career-high seven assists while collecting nine points and seven boards against Samford (12/18)... Led the team tying a career-high three blocks while registering seven points, four boards and three assists against Ole Miss (2/22)... **Sophomore (2018-19):** One of the team captains who played in 34 contests and made 29 starts...Led Alabama in charges (17) and steals (32), ranked second in blocks (20) and third in assists (67)...Finished with a career-best 18 points to go along with three rebounds and a pair of assists vs. Norfolk State (3/20)... Turned in an outstanding effort on both sides of the court, totaling eight points and nine rebounds in 20 minutes of action vs. Southern (11/6)...Registered a career- and team-high in free throws (6), assists (4), and steals (4) while also collecting 10 points and four rebounds against Appalachian State (11/11)... **Freshman (2017-18):** Saw action in 35 games, making 13 starts...Received team's Outstanding Defensive Player Award and one of seven to earn team's Student Academic Achievement Award...Led the team and ranked seventh in the league in steals (44, 1.3 spg)...Set a single-season school record by taking 23 charges on the year...Made his collegiate debut in the season opener against Memphis, earning the start and finishing with 12 points and five rebounds in 27 minutes (11/10)...Scored a career-high 14 points and led the team in assists (3) and steals (2) while adding five rebounds vs. then-No. 12 Oklahoma (1/27)... Led the team with season-highs in steals (5) and assists (4) while scoring four points against UCF (12/3)... Chipped in six points, three rebounds, three steals and a season-high tying two blocks in the SEC tournament win over Texas A&M (3/8).

Personal: Son of Walter Sr. and Verlander Jones...His father coached him in high school...Has one brother named Walter Jr...Majored in business management... Has two dogs Coco and Zeus...Favorite basketball shoe is the Kyrie 2...Favorite 2K is 2K14...Enjoys fishing...Favorite athlete outside of basketball is Usain Bolt...Favorite movie is Apocalypto...Named to the 2023 USA Basketball Men's Select Team...Hosts an annual community day in his hometown of Greensboro, Alabama...Played for Sunshine High School as a freshman and sophomore before transferring to Hale County High School to finish his career...Three-time ASWA First Team All-State player honoree...Earned 1A honorable mention all-state honors in 2015 and 3A second team all-state honors in 2016...Selected as the 4A State Player of the Year and named to the Class 4A All-State first team as a senior (ASWA)...Led his team to the 2017 state championship and was the Most Outstanding Player of the tournament... Averaged 16.5 points, 8.2 rebounds and 4.0 assists per game as a senior.

NBA REGULAR SEASON STATS

SEASON	TM	G	GS	MP	FG	FGA	FG%	3P	3PA	3P%	FT	FTA	FT%	ORB	DRB	TRB	AST	STL	BLK	TOV	PF	PTS	PPG	RPG	APG
2021-22	NOP	78	69	2335	274	576	0.476	57	169	0.337	137	163	0.840	98	198	296	167	130	60	100	238	742	9.5	3.8	2.1
2022-23	NOP	66	66	1951	235	501	0.469	56	167	0.335	123	161	0.764	97	172	269	162	103	42	88	208	649	9.8	4.1	2.5
2023-24	NOP	76	76	2321	293	588	0.498	114	273	0.418	137	158	0.867	74	198	272	195	105	62	92	224	837	11.0	3.6	2.6
2024-25	NOP	20	20	648	75	172	0.436	22	72	0.306	33	40	0.825	22	56	78	65	37	9	35	66	205	10.3	3.9	3.3
CAREER		240	231	7255	877	1837	0.477	249	601	0.366	430	522	0.824	291	624	915	593	375	173	316	736	2433	10.1	3.8	2.5

NBA POSTSEASON STATS

SEASON	TM	G	GS	MP	FG	FGA	FG%	3P	3PA	3P%	FT	FTA	FT%	ORB	DRB	TRB	AST	STL	BLK	TOV	PF	PTS	PPG	RPG	APG
2021-22	NOP	6	6	226	21	44	0.477	5	12	0.417	17	22	0.773	8	12	20	11	11	5	8	22	64	10.7	3.3	1.8
2023-24	NOP	4	4	141	16	41	0.390	8	24	0.333	12	12	1.000	6	14	20	10	5	1	11	15	52	13.0	5.0	2.5
CAREER		10	10	367	37	85	0.435	13	36	0.361	29	34	0.853	14	26	40	21	16	6	19	37	116	11.6	4.0	2.1

PLAYERS | 55 KEYON LOONEY

Position
CENTER/FORWARD

NBA Experience
10

Height/Weight
6-9/249

Birthdate
FEBRUARY 6, 1996

Birthplace
MILWAUKEE, WI

College
UCLA

High School
HAMILTON
(Milwaukee, WI)



Transactions: Selected by the Golden State Warriors in the first round (30th overall) of the 2015 NBA Draft...Signed a multi-year contract with the Golden State Warriors on 7/7/2015... Re-signed with the Warriors on 7/3/2018...Re-signed by the Golden State Warriors on 7/10/19...Re-Signed by Golden State to a multi-year contract on 7/10/2022...Signed a multi-year deal with the New Orleans Pelicans on 7/7/25.

2024-25 Season: Appeared in 76 games (six starts), averaging 4.5 points, 6.1 rebounds and 1.6 assists in 15.0 minutes per contest, shooting .514 from the field and .566 from the free throw line...Scored in double figures in six games...Grabbed 10-or-more rebounds in 13 games...On 2/3 vs. Orlando, posted a **season-high** 15 rebounds...Logged two double-doubles, the first on 10/27 vs. the Clippers with 11 rebounds and 10 points and the second on 1/18 vs. Washington with 13 rebounds and 10 points.

Professional: Appeared in 599 career games (262 starts), averaging 5.0 points, 5.7 rebounds and 1.6 assists in 17.2 minutes per game while shooting .575 from the field, .185 from three-point range and .608 from the free throw line in ten NBA seasons with the Golden State Warriors (2015-16 – 2024-25)...Three-time NBA champion with Golden State (2017, 2018, 2022)...Played in 289 consecutive games (combined regular season and playoffs), the fifth-longest in Warriors **franchise history** (3/23/21 – 3/6/24)...Played in all 82 regular season games in two consecutive seasons (2021-22 and 2022-23)... **2023-24 (Golden State):** Appeared in 74 games (36 starts), averaging 4.5 points, 5.7 rebounds and 1.8 assists in 16.1 minutes per game, shooting .597 from the floor and .675 from the free throw line...As a starter in 36 games, averaged 5.3 points, 6.9 rebounds and 2.4 assists in 20.3 minutes per game, shooting .615 from the field and .714 from the free throw line...As a reserve in 37 games, averaged 3.8 points, 4.5 rebounds and 1.2 assists in 12.2 minutes per game, shooting .573 from the floor and .634 from the free throw line...Has converted at least .520 of his field goal attempts in eight of nine seasons...Scored in double figures in four games...Grabbed 10-or-more rebounds in 11 games...On 11/16 vs. Oklahoma, recorded one double-double...Led the Warriors in rebounding in 15 games and assists in two games...On 2/12 at Utah, played in 500th career game, becoming the **20th player in Warriors franchise history** to reach the milestone... On 3/7 vs. Chicago, Looney did not play although available, receiving a DNP-CD, ending his consecutive games streaks...He had played in 254 consecutive regular season games, the seventh-longest streak in Warriors franchise history and 289 consecutive games (regular season games and playoffs), the fifth-longest streak in Warriors **franchise history**...Looney's streak began on 3/23/21 vs. Philadelphia and ran through 3/6/24 vs. Milwaukee...On 11/5/23 at Cleveland, Looney became the 13th player in Warriors franchise history to play in 200-or-more consecutive regular season games...**2022-23 (Golden State):** Played in 82 games (70 starts), averaging 7.0 points, a **career-high** 9.3 rebounds and 2.5 assists in 23.9 minutes per game...Shot .630 from the field and .606 from the free throw line...Led the NBA in offensive rebounds (274 in total, 3.3 per game), **ranking third** in total rebounds...Set new single-season **career highs** in points (578), rebounds (760), assists (207), steals (52), minutes played (1,958), field goals made (242) and attempted (384), free throws made (94) and attempted (155), games with 10-or-more rebounds (35), averaging 7.0 points per game, 9.3 rebounds per game, 2.5 assists per game...Golden State scored 351 points generated from Looney's 274 offensive boards, the most points scored off of a player's offensive rebounds in the NBA this season...Among the league leaders, ranked 15th in rebounding (career-high 9.3 rebounds per game)...Had a **career-high** 35 games this season with 10-or-more rebounds...Has played in 193 consecutive regular season games - second-longest active streak trailing Brooklyn's Mikal Bridges (392)...Scored in double figures in 25 games this season...Grabbed 10-or-more rebounds in 35 games this season (a single-season **career high**), 20-or-more in one game (1/2 vs. ATL)...Recorded 14 double-doubles...**2021-22 (Golden State):** Appeared in all 82 games (80 starts), averaging 6.0 points, 7.3 rebounds, 2.0 assists in 21.1 minutes per game while shooting .571 from the field and .600 from the free-throw line...Set new single-season

CAREER HIGHS

PTS	18 (Twice)
FGM	8 (Twice)
FGA	12 SAC 4/25/21
3FGM	1 (6 times)
3FGA	3 NOP 2/23/20
FTM	8 OKC 1/29/25
FTA	9 OKC 1/29/25
OREB	12 MIN 11/10/21
DREB	13 MIA 4/23/22
TREB	20 ATL 1/2/23
ASTS	9 PHI 12/16/22
STLS	5 MIL 3/11/23
BLKS	6 @PHO 3/17/18
MINS	36 MIL 3/11/23

PLAYERS | 55 KEVON LOONEY

career highs in games played (82) and started (80), minutes (1,732), rebounds (596) and assists (165), steals (50), minutes per game (21.1), and rebounds per game (7.3)...Among five players to play in every game for their team this season...On 3/25/22 at Atlanta, ended a streak of 92 consecutive games started (last 19 in 2020-21 and 73 this season)...Scored in double figures in 14 games (second-most in a single season, trailing 16 in 2018-19)...Grabbed 10-or-more rebounds in 19 games (has five games of 15-or-more rebounds)...Recorded five double-doubles (11/10 vs. MIN, 1/14 at CHI, 1/20 vs. IND, 2/1 at SAS, 3/7 at DEN)...In the month of January, Looney grabbed the **fourth-most rebounds** (169) in the league - 1. Nikola Jokic (21), 2. Jusuf Nurkic (195), 3. Nikola Vucevic (180)...On 1/9/22 vs. Cleveland, grabbed a **career-high 18** rebounds to go along with six points, three assists, a **career-high tying** four steals...On 2/1/22 at San Antonio, recorded fourth double-double of the season (fifth career) with 12 points and 12 rebounds to go along with three assists and one steal...On 3/23/22 at Miami, grabbed 16 rebounds, a career-high 13 coming on the defensive end...**2020-21 (Golden State)**: Appeared in 61 games (34 starts), averaging 4.1 points, 4.2 rebounds, 2.1 assists in 22 games...Grabbed 10-or-more rebounds in seven games...Led the team in rebounding in nine games, assists in one game...On 4/12 vs. Denver, grabbed a season-high 11 rebounds and recorded three assists and one steal in 31 minutes...On 4/19 vs. Philadelphia, grabbed a game-high and then career-high 15 rebounds while recording five points and one assist in a career-high 34 minutes...Missed 10 games due to a left ankle sprain (2/4-2/20)...missed one game (3/20 at Memphis) due to health and safety protocols...**2019-20 (Golden State)**: Appeared in 22 games (four starts), averaging 3.4 points, 3.3 rebounds, 1.0 assists in 13.1 minutes per game...Scored in double figures in two games...Led the Warriors in rebounding in one game...Missed 20 games due to neuropathy (10/27-12/1), 18 games (12/25 - 1/30) due to left abdominal soreness, and six games due to left hip soreness (2/12, 3/1-3/10)...**2018-19 (Golden State)**: Appeared in career-high 80 games (24 starts), averaging 6.3 points, then career-high 5.2 rebounds, career-high 1.5 assists in 18.5 minutes per game while shooting .625 from the field with the Golden State Warriors...As a starter (24 games), averaged 6.5 points, 6.6 rebounds, 2.3 assists in 23.0 minutes per game...Scored in double figures in 16 games...Grabbed 10-or-more rebounds in six games...Recorded one double-double...Led Warriors in rebounding in five games...On 12/29 at Portland scored nine of his 12 points in the first quarter, matching his career high for points in a quarter, set on 11/5/18 vs. Memphis...Shot at least 50 percent from the field in 13 straight games, a career-best streak (12/14/18 - 1/11/19)...**2017-18 (Golden State)**: Appeared in 66 games (four starts), averaging 4.0 points, 3.3 rebounds, 0.6 assists in 13.8 minutes per game with the Golden State Warriors...Scored in double figures in five games...Grabbed 10-or-more rebounds in one game...Led team in rebounding in three games...As a starter, appeared in four games, averaging 8.0 points, 5.0 rebounds, 1.8 assists in 25.4 minutes per game while shooting .481 from the field and .750 from the free-throw line...On 3/17 at Phoenix, recorded 13 points and a career-high six blocks...Blocked two or more shots 13 times, including seven games with three or more...Missed two games (1/30, 4/3) due to flu-like symptoms...**2016-17 (Golden State)**: Appeared in 53 games (four starts), averaging 2.5 points, 2.3 rebounds, 0.5 assists in 8.4 minutes per game with the Golden State Warriors...As a starter, appeared in four games, averaging 4.0 points, 4.0 rebounds and 2.3 assists in 17.7 minutes per game...Scored in double figures twice...On 11/26 vs. Minnesota, made first career start, recording six points, three rebounds, two assists and one steal in 18 minutes...Missed seven games due to injuries - one to a sprained right ankle (12/10) and six due to a left hip strain (3/29-4/2, 4/8-4/12)...With the Santa Cruz Warriors, appeared in four games (one start) over the course of three assignments, averaging 12.8 points, 11.3 rebounds and 1.00 block in 19.8 minutes per game...**2015-16 (Golden State)**: Appeared in five games, averaging 1.8 points and 2.0 rebounds in 4.2 minutes per game while shooting .571 from the field as a rookie with the Golden State Warriors...On 2/10 at Phoenix, hit the first three-pointer of his career on his first career three-point attempt, his only points of the game...On 1/27 vs. Dallas, made his NBA debut, scoring two points and grabbing two rebounds in six minutes of play...Inactive 64 times, including 38 times following offseason surgery on his right hip and 11 times while on G League assignment in Santa Cruz...DNP-CD eight times...Missed 16 games with a left hip injury...With the Santa Cruz Warriors, appeared in 12 games, averaging 9.8 points and 7.4 rebounds in 19.3 minutes per game...On 1/12 at Idaho, made his professional debut with the Santa Cruz Warriors, recording 11 points and 12 rebounds in 17 minutes off the bench...Underwent successful right hip arthroscopy to repair a torn labrum on 8/20.

Playoffs: Appeared in 89 career playoff games (27 starts), averaging 5.3 points, 6.3 rebounds, 1.5 assists in 19.2 minutes per game in five playoffs (2018, 2019, 2022, 2023, 2025) with the Golden State Warriors, shooting .612 from the field and .596 from the free throw line...Is a three-time NBA champion with the Warriors (2017, 2018, 2022)...Missed 2016 and 2017 Playoffs due to injuries...As a starter, appeared in 27 playoff games, averaging 6.5 points, 10.0 rebounds, 2.8 assists in 24.4 minutes per game, shooting .568 from the field and .630 from the free throw line...Has scored in double figures in 12 games, 20-or-more in one...Grabbed 10-or-more rebounds in 13 games, 20-or-more in five...Recorded five double-doubles...**2025 (Golden State)**: Appeared in all 12 games, averaging 2.2 points, 3.6 rebounds and 0.3 assists in 10 minutes per game...In First Round vs. Houston, appeared in seven games, averaging 1.7 points, 2.9 rebounds, 0.4 assists in 9.3 minutes per game...In Conference Semifinals vs. Minnesota, appeared in five games, averaging 2.8 points, 4.6 rebounds, 0.2 assists in 11.0 minutes per game...On 5/12 vs. Minnesota, scored a postseason high of eight points and grabbed eight rebounds in 14 minutes...**2023 (Golden State)**: Appeared in all 13 games (eight starts), averaging 6.5 points, a team-high 13.1 rebounds, 3.3 assists in 25.0 minutes per game while shooting .578 from the field and .556 from three-point range...In Semifinals vs. Los Angeles Lakers, appeared in six games (one start), averaging 6.0 points, 10.7 rebounds, 2.2 assists in 19.1 minutes per game while shooting .586 from the field...In First Round vs. Sacramento, appeared in seven games (all starts), averaging 6.9 points, 15.1 rebounds, 4.3 assists in 30.1 minutes per game while shooting .571 from the field and .615 from the free throw line...Among playoff league leaders, **ranked second** in rebounding (13.1) and **first** in total rebounds (170)...4/20 vs. Sacramento (First Round, Game 3), recorded **career-high 20** rebounds (nine offensive), an **NBA career high tying** and **playoff high** nine assists to go along with four points (2-out-of-6) and one steal in 31 minutes...According to the Elias Sports Bureau, became the first Warrior to record at least nine offensive rebounds and nine assists in a playoff game since 1973-74 when offensive rebounds were first officially tracked...In NBA Playoffs history, Looney became the **fourth player** to ever have a nine offensive rebound-nine assist playoff game...On 4/26 at Sacramento (First Round, Game 5), grabbed a **then-career-high-tying** 22 rebounds (seven offensive) to go along with seven assists and one block...It was Looney's fourth career 20-rebound game (three in the playoffs, one in the regular season)...Looney joins Wilt Chamberlain (seven times) and Nate Thurmond (five times) as the **only Warriors** to ever have multiple 20-rebound games in a single playoff series in Warriors franchise history...With 22 rebounds and seven assists, Looney became the **third Warrior** to record that many rebounds and assists in a playoff game...On 5/2 vs. L.A. Lakers (Semifinals, Game 1), recorded second double-double of this postseason with 10 points and 23 rebounds, most grabbed in a regular season or playoff game in career...**2022 (Golden State)**: Won third NBA title (2017, 2018, 2022)...Played in 104 games in 2021-22

PLAYERS | 55 KEVON LOONEY

(82 regular season and 22 playoff games), the most by any player this season...Looney tied Draymond Green and Klay Thompson for the most games played in a season (104) in Warriors **franchise history**...In the 2022 NBA Playoffs, appeared in 22 games (13 starts), averaging 5.8 points, 7.6 rebounds, 2.2 assists in 20.4 minutes per game while shooting .659 from the field, .611 from the free throw line...Scored in double figures in four games, 20-or-more in one...Grabbed 10-or-more rebounds in five games, 20-or-more in one...Recorded two double-doubles (5/20 vs. Dallas G2, 5/27 vs. Dallas G5)...Led team in rebounding in six games, assists in two games...In the First Round vs. Denver, appeared in five games (four starts), averaging 2.4 points, 4.2 rebounds, 1.0 assists in 13.4 minutes per game while converting 5-out-of-9 (.555) from the field and 2-out-of-4 (.500) from the free throw line...In the Semifinals vs. Memphis, appeared in six games (one start), averaging 5.3 points, 8.2 rebounds, 2.0 assists in 18.5 minutes per game while shooting .652 from the field and .500 from the free throw line...In the Conference Finals vs. Dallas, appeared in five games (all starts), averaging a double-double with 10.6 points and **team-leading** 10.6 rebounds to go along with 3.0 assists in 28.0 minutes per game...In the 2022 NBA Finals vs. Boston, appeared in six games (three starts), averaging 5.0 points, 7.5 rebounds, 2.7 assists in 21.7 minutes per game...On 5/13/22 vs. Memphis, Semifinals, Game 6, grabbed 22 rebounds, the most in his career in a regular season or playoff game...It was the most rebounds by a Warriors player since Larry Smith grabbed 23 rebounds on May 12, 1987 at the Lakers in Game 5 of the Semifinals...Looney recorded 11 offensive rebounds, the most since Smith (a Warriors franchise playoff record 12) in that Game 5 at the Lakers...On 5/20/22 vs. Dallas, Conference Finals, Game 2, recorded second career playoff double-double with a **career-high** 21 points and **game-high** 12 rebounds...**2019 (Golden State)**: Appeared in 21 games (one start), averaging 7.1 points, 4.5 rebounds, 1.0 assists in 20.5 minutes per game in the 2019 NBA Playoffs...In the NBA Finals, appeared in five games (one start), averaging 5.8 points, 3.2 rebounds, 1.2 assists in 20.8 minutes per game...In the Western Conference Finals vs. Portland, appeared in four games (all as a reserve), averaging 10.0 points, 6.5 rebounds, 1.0 assists, 1.25 steals, 1.00 blocks in 27.6 minutes per game...Missed one game due to right first costal cartilage non-displaced fracture (6/5 vs. Toronto, Game 5 of the NBA Finals)...Scored in double figures in five games...Led team in rebounding in two games...Recorded first playoff career double-double with 12 points and **playoff career-high** 14 rebounds to go along with one steal and one block on 5/20 at Portland (Game 4 of the Western Conference Finals)...**2018 (Golden State)**: Appeared in 21 games (five starts), averaging 4.1 points, 4.2 rebounds, 0.9 assists in 18.4 minutes per game...First playoff experience after being on the inactive list all 17 postseason games in 2017, missing 12 due to a left hip strain (4/16-5/22/17)...On 5/22 vs. Houston (Game 4 of the Western Conference Finals), made first career playoff start, finishing with four points, six rebounds (all offensive), one assist and one block in 26 minutes...**2017 (Golden State)**: Missed 12 postseason games due to a left hip strain...Listed as inactive five times...**2016 (Golden State)**: Underwent successful left hip arthroscopy to repair a torn labrum on 4/22...Missed three games with a left hip injury (4/16-4/21) and the subsequent 20 games due to left hip surgery.

College (UCLA): Started all 36 games...Averaged 11.6 points and a team-leading 9.2 rebounds per game...Ranked second in the Pac-12 in rebounds per game (9.2) and offensive rebounds per game (3.4)...Also averaged 1.4 assists and 0.9 blocks per game...Shot .470 from the field (151-out-of-326) and .415 from three-point range (22-out-of-53), the highest three point percentage on the team...Ranked second in the Pac-12 with 15 double-doubles, the highest total among all freshmen in the nation during the 2014-15 season...Ranked second among all freshmen in the nation with 9.2 rebounds per game...Secured second-team All-Pac-12 honors and was one of seven players selected to the Pac-12 All-Freshmen Team... Also named a second-team NABC All-District 20 selection...Earned second-team Freshman All-America acclaim from CBS Sports...Was one of 21 finalists for the 2015 Kyle Macy National Freshman of the Year award (CollegeInsider.com)...Was among 14 freshmen on the midseason list for the 2015 Integrus Wayman Tisdale Award (freshman of the year)...Single-season total of 331 rebounds ranks No. 11 on UCLA's single-season list and is the highest single-season total at UCLA since 2008, when then-freshman Kevin Love had 415 rebounds...Season average of 9.2 rebounds per game ranks second-most among freshmen in school history...On 1/8 vs. Stanford and 1/11 vs. California, averaged 21.0 points and 13.0 rebound en route to capturing Pac-12 Player of the Week...Totaled season highs vs. Stanford on 1/8 with 27 points and 19 rebounds...Became UCLA's first player to record at least 27 points and 19 rebounds in one game since Ed O'Bannon finished with 28 points and 19 rebounds on 2/26/1994 vs. Stanford...Ended his freshman season having scored in double figures in 25 of 36 games...Recorded at least 10 rebounds in 16 games...Became UCLA's first-ever freshman to total at least four double-doubles in his first five games.

Personal: Full name is Kevon Grant Looney (pronounced keh-VON LOO-nee)...Son of Doug and Victoria Looney...Has an older brother, Kevin, and an older sister, Summer...Competed for the Milwaukee Running Rebels AAU team and worked as a youth basketball instructor and peer tutor on behalf of the Running Rebels Community Organization and the Milwaukee Violence Free Zone Initiative...Four-year varsity letterwinner at Hamilton High School in Milwaukee...Named the 2014 Gatorade Player of the Year and Associated Press Player of the Year in the state of Wisconsin as a senior after averaging 27.9 points, 12.7 rebounds, 7.0 assists and 8.0 blocks per game...Named Mr. Basketball by the Wisconsin Basketball Coaches Association as a senior.

PLAYERS | 55 KEYON LOONEY

NBA REGULAR SEASON STATS

SEASON	TM	G	GS	MP	FG	FGA	FG%	3P	3PA	3P%	FT	FTA	FT%	ORB	DRB	TRB	AST	STL	BLK	TOV	PF	PTS	PPG	RPG	APG
2015-16	GSW	5	0	21	4	7	0.571	1	2	0.500	0	0	0	4	6	10	0	0	0	1	2	9	1.8	2	0
2016-17	GSW	53	4	447	56	107	0.523	2	9	0.222	21	34	0.618	44	80	124	29	15	17	17	64	135	2.5	2.3	0.5
2017-18	GSW	66	4	910	112	193	0.580	1	5	0.200	42	77	0.545	83	132	215	42	34	56	31	106	267	4	3.3	0.6
2018-19	GSW	80	24	1481	217	347	0.625	1	10	0.100	65	105	0.619	194	223	417	123	46	53	51	211	500	6.3	5.2	1.5
2019-20	GSW	20	4	262	29	79	0.367	1	14	0.071	9	12	0.75	28	38	66	20	12	6	12	34	68	3.4	3.3	1
2020-21	GSW	61	34	1161	108	197	0.548	4	17	0.235	31	48	0.646	117	205	322	119	21	22	37	136	251	4.1	5.3	2
2021-22	GSW	82	80	1732	208	364	0.571	0	1	0.000	75	125	0.6	208	388	596	165	50	52	67	215	491	6	7.3	2
2022-23	GSW	82	70	1958	242	384	0.63	0	1	0.000	94	155	0.606	274	486	760	207	52	50	45	225	578	7	9.3	2.5
2023-24	GSW	74	36	1195	139	253	0.597	0	1	0.000	56	83	0.675	143	276	419	133	28	29	50	155	334	4.5	5.7	1.8
2024-25	GSW	76	6	1142	143	278	0.514	2	5	0.400	56	99	0.566	185	277	462	118	46	37	39	154	344	4.5	6.1	1.6
CAREER		599	262	10309	1258	2189	0.575	12	65	0.185	449	738	0.608	1280	2111	3391	956	304	322	350	1302	2977	5	5.7	1.6

NBA POSTSEASON STATS

SEASON	TM	G	GS	MP	FG	FGA	FG%	3P	3PA	3P%	FT	FTA	FT%	ORB	DRB	TRB	AST	STL	BLK	TOV	PF	PTS	PPG	RPG	APG
2017-18	GSW	21	5	387	39	72	0.542	0	2	0.000	8	21	0.381	42	47	89	19	14	8	8	50	86	4.1	4.2	0.9
2018-19	GSW	21	1	432	64	93	0.688	0	0	0.000	21	29	0.724	41	53	94	20	12	11	13	50	149	7.1	4.5	1
2021-22	GSW	22	13	448	58	88	0.659	0	0	0.000	11	18	0.611	63	105	168	48	9	10	19	50	127	5.8	7.6	2.2
2022-23	GSW	13	8	325	37	64	0.578	0	0	0.000	10	18	0.556	61	109	170	43	8	5	13	36	84	6.5	13.1	3.3
2024-25	GSW	12	0	120	10	23	0.435	0	0	0.000	6	8	0.750	17	26	43	4	5	4	2	27	26	2.2	3.6	0.3
CAREER		89	27	1712	208	340	0.612	0	2	0.000	56	94	0.596	224	340	564	134	48	38	55	213	472	5.3	6.3	1.5

PLAYERS | 17 KARLO MATKOVIĆ

Position
CENTER/FORWARD

NBA Experience
1

Height/Weight
6-11/260

Birthdate
MARCH 30, 2001

Birthplace
CROATIA

Prior To NBA
MEGA
(Serbian ABA Adriatic League)



Transactions: Selected 52nd overall by New Orleans Pelicans in the 2022 NBA Draft...Signed with the New Orleans Pelicans 7/13/24.

2024-25 Season (New Orleans): Appeared in 42 games (seven starts), averaging 7.7 points, 5.0 rebounds, 1.1 assists and 1.0 blocks in 18.8 minutes per contest...Converted .574 from the floor, .318 from three-point range and .773 from the free throw line...Scored in double figures 16 times, including seven games of scoring 15-plus points...Notched four double-doubles on the season...On 10/23 vs. CHI, made his Pelicans debut where he came in for one minute of action and swatted one shot...On 10/27 at POR, scored his first NBA bucket, finishing with two points and three boards...On 11/20 at CLE, posted two points, five boards, two steals and a block in 18 minutes of action...On 1/8 vs. POR, posted four points, four boards, one dime and one steal in six minutes of play...On 1/20 vs. UTA, posted two points, three boards, two dimes, a steal and a block in 15 minutes of play...On 1/31 vs. BOS, posted seven points, four rebounds, one dime, one steal and a block while shooting 3-of-6 (.500) from the field, including 1-of-1 from behind the arc...On 2/3 at DEN, posted five points, a **season-high** 11 rebounds, four assists and a block in 27 minutes of action...On 2/5 at DEN, in 30 minutes posted 10 points, nine rebounds, one dime, one steal and a block while shooting 3-of-6 (.500) from the floor and a perfect 3-of-3 from the free throw line...On 2/23 vs. SAS, notched a **season-high** 19 points, shooting 8-of-9 (.889) from the field, 1-of-2 (.500) from deep and a perfect 2-of-2 from the free throw line. He added six rebounds, one assist and one block in 21 minutes... On 2/27 at PHX, notched his **first career double-double** scoring 17 points and hauling in 10 rebounds...On 3/11 vs. LAC, notched 15 points on 6-of-7 (.857) from the floor, including 1-of-1 from deep range and a perfect 2-of-2 from the charity stripe...On 3/24 vs. PHI, scored a team-high 19 points on 7-of-11 (.636) from the field, 3-of-4 (.750) from behind the arc and a perfect 2-of-2 from the free throw line...On 4/8 at BKN, scored a team-high 17 points shooting 8-of-11 (.727) from the floor and 1-of-2 (.500) from the free throw stripe. He added four rebounds, one assist, a steal and two blocks in 26 minutes of action...Missed 14 games due to injury and missed an additional 13 games on G League assignment.

Summer League (New Orleans: 2024): Appeared in four games for the Pelicans, averaging 10.8 points, 4.3 rebounds, 2.0 assists and 1.8 blocks in 18.0 minutes per contest...Shot .654 from the floor and .875 from the free throw line.

G League: 2024-25 (Birmingham Squadron): Appeared in 10 games for the Squadron, averaging 17.7 points, 9.9 rebounds, 3.1 assists and 1.8 blocks in 30.3 minutes per game...Converted .583 from the floor, .394 from behind the arc and .650 from the free throw stripe...**2023-24 (Birmingham Squadron):** Played in ten games for the Squadron, where he averaged 17.3 points, 8.0 rebounds, 2.4 assists, 0.8 steals and 1.8 blocks in 31.3 minutes...Converted .615 from the field, .333 from deep and .750 from the free throw line.

International: Over seven seasons overseas, has played for three different teams in Croatia, Serbia, and Slovenia...**2023-24 Season (Slovenia):** Started all 34 games he appeared in for Slovenian KK Cedevita Olimpija of the Adriatic Basketball Association, averaging 15.4 points, 6.9 rebounds, 0.9 assists, 1.1 steals and 2.4 blocks in 28.3 minutes per game in ABA, EuroCup, ABA Supercup and Spar Cup play...**2022-23 Season (Slovenia):** Played for Slovenian KK Cedevita Olimpija of the Adriatic Basketball Association during the 2022-23 season, in which the Croatian averaged 8.8 points and 3.9 rebounds in ABA and EuroCup play...**2021-22 (Serbia):** In the Liga ABA league, appeared in 25 games (13 starts), averaging 11.6 points, 6.1 rebounds and 1.1 assists in 22.0 minutes per game...Was named Adriatic League Liga ABA Round 7 MVP...**2020-21 (Serbia):** Appeared in 18 games (four starts), averaging 6.1 points, 3.3 rebounds and 0.9 blocks in 10.6 minutes per game in Liga ABA play...

CAREER HIGHS

PTS	19 (Twice)
FGM	8 (Twice)
FGA	13 @PHX 2/27/25
3FGM	3 (3 Times)
3FGA	7 @PHX 2/27/25
FTM	3 (3 Times)
FTA	4 (3 Times)
OREB	5 (Twice)
DREB	10 MEM 3/9/25
TREB	11 (4 Times)
ASTS	4 @DEN 2/3/25
STLS	2 (4 Times)
BLKS	3 (Twice)
MINS	36 @PHX 2/27/25

PLAYERS | 17 KARLO MATKOVIĆ

2019-20 (Serbia): Was loaned to OKK Belgrade for the Serbian League season...Appeared in 26 games (25 starts), averaging 5.7 points, 3.3 boards, and 1.1 blocks in 13.6 minutes per game...**2018-19 (Croatia):** Played on Cedevisa's U16 and U18 squad which led to his first professional contract in April of 2019 with Cedevisa's senior league squad....As a 17-year-old, he played nine games (one start) with the senior squad and averaged 4.0 points and 2.0 rebounds in 10.4 minutes per contest...**2017-18 (Croatia):** Matkovic joined the Cedevisa U16 squad (Adriatic Junior league) in 2017, appearing in four games in the Jr. Liga ABA.

NBA REGULAR SEASON STATS

SEASON	TM	G	GS	MP	FG	FGA	FG%	3P	3PA	3P%	FT	FTA	FT%	ORB	DRB	TRB	AST	STL	BLK	TOV	PF	PTS	PPG	RPG	APG
2024-25	NOP	42	7	791	135	235	0.574	21	66	0.318	34	44	0.773	64	145	209	46	22	41	43	106	325	7.7	5.0	1.1
CAREER		42	7	791	135	235	0.574	21	66	0.318	34	44	0.773	64	145	209	46	22	41	43	106	325	7.7	5.0	1.1

PLAYERS | 21 YVES MISSI

Position
CENTER

NBA Experience
1

Height/Weight
6-11/236

Birthdate
MAY 14, 2004

Birthplace
BRUSSELS, BELGIUM

College
BAYLOR

High School
PROLIFIC PREP
(Napa, CA)



Transactions: Selected 21st overall by New Orleans in the 2024 NBA Draft...Signed a multi-year contract with the Pelicans on 7/8/24.

2024-25 Season: In his rookie season with the Pelicans appeared in 73 games (67 starts), averaging 9.1 points, 8.2 rebounds, 1.4 assists and 1.3 blocks in 26.8 minutes per game... Converted .547 from the floor and .623 from the free throw line...Led all rookies with 26 double-digit rebound games and ranked second in double-doubles posting 14 on the season...Was named Western Conference Rookie of the Month for games played in December, where he appeared in 13 games (all starts)...In December, he led all rookies in points (146), total rebounds (130), offensive rebounds (65), field goals made (60) and blocks (21)...Additionally, during the month of December he averaged a double-double (11.2 points, 10.0 rebounds), and his six games with at least 10 rebounds were the most among first-year players...He posted back-to-back double-doubles against Brooklyn (17 points & 11 rebounds) and Oklahoma City (10 points & 10 rebounds) while shooting a combined 92.3% (12-of-13) from the floor, which makes him the third rookie in NBA history to record back-to-back double-doubles while shooting 90.0% or better from the field, along with Buck Williams (1981-82) and Larry Smith (1980-81)...On 10/23 vs. CHI, appeared in his first regular season NBA game, posting 12 points on 5-of-8 (.625) from the floor and a perfect 2-of-2 from the free throw line...On 11/1 vs. IND, got his first NBA start, posting four points on 2-of-5 (.400) shooting. Additionally, he pulled down a team-high 10 boards and notched one block in 26 minutes...On 11/11 vs. BKN, posted his first career double-double, scoring 17 points and hauling in 11 rebounds. In the third frame, posted 11 points, four rebounds, one steal and a block while shooting a perfect 5-of-5 from the field. He converted 7-of-8 (.875) from the floor. This marks the third time in franchise history that a rookie posted 15-plus points and shot at least 87.5% from the floor, along with Jaxson Hayes and Cheick Diallo...On 11/15 vs. DEN, pulled down 12 rebounds to go along with six points and one steal while converting 2-of-6 (.333) from the field and a perfect 2-of-2 from the free throw line...On 11/25 at IND, notched 16 points, 13 rebounds, two steals and two blocks while shooting 7-of-11 (.636) from the floor...On 11/29 at MEM, registered his fourth double-double of the season behind 16 points (6-13 FG, 4-6 FT) and 14 rebounds, alongside three blocks...On 12/2 at ATL, posted 23 points, 12 boards, one assist and a block while converting 11-of-14 (.786) from the floor in 35 minutes of play...On 12/22 vs. DEN, converted 9-of-12 (.750) from the floor finishing with 21 points, nine boards, one assist, two steals and three blocks...On 12/30 vs. LAC, posted 12 points, nine rebounds, four dimes and five blocks. Additionally, his five blocks is tied for most blocks in a game by a rookie in franchise history...On 2/23 vs. SAS, finished with a **season-high** 15 rebounds to go along with six points and one assist. He pulled down nine boards in the second quarter alone...On 2/28 at PHX, scored a **season-high** 24 points on 11-of-14 (.786) from the floor and 2-of-3 (.667) from the free throw line...Missed only nine games on the season due to injury, resulting in him playing the most games for the Pelicans during the 2024-25 season.

Summer League: New Orleans (2025): Started all three games he played in for New Orleans, averaging 7.3 points, 10.7 rebounds and 2.0 blocks in 24.2 minutes per contest...**New Orleans (2024):** Appeared in four games for the Pelicans, averaging 8.0 points, 4.8 rebounds, 2.0 assists and 1.8 blocks per game while converting .462 from the floor and .667 from the foul stripe.

College (Baylor: 2023-24): Appeared in 34 games during his freshman season for the Bears, averaging 10.7 points, 5.6 rebounds, 0.4 assists and 1.5 blocks in 22.9 minutes per game...Converted .614 from the floor and .616 from the free throw stripe...Was named 2023-24 All-Big 12 Defensive Team selection, the first Baylor freshman to earn this honor...Named 2023-24 All-Big 12 Honorable Mention ...Led Baylor with five double-doubles during the 2023-24 season...Ranked fourth in the Big 12 in both blocks (1.50 bpg) and offensive rebounds per game

CAREER HIGHS

PTS	24 @PHX 2/28
FGM	11 (Twice)
FGA	14 (Twice)
3FGM	--
3FGA	1 DEN 12/22
FTM	8 @WAS 1/5
FTA	8 (3 Times)
OREB	9 @SAS 12/8
DREB	12 @SAC 2/8
TREB	15 SAS 2/23
ASTS	4 (7 Times)
STLS	3 @LAL 3/4
BLKS	5 LAC 12/30
MINS	40 DEN 12/22

PLAYERS | 21 YVES MISSI

(2.6)...Named Big 12 Newcomer of the Week (Feb. 12) after posting 17 points and seven rebounds vs. Texas Tech (Feb. 6) and 21 points and eight boards against Kansas (Feb. 10)...Posted 14 points and 14 rebounds against Oregon State (Nov. 22)...Scored a collegiate career-high 25 points and grabbed nine rebounds against TCU (Jan. 27)...Posted 11 points and 10 rebounds vs. Duke (Dec. 20)...Finished with 14 points and 11 rebounds against Iowa State in the Big 12 Tournament semifinals (Mar. 15).

Personal: Yves Thierry Missi...Born in Belgium and grew up in Cameroon...Participated in his first high school game in 2021 after moving to the United States at age 16...Both parents competed for the Cameroon National Team...Brother, Steve Moundou-Missi, was a three-time All-Ivy League selection at Harvard, in addition to being the 2015 Ivy League Defensive Player of the Year.

NBA REGULAR SEASON STATS

SEASON	TM	G	GS	MP	FG	FGA	FG%	3P	3PA	3P%	FT	FTA	FT%	ORB	DRB	TRB	AST	STL	BLK	TOV	PF	PTS	PPG	RPG	APG
2024-25	NOP	73	67	1956	269	492	0.547	0	1	0	127	204	0.623	255	346	601	99	37	98	82	145	665	9.1	8.2	1.4
CAREER		73	67	1956	269	492	0.547	0	1	0	127	204	0.623	255	346	601	99	37	98	82	145	665	9.1	8.2	1.4

PLAYERS | 25 TREY MURPHY III

Position
FORWARD

NBA Experience
4

Height/Weight
6-8/217

Birthdate
JUNE 18, 2000

Birthplace
DURHAM, NC

College
VIRGINIA

High School
CARY ACADEMY
(Cary, NC)



Transactions: Selected 17th overall by Memphis in the 2021 NBA Draft...Draft rights acquired by New Orleans along with Devonte' Graham and Jonas Valanciunas in a three-team trade that sent Steven Adams, Eric Bledsoe, the draft rights to Ziaire Williams and Jared Butler, and a protected 2022 first round pick to Memphis, and Wes Iwundu, a future protected first round draft pick, and cash considerations to Charlotte on 8/7/21...Signed a contract with New Orleans on 8/10/21...Signed a multi-year contract extension on 8/21/2024.

2024-25 Season: Appeared in 53 games (51 starts), averaging a **career-high** 21.2 points, 5.1 rebounds, 3.5 assists and 1.1 steals per game...Converted .454 from the field, .361 from three-point range and .887 from the free throw line...Scored 20-plus points in 30 games, including seven games scoring 30 or more points...Made five threes in eight games...On 11/11 vs. BKN, made his season debut posting 12 points, five rebounds and two blocks while converting 4-of-14 (.286) from the floor, 2-of-6 (.333) from three-point range and a perfect 2-of-2 from the free throw line...On 11/19 at DAL, posted 19 points, five rebounds, one assist and two steals while converting 5-of-13 (.385) from the floor and a perfect 7-of-7 from the free throw line...On 11/22 vs. GSW, posted 24 points, four rebounds, four assists and a block while shooting 9-of-17 (.529) from the floor, 5-of-9 (.556) from behind the arc and 1-of-2 (.500) from the free throw line...On 11/25 at IND, posted 24 points, six rebounds, four assists, one block and a steal in 40 minutes of action...On 12/7 vs. OKC, posted 16 points, three rebounds, two assists, one block and a **career-high** five steals in 34 minutes of play...On 12/8 at SAS, posted 25 points shooting 8-of-16 (.500) from the field, 4-of-10 (.400) from the three-point line and a perfect 5-of-5 from the free throw line. He added six boards, five assists, a steal and a block...On 12/19 at HOU, scored a team-high 28 points shooting 10-of-17 (.588) from the field and 4-of-6 (.667) from the three-point range...On 12/27 vs. MEM, posted 35 points, three rebounds, four assists and a block in 39 minutes of action...On 1/1 at MIA, led the way for the Pelicans, scoring a game-high 34 points on 11-of-24 (.458) from the field, 5-of-15 (.333) from three-point range and a perfect 7-of-7 from the free throw line. He added four rebounds and three assists in 39 minutes of play...On 1/12 at BOS, scored 30 points on 10-of-17 (.588) from the floor, including 5-of-10 (.500) from three-point distance. He added six boards and four assists in 39 minutes of play...On 1/15 vs. DAL, notched 24 points on 7-of-18 (.389) from the floor, 2-of-6 (.333) from deep and a perfect 8-of-8 from the charity stripe. He added a **season-high** 10 rebounds, marking his first double-double this season, and the third of his career...On 1/29 vs. DAL, scored a game-high 32 points converting 13-of-17 (.765) from the floor, including 5-of-9 (.566) from three-point range. He added six boards, four dimes and one steal in 39 minutes of play...On 1/31 vs. BOS, scored a game-high 40 points converting 15-of-20 (.750) from the floor, 8-of-12 (.750) from three-point range and 2-of-3 (.667) from the free throw line. He added five rebounds, four assists and one steal in 39 minutes of play...On 2/3 at DEN, scored 41 points which ties his **career-high**. He converted 13-of-21 (.619) from the floor, 8-of-12 (.750) from three-point range and a perfect 7-of-7 from the free throw line to go along with added three rebounds, three assists and two steals in 38 minutes of action...On 2/13 vs. SAC, tossed out a **career-high** 11 assists to go along with 18 points and nine rebounds in 44 minutes of action...Missed 29 games on the season due to injury.

Professional: In 251 games (140 starts) over four seasons for New Orleans, averaged 13.7 points, 3.9 rebounds, 1.8 assists and 0.9 steals per game in 27.3 minutes per game. Over his career has shot .454 from the floor, .383 from three-point range and .875 from the free throw line...Scored in double figures 164 times, including 20-plus points in 61 contests...Notched four double-doubles...Has posted five or more three-pointers in 29 games...**2023-24 Season:** Appeared in 57 games (23 starts), averaging 14.8 points, 4.9 rebounds, 2.2 assists and 0.9 steals in 29.6 minutes per game...Converted .443 from the floor, .380 from three-point range and .815 from the free throw line...Scored in double figures 45 times...Sunk five-plus threes 11 times...On 12/1 vs. SAS, made his season debut, posting 18 points, converting 7-of-13 (.538) from the

CAREER HIGHS

PTS	41	(Twice)
FGM	15	BOS 1/31/25
FGA	24	@MIA 1/1/25
3FGM	10	(Twice)
3FGA	15	@MIA 1/1/25
FTM	12	@CHI 1/14/25
FTA	12	(3 Times)
OREB	6	DAL 1/15/25
DREB	10	CHI 2/25/24
TREB	11	MIL 3/28/24
ASTS	11	SAC 2/13/25
STLS	5	OKC 12/7/24
BLKS	4	@DET 3/24/24
MINs	46	MEM 4/5/23

PLAYERS | 25 TREY MURPHY III

floor, including 4-of-10 (.400) from three-point range...On 12/13 at WAS, scored 27 points, shooting 7-of-10 (.700) from the floor, 6-of-7 (.857) from three-point range and 7-of-8 (.875) from the free throw line. Murphy added six rebounds and four assists...On 12/21 at CLE, scored 28 points, converting 10-of-16 (.625) from the floor, 6-of-10 (.600) from three-point range and a perfect 2-of-2 from the free throw stripe...On 2/5 vs. TOR, swatted two blocks to go along with 10 points and six rebounds...On 2/10 at POR, scored 24 points, shooting 7-of-10 (.700) from the floor, 5-of-8 (.625) from three-point range and 5-of-6 (.833) from the foul stripe...On 2/22 vs. HOU, tied a **season-high** with three steals and three blocks...On 2/27 at NYK, led the way for New Orleans, scoring a game-high 26 points on 9-of-14 (.643) from the floor, 6-of-11 (.545) from three-point distance and 2-of-3 (.667) from the free throw line. Murphy added seven boards, four assists and a steal. Additionally, in the fourth quarter, Murphy scored 16 of his 26 points, shooting a perfect 5-of-5 from the field, including 4-of-4 from the three-point range...On 2/28 at IND, scored seven assists to go along with 11 points, four rebounds and a steal...On 3/5 at TOR, scored a **season-high** 34 points, shooting 11-of-17 (.647) from the floor, including 10-of-14 (.714) from three-point distance. His 10 made three-pointers ties a **career-high**. He became the seventh player in NBA history to have two-plus games with at least 10 three-pointers made, joining Steph Curry, Klay Thompson, Damian Lillard, J.R. Smith, James Harden and Zach LaVine. Additionally, he is the 7th player in NBA history to have 10 threes in a game off the bench. Lastly, Murphy became the first player in franchise history with three games of nine-plus threes made and is also the only player in franchise history with multiple games of 10-plus threes made...On 3/10 at ATL, scored 28 points, shooting 10-of-18 (.556) from the field, 6-of-13 (.462) from three-point range a perfect 2-of-2 from the free throw line...On 3/28 vs. MIL, notched his second career double-double, posting 15 points and set a new **career-high** with 11 rebounds...Missed 23 games on the season, 19 due to a left knee injury and four due to left knee soreness...**2022-23 Season:** Appeared in 79 games (65 starts), averaging 14.5 points, 3.6 rebounds, 1.4 assists and 1.1 steals per game while shooting .484 from behind the three-point stripe and .905 from the free throw stripe...Scored in double figures 59 times, including 16 games scoring 20 or more points...Among all NBA players, finished the regular season tied for 11th in three-point percentage (min. 6.0 3PA per game), shooting 40.6% from behind the arc...Additionally, averaged .400 on three-point shots above the break and converted .437 on corner three-pointers...Finished tied for 5th among all NBA players in free throw percentage, shooting .905 from the line...Was selected to the 2023 Jordan Rising Stars Game during NBA All-Star Weekend...On 10/25 vs. DAL, started his first game of the season, and finished the game with 22 points on 8-of-8 shooting, the **third-highest point total in franchise history** without missing a shot...On 11/15 vs. MEM, Murphy III drained his **100th-career three-pointer**...On 11/16 vs. CHI, notched his **first double-double of his career**, finishing the game with 19 points, three steals, one assist and a block while converting 7-of-9 (.778) from the floor and drained five three-pointers...On 3/12 vs. POR, scored a **career-high** 41 points and made nine three-pointers...He added seven rebounds, one assist, one steal and a block while shooting 13-of-20 (.650) from the field, 9-of-14 (.643) from behind the arc and a perfect 6-of-6 from the line...Additionally, his 41 points marks the **most points by a Pelicans player in their first or second year in Pelicans history**...On 3/25 at LAC, Trey Murphy III scored 32 points, shooting 11-of-14 (.786) from the floor and 10-of-12 (.833) from three-point range...Murphy's 10 three-pointers **mark a career-high** in threes made...Became the **second-youngest player in NBA history** (Anthony Edwards) to make 10 threes in a game...Is the **eighth player in NBA history** to make 10-plus three-pointers and shoot 83% or better from behind the arc...Is now the **third player in franchise history** to make 10 three-pointers in a game, along with CJ McCollum and Peja Stojakovic...Became the **first player in Pelicans' franchise history** to have at least two games with nine-plus three-pointers...Missed three games during the regular season...**2021-22 Season:** Appeared in 62 games (one start) for New Orleans, averaging 5.4 points, 2.4 rebounds and 0.6 assists in 13.9 minutes per game...Shot .394 from the floor, .382 from three-point distance and .882 from the free throw line...Scored in double figures eight times...Among NBA rookies, finished the regular season ranked first in three-point percentage, shooting 38.2-percent from behind the arc...On 3/11 vs. CHA, scored a **season-high** 32 points, converting 12-of-20 (.600) from the floor, 7-of-12 (.583) from three-point range and 1-of-2 (.500) from the free throw line. He added a **season-high** nine rebounds and tossed out two assists...Missed six games due to being on a G League assignment and Health and Safety protocols...Earned First Team honors at MGM Resorts 2021 NBA Summer League appearing in four games (all starts) for the Pelicans in Las Vegas, averaging 16.3 points, 7.0 rebounds, 2.8 assists, 1.8 steals and 1.3 blocks while shooting .558 from the floor, .440 from three-point range and a perfect 6-for-6 from the charity stripe.

Play-In Tournament: Played in two games for New Orleans, averaging 8.0 points, 4.0 rebounds and 1.5 assists while shooting .455 from the floor, .444 from three-point distance and a perfect 1.000 from the free throw line... On 4/15 at LAC, posted 14 points, converting 4-of-7 (.571) from the floor, including 4-of-6 (.667) from three-point distance...He finished the game with a plus/minus of plus-26, which led all players in the game.

Playoffs: Has appeared in 10 playoff games (four starts) for New Orleans, averaging 7.7 points, 4.1 rebounds, and 1.2 assists in 28.8 minutes per contest while shooting .388 from deep...Scored in double-figures three times and made two or more three-pointers six times...**2024 (New Orleans):** Appeared in all four of the Pelicans playoff games, averaging 11.5 points, 6.5 rebounds and 2.3 assists in 42.0 minutes per game...Converted .375 from the field and .333 from three...**2022 (New Orleans):** Appeared in all six playoff games for New Orleans, averaging 5.2 points, 2.5 rebounds and 0.5 assists while converting .409 from the floor, .474 from three-point distance and .800 from the free throw line...On 4/28 vs. PHX, posted 12 points in Game 6 against Phoenix, shooting 4-for-7 from beyond the arc, and added three rebounds.

College (Rice/Virginia: 2018-21): Played in 86 games (45 starts), averaging 11.0 points, 3.8 rebounds and 1.0 assists while shooting .455 from the floor, .401 from behind the arc and .819 from the charity stripe...**Junior (Virginia: 2020-21):** Played in 25 games (20 starts), averaging 11.3 points, 3.4 rebounds and 1.2 assists while shooting .503 from the floor, .433 from three-point range and .927 from the free throw line...Named to the All-ACC Academic Team...Ranked seventh in the ACC in three-point field goals made (2.1)...Scored team-high 21 points, going 6-for-8 from three-point range, in UVA debut vs. Towson (11/25/20) Had 15 points with two steals and matched season-high with two blocks vs. Syracuse in ACC quarterfinals (3/11/21)...Scored 12 points on four three-pointers with two steals vs. Ohio in NCAA First Round (3/20/21)...**Sophomore (Rice: 2019-20):** Played 29 games (25 starts), averaging 13.7 points, 5.5 rebounds, 1.2 assists and 0.9 steals. Averaged .434 shooting from the field, .368 from three-point range and .824 from the free throw line...Led the team in scoring (13.7), field goals made (131), dunks (21) and blocks (16)...Was second in three-pointers (75), steals (27) and free throw percentage (.824)...Third in rebounds per game (5.5)...Ranked sixth in Conference USA in three-pointers made per game (2.6), 11th in free throw percentage, 13th in scoring, 14th in defensive rebounds (4.3) and 15th in rebounding...Fourth on the school sophomore list in three-pointers (75) and three-pointers attempted (204),

PLAYERS | 25 TREY MURPHY III

seventh in three-point field goal percentage (.368) and free throw percentage (.824) and 10th in blocks (16)...Recorded 25 double-figure scoring games and two double-doubles...Led the team with six 20-point games...Blocked a career-high four shots versus Wayland Baptist (11/10)...Scored a career-high 25 points on five three-pointers at Northwestern State (11/12)...Scored 18 points on five three-pointers to cap off a 22-point comeback at UC Santa Barbara (11/16)...His performance against Northwestern State and UCSB earned him Conference USA Player of the Week honors (11/18)...Recorded first career double-double versus St. Thomas (12/19), scoring 21 points and grabbing a career-high 10 rebounds... Scored 12 points and had a career-high six assists against FIU (1/11)...Scored 20 points on a career-high six three-pointers at Louisiana Tech (1/16), where he became the 27th player in school history with 100 career three-pointers... Notched a career-high four steals against Charlotte (2/15)... Scored 18 points, all in the second half, against FIU in the first round of the Conference USA Tournament (3/11)...**Freshman (Rice: 2018-19):** Appeared in 32 games, averaging 8.4 points and 2.6 rebounds while shooting .442 from the field and .421 from the three-point range...Ranked fourth in Conference USA in three-point field goal percentage (.421) and 14th in three-pointers made per game (2.0)...Ranked second on the team with 64 three-pointers...Set the school freshman record for three-point field goal percentage (.421) and is second for three-pointers made (64)...Registered 12 double-figure scoring games... Set career-highs with 24 points and five three-pointers while going a career-best 6-of-6 from the free throw line against UAB (1/26/19)...Scored 12 points on 4-of-5 from three-point range while recording a career-high three steals at Charlotte (1/31/19)... Made first career start at Charlotte (3/6/19)...Scored 14 points against Marshall in the first round of the Conference USA Tournament (3/13/19).

Personal: Son of Kenneth and Albeda Murphy...Was named 2020-21 All-ACC Academic Team selection...Named to the 2023 USA Basketball Men's Select Team...Had his high school jersey retired at Cary Academy in 2024, and is the school leader in field goals made, three-pointers made and free throws made...Averaged 24.7 points and 7.4 rebounds while connecting on .494 from the floor, .436 from three-point range and .858 from the free throw line his senior season...Named All-Metro by the Raleigh News & Observer...Earned Triangle Independent School Athletic Conference (TISAC) All-Conference...Participated in the Pelicans/Ibotta Thanksgiving turkey drive...Visited youth hospital patients to hand out candy on Halloween...Hosted a free youth basketball clinic and a back-to-school community bash in his hometown of Durham, NC in July of 2025...Favorite movie is Django...Enjoys singing, dancing and ping pong...Was top 10 in a ping pong tournament at Rice University... Father, Kenneth, played basketball at East Carolina from 1986-88.

NBA REGULAR SEASON STATS

SEASON	TM	G	GS	MP	FG	FGA	FG%	3P	3PA	3P%	FT	FTA	FT%	ORB	DRB	TRB	AST	STL	BLK	TOV	PF	PTS	PPG	RPG	APG
2021-22	NOP	62	1	864	109	277	0.394	71	186	0.382	45	51	0.882	47	100	147	38	23	7	16	60	334	5.4	2.4	0.6
2022-23	NOP	79	65	2448	387	800	0.484	202	497	0.406	172	190	0.905	59	222	281	112	89	43	61	155	1148	14.5	3.6	1.4
2023-24	NOP	57	23	1690	275	621	0.443	169	445	0.380	123	151	0.815	42	238	280	124	51	28	34	70	842	14.8	4.9	2.2
2024-25	NOP	53	51	1854	391	839	0.454	158	438	0.361	204	230	0.887	47	221	268	188	56	39	103	112	1124	21.2	5.1	3.5
CAREER		251	140	6856	1152	2537	0.454	600	1566	0.383	544	622	0.875	195	781	976	462	219	117	214	397	3448	13.7	3.9	1.8

NBA POSTSEASON STATS

SEASON	TM	G	GS	MP	FG	FGA	FG%	3P	3PA	3P%	FT	FTA	FT%	ORB	DRB	TRB	AST	STL	BLK	TOV	PF	PTS	PPG	RPG	APG
2021-22	NOP	6	0	120	9	22	0.409	9	19	0.474	4	5	0.800	3	12	15	3	3	1	1	9	31	5.2	2.5	0.5
2023-24	NOP	4	4	168	18	48	0.375	10	30	0.333	0	0	--	3	25	26	9	5	6	8	12	46	11.5	6.5	2.3
CAREER		10	4	288	27	70	0.386	19	49	0.388	4	5	0.800	6	35	41	12	8	7	9	21	77	7.7	4.1	1.2

PLAYERS | 5 DEJOUNTE MURRAY

Position
GUARD

NBA Experience
8

Height/Weight
6-5/181

Birthdate
SEPTEMBER 19, 1996

Birthplace
SEATTLE, WA

College
WASHINGTON

High School
RAINIER BEACH H.S.
(Seattle, WA)



Transactions: Selected by the San Antonio Spurs with the 29th overall pick in the 2016 NBA Draft...Signed a multi-year contract with the San Antonio Spurs on 7/14/16...Signed a multi-year contract extension with the San Antonio Spurs on 10/21/19...Traded by the San Antonio Spurs with Jock Landale to the Atlanta Hawks for Danilo Gallinari, a 2023 1st round draft pick, a 2025 1st round draft pick, a 2026 1st round draft pick and a 2027 1st round draft pick...Signed a contract extension with the Atlanta Hawks on 7/9/23...Traded by the Atlanta Hawks to the New Orleans Pelicans for Dyson Daniels, E.J. Liddell, Larry Nance Jr., Cody Zeller, a 2025 first round draft pick and a 2027 first round draft pick.

2024-25 Season (New Orleans): Started all 31 games he appeared in during his first season with the Pelicans...Averaged 17.5 points, 6.5 rebounds, 7.4 assists and 2.0 steals in 32.6 minutes per game...Shot .398 from the field, .299 from deep and .823 from the free throw line...Scored in double figures in 28 games, including 11 games scoring 20-plus points...Tossed out double-digit assists in seven games and notched eight double-doubles on the season...On 10/23 vs. CHI, made his Pelicans debut posting 14 points, eight rebounds, 10 assists and one steal in 30 minutes of action...On 11/27 vs. TOR, returned to the starting lineup after missing 17 games due to a left-hand fracture. Murray posted 14 points, four rebounds, two dimes and two steals...On 11/29 at MEM, posted 21 points, six rebounds, six dimes and a steal in 33 minutes of play...On 12/2 at ATL, played in 38 minutes posting seven points, 10 dimes, five steals and a block...On 12/5 vs. PHX, scored 17 points on 7-of-12 (.583) shooting, including 2-of-4 (.500) from three-point distance to go along with five boards and notched three assists and two steals in 35 minutes...On 12/7 vs. OKC, notched 26 points, nine boards, five assists and four steals while shooting 8-of-15 (.533) from the floor, 3-of-8 (.375) from behind the arc and 7-of-10 (.700) from the free throw stripe...On 12/22 vs. DEN, notched 17 points and dished out 15 assists, which ties his **career-high** for assists in a game. He added a game-high six steals...On 12/30 vs. LAC, notched 13 points, 10 rebounds, eight dimes and six steals...On 1/5 at WAS, posted a triple-double notching 14 points, 10 rebounds and 12 assists in 36 minutes of action...On 1/7 vs. MIN, posted 29 points and tied a season-high with six steals. He added two rebounds, six dimes and a block in 34 minutes of action...On 1/12 at BOS, posted 26 points on 8-of-19 (.421) from the floor, including 6-of-9 (.667) from three-point range. He added nine boards, eight dimes, one steal and a block in 35 minutes of action...On 1/15 vs. DAL, scored a **season-high** 30 points, converting 10-of-22 (.455) from the floor, 4-of-10 (.400) from three and 6-of-8 (.750) from the free throw line. He added seven assists, seven rebounds and two steals in 33 minutes...On 1/24 at MEM, posted 26 points shooting 10-of-16 (.625) from the floor and 5-of-7 (.714) from the free throw line...Missed 17 games due to a left hand fracture and 33 games due to a right Achilles tear, which ended his 2024-25 season.

Professional: Has appeared in 503 games (432 starts) for New Orleans, Atlanta and San Antonio, holding career averages of 15.5 points, 5.8 rebounds, 5.4 assists and 1.5 steals in 29.3 minutes while converting .453 from the field, .340 from three-point distance and .790 from the free throw stripe...Has recorded 164 games with 20-plus points and 28 games with 30-plus points...Notched 20 triple-doubles in his career...Tallied 101 double-doubles in his career...Selected to the 2022 All-Star Game...Named to the 2017-18 All-Defensive Second Team...**2023-24 Season (Atlanta):** Started all 78 games he appeared in, averaging 22.5 points, 5.3 rebounds, 6.4 assists and 1.4 steals in 35.7 minutes per contest...Converted .459 from the floor, .363 from three-point distance and .794 from the foul stripe...Scored in double figures in 77 games, including 52 games scoring 20-plus points...Posted 30 plus points 13 times and 40-plus points four times...Notched double digit rebounds five times...Tossed out double digit assists 16 times, including one game with 15 assists...Notched 20 double-doubles and one triple double on the season...Finished the season ranked 13th in the NBA in steals per game, averaging 1.4 and finished ranked 20th in rebounds per game, averaging 6.4...On 3/28 vs. BOS, posted a season-high 44 points, converting 18-of-44 (.409) from the floor, 6-of-19 (.316) from three-point

CAREER HIGHS

PTS	44	BOS 3/28/24
FGM	18	BOS 3/28/24
FGA	44	BOS 3/28/24
3FGM	8	@HOU 11/25/22
3FGA	19	BOS 3/28/24
FTM	12	HOU 2/10/24
FTA	15	HOU 2/10/24
OREB	6	(Twice)
DREB	13	(Twice)
TREB	17	@WAS 4/26/21
ASTS	15	(4 Times)
STLS	8	GSW 2/8/21
BLKS	3	(Twice)
MINS	51	@GSW 1/2/23

PLAYERS | 5 DEJOUNTE MURRAY

range and a perfect 2-of-2 from the free throw line...On 3/8 at MEM, posted 41 points, seven rebounds, five assists and two steals in 39 minutes of play while shooting 17-of-24 (.708) from the field, 3-of-5 (.600) from behind the arc and a perfect 4-of-4 from the charity stripe...On 1/12 vs. IND, shot a season-best .722 (13-of-18) from the floor, including 3-of-6 (.500) from three-point range...On 3/23 vs. CHA, shot .778 (7-of-9) from behind the arc, which marked his best three-point shooting percentage in any game of the season...On 3/25 vs. BOS, tossed out a season-high 15 dimes to go along with 19 points, five boards and three steals...On 11/30 at SAS, swiped a season-high five steals to go along with 24 points, three rebounds and two assists...On 10/30 vs. MIN, posted 41 points, seven rebounds, five assists and two steals while shooting 17-of-24 (.708) from the floor, 3-of-5 (.600) from three-point range and a perfect 4-of-4 from the free throw line. **2022-23 Season (Atlanta):** Saw action in 74 games (all starts), recording 20.5 points, 5.3 rebounds, 6.1 assists and 1.51 steals in 36.4 minutes (.464 FG%, .344 3FG%, .832 FT%)...Both his .464 FG% and .832 FT% marked career highs...Led or tied the team in scoring 20 times, rebounds once, assists 19 times, blocks eight times and steals in 34 games...Tallied eight double-doubles...Became just the second Hawk to average at least 20.0 points, 5.0 rebounds and 5.0 assists in a single season (Lenny Wilkens: 1967-68) and the first Hawk since steals became an official stat to tally at least 20.0 points, 5.0 rebounds, 5.0 assists and 1.0 steal in a single season...Murray (20.0 points, 6.1 assists, 74 games) and Trae Young (26.2 points, 10.2 assists, 73 games) became the second set of teammates in NBA history to both average at least 20.0 points and 6.0 assists (min. 70 games), joining Michael Jordan and Scottie Pippen of the 1991-92 Chicago Bulls...Ranked 11th in steals per game (1.51) and 24th in assists per game (6.1) in the NBA...Swiped 112 total steals, tied for the sixth-most in the NBA and the most in a Hawks regular season since 2015-16 (Paul Millsap: 147)... Became the only player in the NBA to have 100-or-more steals in each of the past four seasons...Scored 10-or-more points in 71 of his 74 games played, including 39 outings with at least 20 points...Poured in 41 points against the Portland Trail Blazers on 3/3, shooting 17-22 from the floor, a perfect 5-5 from deep and 2-2 from the charity stripe, in addition to five rebounds, six assists and one steal in 34 minutes...Murray was the only player in the NBA this season to post at least 40 points, five assists and five rebounds on .700/.1.000/1.000 and just the fifth player since the adoption of the three-point line to do so, joining Chris Bosh, Kevin Garnett, Clyde Drexler and Mitch Richmond...In his first game against Portland on 1/30, notched 40 points, eight rebounds, seven assists, two steals and zero turnovers on 13-25 shooting from the field, 5-8 from deep and 9-9 from the charity stripe, becoming just the fourth player in the NBA since 1977-78 to finish a game with at least 40 points, five rebounds, five assists and zero turnovers while shooting .500/.600/1.000 (LeBron James, Stephen Curry, World B. Free)...Notched his 18th career triple-double on 11/5 against the New Orleans Pelicans, finishing with 22 points, 10 rebounds, 11 assists and three steals...In a 112-99 win over the New York Knicks on 11/2, registered 36 points, four rebounds, nine assists, five steals and one block in 38 minutes, becoming the first Hawk since Dominique Wilkins (12/26/91) to finish a game with at least 35 points, five assists and five steals...Tallied a 20-point, 11-assist double-double in his first game with the Hawks, in addition to five rebounds, five steals and one block, becoming the first Hawk to tally a point/assist double-double in his first game with the club since Spud Webb on 10/25/85. Murray also became the first Hawk since Mookie Blaylock (2/6/95) to register at least 20 points, 10 assists, five rebounds and five steals in a single outing... **2021-22 Season (San Antonio):** Saw action in 68 games (all starts), averaging 21.1 points, 9.2 assists, 8.3 rebounds and 2.0 steals in 34.8 minutes per game (.462 FG%, .327 3FG%, .794 FT%)...Named an All-Star...Became the first player in NBA history to average at least 20.0 points, 8.0 rebounds, 9.0 assists and 2.0 steals in a single season...Tallied 1,458 points, 563 rebounds, 627 assists and 138 steals, becoming just the eighth player since the 1973-74 season to tally at least 1,400 points, 600 assists, 500 rebounds and 130 steals in a single season...One of only three players since the 1973-74 season to average at least 20.0 points, 8.0 rebounds, 8.0 assists and 2.0 steals in a single season, joining Magic Johnson (1980-81) and Michael Jordan (1988-89)...Led the NBA in steals per game (2.03) while finishing fourth in assists per game (9.2)...Recorded 13 triple-doubles during the 2021-22 season, the second-most in the NBA...Per Elias Sports, became one of only six guards in NBA history with 13-or-more triple-doubles in a single season within his first five NBA seasons, joining Oscar Robertson (five times), Magic Johnson (twice), Michael Jordan, Fat Lever and Luka Doncic...Against Houston on 1/12, recorded a triple-double of 32 points, 10 rebounds, 11 assists and zero turnovers in 37 minutes, becoming the only player in the NBA this season to record a 30-point triple-double while registering zero turnovers and became one of just seven players since the 1977-78 season to do so...Posted the seventh game in NBA history with at least 30 points, 10 rebounds, 15 assists and four steals on 2/11 against the Hawks; it also marked the first 30+ point, 15 assist game in Spurs history...Posted seven straight double-doubles from 11/22-12/6, the longest such streak of his career...Notched 29 point/assist double-doubles, tied for the fourth-most such double-doubles in the NBA during the 2021-22 campaign • Recorded 10-or-more points in 65 of his 68 games played, 10-or-more assists in 30 outings and 10-or-more rebounds in 23 games... **2020-21 Season (San Antonio):** Started in all 67 games he appeared in, averaging 15.7 points, 7.1 rebounds, 5.4 assists and 1.5 steals in 31.9 minutes per game while shooting .453 from the floor, .317 from behind the arc and .791 from the free throw line...Recorded four triple-doubles and 13 double-doubles...Became the third Spur in franchise history to record four triple-doubles in one season...Scored in double figures 58 times, including 18 games of 20-plus points...Had 14 games with three-or-more steals...Led the Spurs in scoring nine times, rebounding 16 times, assists on 28 occasions and in steals 27 times...Grabbed a career-high 17 rebounds, in addition to 25 points, marking the most rebounds by a Spurs guard since 1985...Scored 20-plus points in three straight games...Scored 10-or-more points in 20 straight games...Recorded first career triple-double with 11 points, 10 rebounds and 10 assists in the Spurs home opener...On 2/8 vs. GSW, swiped a career-high eight steals, in addition to 27 points, 10 rebounds and four assists...On 12/30 vs. LAL, poured in 29 points on 12-19 shooting from the floor, in addition to seven rebounds, seven assists and one steal in 35 minutes against...On 4/28 at MIA, recorded a 22-point, 10-rebound, 11-assist triple-double...On 2/14 at CHA, finished with 26 points, 12 rebounds and six assists... **2019-20 (San Antonio):** Appeared in 66 games (58 starts), averaging 10.9 points, 5.8 rebounds, 4.1 assists and 1.7 steals in 25.6 minutes per game while converting .462 from the floor, .368 from deep range and .798 from the charity stripe...Ranked second on the Spurs in total rebounds (385) and assists (271)...Ranked fourth in the NBA in total steals (11)...Poured in 10-or-more points 39 times, including four games with at least 20 points...Registered six double-doubles, including one point/assist double-double...On 8/13 at UTA, grabbed 14 rebounds, in addition to 12 points and seven assists... Recorded 25 points and nine rebounds at OKC on 2/11 and 23 points and seven rebounds at Utah on 2/21, becoming the first point guard in Spurs history to score 20-or-more points and pull down at least seven rebounds in back-to-back games...Swiped at least two steals in a career-long 12 straight games from 12/1-12/31...It marked the longest such streak in the NBA during the 2019-20 campaign and the longest such streak by a Spur since David Robinson in 1992 (13 straight games)...On 11/7 vs. OKC, dished out 10 assists, marking his first double digit assist outing of his career...On 10/23 vs. NYK, notched 18 points, eight rebounds, six assists and three steals on 70/100/100 shooting, becoming just the third player in NBA history to do so, joining Mitch Richmond (Warriors - 1991) and Kevin Johnson (Suns - 1997)... **2018-19 (San Antonio):** NBA season while recovering from a right anterior cruciate ligament tear which he suffered on 10/7 in a preseason game against Houston... **2017-18 (San Antonio):** Appeared in 81 games (48 starts), averaging 8.1 points, 5.7 rebounds, 2.9 assists and 1.2 steals in 21.5 minutes

PLAYERS | 5 DEJOUNTE MURRAY

per game (.443 FG%, .265 3FG%, .709 FT%)...Was named to the NBA All-Defensive Second Team, becoming the youngest player in NBA history to be named to an All-Defensive Team...In 48 games as a starter, tallied 10.1 points, 7.0 rebounds, 3.5 assists and 1.6 steals in 26.1 minutes per game (.452 FG%, .250 3FG%, .707 FT%)...Ended the season with 459 total rebounds, setting the record for most total rebounds in a single season by a point guard in Spurs history...Scored 10+ points 33 times, including a 23-point outing at LAL on 4/4...Grabbed 10-or-more rebounds 12 times and handed out five-or-more assists 20 times...Registered seven double-doubles...Led the team in assists 24 times, steals 20 times and rebounds 13 times...Tallied a 16-point, 14-rebound double-double on 10/23 against Toronto...Swiped seven steals, in addition to 19 points, 10 rebounds and three assists in 30 minutes in a win over Cleveland on 1/23...**2016-17 (San Antonio):** Appeared in 38 games (eight starts), tallying 3.4 points, 1.1 rebounds and 1.3 assists in 8.5 minutes per game (.431 FG%, .391 3FG%, .700 FT%)...Won his first seven career starts, becoming only the second guard in Spurs history to win first seven starts, joining Tony Parker in 2001...Scored in double figures four times and led the team in assists four times...In his third NBA start, poured in a career-high 23 points on 7-11 shooting from the floor, including a 3-5 clip from deep and 7-7 from the free throw line, in addition to two rebounds, two assists and one steal in 34 minutes in a win over Denver on 1/19...Missed 17 games with a left groin injury (3/11-4/10)...Was inactive for 12 games and missed 13 games as a DNP-CD.

Playoffs: Across three postseason runs with San Antonio (2017, 2018) and Atlanta (2022), has seen action in 21 games (12 starts), holding averages of 10.3 points, 4.0 rebounds, 3.3 assists and 1.48 steals in 21.6 minutes per game (.426 FG%, .391 3FG%, .767 FT%)...**2023 (Atlanta):** Appeared in five games during Atlanta's opening round matchup against No. 2 Boston, averaging 23.0 points, 7.2 rebounds, 6.8 assists and 2.0 steals in 38.0 minutes (.447 FG%, .378 3FG%, 1.000 FT%)...Registered at least 20 points, five rebounds and five assists in each of his first four games in the first round, the second-longest such streak in Hawks postseason history (Lenny Wilkens: 5 straight games in 1967 playoffs)...In Game 1 at Boston, recorded 24 points, eight rebounds, six assists and three steals in 36 minutes, becoming the first Hawks player to record at least 20 points, five rebounds, five assists and three steals in a playoff debut with the club...In Game 2 at Boston, tallied a game-high tying 29 points on 11-24 shooting from the floor, in addition to a 7-13 mark from deep, six rebounds, six assists and a game-high four steals in 40 minutes. He became the first Hawks player to have at least 20 points, five rebounds, five assists and three steals in back-to-back playoff games...His seven three-pointers were tied for the second-most triples in a playoff game in franchise history...**2018 (San Antonio):** Appeared and started, in all five games in the first round against Golden State, averaging 7.8 points, 4.2 rebounds, 1.8 assists and 1.0 steal in 19.2 minutes per game (.452 FG%, .667 3FG%, .778 FT%)...**2017 (San Antonio):** Saw action in 11 games (two starts), during the Spurs' run to the Western Conference Finals, averaging 5.7 points, 2.5 rebounds, 2.5 assists and 1.5 steals in 15.2 minutes per game (.377 FG%, .680 FT%)...In a win at Houston on 5/11 registered a double-double of 11 points and 10 rebounds, to go along with five assists, two steals and one block in 24 minutes. He became just the fourth rookie in Spurs history to record a point/rebound double-double in the playoffs, joining David Robinson, Tim Duncan and Kawhi Leonard...Made his first career playoff start on 5/5 at Houston.

College (Washington, 2015-16): Played one season at Washington, seeing action in 34 games (all starts), averaging 16.1 points, 5.9 rebounds, 4.4 assists and 1.8 steals in 33.5 minutes (.416 FG%, .288 3FG%, .663 FT%)...Named to the Pac-12 All-Conference Second Team and Pac-12 All-Freshman Team...Led all Pac-12 freshmen in points, assists and steals while finishing second in rebounds...Scored 10-or-more points in 26 contests, including 10 with at least 20 points and two with 30-or-more...Set a new school record for assists by a freshman, finishing the season with 151 helpers...One of two freshmen in NCAA Division I to average at least 16.0 points, 5.0 rebounds and 4.0 assists during the 2015-16 season, along with LSU forward, and No. 1 pick in the 2016 NBA Draft, Ben Simmons.

Personal: Son on Shameka Thompson and John Murray...Attended Rainier Beach High School in Seattle, Washington...Named 2015 Parade All-American, the 2015 Washington Gatorade Men's Basketball Player of the Year, WIAA Mr. Basketball, Seattle Times and Tacoma News Tribune Player of the Year...First Team All-State during the 2014-15 season after leading Rainier Beach to the state title game...Loves the "Friday" movie franchise...Favorite basketball shoes are New Balance...Favorite non-NBA athlete is Gervonta Davis...Loves bowling and giving back to the community...On Twitter @dejountemurray and Instagram @dejountemurray.

NBA REGULAR SEASON STATS

SEASON	TM	G	GS	MP	FG	FGA	FG%	3P	3PA	3P%	FT	FTA	FT%	ORB	DRB	TRB	AST	STL	BLK	TOV	PF	PTS	PPG	RPG	APG
2016-17	SAS	38	8	322	50	116	0.431	9	23	0.391	21	30	0.700	6	36	42	48	8	6	38	29	130	3.4	1.1	1.3
2017-18	SAS	81	48	1743	270	609	0.443	9	34	0.265	105	148	0.709	110	349	459	231	97	31	134	151	654	8.1	5.7	2.9
2019-20	SAS	66	58	1687	294	637	0.462	41	111	0.369	91	114	0.798	69	314	383	271	111	17	125	143	720	10.9	5.8	4.1
2020-21	SAS	67	67	2139	441	974	0.453	63	199	0.317	106	134	0.791	58	415	473	363	101	7	117	135	1051	15.7	7.1	5.4
2021-22	SAS	68	68	2366	573	1241	0.462	96	294	0.327	196	247	0.794	80	483	563	627	138	25	180	138	1438	21.1	8.3	9.2
2022-23	ATL	74	74	2693	612	1319	0.464	133	387	0.344	158	190	0.832	53	336	389	448	112	19	160	106	1515	20.5	5.3	6.1
2023-24	ATL	78	78	2783	672	1463	0.459	201	554	0.363	208	262	0.794	62	354	416	502	111	24	201	138	1753	22.5	5.3	6.4
2024-25	NOP	31	31	1012	194	494	0.393	52	174	0.299	102	124	0.823	17	183	200	228	63	12	106	61	542	17.5	6.5	7.4
CAREER		503	432	14745	3106	6853	0.453	604	1776	0.340	987	1249	0.790	455	2470	2925	2718	141	139	1061	901	7803	15.5	5.8	5.4

NBA POSTSEASON STATS

SEASON	TM	G	GS	MP	FG	FGA	FG%	3P	3PA	3P%	FT	FTA	FT%	ORB	DRB	TRB	AST	STL	BLK	TOV	PF	PTS	PPG	RPG	APG
2016-17	SAS	11	2	168	23	61	0.377	0	3	0.000	17	25	0.680	4	23	27	27	16	1	16	14	63	5.7	2.5	2.5
2017-18	SAS	5	5	96	14	31	0.452	4	6	0.667	7	9	0.778	4	17	21	9	5	2	5	11	39	7.8	4.2	1.8
2022-23	ATL	5	5	190	46	103	0.447	14	37	0.378	9	9	1.000	9	27	36	34	10	1	10	7	115	23.0	7.2	6.8
CAREER		21	12	454	83	195	0.426	18	46	0.391	33	43	0.767	17	67	84	70	31	4	31	32	217	10.3	4.0	3.3

PLAYERS | 14 MICAH PEAVY

Position
FORWARD

NBA Experience
R

Height/Weight
6-7/225

Birthdate
JULY 16, 2001

Birthplace
CIBOLO, TX

College
GEORGETOWN

High School
DUNCANVILLE
(Duncanville, TX)



Transactions: Selected 40th overall by Washington in the 2025 NBA Draft...Draft rights acquired by New Orleans along with Saddiq Bey, Jordan Poole in exchange for CJ McCollum, Kelly Olynyk and a future second round pick...Additionally, New Orleans has traded the draft rights of Mojave King to the Houston Rockets...Signed by New Orleans to a multi-year contract on 7/7/2025.

Summer League: New Orleans (2025): Started all two games he played in for New Orleans, averaging 6.5 points, 4.5 rebounds and 2.5 steals in 23.2 minutes per contest while converting .462 from the field and .333 from three-point distance.

College (Texas Tech: 2020-21, TCU: 2021-24, Georgetown 2024-25): Appeared in 159 games (108 starts), averaging 9.2 points, 4.2 rebounds, 2.0 assists and 1.2 steals in 25.9 minutes per game...Shot .451 from the field, .323 from three-point range and .606 from the free throw line...**Fifth Year (Georgetown: 2024-25):** Named to All-BIG EAST First Team...Started all 32 games he appeared in, averaging 17.2 points, 5.8 rebounds, 3.6 assists and 2.3 steals in 37.0 minutes per game...Shot .481 from the field and .400 from three-point range on 4.1 attempts per game...**Senior (TCU: 2023-24):** Started in all 34 games, averaging 10.9 points, 4.9 rebounds and 2.6 assists per game...Scored 20 or more points two times, including a season-high 26 points vs. Kansas State on 2/17...Scored in double figures 20 times...On 12/16 vs. Arizona State, recorded the third triple-double in program history with 13 points, 12 rebounds and 10 assists...Recorded three or more steals in a game five times, including a season-high four against Texas A&M Commerce on 1/1/24...Scored more 3-pointers during the 2023-24 season (26) than his first three collegiate seasons combined (21)...On 3/14 vs. Houston, recorded a double-double with 13 points and 11 rebounds...**Junior (TCU: 2022-23):** Played in 30 of 35 with eight starts, averaging 7.0 points and 3.1 rebounds in 21.1 minutes per game...Named to the all-tournament team at the Emerald Coast Classic after averaging 12.0 points and 8.5 rebounds to lead TCU to the title...On 11/26 vs. Iowa, scored a season-high 16 points in the championship game of the Emerald Coast Classic...On 1/24 vs. Oklahoma, posted 13 points and nine rebounds...**Sophomore (TCU: 2021-22):** Played in all 34 games with nine starts, averaging 6.1 points, 4.0 rebounds and 1.1 assists per game...Scored over 10 points seven times...On 2/19 vs. Baylor, reached a then-career-high 16 points...On 11/11 vs. McNeese recorded a then-career-high 10 rebounds...**Freshman (Texas Tech: 2020-21):** Started 25 of 29 games in his freshman season for the Red Raiders where he averaged 5.7 points, 3.1 rebounds and 1.4 assists per game...Scored a season-high 14 points in the opener vs. Northwestern State... Had a Big 12 best of 12 points vs. Iowa State, going 6-for-8 (.750) from the field and also dished out three assists...A starter in 16 of 17 Big 12 games, averaging 5.5 points and 3.4 rebounds in conference play...On 2/20 vs. Kansas and 3/2 vs. TCU, posted a season-high seven rebounds, scoring 10 points vs. Kansas and seven points vs. TCU...Completed the season with five games scoring in double figures and shot .459 percent from the field.

High School: Attended Duncanville High School, earning TABC Class 6A Player of the Year...Averaged 19.0 points and 7.5 rebounds per game as a senior and was named to the Jordan Brand Classic roster...Led Duncanville High School to a 2019 Class 6A State Championship as a junior, averaging 16.0 points and 6.6 rebounds per game...Named 2019 State Championship Game MVP...As a senior, led Duncanville back to the UIL state tournament...He signed with Texas Tech as a 4-star prospect by ESPN, Rivals and 247Sports and was the No. 2-ranked prospect in Texas according to Mike Kunstadt's Texas Hoops...Was the No. 32-ranked player in the nation by ESPN and No. 34 by Rivals... In Nike EYBL play, he was eighth in scoring after averaging 23.2 points per game and fourth with 10.1 rebounds per game...Was one of four players to average a double-double on the Nike EYBL circuit in the summer following his junior season

Personal: Born July 16, 2001...Son of Tamara and David Peavy...Has two siblings, DJ and Teanna Peavy.

PLAYERS | 3 JORDAN POOLE

Position
GUARD

NBA Experience
6

Height/Weight
6-4/200

Birthdate
JUNE 19, 1999

Birthplace
MILWAUKEE, WI

College
MICHIGAN

High School
LA LUMIERE SCHOOL
(La Porte, IN)



Transactions: Selected by the Golden State Warriors in the first round (28th overall) of the 2019 NBA Draft on 6/20/2019...Signed by the Golden State Warriors to a contract on 7/11/2019...Signed a contract extension with the Warriors on 10/15/22...Was acquired by the Wizards on 7/6/23 in exchange for Chris Paul...As part of a 3-team trade, New Orleans acquired Saddiq Bey, Jordan Poole and the draft rights to Micah Peavy from Washington in exchange for CJ McCollum, Kelly Olynyk and a future second round pick...Additionally, New Orleans traded the draft rights of Mojave King to the Houston Rockets.

2024-25 Season (Washington): Started all 68 games he appeared in during his second season with the Wizards...Averaged 20.5 points, 3.0 rebounds, 4.5 assists and 1.3 steals in 29.4 minutes per game...Shot .432 from the field, .378 from deep and .883 from the free throw line...Scored in double-figures in 61 games, including 10 outings with 30-or-more points and five games of 35 plus...On 2/7 vs. Cleveland, scored a **career-high** 45 points... On 1/23 vs. Clippers, tallied 19 points and 10 assists...Recorded more than one steal in 28 games, including a **season-high** six steals on 1/25 vs. Phoenix...Grabbed a season-high seven rebounds in two games: 1/13 vs. Minnesota and 1/21 vs. the Lakers...Posted a **career-high** nine three-pointers on 12/7 vs. Denver, finishing with 39 points, five rebounds and eight assists in 40 minutes...

Professional: Appeared in 412 career games (249 starts) for Golden State and Washington, averaging 16.8 points, 2.7 rebounds and 3.8 assists in 27.5 minutes per game while converting .422 from the floor, .345 from three-point range and .879 from the free throw stripe...Has scored in double figures in 321 games, including 152 games of scoring 20 or more points and 42 games of posting 30-plus points...Has notched eight double-doubles...Held averages of 18.8 points, 4.4 assists, 2.8 rebounds and 1.2 steals while converting .422 from the floor, .353 from three-point range and .880 from the free throw line for the Wizards...Held averages of 15.8 points, 2.6 rebounds, and 3.4 assists in 26.3 minutes per game while shooting .421 from the floor, .339 from behind the arc and .878 from the foul stripe with the Warriors...Led the NBA in free throw percentage in 2021-22 with a career-best .925, edging teammate Stephen Curry (.923 free throw percentage)...At 22 years old, Poole became the youngest Warrior to score 30 points in his playoff debut, passing Wilt Chamberlain who scored 35 points at 23 years old (Elias Sports Bureau)...Won an NBA Championship with the Warriors in 2022...**2023-24 Season (Washington):** Appeared in 78 games (66 starts)...Posted averages of 17.4 points, 4.4 assists, 2.7 rebounds, and 1.1 steals per game...Collected a **career-best** four double-doubles during the season...Scored 10 plus points 66 times, 20 plus points 28 times, and 30 plus points eight times...Dished out double figure assists in a **career-best** four games and five plus assists in 34 contests...Recorded at least one steal in a career best 48 games, averaging a career-best 1.1 steals per game...Scored a season-high 38 points on 3/27/24 vs. Brooklyn...Came off the bench in 12 games, averaging 20.5 points, 4.3 assists, and 3.1 rebounds... Missed one game (11/25) with left ankle soreness and two games (1/31, 4/12) with a non-COVID illness...**2022-23 Season (Golden State):** Set new single-season **career highs** in points (team-high 1,675), games played (82), field goals made (550) and attempted (1,278), free throws made (361) and attempted (415), assists (369), steals (63), points per game (20.4), assists per game (4.5)...Came off the bench in 14 of the last 15 games (started 4/4 vs. OKC)...Scored 20-or-more points in six of the last eight games, averaging 23.0 points per game in that span... His 20-point streak as a reserve ended at four and was the longest 20-point streak by a Warriors reserve in franchise history since Šarūnas Marčiulionis' streak of six (3/27-4/3/92)... Second straight season with 200-or-more 3-pointers...In the 26 games Curry missed during the 2022-23 season (Warriors 14-12), Poole averaged 26.1 points per game and scored 20-or-more points in 20 of those contests...In the 11 games Curry was sidelined by a left shoulder subluxation, Poole averaged 27.9 points per game...One of only two Warriors players to play in every game...Scored 20-or-more points in 45 games (single-season career high), 30-or-more in 13 (single-season career high), 40-or-more in two...**2021-21 Season (Golden**

CAREER HIGHS

PTS	45	CLE 2/7/25
FGM	16	CLE 2/7/25
FGA	32	CLE 2/7/25
3FGM	9	DEN 12/7/24
3FGA	20	DEN 12/7/24
FTM	13	@NYK 12/14/21
FTA	13	(Twice)
OREB	3	(Twice)
DREB	9	@ NYK 12/14/21
TREB	9	(Twice)
ASTS	13	MIL 4/2/24
STLS	6	@PHO 1/25/25
BLKS	4	GSW 11/4/24
MINS	45	ATL 1/2/23

PLAYERS | 3 JORDAN POOLE

State): Appeared in 76 games (51 starts), averaging 18.5 points, 3.4 rebounds, 4.0 assists in 30.0 minutes per game, shooting .448 from the field, .364 from three-point range and .925 from the free throw line...Set single-season **career highs** in virtually every category - points (1,405), rebounds (260), assists (304), steals (60), blocks (23), minutes (2,283), field goals made (474) and attempted (1,058), 3-pointers made (211) and attempted (580), free throws made (246) and attempted (266), points per game (18.5), rebounds per game (3.4), assists per game (4.0), field goal percentage (.448), three-point field goal percentage (.364), free throw percentage (.925)...**Ranked first** in free throw percentage (.925), the youngest player in NBA history to lead the league in free throw percentage...As a starter, averaged 20.8 points, 3.7 rebounds and 4.2 assists in 32.3 minutes per game while shooting .438 from the field, .371 from three-point range and .931 from the free-throw line in 51 starts...As a reserve, averaged 13.7 points, 2.8 rebounds and 3.6 assists in 25.4 minutes per game in 25 appearances off the bench...Posted a **career-best 20-point** streak ended of 17 games from March 3 - April 3, the 10th Warriors player to have a 20-point streak of that length...He is the second-youngest (22 years old) Warrior in **franchise history** to have a 20-point streak of at least 10 games, with only Rick Barry (21 years old), who had a 44-game and 24-game streak, was younger...His 34 games with 20-or-more points is a single-season career-best...Had a career-high free throw streak of 45 (1/20 - 2/16)...Scored in double figures in 66 games, 20 or more in 34, 30 or more 10 times...Dished out 10-or-more assists in two games...Recorded two double-doubles (first in career, 3/25 at ATL and 4/7 vs. LAL)...Led the team in scoring 22 times...Missed six games (12/17-12/28) due to health and safety protocols...**2020-21 Season (Golden State):** Appeared in 51 games (seven starts) with Golden State, averaging 13.2 points, 1.8 rebounds, 1.9 assists in 19.4 minutes per game while shooting .432 from the floor, .351 from three-point range and .882 from the free throw line...Improved in several categories from his rookie season - 8.8 points per game to 12.0 points per game; .333 field goal percentage to .432 field goal percentage; .279 three-point percentage to .351 three-point percentage - despite minutes per game decrease from 22.4 mpg to 19.4 mpg...As a starter, appeared in seven games, averaging 21.4 points, 2.7 rebounds, 3.6 assists in 33.7 minutes per game...Scored in double figures in 31 games, 20 or more in nine games, and 30 or more once...Led the team in scoring in four games and assists in two...Had career-best 20-point streak in three games (5/10-5/14), including a career-high 38 points on 5/14 vs. New Orleans...After being recalled from Santa Cruz on 3/1, averaged 14.7 points per game while shooting .433 from the floor and .354 from three-point range in 36 games (seven starts), scoring in double figures in 27 of those contests, reaching the 20-point plateau nine times, and tallying 30 or more points once (a **career-high 38** points on 5/14 vs. New Orleans)...**2019-20 (Golden State):** Appeared in 57 games (14 starts), averaging 8.8 points, 2.1 rebounds, 2.4 assists in 22.4 minutes per game in first NBA season...As a starter, appeared in 14 games, averaging 12.6 points, 2.2 rebounds, 2.9 assists in 30.5 minutes per game...Among NBA rookies this season, **ranked seventh** in free throw percentage (.798), eighth in assists per game (2.4), tied 17th in points per game (8.8)...Attempted 265 3-pointers this season, the third-most ever attempted by a Warriors rookie in a single season...Klay Thompson (268, 2011-12) is in second place; Stephen Curry is first (380, 2009-10)...Scored in double-figures in 25 games, 20-or-more in three games...In the final 13 games he played in (five starts), averaged 14.3 points, 2.5 rebounds, 3.9 assists in 27.2 minutes per game... Scored in double-figures in 12 of those games, including a **career-best** streak of 10 straight...Led Warriors in scoring in two games, assists in five...Among the Warriors rookie franchise single-season performances, **ranked fifth** in 3-point field goals made (74) and **third** in 3-point field goals attempted (265)...Missed one game (2/29) due to right ankle sprain.

Playoffs: Has appeared in 35 games (nine starts) with Golden State, holding averages of 14.5 points, 2.6 rebounds and 3.7 assists in 25.4 minutes per game...Won his first NBA title in first career playoffs experience in 2022...**2023 (Golden State):** In 13 games (four starts), averaged 10.3 points, 3.5 assists and 2.2 rebounds per game...Scored in double-figures in six games...Recorded 20-plus points in two games...Scored a 2022-23 playoff-high 22 points on 4/23/23 vs. Sacramento...Totaled four-plus assists in seven games...**2022 (Golden State):** Appeared in 22 games (five starts), averaging 17.0 points, 2.8 rebounds, 3.8 assists in 27.5 minutes per game while converting .508 from the field, .391 from three-point range and .915 from free throw line...Scored in double figures in 19 games, 20-or-more in seven, 30-or-more in two...Led team in scoring in three games, rebounding in one, assists in four...In the First Round vs. Denver, appeared in five games (all starts), averaging 21.0 points, 2.4 rebounds, 5.4 assists, 1.40 steals in 32.4 minutes per game, shooting .548 from the field, .484 from three-point range and .846 from the free throw line...In the Semifinals vs. Memphis, appeared in six games (all as a reserve), averaging 17.8 points, 4.2 rebounds, 4.3 assists in 29.8 minutes per game...In the Conference Finals vs. Dallas, appeared in five games (all as a reserve), averaging 16.4 points, 2.8 rebounds, 3.8 assists, 1.40 steals while shooting .636 from the field, .400 from the three-point line and 1.000 from the free throw stripe in 28.0 minutes per game...In the 2022 NBA Finals vs. Boston, appeared in six games (all as a reserve), averaging 13.2 points, 1.8 rebounds, 1.8 assists in 20.8 minutes per game...On 4/16/22 vs. Denver, First Round, Game 1, in his first career playoff game, scored a **game-high 30** points converting 9-out-of-13 from the field, 5-out-of-7 from three-point range and 7-out-of-8 from the free throw line...At 22 years old, Poole became the youngest Warrior to score 30 points in his playoff debut, passing Wilt Chamberlain who scored 35 points at 23 years old, according to the Elias Sports Bureau...Additionally, Poole's five 3-pointers set a **new record** for the most 3-pointers made in a Warriors' first career playoff game, surpassing the previous of four shared by Steph Curry and Latrell Sprewell.

G League (Santa Cruz): Over two seasons (2019-20, 2020-21), he has appeared in 14 games (all starts) with the Santa Cruz Warriors, posting averages of 23.1 points, 5.5 rebounds and 3.9 assists while shooting .454 from the field...**2020-21 (Santa Cruz):** Appeared in 11 games, averaging a team-high 22.4 points, 5.3 rebounds, 3.6 assists in 33.5 minutes per game...Scored 20 or more points six times, 30 or more twice...Grabbed 10 rebounds in one game...Recorded one double-double (2/23)...**2019-20 (Santa Cruz):** Appeared in three games (all starts), averaging 26.0 points, 6.3 rebounds, 4.7 assists, 1.7 steals in 35.0 minutes per game.

College (Michigan): Appeared in 75 games (37 starts) over two seasons at Michigan, averaging 9.4 points, 2.2 rebounds and 1.4 assists in 22.7 minutes per game while shooting .434 from the floor, .370 from three-point range and .831 from the free throw line...Named a 2019 All-Big Ten Honorable Mention...Earned Big Ten Player of the Week honors for the week of 12/3/18...Helped Michigan to the 2018 Big Ten Tournament title...Was a part of two-straight Sweet 16 appearances (2018, 2019), a Final Four and National Championship Game appearance (2018)... Appeared in 37 games (all starts) during his sophomore season, averaging 12.8 points, 3.0 rebounds, 2.2 assists and 1.1 steals in 33.1 minutes per game...In sophomore season, was the team's second-leading scorer at 12.8 points per game, improving his freshman scoring average (6.0) by 6.8 points.

Persona: Born in Milwaukee...Son of Monet and Anthony Poole...Earned Academic All-Big Ten honors (2019)...Volunteers at animal shelters

PLAYERS | 3 JORDAN POOLE

and loves cats...His game-winning three-point basket vs. Houston in the 2018 NCAA Tournament that advanced Michigan to the Sweet 16 was nominated for an ESPY award...Named to SLAM Magazine's All-League First Second Team for the 23-24 and 24-25 seasons.

NBA REGULAR SEASON STATS

SEASON	TM	G	GS	MP	FG	FGA	FG%	3P	3PA	3P%	FT	FTA	FT%	ORB	DRB	TRB	AST	STL	BLK	TOV	PF	PTS	PPG	RPG	APG
2019-20	GSW	57	14	1274	167	502	0.333	74	265	0.279	95	119	0.798	9	109	118	134	35	10	74	94	503	8.8	2.1	2.4
2020-21	GSW	51	7	988	205	474	0.432	97	276	0.351	105	119	0.882	15	77	92	99	26	9	51	86	612	12	1.8	1.9
2021-22	GSW	76	51	2283	474	1058	0.448	211	580	0.364	246	266	0.925	34	226	260	304	60	23	187	206	1405	18.5	3.4	4
2022-23	GSW	82	43	2458	550	1278	0.43	214	637	0.336	361	415	0.87	32	193	225	369	63	21	252	214	1675	20.4	2.7	4.5
2023-24	WAS	78	66	2346	490	1186	0.413	184	564	0.326	192	219	0.877	32	180	212	343	86	25	188	244	1356	17.4	2.7	4.4
2024-25	WAS	68	68	2001	457	1057	0.432	235	622	0.378	242	274	0.883	31	172	203	303	86	27	204	201	1391	20.5	3	4.5
CAREER		412	249	11350	2343	5555	0.422	1015	2944	0.345	1241	1412	0.879	153	957	1110	1552	356	115	956	1045	6942	16.8	2.7	3.8

NBA POSTSEASON STATS

SEASON	TM	G	GS	MP	FG	FGA	FG%	3P	3PA	3P%	FT	FTA	FT%	ORB	DRB	TRB	AST	STL	BLK	TOV	PF	PTS	PPG	RPG	APG
2021-22	GSW	22	5	606	129	254	0.508	50	128	0.391	65	71	0.915	10	52	62	83	17	8	53	62	373	17.0	2.8	3.8
2022-23	GSW	13	4	284	46	135	0.341	16	63	0.254	26	34	0.765	4	24	28	46	10	3	15	32	134	10.3	2.2	3.5
CAREER		35	9	890	175	389	0.450	66	191	0.346	91	105	0.867	14	76	90	129	27	11	68	94	507	14.5	2.6	3.7

PLAYERS | 22 DERIK QUEEN

Position
CENTER/FORWARD

NBA Experience
R

Height/Weight
6-10/248

Birthdate
DECEMBER 27, 2004

Birthplace
BALTIMORE, MD

College
MARYLAND

High School
MONTVERDE ACADEMY
(Montverde, FL)



Transactions: Selected 13th overall by Atlanta in the 2025 NBA Draft...New Orleans acquired the draft rights to Derik Queen from the Atlanta Hawks in exchange for the draft rights to Asa Newell (23rd overall pick in the 2025 NBA Draft) and a future first round pick...Signed by New Orleans to a multi-year contract on 7/5/2025.

Summer League: New Orleans (2025): Started all three games he played in for New Orleans, averaging 14.0 points, 11.0 rebounds, 2.3 assists and 1.0 blocks in 27.1 minutes per game...Shot .438 from the field, .500 from three-point range and .722 from the foul stripe.

College (Maryland: 2024-25): Named BIG Ten Freshman of the Week five times...BIG Ten Freshman of the Year...BIG Ten All-Freshman Team...All BIG Ten First Team...NABC All-District First Team...AP All-America Honorable Mention...Named to the Naismith Trophy Midseason Team...Ranked 11th in the Big Ten in scoring (16.5 ppg) and fourth in rebounding (0.9rpg)...Started all 36 games, averaging 30.3 minutes per game...Shot 52.6% from the field and 76.6% from the free-throw line...Recorded 15 double-doubles, tied for 14th-most in the country...Scored in double figures in 30 games and had 12 games with 20 plus points...Ninth in the Big Ten with 39 blocks, adding 67 assists and 39 steals...On 3/27 vs. Florida, scored 27 points, five rebounds, two steals, and one assist...On 3/23 vs. Colorado State, hit a buzzer beater to send Maryland to its first Sweet 16 since 2016, posting 17 points, six rebounds, two blocks, and one assist...In NCAA Tournament vs. Grand Canyon, totaled 12 points, 15 rebounds and three assists...Posted a season-high 31 points vs. Michigan in the Big Ten Tournament Semifinal...On 3/14 vs. Illinois, posted 25 points, six rebounds, and four assists...On 3/1 vs. Penn State, dropped 23 points, six rebounds, and four steals...On 2/13 vs. Nebraska, finished with 24 points and 11 rebounds...On 2/9 vs. Rutgers, recorded 29 points, 15 rebounds, and five assists...Had 26 points and 12 rebounds vs. Purdue...On 12/4 vs. Ohio State, recorded his third double-double with 17 points and 11 rebounds...On 11/24 vs. Villanova, finished with a double-double, dropping 22 points, 11 rebounds, and five assists...On 11/4 vs. Manhattan, became second Division I player since 1996-97 to post a 20-20 game in his freshman debut, finishing with 22 points and 20 rebounds.

High School: Played three seasons at Montverde Academy in Florida after spending his freshman year at St. Frances Academy in Baltimore...Led Montverde to a 33-0 record in 2023-24 averaging 16.4 points per game and 7.5 rebounds...Was a McDonald's All-American and consensus five-star recruit...Named Co-MVP of the McDonald's All-America Game after scoring 23 points while adding eight rebounds, five assists, three steals, and two blocks...Nationally, he ranked No. 10 overall by ESPN, No. 12 by 247Sports, and No. 15 by Rivals...Named a MaxPreps Second Team All-American after leading Montverde to the Chipotle National Championship and earned All-Tournament honors...As a freshman at St. Frances, was named the MaxPreps National Freshman of the Year, while as a junior in 2023 was selected to the MaxPreps Junior All-American Honorable Mention Team...In addition to playing at Montverde, also played AAU basketball for Team Thrill which he led to the Under Armour Association U-17 spring championship in 2023

Personal: Born in Baltimore, Maryland...Son of Lisa Anderson...Attended Montverde Academy in Florida...Teammates with fellow 2025 first round picks Cooper Flagg, Liam McNeely and Asa Newell at Montverde, one of the top high school programs in the country.

PLAYERS | 9 JADEN SPRINGER

Position
GUARD

NBA Experience
4

Height/Weight
6-4/225

Birthdate
SEPTEMBER 25, 2002

Birthplace
CHARLOTTE, NC

College
TENNESSEE

High School
IMG ACADEMY
(Bradenton, FL)



Transactions: Drafted by the Philadelphia 76ers with the 28th overall pick in the 2021 NBA Draft...Signed a multi-year contract with Philadelphia on 8/4/2021...Traded by the 76ers to the Boston Celtics on 2/8/2024...Traded by the Celtics to the Houston Rockets on 2/5/2025...Waived by the Houston Rockets on 2/7/2025...Signed a 10-day contract with the Utah Jazz on 2/20/2025...Waived by the Jazz on 7/24/2025...Signed a contract with the New Orleans Pelicans on 7/31/2025.

2024-25 Season: Appeared in 43 games (two starts) for Boston and Utah, averaging 2.5 points, 1.3 rebounds and 0.8 assists in 8.5 minutes per contest...Scored in double digits two times...Appeared in 26 games for Boston, averaging 1.7 points in 5.4 minutes per game... Appeared in 17 games (two starts) for the Jazz, averaging 3.8 points, 2.0 rebounds and 1.4 assists in 13.2 minutes per contest.

Professional: Appeared in 110 career games (six starts) with Philadelphia, Boston and Utah, averaging 2.9 points, 1.4 rebounds and 0.8 assists...**2023-24 Season (Philadelphia/Boston):** Played in 49 games for the 76ers and Celtics, averaging 3.3 points and 1.6 rebounds in 10.3 minutes per game...Started the season for Philadelphia, appearing in 32 games (one start), averaging 4.0 points, 1.8 rebounds and 1.0 assist per game...After being traded from the 76ers, appeared in 17 games (one start) with the Celtics, posting averages of 2.1 points and 1.2 rebounds...On 4/12, he matched his **season-high** 11 points and grabbed a **season-best** six rebounds, along with four assists and three steals...Dished out a **season-high** four assists three times...Tallied a **season-high** four steals on 1/30 and recorded nine multi-steal games... Made his Celtics debut on 2/ 22 at Chicago...Scored 26 points and grabbed five rebounds in his first-ever appearance for the Maine Celtics on 3/26...**2022-23 Season (Philadelphia):** Appeared in 16 games (two starts), averaging 2.6 points, 0.9 rebounds and 0.5 assists in 5.6 minutes per contest...Scored in double figures twice, including a 19-point showing vs. the Hawks on 4/7...**2021-22 Season (Philadelphia):** In his rookie season, appeared in two games, averaging 1.0 points and 1.0 rebounds in 3.0 minutes per game.

Playoffs: In thirteen postseason contests, averaged 1.5 points, 0.8 rebounds and 0.2 assists in 4.0 minutes per game...**2023-24 Season (Boston):** Appeared in four games, averaging 1.0 points, 0.8 rebounds and 0.3 assists in 5.5 minutes per game...Helped the Celtics win the 2024 NBA Championship...**2022-23 Season (Philadelphia):** Appeared in four games, averaging 2.3 points in 4.3 minutes per contest...**2021-22 Season (Philadelphia):** Played in five games, averaging 1.2 points, 0.8 rebounds and 0.4 assists in 2.6 minutes per game.

G League: 2023-24 (Maine Celtics/Delaware Blue Coats): Appeared in two games in the G League, one for the Maine Celtics and one game for the Delaware Blue Coats...Averaged 22.5 points, 5.0 rebounds, 2.5 assists and 1.5 steals in 28.5 minutes per game...**2022-23 (Delaware Blue Coats):** Played in 30 games for the Blue Coats, averaging 18.7 points, 4.8 rebounds, 2.7 assists and 2.3 steals in 29.4 minutes per contest...Converted .500 from the floor, .318 from three-point range and .788 from the free throw line...Was named the NBA G League Finals MVP in 2023 after helping Delaware capture its first-ever G League Championship...**2021-22 (Delaware Blue Coats):** In his rookie G League season appeared in 28 games, averaging 15.0 points, 4.5 rebounds, 2.8 assists and 1.7 steals in 28.1 minutes per game.

College (Tennessee: 2020-21): SEC All-Freshman Team honoree led the Volunteers in scoring overall (12.5 points per game) and during SEC play (12.7 points per game)...Also led the team in 3-point percentage (20-46, .435) and free throws made (81 total, 3.2 per game)...His .810 free-throw percentage ranked ninth among SEC players in 2020-21 and stands as the best ever by a Tennessee freshman with at least 100

CAREER HIGHS

PTS	19	ATL 4/7/23
FGM	8	CLE 2/7/25
FGA	13	ATL 4/7/23
3FGM	2	(Twice)
3FGA	7	OKC 4/11/25
FTM	6	IND 12/27/24
FTA	6	IND 12/27/24
OREB	4	DET 3/18/24
DREB	6	CHO 4/12/24
TREB	6	(Twice)
ASTS	4	DAL 2/5/24
STLS	4	(Twice)
BLKS	2	(4 Times)
MINS	39	POR 4/9/25

PLAYERS | 9 JADEN SPRINGER

attempts...Ranked seventh in the SEC in assists during league play with 3.4 per game...Ranked 10th in the SEC with a 1.1 assist/turnover ratio during conference play (47 assists vs. 41 turnovers)...Scored in double figures a team-high 17 times, and his six 20-point performances also led the squad...He led the team in assists 10 times and steals eight times...Made his second start of the year in Tennessee's Big 12/SEC Challenge win over No. 15 Kansas (1/30/21), totaling 13 points, four rebounds, three assists and a steal while shooting a perfect 7-of-7 from the foul line...Grabbed a season-high seven rebounds, to go along with 10 points, five assists and a season-high-tying three steals in the home victory vs. Vanderbilt (1/16/21)...Earned his first career start and scored 10 points on 5-of-6 shooting while dishing off six assists in the road win at Texas A&M (1/9/21)...Garnered his first weekly honor when he was named the SEC's Freshman of the Week following UT's dominant victories over Appalachian State (12/15/20) and Tennessee Tech (12/18/20)...Reached double figures for the first time in his career, scoring 11 points in 25 minutes off the bench in UT's victory over Cincinnati (12/12/20).

Personal: Son of Barbarita and Gary Springer...His father was an honorable mention All-American in basketball at Iona College and was drafted by the Philadelphia 76ers in 1984...His older brother, Gary Jr., also played basketball at Iona...His brother Jordan, played basketball at Army (West Point) and is currently serving in the U.S. Army...Cousin of NBA player DeAndre' Bembry.

NBA REGULAR SEASON STATS

SEASON	TM	G	GS	MP	FG	FGA	FG%	3P	3PA	3P%	FT	FTA	FT%	ORB	DRB	TRB	AST	STL	BLK	TOV	PF	PTS	PPG	RPG	APG
2021-22	PHI	2	0	6	1	1	1	0	0	0	0	0	0	1	1	2	0	0	2	1	0	2	1	1	0
2022-23	PHI	16	2	89	17	35	0.486	2	5	0.4	6	8	0.75	6	8	14	8	7	3	3	15	42	2.6	0.9	0.5
2023-24	TOT	49	2	507	59	148	0.399	10	48	0.208	35	42	0.833	33	45	78	44	36	15	34	66	163	3.3	1.6	0.9
2023-24	PHI	32	1	377	46	118	0.39	8	37	0.216	28	34	0.824	25	33	58	35	25	11	26	49	128	4	1.8	1.1
2023-24	BOS	17	1	130	13	30	0.433	2	11	0.182	7	8	0.875	8	12	20	9	11	4	8	17	35	2.1	1.2	0.5
2024-25	TOT	43	2	365	35	90	0.389	12	48	0.25	27	38	0.711	17	41	58	33	24	4	16	42	109	2.5	1.3	0.8
2024-25	BOS	26	0	141	12	34	0.353	6	19	0.316	15	21	0.714	4	20	24	10	12	1	4	17	45	1.7	0.9	0.4
2024-25	UTA	17	2	224	23	56	0.411	6	29	0.207	12	17	0.706	13	21	34	23	12	3	12	25	64	3.8	2	1.4
CAREER		110	6	967	112	274	0.409	24	101	0.238	68	88	0.773	57	95	152	85	67	24	54	123	316	2.9	1.4	0.8

NBA POSTSEASON STATS

SEASON	TM	G	GS	MP	FG	FGA	FG%	3P	3PA	3P%	FT	FTA	FT%	ORB	DRB	TRB	AST	STL	BLK	TOV	PF	PTS	PPG	RPG	APG
2021-22	PHI	5	0	13	3	6	0.5	0	1	0	0	0	0	0	4	4	2	0	0	0	1	6	1.2	0.8	0.4
2022-23	PHI	4	0	17	4	4	1	0	0	0	1	2	0.5	0	0	0	0	1	0	1	2	9	2.3	0	0
2023-24	BOS	4	0	22	2	3	0.667	0	0	0	0	0	0	0	3	3	1	0	1	2	1	4	1.0	0.8	0.3
CAREER		13	0	52	9	13	0.692	0	1	0.000	1	2	0.500	0	7	7	3	1	1	3	4	19	1.5	0.5	0.2

PLAYERS | 1 ZION WILLIAMSON

Position
FORWARD

NBA Experience
5

Height/Weight
6-6/284

Birthdate
JULY 6, 2000

Birthplace
SALISBURY, NC

College
DUKE

High School
SPARTANBURG DAY SCHOOL
(Spartanburg, SC)



Transactions: Selected by New Orleans with the first pick in the 2019 NBA Draft...Signed by New Orleans on 7/1/19...Signed a multi-year contract extension with New Orleans on 7/6/22.

2024-25 Season: Started in all 30 games he played in for the Pelicans, averaging 24.6 points, 7.2 rebounds, 5.3 assists and 1.2 steals in 28.6 minutes per game...Converted .567 from the floor, .231 from three-point distance and .6565 from the free throw line...Scored 20-plus points in 23 games, including seven games scoring 30-plus points...Hauled in double-digit rebounds seven times...Tossed out double-digit assists three times...Notched two triple-doubles...On 10/29 at GSW, scored 31 points on 12-of-19 (.632) from the floor, 1-of-2 (.500) from three-point distance and 6-of-8 (.750) from the foul stripe. He added eight rebounds, three assists and one block in 30 minutes of action...On 11/1 vs. IND, scored a game-high 34 points on 14-of-20 (.700) from the field, 1-of-2 (.500) from deep and 5-of-8 (.625) from the free throw line. He finished the game with six boards, two steals and a team-high 10 assists. This marked his third double-double of the season...On 11/6 vs. CLE, finished the game with 29 points, eight rebounds, four assists, one steal and a block while converting 9-of-18 (.500) from the floor and 11-of-13 (.846) from the free throw line...On 1/7 vs. MIN, returned to the starting lineup after missing 27 games due to a hamstring strain. He finished the game with 22 points, six rebounds, four dimes, three steals and a block while shooting 9-of-15 (.600) from the floor in 28 minutes of action...On 1/12 at BOS, posted 16 points, seven rebounds, three assists and five steals in 28 minutes of play...On 1/17 vs. UTA, posted his third double-double of the season scoring 24 points and hauling in a **season-high** 14 rebounds, including a career-high-tying eight offensive boards. Williamson finished the game shooting 11-of-21 (.524) from the floor...On 1/27 at TOR, scored 31 points on 13-of-18 (.722) from the field and 5-of-8 (.625) from the free throw stripe He added seven boards, two dimes and three blocks in 27 minutes of action...On 1/29 vs. DAL, scored 29 points on 11-of-17 (.647) from the field and 7-of-9 (.778) from the free throw line. He added five rebounds, seven assists and two steals in 28 minutes of play...On 2/8 at SAC, scored a **season-high** 40 points on 16-of-21 (.762) from the floor and 8-of-11 (.727) from the free throw line. He added four rebounds, four dimes and two steals in just 28 minutes of action...On 2/12 vs. SAC, scored a game-high 33 points on 13-of-18 (.722) from the floor, a perfect 1-of-1 from three-point distance and 6-of-9 (.667) from the free throw line...On 2/21 at DAL, scored a team-high 29 points on 11-of-15 (.733) from the floor and 7-of-11 (.636) from the free throw line. He added seven rebounds, three assists and two steals in 27 minutes of action...On 2/27 at PHX, posted his first career triple-double, scoring 27 points, hauling in 10 rebounds and tossing out 11 dimes in 31 minutes of action...On 3/4 at LAL, scored a game-high 37 points on 17-of-23 (.739) from the floor and 3-of-6 (.500) from the free throw line. He added four rebounds, six dimes, a steal and a block in just 26 minutes of action...On 3/11 vs. LAC, posted his second-career triple-double, notching 22 points, 10 rebounds and a **career-high** 12 assists in 33 minutes of play. He converted 8-of-13 (.615) from the floor and a perfect 6-of-6 from the free throw line...Missed 47 games on the season due to multiple different injuries.

Professional: In 214 career appearances (all starts) with New Orleans, averaging 24.7 points, 6.6 rebounds, 4.1 assists and 1.0 steal per game while shooting .589 from the floor, .327 from three-point range and .689 from the free throw line...Has scored in double figures 210 times, including 168 performances of 20 or more points and 53 times he has scored 30-plus points in a game...Has posted 41 double-doubles and two triple-doubles...Is 1-of-2 players in NBA history to average 24-plus points per game and shoot .550 or better from the field over their entire career...**2023-24 Season:** Started in a **career-high** 70 games, averaging 22.9 points, 5.8 rebounds, 5.0 assists and 1.1 steals in 31.5 minutes per game while shooting .570 from the floor, .333 from three-point range and .702 from the free throw stripe...Scored in double figures in 68 games, including 49 games scoring 20-plus points, and 13 times he scored 30-plus points in a game...Hauled in double-digit rebounds eight

CAREER HIGHS

PTS	43	MIN 12/28/22
FGM	17	@LAL 3/4/25
FGA	28	PHI 4/9/21
3FGM	4	SAS 1/22/20
3FGA	4	SAS 1/22/20
FTM	14	MIN 12/28/22
FTA	19	(Twice)
OREB	8	(Twice)
DREB	12	PHI 4/9/21
TREB	15	(Twice)
ASTS	12	LAC 3/11/25
STLS	6	@GSW 4/12/24
BLKS	5	@PHX 4/7/24
MINS	42	(3 Times)

PLAYERS | 1 ZION WILLIAMSON

times...Tossed out double-digit assists four times...Finished ranked 2nd in the league in restricted zone field goals per game, averaging 6.9 on the season while shooting 67.4% near the basket...Averaged 17.6 points in the paint this season, which ranked 2nd in the NBA...Ranked 16th in the NBA in points off of turnovers per game, averaging 3.6...Was 1-of-3 NBA players to average 22-plus points and shoot 57% or better from the field this season...On 11/4 vs. ATL, scored 25 points, shooting 9-of-16 (.563) from the field and 7-of-10 (.700) from the free throw line...On 11/6 at DEN, tossed out nine assists to go along with 20 points and 10 rebounds...On 11/17 vs. DEN, scored 26 points, shooting 10-of-17 (.588) from the floor and sunk his first three-pointer of the season...On 11/24 vs. LAC, finished with 32 points, shooting 13-of-25 (.520) from the floor and 6-of-9 (.667) from the free throw stripe. Williamson added six boards, five assists and two steals in 34 minutes of play...On 11/29 vs. PHI, finished the game with 33 points, converting 11-of-12 (.917) from the field...On 12/11 vs. MIN, scored a season-high 36 points, shooting 13-of-17 (.765) from the floor and 10-of-12 (.833) from the free throw line...On 12/28 vs. UTA, notched his fifth double-double of the season, posting 21 points and hauling in a team-high 10 rebounds. He converted 10-of-14 (.714) from the floor and 1-of-3 (.333) from the free throw stripe. Tonight's double-digit rebounds performance marks Zion's second consecutive game grabbing 10-plus rebounds. This is only the fourth time in Williamson's career that he has notched two consecutive games with double digit rebounds...On 1/3 at MIN, scored 27 points, shooting 11-of-15 (.733) from the floor and 5-of-6 (.833) from the foul line. Williamson added six assists, four boards, one steal and a block...On 1/17 vs. CHA, posted 13 points, five rebounds, nine assists and three steals...On 2/2 at SAS, notched 33 points, eight rebounds, four assists, a steal and a block while shooting 12-of-21 (.571) from the floor and 9-of-13 (.692) from the free throw stripe. Additionally, Williamson hit the game-winning shot with 3.8 seconds remaining in regulation...On 2/14 vs. WAS, tied a season-high with 36 points, to go along with eight assists, six rebounds and a block while shooting 15-of-21 (.714) from the floor and 6-of-9 (.667) from the free throw line...On 3/8 at PHI, hauled in a season-high 12 rebounds and three blocks...On 3/15 vs. LAC, scored a game-high 34 points, shooting 14-of-21 (.667) from the field and 6-of-10 (.600) from the free throw line. Williamson added a team-high seven boards, four assists, three steals and a block. In the third quarter, Williamson notched 16 points, shooting a perfect 7-of-7 from the field. Williamson's three steals ties a season-high, which he has posted five times this season. Lastly, this marks the 14th time this season Williamson has posted at least one block and one steal in a game...On 3/24 at DET, tied a **season-high** with 36 points, shooting 13-of-14 (.929) from the field. Since the 2000-01 season, there has been only three instances of a player scoring 36-plus points on 92% or better from the field...On 4/7 at PHX, posted his 13th double-double of the season, scoring 29 points and hauling in 10 boards. Williamson shot 11-of-21 (.524) from the floor and 7-of-8 (.875) from the foul stripe. Williamson added a team-high seven assists, one steal and a **career-high** five blocks in 40 minutes of play...On 4/11 at SAC, notched 31 points, shooting (619) from the floor at a perfect 5-of-5 from the free throw stripe. Williamson added four rebounds, six dimes, three steals and one block in 31 minutes of play...On 4/12 at GSW, notched a **career-high** six steals, to go along with 26 points, three rebounds and three assists...Missed eight games on the season due to multiple injuries...**2022-23 Season:** Started all 29 games he appeared in, averaging 26.0 points, 7.0 rebounds, 4.6 assists and 1.1 steals in 33.0 minutes per game...Shot .608 from the floor, .368 from three-point range and .714 from the free throw line...Scored 30-plus points nine times...Notched 20-plus points 23 times...Scored in double-figures in 28 games...Posted five double-doubles...Was named the Western Conference Player of the Week for games played December 5-11. During that stretch, he led New Orleans to a 3-0 week, recording averages of 33.0 points (second among Western Conference players), 8.3 rebounds, 4.0 assists and 1.0 steals in 37.3 minutes per contest while shooting 70.4 percent from the field (first in the NBA among players that registered 13.0 or more field goal attempts per game)... Williamson finished the week as one of two players in the West to average at least 30 points per game and the only Western Conference player to average at least 30 points and eight rebounds...On 10/19 at BKN, added nine boards, three assists and a **season-high** four steals in 30 minutes of action... On 11/23 at SAS, finished the game with 32 points and 11 rebounds, notching his fifth-career 30/10 game... He scored 28 of his 32 total points in the paint, which is tied for the most points anyone has had in a single game all season...Williamson only played 26 minutes and posted 32 points and 11 rebounds, there are only eight other players in NBA history to have been able to do that... Lastly, Williamson finished the last three quarters of the game shooting perfect 11-of-11 from the floor...On 12/2 at SAS, notched his third 30-point game of the season, scoring 30 points to go along with a **career-high** 15 rebounds and eight assists... On 12/28 vs. MIN, posted a **career-high** 43 points, converting 14-of-21 (.667) from the field, a perfect 1-of-1 from three-point range and a **career-high** 14-of-19 (.737) from the free throw stripe. In the second half, Williamson scored 33 points, which is tied for the most points in any half in **franchise history**... Missed 53 games on the season...**2021-22 Season:** Missed the entire regular season due to a right foot injury...**2020-21 Season:** Scored in double-figures in all contests, including 33 games of 20 or more points and 21 30-plus point performances...Shot .611 from the floor (8th in NBA), .294 from deep, and .698 from the foul line...Named to the 2021 NBA All-Star Game, becoming the 10th player in NBA history to earn All-Star recognition prior to turning 21, and the fourth youngest player in NBA history behind Kobe Bryant, LeBron James and Magic Johnson...Recorded 20-plus points in 25 straight games (2/5-4/6), marking the longest streak in NBA history for a player under 21 years old... Averaged 27.0 points on .611 shooting from the floor, becoming the first player in NBA history to average 27 points on .600 shooting for an entire season... Williamson becomes the fourth player in NBA history to average at least 24 points on 60% shooting for a season, joining elite company (Kevin McHale (BOS) 1986-87: 26.1 PPG, .604 FG%, Kareem Abdul-Jabbar (LAL) 1979-80: 24.8 PPG; 60.4 FG% and Wilt Chamberlain (PHI) 1966-67: 24.1 PPG; .683 FG%)...Through first 60 career games, scored 1,457 points, trailing only Michael Jordan (1,664) for the most in the last 40 seasons, and posted 20-plus points 49 times, trailing only Jordan (52) for the most 20-point performances... It only took Williamson 79 games to reach 2,000 career-points, which is the quickest to score 2,000 points in Pelicans franchise history...This also marks the fewest number of games needed to reach 2,000 points since Michael Jordan (73 games) in 1985... PHI (4/9) Williamson set a new **career-high** in rebounds with 15... He is the second player in franchise history to record a stat line of at least 37 points, 15 rebounds and eight assists, joining DeMarcus Cousins... Recorded his fifth 30-point game while shooting over .750 from the field, becoming the first player in NBA history to do so before turning 21 years old... Only Shaquille O'Neal (3) and Kevin Garnett (2) have also recorded multiple such games... Through his first 50 games, Williamson posted 1,180 career points, ranking first among active players through their first 50 games (Blake Griffin ranks second with 1,144), recorded his ninth career 30-point outing, tying Blake Griffin for the most by an active player in their first 50 games, and notched a .600 shooting percentage, ranking fourth all-time in NBA history for the highest field goal percentage in a player's first 50 games (min. 250 FGA)...Shot a **career-best** 14-of-15 (.933) from the floor and 8-of-11 (.727) from the free throw line, at DAL (2/12)...Recorded his 1,000th career point in his 44th career regular season game as a pro at IND (2/5)... He became the first player since Blake Griffin to get to 1,000 points by their 44th career game, and the two players are tied for the shortest amount of games to get there by active players... Williamson's field goal percentage (.866) is the highest shooting percentage in a 30-point game in Pelicans franchise history... **2019-20 Season:** Appeared in 24 games (all starts) for New Orleans in his rookie campaign, averaging 22.5 points, 6.3 rebounds, and 2.1 assists in 27.8 minutes per game...Scored in double-figures in all but one contest, including 19

PLAYERS | 1 ZION WILLIAMSON

games of 20 or more points and three 30-plus point performances...Shot .583 from the floor, .429 from deep, and .640 from the foul line... Holds the second-highest scoring average through his first 24 career games since 1983, trailing only Michael Jordan (24.8)...Among all rookies, Williamson ranked first in PPG, FGM (8.8), O-RPG (2.7) and second in RPG...Averaged 16.8 points in the paint, ranked second in the NBA, 4.2 second chance points, ranked fourth in the NBA, and 3.6 fast-break points, ranked 12th in the NBA...Selected to participate in the 2020 Rising Stars Game at NBA All-Star Weekend in Chicago as a member of Team USA...Tallied 20-plus points in 13 consecutive games from 1/31-3/4, the second-longest 20-point streak by a rookie since 2000 (Blake Griffin – 14, 2010-11)... Earned Kia NBA Western Conference Rookie of the Month honors for February, appearing in nine games while averaging 25.7 points on .563 shooting from the floor, 6.2 rebounds (including 3.2 offensive), 2.6 assists and 1.0 steals... Williamson became just the fourth Pelicans rookie to score 30 points, joining JR Smith, Darren Collison and Marcus Thornton, and became just the seventh rookie to post at least 31 points, nine rebounds and five assists in one of his first nine career games... Notched his first career double-double with 21 points and 11 boards vs. BOS (1/26)...Made his NBA debut vs. SAS (1/22), tallying 22 points, seven rebounds, and three assists...Williamson became the first player in NBA history to score at least 22 points while playing less than 20 minutes in his debut game.

College (Duke: 2018-19): NCAA Player of the Year by Naismith, Wooden, NABC, USBWA, AP and The Sporting News...Only the third freshman to receive the AP honor in its 58-year history, joining Kentucky's Anthony Davis and Texas's Kevin Durant...Recipient of the Karl Malone Award, honoring the top power forward in college basketball...Selected as the National Freshman of the Year by both the NABC and USBWA... Consensus All-America First Team selection...Finished 16th nationally and second in the ACC in scoring (22.6 ppg)...Ranked second in the nation in field goal percentage with .680, the second-highest single-season mark in ACC history...Ranked third in the ACC in rebounding (8.9 rpg), second in steals (2.12 spg), and fifth in blocks (1.79 bpg)...Helped Duke to an ACC Championship and an Elite Eight appearance, averaging 26.4 points and 9.1 rebounds over seven postseason games...ACC Player of the Year and ACC Tournament MVP.

High School: Five-star recruit ranked as the No. 2 overall prospect in the class of 2018 by ESPN...Honored as a McDonald's All-American... Represented Team USA at the Nike Hoop Summit...Rated as the No. 5 overall prospect and the No. 3 small forward in the class by Rivals.com... Ranked No. 5 overall and the No. 1 power forward in the 2018 recruiting class by Scout.com...Ranked No. 5 overall and the No. 1 power forward in the 2018 24/7 Sports composite list...Led Spartanburg Day School to three consecutive South Carolina Class AA state championships... Averaged 36.4 points, 11.4 rebounds and 3.5 assists during his high school career...Racked up 37 points, 17 rebounds and six blocks in the 2018 state championship game and 51 points in the 2017 edition...Named by USA Today to the 2017 and 2018 American Family Insurance All-USA Boys Basketball First Team...Led the USA Red Team to the 2017 Adidas Nations Championship.

Personal: Full name is Zion Lateef Williamson...Enjoys writing poetry, listening to Jay-Z, and watching Naruto...Has a brother, Noah...His mother Sharonda ran track at Livingstone College...Introduced his signature shoe, the Jordan Zion 1, on April 20, 2021...Favorite 2K is 2K13... Favorite place to eat in New Orleans is Dragos...Favorite athlete outside of basketball is Serena Williams...Favorite movie is He Got Game... Favorite TV show is Naruto.

NBA REGULAR SEASON STATS

SEASON	TM	G	GS	MP	FG	FGA	FG%	3P	3PA	3P%	FT	FTA	FT%	ORB	DRB	TRB	AST	STL	BLK	TOV	PF	PTS	PPG	RPG	APG
2019-20	NOP	24	24	668	210	360	0.583	6	14	0.429	114	178	0.640	64	86	150	50	16	9	59	42	540	22.5	6.3	2.1
2020-21	NOP	61	61	2026	634	1037	0.611	10	34	0.294	369	529	0.698	167	274	441	226	57	39	167	135	1647	27.0	7.2	3.7
2022-23	NOP	29	29	956	285	469	0.608	7	19	0.368	177	248	0.714	58	144	202	133	32	16	99	65	754	26.0	7.0	4.6
2023-24	NOP	70	70	2207	624	1094	0.570	6	18	0.333	347	494	0.702	122	284	406	352	77	47	193	159	1601	22.9	5.8	5.0
2024-25	NOP	30	30	857	288	508	0.567	3	13	0.231	158	241	0.656	76	140	216	159	37	27	90	82	737	24.6	7.2	5.3
CAREER		214	214	6714	2041	3468	0.589	32	98	0.327	1165	1690	0.689	487	928	1415	920	219	138	608	483	5279	24.7	6.6	4.3

PLAYERS | 23 TREY ALEXANDER

TWO-WAY PLAYER

Position
GUARD

NBA Experience
1

Height/Weight
6-4/187

Birthdate
MAY 2, 2003

Birthplace
OKLAHOMA CITY, OK

College
CREIGHTON

High School
HERITAGE HALL
(Oklahoma City, OK)



Transactions: Signed a two-way contract with the Denver Nuggets on 7/3/24...Signed by New Orleans to a two-way contract on 7/5/2025.

2024-25 Season (Denver): In 24 games, averaged 1.3 points, 0.5 rebounds and 0.5 assists in 4.9 minutes per game...Shot .317 from the floor, .176 from three-point range and .750 from the free throw line.

G League: 2024-25 (Grand Rapids Gold): Started all 22 regular games he played in for the Gold, averaging 26.1 points, 5.7 rebounds, 5.7 assists and 1.5 steals in 36.7 minutes per contest...Converted .462 from the floor, .422 from three-point distance and .802 from the foul stripe...Was named the 2024-25 Kia NBA G League Rookie of the Year for his time with the Grand Rapids Gold.

Summer League (2025): Appeared in four games at the NBA 2K26 2025 NBA Summer League for the Pelicans in Las Vegas, averaging 9.5 points, 2.5 rebounds and 2.8 assists while shooting .385 from the floor, .385 from behind the arc and .867 from the free throw stripe.

College (Creighton: 2021-24): Played three seasons at Creighton, playing in 107 games (85 starts), averaging 12.9 points, 4.6 rebounds, 3.2 assists, and 1.0 steals in 32 minutes per game...Named to the 2023-24 All-Big East Second Team...**Junior (2023-24):** Finished Top 20 in the Big East in minutes (1st), scoring (6th), defensive rebounds (6th), assists per game (7th), assist/turnover ratio (7th), free-throw percentage (9th), double-doubles (15th), 3-pointers per game (15th) and rebounding (19th)...Named Big East Player of the Week on Nov. 20 & Jan. 29...**Sophomore (2022-23):** One of four men in CU history with multiple games of seven three-pointers...Only 28 turnovers in the final 20 games (662 minutes)...Scored in double-figures in all three games of the Maui Invitational (11/21-11/23)...**Freshman (2021-22):** On 3/12 vs. Villanova, played all 40 minutes in Big East Tournament title game...Named to the Big East's All-Freshman Team...Named Big East Freshman of the Week on Jan. 24, Feb. 7, and Feb. 28...Ranked sixth among all players with 7.0 assists per NCAA Tournament game.

Personal: Son of Steve and Pamela Alexander...Has one sister, Makayla...Is a cousin of Mike Conley Jr...Uncle D'Angelo Alexander played basketball at Oklahoma and Charlotte while another uncle, Xavier Alexander, played basketball at George Washington and Southern Nazarene...During his senior campaign in high school, averaged 23.6 points, 8.7 rebounds, 4.0 assists and 2.1 steals per game as a senior, earning Oklahoma Gatorade Player of the Year acclaim while also being named to The Oklahoman's Super 5 All-State First Team for the third time.

CAREER HIGHS

PTS	7	SAS 4/2/25
FGM	3	SAS 4/2/25
FGA	11	SAS 4/2/25
3FGM	1	(3 Times)
3FGA	6	SAS 4/2/25
FTM	2	NYK 11/25/24
FTA	2	(Twice)
OREB	1	SAS 4/2/25
DREB	4	POR 2/10/25
TREB	4	POR 2/10/25
ASTS	2	(Twice)
STLS	1	(Twice)
BLKS	1	NYK 11/25/24
MINS	20	SAS 4/2/25

NBA REGULAR SEASON STATS

SEASON	TM	G	GS	MP	FG	FGA	FG%	3P	3PA	3P%	FT	FTA	FT%	ORB	DRB	TRB	AST	STL	BLK	TOV	PF	PTS	PPG	RPG	APG
2024-25	DEN	24	0	117	13	41	0.317	3	17	0.176	3	4	0.750	1	11	12	11	2	1	5	10	32	1.3	0.5	0.5
CAREER		24	0	117	13	41	0.317	3	17	0.176	3	4	0.750	1	11	12	11	2	1	5	10	32	1.3	0.5	0.5

PLAYERS | 4 HUNTER DICKINSON

TWO-WAY PLAYER

Position
CENTER

NBA Experience
R

Height/Weight
7-1/271

Birthdate
NOVEMBER 25, 2000

Birthplace
ALEXANDRIA, VA

College
KANSAS

High School
DEMATHA CATHOLIC
(Hyattsville, MD)



Transactions: Went undrafted in the 2025 NBA Draft...Signed a two-way contract with the Pelicans on 7/5/2025.

Summer League: New Orleans (2025): Appeared in four games (two starts) for New Orleans, averaging 6.3 points, 5.0 rebounds, 2.5 assists and 2.0 blocks in 17.2 minutes per contest...Converted .579 from the floor and .375 from the free throw stripe.

College (Michigan 2020-23, Kansas: 2023-25): A two-time Consensus All-America Second Team selection at two different schools Michigan (2021) and Kansas (2024) and is only the second-ever to accomplish the feat at two different schools (Elmer Oliphant at Purdue in 1914 and at Army in 1915)...Only the 14th player in NCAA history with 1,000-plus points at multiple schools (Michigan and Kansas)...**Fifth Year (2024-25):** Earned All-Big 12 First Team and third team All-America honors, averaging 17.4 points and 10 rebounds...Was one of only two Big 12 players to average a double-double... Was fourth in the Big 12 in field goal percentage (.526)...Recorded 12 games shooting .600 from the field or better...Led KU with 16 double-doubles, which ranked third in the Big 12 and 11th nationally...Led KU with 32 games of 10-plus points, 11 games with 20-plus points and 16 games with 10-plus rebounds...Had two 30-points outings with 32 at Colorado (2/24) and a career-high-tying 33 versus Arizona (3/8)...**Senior (2023-24):** Consensus All-America Second Team, Wooden All-American, the 2024 Big 12 Newcomer of the Year and All-Big 12 First Team...One of five finalists for the Kareem Abdul-Jabbar Center of the Year Award...Six time Big 12 Weekly Award honoree (3 newcomer, 3 player)...Led the Big 12 and was eighth nationally in rebounds per game at 10.8...Recorded 17 double-doubles which led the Big 12 and was 12th nationally...Also led the Big 12 with 14 games of 20-plus points and 18 games of 10-plus rebounds...Led KU with 47 blocked shots...Had two games of 30-plus points...Recorded four 20-rebound games...**Junior (Michigan: 2022-23):** All-Big Ten First Team...Ranked fourth in the conference with 18.5 points and fourth with 9.0 rebounds per game...Was third in the league with 14 double-doubles, fourth in blocked shots per game at 1.76 and fifth in field goal percentage (.560)...Posted three games of 30-plus points...Totaled 14 games of 20 or more points...**Sophomore (Michigan: 2021-22):** All-Big Ten First Team selection...Started 32 games...Averaged 18.6 points and 8.6 rebounds...Had 14 games of 20 or more points and one 30-point contest...On 3/1, set career-high 33 points...Led team with 11 double-doubles...Ranked fifth in the Big Ten and No. 28 nationally shooting .563 from the field...**Freshman (2020-21):** Consensus All-America Second Team...The Big Ten Freshman of the Year and a Big Ten All-Freshman Team...All-Big Ten Second Team...A seven-time Big 12 Freshman of the Week honoree...Started 23 of 28 games played...Led Michigan in scoring (14.1 ppg) and rebounding (7.4 rpg)...Had five 20-plus games and six games of 10-plus...Was second in the Big Ten and No. 11 nationally with a .598 field goal percentage.

Personal: Son of Kathy and Tim Dickinson...Mother, Kathy, played volleyball at Niagara...Father, Tim, played collegiate baseball at Buffalo State...Graduated with a bachelor's degree in general studies from Michigan in May 2024...In high school, was a four-year letter winner at DeMatha Catholic, where he was the winningest player in school history with a 119-22 record, including three 30-win seasons...As a senior, averaged 18.1 points, 10.3 rebounds and 2.1 blocked shots per game leading the Stags to be ranked No. 3 nationally...Was named the Maryland Gatorade Player of the Year in 2020 and the 2020 Maryland Player of the Year.

PLAYERS | 11 BRYCE MCGOWENS

TWO-WAY PLAYER

Position
GUARD

NBA Experience
3

Height/Weight
6-6/197

Birthdate
NOVEMBER 8, 2002

Birthplace
PENDELTON, SC

College
NEBRASKA

High School
LEGACY CHARTER SCHOOL
(Greenville, SC)



Transactions: Drafted by the Minnesota Timberwolves with the 40th overall pick in the 2022 NBA Draft...Traded by the Minnesota Timberwolves to the Charlotte Hornets in exchange for Josh Minott and a 2023 second round draft pick...Signed a two-way contract with the Charlotte Hornets on 7/2/2022...Converted from a two-way contract to a regular contract by the Charlotte Hornets on 2/26/2023...Signed a two-way contract with the Portland Trail Blazers on 7/11/2024...Signed a two-way contract with the New Orleans Pelicans on 7/30/2025.

2024-25 Season: Appeared in 13 games for the Trail Blazers, averaging 1.0 points in 2.5 minutes per contest...Shot .286 from the floor and .833 from the free throw line.

Professional: In 118 games (21 starts) over three seasons for Charlotte and Portland, averaged 4.8 points, 1.7 rebounds and 0.9 assists in 14.4 minutes per contest while converting .415 from the floor, .481 from three-point range and .766 from the foul stripe...Scored in double figures 24 times, including two games of scoring 20-plus points...**2023-24 Season (Charlotte):** In his third season with Charlotte, appeared in 59 games (14 starts), averaging 5.1 points, 1.7 rebounds and 0.9 assists in 14.9 minutes per game...Shot **career-highs** from the floor (.439) and from three-point distance (.333)...Scored in double figures 14 times, including three games of 15 plus points...On 11/30 at BKN, made his first start of the season, posting 14 points and sinking four three-pointers...On 12/18 at TOR, scored 14 points and five rebounds...On 2/2 at OKC, notched a **season-high** 15 points and a **career-best** four steals...On 2/9 vs. MIL, tied a **season-high** 15 points...**2022-23 Season (Charlotte):** In his rookie season, appeared in 46 games (seven starts), averaging 5.3 points, 2.0 rebounds and 1.2 assists in 17.1 minutes per game while shooting .396 from the field, .325 from behind the arc and .750 from the free throw line...Scored in double-figures 10 times, including two games of scoring 20-plus...On 11/28 at BOS, notched 10 points, six assists and a block in 24 minutes of action...On 1/24 at PHX, earned his first career start, posting five points, four boards and three assists in 22 minutes of play...On 4/4 vs. TOR, notched 20 points, six rebounds and three dimes in 36 minutes of action...On 4/9 vs. CLE, scored a **career-high** 22 points, shooting 6-of-11 (.545) from the field and 9-of-10 from the free throw line.

G League: 2024-25 (Rip City Remix): In 30 total appearances (all starts) with the Rip City Remix, averaged 28.2 points, 3.7 rebounds, 3.4 assists and 1.7 steals per game...Named All-NBA G League Second Team...Named a 2025 Castrol NBA Rising Star...Named G League Player of the Week on Feb. 4 after averaging 29.0 points, 6.0 assists, 5.7 rebounds and 2.0 steals during the week of Jan. 27 to Feb. 2...**2022-23 (Greensboro Swarm):** Appeared in 10 games for the Swarm, averaging 22.4 points, 4.0 rebounds, 4.1 assists and 1.7 steals in 35.4 minutes per contest.

College (Nebraska: 2021-22): Started in all 31 games at Nebraska, averaging 16.8 points, 5.2 rebounds and 1.4 assists in 33.3 minutes per contest...Converted .403 from the floor, .274 from three-point range and .831 from the free throw line...Earned All-Big Ten Third Team and Big Ten All-Freshman honors, in addition to being named Big Ten Newcomer of the Year...Was an eight-time Big Ten Freshman of the Week...Made a career-best four three-pointers as he scored a career-high 29 points on Nov. 12 vs. Sam Houston State...Matched his career high in scoring with 29 points on Jan. 29 vs. Rutgers, which was a freshman school record for points in a conference game...Tallied two double-doubles...Collected a career-best 11 rebounds on Nov. 21 vs. Southern...Swiped a career-high three steals on Feb. 1 at Michigan...Set a Nebraska record for most points by a freshman in his debut by scoring 25 points on Nov. 9 vs. Western Illinois...Averaged 17.3 points in Big Ten play, the most by a freshman since Ohio State's D'Angelo Russell in 2014-15...Set Nebraska freshman records in points (522), free throws made (162) and free throws attempted (195).

CAREER HIGHS

PTS	22 @CLE 4/9/23
FGM	7 TOR 4/4/23
FGA	15 HOU 4/7/23
3FGM	4 @BKN 11/30/23
3FGA	6 (Twice)
FTM	9 @CLE 4/9/23
FTA	10 @CLE 4/9/23
OREB	2 (Twice)
DREB	5 (Twice)
TREB	6 TOR 4/4/23
ASTS	6 @NOP 3/23/23
STLS	4 @OKC 2/2/24
BLKS	1 (Twice)
MINS	36 TOR 4/4/23

PLAYERS | 11 BRYCE MCGOWENS

TWO-WAY PLAYER

Personal: Hometown is Pendleton, S.C....Son of Bobby and Pam McGowens...Has two siblings, Trey and Raina...His brother, Trey, was his teammate at Nebraska...His father played football at Clemson before transferring to South Carolina State to play football and basketball...His mother played basketball at Western Carolina and is a high school basketball coach.

NBA REGULAR SEASON STATS

SEASON	TM	G	GS	MP	FG	FGA	FG%	3P	3PA	3P%	FT	FTA	FT%	ORB	DRB	TRB	AST	STL	BLK	TOV	PF	PTS	PPG	RPG	APG
2022-23	CHO	46	7	787	80	202	0.396	26	80	0.325	60	80	0.75	20	73	93	54	15	6	43	48	246	5.3	2.0	1.2
2023-24	CHO	59	14	882	101	230	0.439	34	102	0.333	66	85	0.776	17	85	102	51	21	10	30	74	302	5.1	1.7	0.9
2024-25	POR	13	0	32	4	14	0.286	0	4	0	5	6	0.833	2	1	3	2	1	0	4	3	13	1.0	0.2	0.2
CAREER		118	21	1701	185	446	0.415	60	186	0.323	131	171	0.766	39	159	198	107	37	16	77	125	561	4.8	1.7	0.9

24-25 SEASON



2024-2025 SEASON

2024-25 ROSTER & STATS

Record: 21-61
West: 13-38
East: 8-23
Division: 3-13
Home: 14-27
Road: 7-34
Overtime: 0-1

Head Coach: Willie Green, Detroit Mercy
Associate Head Coach: James Borrego, San Diego
Assistant Coaches: Jarron Collins, Stanford; Dan Geriot, Richmond; Casey Hill, Trinity; Aaron Miles, Kansas; Darnell Lazare, LSU; Corey Brewer, Florida; Jodie Meeks, Kentucky
Director of Rehabilitation: Amy Atmore, Southern California
Director of Performance & Sports Science: Daniel Bove, Penn State
Head Athletic Trainer: Tom Maystadt, Iowa State

2024-25 Final Roster

No.	Player	Position	Height	Weight	Birthdate	Prior to NBA/Country	NBA Yrs
15	Jose Alvarado	G	6-0	174	04/12/1998	Georgia Tech/USA	4
11	Brandon Boston	G	6-6	188	11/28/01	Kentucky/USA	4
0	Keion Brooks Jr.*	F	6-7	210	8/7/2000	Washington/USA	1
00	Bruce Brown	G/F	6-4	198	8/15/1996	Miami/USA	7
8	Jamal Cain*	F	6-7	207	3/20/1999	Oakland/USA	3
24	Jordan Hawkins	G	6-5	185	4/29/2002	Connecticut/USA	2
2	Herb Jones	G/F	6-7	212	10/6/1998	Alabama/USA	4
35	Kylor Kelley	C	7-0	230	8/26/1997	Oregon State/USA	1
17	Karlo Matković	F/C	6-11	260	3/30/2001	Cedevita Olimpija/Croatia	1
3	CJ McCollum	G	6-3	202	9/19/1991	Lehigh/USA	12
21	Yves Missi	C	6-11	236	5/14/2004	Baylor/Cameroon	1
25	Trey Murphy III	F	6-8	217	6/18/2000	Virginia/USA	4
5	Dejounte Murray	G	6-5	181	9/19/1996	Washington/USA	8
13	Kelly Olynyk	F/C	7-0	245	4/19/1991	Gonzaga/Canada	12
4	Efrid Payton	G	6-4	202	2/22/1994	Louisiana-Lafayette/USA	9
22	Lester Quinones*	G	6-4	208	11/16/2000	Memphis/USA	3
12	Antonio Reeves	G	6-5	189	11/20/2000	Kentucky/USA	1
50	Jeremiah Robinson-Earl	F/C	6-9	234	11/3/2000	Villanova/USA	4
1	Zion Williamson	F	6-6	284	7/6/2000	Duke/USA	5

*Two-Way Player

2024-25 Final Statistics

Player	G	GS	MIN	FG	FGA	PCT	3FG	3FGA	PCT	FT	FTA	PCT	OFF	DEF	TOT	AST	PF	DQ	STL	TO	BLK	PTS	AVG
Williamson	30	30	857	288	508	.567	3	13	.231	158	241	.656	76	140	216	159	82	0	37	90	27	737	24.6
Ingram	18	18	595	155	333	.465	43	115	.374	47	55	.855	17	83	100	93	45	0	16	69	11	400	22.2
Murphy III	53	51	1854	381	839	.454	158	438	.361	204	230	.887	47	221	268	188	112	0	56	103	39	1124	21.2
McCollum	56	56	1832	444	1000	.444	171	459	.373	124	173	.717	42	170	212	227	124	1	46	106	24	1183	21.1
Murray	31	31	1012	194	494	.393	52	174	.299	102	124	.823	17	183	200	228	61	0	63	106	12	542	17.5
Hawkins	56	9	1321	207	556	.372	110	332	.331	80	98	.816	25	133	158	66	51	0	30	58	23	604	10.8
Boston Jr.	42	10	993	166	381	.436	49	140	.350	67	85	.788	28	106	134	92	73	0	53	52	9	448	10.7
Alvarado	56	23	1366	204	521	.392	111	309	.359	60	74	.811	27	109	136	259	91	0	74	86	14	579	10.3
Jones	20	20	648	75	172	.436	22	72	.306	33	40	.825	22	56	78	65	66	1	37	35	9	205	10.3
Brooks Jr.	14	6	332	53	109	.486	14	43	.326	22	30	.733	12	46	58	13	30	0	10	12	10	142	10.1
Missi	73	67	1956	269	492	.547	0	1	.000	127	204	.623	255	346	601	99	145	0	37	82	98	665	9.1
Olynyk (TOT)	44	22	891	134	268	.500	33	79	.418	83	108	.769	62	144	206	128	123	2	33	76	19	384	8.7
Olynyk (NO)	20	20	508	75	150	.500	14	36	.389	49	65	.754	37	80	117	72	64	2	17	41	11	213	10.7
Nowell	8	0	168	26	73	.356	8	27	.296	7	11	.636	6	14	20	18	9	0	1	8	4	67	8.4
Brown (TOT)	41	12	921	130	309	.421	27	81	.333	53	65	.815	40	124	164	84	71	0	34	39	10	340	8.3
Brown (NO)	23	12	569	73	178	.410	16	45	.356	27	36	.750	23	73	96	56	45	0	17	20	7	189	8.2
Matkovic	42	7	791	135	235	.574	21	66	.318	34	44	.773	64	145	209	46	106	2	22	43	41	325	7.7
Reeves	44	6	660	113	248	.456	51	129	.395	28	35	.800	18	45	63	39	40	0	21	30	4	305	6.9
Quinones (TOT)	13	0	183	31	78	.397	15	44	.295	11	13	.846	4	15	19	24	18	0	3	14	2	86	6.6
Quinones (NO)	9	0	166	27	70	.386	15	41	.317	10	12	.833	1	14	15	23	18	0	3	10	2	77	8.6
Robinson-Earl	66	9	1239	158	347	.455	56	164	.341	46	55	.836	110	205	315	88	79	0	39	51	7	418	6.3
Green	50	18	1092	100	224	.446	38	108	.352	50	66	.758	49	129	178	45	77	0	55	28	30	288	5.8
Cain	37	0	502	68	158	.430	26	80	.325	34	50	.680	27	58	85	22	46	0	23	22	9	196	5.3
Bamba (TOT)	32	2	413	52	112	.464	15	54	.278	19	27	.704	32	113	145	18	56	0	9	20	31	138	4.3
Bamba (NO)	4	0	61	4	9	.444	0	4	.000	2	2	1.000	6	19	25	2	7	0	0	1	3	10	2.5
Thais	38	9	621	61	129	.473	9	37	.243	31	37	.838	44	120	164	60	70	0	18	25	20	162	4.3
Payton (TOT)	24	9	511	40	122	.328	1	6	.167	4	7	.571	15	64	79	166	36	0	24	59	11	85	3.5
Payton (NO)	18	7	388	37	101	.366	1	6	.167	4	7	.571	14	52	66	146	24	0	18	52	8	79	4.4
Kelley (TOT)	11	2	126	14	22	.636	0	0	---	6	10	.600	12	27	39	5	15	0	1	4	3	34	3.1
Kelley (NO)	3	1	59	4	9	.444	0	0	---	2	4	.500	4	14	18	3	7	0	1	3	1	10	3.3
Jemison	16	0	166	15	32	.469	0	0	---	8	21	.381	22	22	44	10	27	0	7	10	6	38	2.4
PELICANS	82	-	19755	3332	7368	.452	986	2839	.347	1356	1799	.754	993	2583	3576	2119	1499	6	701	1201	429	9006	109.8
OPPONENTS	82	-	19755	3585	7419	.483	1199	3289	.365	1410	1794	.786	972	2778	3750	2349	1471	4	739	1148	428	9779	119.3

2024-2025 SEASON

2024-25 FINAL RESULTS

G	Date	H/A	OPP	W/L	Score	New Orleans High Scorer	New Orleans High Rebounds	New Orleans High Assists	Opponent High Scorer	Atten.
1	Oct 23	H	CHI	W	123-111	Ingram-33	Murray-8	Murray-10	LaVine-27	18,581
2	Oct 25	A	POR	W	105-103	Hawkins-24	Williamson-11	Williamson-7	Grant-34	16,190
3	Oct 27	A	POR	L	103-125	McCollum-27	Ingram-8	Ingram-6	Grant-28	16,138
4	Oct 29	A	GSW	L	106-124	Williamson-31	Williamson-8	McCollum-5	Field-28	18,064
5	Oct 30	A	GSW	L	89-104	Hawkins-23	Williamson-12	Ingram-6	Field-21	18,064
6	Nov 1	H	IND	W	125-118	Williamson-34	Missi-10	Williamson-10	Sheppard-20	15,133
7	Nov 3	H	ATL	L	111-126	Ingram-32	Ingram-7	Alvarado-7	Johnson-29	15,505
8	Nov 4	H	POR	L	100-118	Ingram-27	Missi-7	Ingram-7	Simons-24	14,932
9	Nov 6	H	CLE	L	122-131	Williamson-29	Williamson-8	Alvarado-5	Mitchell-29	15,694
10	Nov 8	A	ORL	L	88-115	Boston Jr.-26	Boston Jr.-6	Alvarado-5	F. Wagner-27	18,565
11	Nov 11	H	BKN	L	105-107	Ingram-24	Missi-11	Boston Jr.-10	Thomas-17	16,895
12	Nov 13	A	OKC	L	88-106	Ingram-18	Boston Jr.-10	Ingram-6	Jal. Williams-31	17,180
13	Nov 15	H	DEN	W	101-94	Ingram-29	Missi-12	Ingram-7	Porter Jr.-24	16,137
14	Nov 16	H	LAL	L	99-104	Ingram-32	Robinson-Earl-9	Ingram-8	Davis-31	18,761
15	Nov 19	A	DAL	L	91-132	Murphy III-19	Missi-9	Ingram-4	Doncic-26	20,077
16	Nov 20	A	CLE	L	100-128	Reeves-34	Missi-8	Payton-8	Jerome-29	19,432
17	Nov 22	H	GSW	L	108-112	Murphy III-24	Robinson-Earl-12	Boston Jr.-7	Wiggins-30	16,820
18	Nov 25	A	IND	L	110-114	Murphy III-24	Missi-13	Payton-21	Haliburton-34	16,059
19	Nov 27	H	TOR	L	93-119	McCollum-19	Robinson-Earl-10	Green-4	Agbaji-24	17,307
20	Nov 29	A	MEM	L	109-120	McCollum-30	Missi-14	Murray-6	Morant-27	17,014
21	Dec 1	A	NYK	L	85-118	Boston Jr.-13	Missi-8	Payton-7	Bridges-31	19,812
22	Dec 2	A	ATL	L	112-124	McCollum-29	Missi-12	Murray-10	Hunter-22	15,034
23	Dec 5	H	PHX	W	126-124	Ingram-29	Missi-12	McCollum-6	Booker-28	16,365
24	Dec 7	H	OKC	L	109-119	Murray-26	Murray-9	McCollum-8	George-Alex-31	15,718
25	Dec 8	A	SAS	L	116-121	Murphy III-25	Missi-14	Murray-11	Wembanyama-25	16,840
26	Dec 12	H	SAC	L	109-111	McCollum-36	Missi-11	Murray-9	Sabonis-32	15,488
27	Dec 15	A	IND	L	104-119	Boston Jr.-20	Missi-14	Murray-7	Siakam-22	16,792
28	Dec 19	A	HOU	L	113-133	Murphy III-28	Missi-11	Murray-8	Ja. Green-54	18,055
29	Dec 21	H	NYK	L	93-104	Murphy III-26	Murray-9	Murray-8	Brunson-39	16,696
30	Dec 22	H	DEN	L	129-132**	Hawkins-25	Missi-9	Murray-15	Jokic-27	17,474
31	Dec 26	H	HOU	L	111-128	Murphy III-21	Missi-9	Jones-7	Ja. Green-30	16,052
32	Dec 27	H	MEM	L	124-132	Murphy III-35	Theis-11	Murray-9	Jackson Jr.-33	17,328
33	Dec 30	H	LAC	L	113-116	McCollum-33	Murray-10	Murray-8	Powell-35	17,303
34	Jan 1	A	MIA	L	108-119	Murphy III-34	Boston Jr.-4	Murray-7	Herrero-32	20,013
35	Jan 3	H	WAS	W	132-120	McCollum-50	Missi-11	Murray-12	Poole-26	17,307
36	Jan 5	A	WAS	W	110-119	McCollum-25	Murray-10	Murray-12	Kuzma-28	15,451
37	Jan 7	H	MIN	L	97-104	Murray-29	Missi-9	Murray-6	A. Edwards-32	16,282
38	Jan 8	H	POR	L	100-119	McCollum-23	Green-7	Murray-9	Avdija-26	16,425
39	Jan 10	A	PHI	W	123-115	McCollum-38	Murray-10	Alvarado-9	Maxe-30	19,779
40	Jan 12	A	BOS	L	119-120	Murphy III-30	Murray-9	Murray-8	Tatum-38	19,156
41	Jan 14	A	CHI	W	119-113	Murphy III-32	Missi-7	Williamson-9	LaVine-25	17,210
42	Jan 15	H	DAL	W	119-116	Murray-30	Murphy III-10	Murray-6	Gafford-27	16,488
43	Jan 17	H	UTA	W	136-123	McCollum-26	Williamson-14	Alvarado-6	George-26	18,321
44	Jan 20	H	UTA	W	123-119*	McCollum-45	Murray-9	Murray-11	George-23	14,830
45	Jan 24	A	MEM	L	126-139	Murray-26	Murphy III-6	Murray-7	Jackson Jr.-29	16,495
46	Jan 25	A	CHA	L	92-123	Williamson-28	Williamson-11	Alvarado-5	Ball-25	18,461
47	Jan 27	A	TOR	L	104-113	Williamson-31	Green-7	Murray-8	Barnes-21	18,054
48	Jan 29	H	DAL	L	136-137	Murphy III-32	Missi-7	McCollum-8	Irving-25	15,656
49	Jan 31	H	BOS	L	116-118	Murphy III-40	Missi-13	Alvarado-6	Brown-28	16,432
50	Feb 3	A	DEN	L	113-125	Murphy III-41	Matkovic-11	McCollum-5	Porter Jr.-36	19,587
51	Feb 5	A	DEN	L	119-144	Williamson-28	Matkovic-9	Murphy III-9	Porter Jr.-39	19,526
52	Feb 8	A	SAC	L	118-123	Williamson-40	Missi-13	Alvarado-9	Sabonis-27	17,832
53	Feb 10	A	OKC	L	101-137	Murphy III-23	Matkovic-9	Murphy III-5	George-Alex-31	17,340
54	Feb 12	H	SAC	L	111-119	Williamson-33	Missi-9	Alvarado-9	K. Ellis-27	17,444
55	Feb 13	H	SAC	W	140-133*	McCollum-45	Murphy III-9	Murphy III-11	LaVine-32	16,686
56	Feb 21	A	DAL	L	103-111	Williamson-29	Missi-10	Murphy III-6	Irving-35	20,125
57	Feb 23	H	SAS	W	114-96	Williamson-22	Missi-15	Alvarado-8	Champagnie-18	17,399
58	Feb 25	H	SAS	W	109-103	Murphy III-24	Olynyk-12	Brown-6	Vassell-20	16,767
59	Feb 27	A	PHX	W	124-116	Williamson-27	Matkovic-10	Williamson-11	Booker-36	17,071
60	Feb 28	A	PHX	L	108-125	Hawkins-24	Olynyk-7	Olynyk-8	Bol-25	17,071
61	Mar 2	A	UTA	W	128-121	Olynyk-26	Olynyk-9	Williamson-9	George-28	18,175
62	Mar 4	A	LAL	L	115-136	Williamson-37	Murphy III-6	Williamson-6	L. James-34	18,997
63	Mar 6	H	HOU	L	97-109	Murphy III-26	Williamson-10	Alvarado-4	Sengun-22	17,636
64	Mar 8	A	HOU	L	117-146	Williamson-20	Matkovic-7	Alvarado-7	Brooks-27	18,055
65	Mar 9	H	MEM	L	104-107	Murphy III-27	Matkovic-11	Alvarado-11	Morant-32	17,435
66	Mar 11	H	LAC	W	127-120	McCollum-23	Williamson-10	Williamson-12	Leonard-29	17,363
67	Mar 13	H	ORL	L	93-113	Williamson-20	Bamba-8	Williamson-5	Banchero-34	16,323
68	Mar 15	A	SAS	L	115-119	McCollum-26	Matkovic-11	McCollum-9	Vassell-22	18,549
69	Mar 17	H	DET	L	81-127	Williamson-30	Missi-10	McCollum-5	Cunningham-24	17,398
70	Mar 19	A	MIN	W	119-115	Williamson-29	Missi-10	Williamson-8	A. Edwards-29	16,936
71	Mar 21	A	MIN	L	93-134	McCollum-15	Missi-10	Olynyk-4	Randle-20	18,978
72	Mar 23	A	DET	L	150-136	McCollum-40	Matkovic-11	Alvarado-8	Holland II-26	20,062
73	Mar 24	H	PHI	W	112-99	Matkovic-19	Olynyk-11	Payton-14	Butler-19	16,987
74	Mar 28	H	GSW	L	95-111	Brown-18	Missi-10	Payton-10	Curry-25	18,133
75	Mar 30	H	CHA	W	98-94	Brooks Jr.-17	Brown-12	Payton-6	Bridges-20	17,490
76	Apr 2	A	LAC	L	98-114	Alvarado-17	Missi-12	Alvarado-10	Leonard-28	17,109
77	Apr 4	A	LAL	L	108-124	Alvarado-27	Missi-11	Payton-12	Doncic-35	18,997
78	Apr 6	H	MIL	L	107-111	Reeves-23	Missi-12	Payton-10	Trent Jr.-29	17,561
79	Apr 8	A	BKN	L	114-119	Matkovic-17	Robinson-Earl-9	Payton-10	Watford-22	16,407
80	Apr 10	A	MIL	L	111-136	Quinones-21	Matkovic-10	Payton-15	Antetokounmpo-28	17,341
81	Apr 11	H	MIA	L	104-153	Cain-25	Payton-10	Payton-13	Adebayo-23	17,087
82	Apr 13	H	OKC	L	100-115	Reeves-20	Robinson-Earl-16	Quinones-6	Wiggins-28	17,761

* overtime

2024-2025 SEASON

NEW ORLEANS - TEAM HIGHS & LOWS

	Highs		Lows		
Total Points	140*	vs. SAC	13- Feb	81 vs. DET	17-Mar
Field Goals Made	53	at UTA	2-Mar	28 vs. DET	17-Mar
Field Goals Att.	108^	vs. DEN	22-Dec	68 at MIN	21-Mar
Field Goal %	.576	at DET	23-Mar	.367 at GSW	30-Oct
3-Pt. Field Goals Made	22	vs. UTA	17-Jan	4	Twice
3-Pt. Field Goals Att.	50		3 Times	22	Twice
Free Throws Made	27		Twice	7	Twice
Free Throws Att.	34	vs. SAC	13-Feb	11	3 Times
Free Throw %	1.000	at SAS	15-Mar	.538 at UTA	2-Mar
Offensive Rebounds	21		Twice	5	Twice
Defensive Rebounds	52	vs. SAS	23-Feb	22 at PHX	28-Feb
Total Rebounds	69	vs. SAS	23-Feb	31	Twice
Assists	37^	vs. DEN	22-Dec	16	Twice
Steals	16^	vs. DEN	22-Dec	2 at SAS	15-Mar
Turnovers	26	at MIN	21-Mar	6 at PHX	27-Feb
Blocked Shots	11	at TOR	27-Jan	0 at MIL	10-Apr
Bench Points	55	at BKN	8-Apr	13 at CHA	25-Jan
1st Quarter Points	42	vs. UTA	17-Jan	10 at NYK	1-Dec
2nd Quarter Points	42	at MEM	24-Jan	14	Twice
3rd Quarter Points	45	vs. PHX	5-Dec	15	Twice
4th Quarter Points	43	vs. DAL	29-Jan	13 vs. GSW	28-Mar
1st Half Points	71	at MEM	24-Jan	28 at NYK	1-Dec
2nd Half Points	75	vs. UTA	17-Jan	38	Twice
2nd Half w/ OT Points	80^	vs. SAC	13-Feb	62^ vs. DEN	22-Dec
Overtime Period Points	13^		Twice	10^ vs. DEN	22-Dec

Denotes - *Franchise Record

#Ties Franchise Record

^Overtime Game

OPPONENTS - TEAM HIGHS & LOWS

	Highs		Lows		
Total Points	153*	vs. MIA	11-Apr	94	Twice
Field Goals Made	58*	vs. MIA	11-Apr	32	Twice
Field Goals Att.	112^	vs. SAC	13-Feb	76 at LAC	2-Apr
Field Goal %	.595	at PHX	28-Feb	.333 vs. SAS	23-Feb
3-Pt. Field Goals Made	27*	at OKC	10-Feb	8	Twice
3-Pt. Field Goals Att.	55		Twice	27 at DET	23-Mar
Free Throws Made	31	vs. MEM	27-Dec	4 vs. TOR	27-Nov
Free Throws Att.	40	at DET	23-Mar	10 at PHX	27-Feb
Free Throw %	1.000	at MEM	24-Jan	.333 vs. TOR	27-Nov
Offensive Rebounds	23	vs. MEM	9-Mar	2 at LAC	2-Apr
Defensive Rebounds	46	at NYK	1-Dec	21 at DET	23-Mar
Total Rebounds	63^	vs. UTA	20-Jan	30 at LAC	2-Apr
Assists	40		Twice	16 vs. OKC	13-Apr
Steals	16	at OKC	13-Nov	3 vs. IND	1-Nov
Turnovers	22^	vs. DEN	22-Dec	6 at DEN	3-Feb
Blocked Shots	11	at POR	25-Oct	0 vs. WAS	3-Jan
Bench Points	76	vs. MIA	11-Apr	6 vs. NYK	21-Dec
1st Quarter Points	44	at DAL	19-Nov	14 at GSW	29-Oct
2nd Quarter Points	43	at SAS	8-Dec	17 vs. NYK	21-Dec
3rd Quarter Points	45		Twice	18	Twice
4th Quarter Points	43#		3 Times	17 vs. SAS	23-Feb
1st Half Points	77	vs. OKC	7-DEC	45	Twice
2nd Half Points	82#	vs. MIA	11-Apr	40 vs. DEN	15-Nov
2nd Half w/ OT Points	73^	vs. DEN	22-Dec	50^ vs. UTA	20-Jan
Overtime Period Points	13^	vs. DEN	22-Dec	6^ vs. SAC	13-Feb

Denotes - *Franchise Record

#Ties Franchise Record

^Overtime Game

2024-2025 SEASON

NEW ORLEANS - INDIVIDUAL HIGHS

Total Points	50	CJ McCollum	vs. WAS	3-Jan
Points in a Half	31	CJ McCollum (2nd)	vs. WAS	3-Jan
Points in a Quarter	24#	Trey Murphy III (3rd)	at DEN	3-Feb
Bench Points	34	Antonio Reeves	at CLE	20-Nov
Minutes	44:56*	Trey Murphy III	vs. UTA	20-Jan
		Dejounte Murray	vs. UTA	20-Jan
Field Goals Made	18	CJ McCollum	vs. WAS	3-Jan
		CJ McCollum	vs. UTA	20-Jan
Field Goals Attempted	31*	CJ McCollum	vs. UTA	20-Jan
3-Point Field Goals Made	10	CJ McCollum	vs. WAS	3-Jan
3-Point Field Goals Attempted	16	CJ McCollum	vs. WAS	3-Jan
Free Throws Made	12	Trey Murphy III	at CHI	14-Jan
		Zion Williamson	vs. DET	17-Mar
Free Throws Attempted	15	Zion Williamson	vs. DET	17-Mar
Offensive Rebounds	9	Yves Missi	at SAS	8-Dec
Defensive Rebounds	12	Yves Missi	at SAC	8-Feb
Total Rebounds	16	Jeremiah Robinson-Earl	vs. OKC	13-Apr
Assists	21	Elfrid Payton	at IND	25-Nov
Steals	6	Dejounte Murray	vs. DEN	22-Dec
		Dejounte Murray	vs. LAC	30-Dec
		Dejounte Murray	vs. MIN	7-Jan
Turnovers	8	Brandon Ingram	at OKC	13-Nov
		Dejounte Murray	vs. CHI	12-Dec
		Dejounte Murray	at TOR	15-Dec
Blocked Shots	5	Yves Missi	vs. LAC	30-Dec

Denotes -

Ties Franchise Record

* Franchise Record

^ Overtime Game

OPPONENTS - INDIVIDUAL HIGHS

Total Points	39	Jalen Brunson	vs. NYK	21-Dec
		Michael Porter Jr.	at DEN	5-Feb
Points in a Half	29	Jalen Brunson (2nd)	vs. NYK	21-Dec
Points in a Quarter	22	Jalen Green (3rd)	at HOU	19-Dec
Bench Points	28	Keyonte George	at UTA	2-Mar
Minutes	45:18*	Zach LaVine	vs. SAC	13-Feb
Field Goals Made	16	Michael Porter Jr.	at DEN	5-Feb
Field Goals Attempted	30	Jayson Tatum	at BOS	12-Jan
3-Point Field Goals Made	9	Tyrese Haliburton	at IND	25-Nov
3-Point Field Goals Attempted	18	Tyrese Haliburton	at IND	25-Nov
Free Throws Made	15	Anthony Edwards	at MIN	19-Mar
Free Throws Attempted	17	Anthony Edwards	at MIN	19-Mar
Offensive Rebounds	13**	Domantas Sabonis	vs. SAC	13-Feb
Defensive Rebounds	16	Karl-Anthony Towns	at NYK	1-Dec
Total Rebounds	28**	Domantas Sabonis	vs. SAC	13-Feb
Assists	17	James Harden	vs. LAC	11-Mar
Steals	6	De'Aaron Fox	vs. SAS	25-Feb
Turnovers	7	Bradley Beal	vs. PHX	23-Oct
		Zach LaVine	vs. CHI	5-Dec
		James Harden	vs. LAC	30-Dec
Blocked Shots	6	Rudy Gobert	vs. MIN	7-Jan

Denotes -

Ties Franchise Record

* Franchise Record

^ Overtime Game

2024-2025 SEASON

NEW ORLEANS - TOP TEAM PERFORMANCES

Points

140	vs. Sacramento	13-Feb-25
136	vs. Dallas vs. Utah	29-Jan-25 17-Jan-25
132	vs. Washington	3-Jan-25
130	at Detroit	23-Mar-25

Rebounds

69	vs. San Antonio	23-Feb-25
58	at Oklahoma City	13-Nov-24
57	vs. Charlotte	30-Mar-25
56	vs. Utah vs. Denver	17-Jan-25 15-Nov-24

FG Percentage

.576	at Detroit	(49-85)	23-Mar-25
.553	vs. LA Clippers	(47-85)	11-Mar-25
.542	at Memphis	(45-83)	24-Jan-25
.541	at Golden State	(40-74)	29-Oct-24

Assists

37	vs. Denver (OT)	22-Dec-24
36	vs. Philadelphia vs. Washington	24-Mar-25 3-Jan-25
35	at Detroit at Utah at Indiana	23-Mar-25 2-Mar-25 25-Nov-25

Steals

16	vs. Denver (OT)	22-Dec-24
15	vs. Oklahoma City at Atlanta vs. Chicago	7-Dec-24 2-Dec-24 23-Oct-24
14	at New York	1-Dec-24

FT Percentage

1.000	at San Antonio	(11-11)	15-Mar-25
.931	vs. Memphis	(27-29)	27-Dec-24
.917	vs. Brooklyn	(11-12)	11-Nov-24
.905	vs. Chicago	(19-21)	23-Oct-24

NEW ORLEANS - TOP INDIVIDUAL PERFORMANCES

Points

50	CJ McCollum	vs. Washington	3-Jan-25
45	CJ McCollum	vs. Utah (OT)	20-Jan-25
43	CJ McCollum	vs. Sacramento (OT)	13-Feb-25
41	Trey Murphy III	at Denver	3-Feb-25

Rebounds

16	Jeremiah Robinson-Earl	at Washington	13-Dec-23
15	Yves Missi Kelly Olynyk	vs. Chicago at San Antonio	25-Feb-24 17-Dec-23
14			3 Times

Assists

11	Brandon Ingram Zion Williamson Zion Williamson	vs. Phoenix vs. Utah vs. Chicago	19-Jan-24 23-Jan-24 25-Feb-24
10	Brandon Ingram Zion Williamson Brandon Ingram Zion Williamson	vs. Charlotte at LA Clippers at Atlanta vs. Oklahoma City	17-Jan-24 7-Feb-24 10-Mar-24 26-Mar-24

OPPONENTS - TOP TEAM PERFORMANCES

Points

153	vs. Miami	11-Apr-25
146	at Houston	8-Mar-25
144	at Denver	5-Feb-25
139	at Memphis	24-Jan-25
137	at Oklahoma City vs. Dallas	10-Feb-25 29-Dec-25

Rebounds

63	vs. Utah (OT)	20-Jan-25
60	vs. Miami at New York	11-Apr-25 1-Dec-24
58	vs. Sacramento (OT)	13-Feb-25

FG Percentage

.595	at Phoenix	(47-79)	28-Feb-25
.575	at Houston	(50-87)	19-Dec-24
.570	at Denver	(57-100)	5-Feb-25

Assists

40	at Minnesota at Denver	21-Mar-25 5-Feb-25
38	vs. Sacramento (OT) at Memphis vs. Toronto	13-Feb-25 24-Jan-25 27-Nov-24

Steals

16	at Oklahoma City	13-Nov-24
15	vs. Charlotte at Oklahoma City at Golden State	30-Mar-25 10-Feb-25 29-Oct-24

FT Percentage

1.000	at Memphis	(8-8)	24-Jan-25
.950	at Minnesota	(19-20)	21-Mar-25
.933	at Denver	(14-15)	5-Feb-25
.931	vs. Sacramento	(27-29)	12-Dec-24

OPPONENTS- TOP INDIVIDUAL PERFORMANCES

Points

39	Jalen Brunson Michael Porter Jr.	vs. New York at Denver	21-Dec-24 5-Feb-25
38	Nikola Jokic Jayson Tatum	at Denver at Boston	5-Feb-25 12-Jan-25

Rebounds

28	Domantas Sabonis	vs. Sacramento (OT)	13-Feb-25
20	Domantas Sabonis	vs. Sacramento	12-Dec-24
19	Karl-Anthony Towns	at New York	1-Dec-24
17	Clint Capela Kyle Filipowski	at Atlanta vs. Utah (OT)	2-Dec-24 20-Jan-25

Assists

17	James Harden	vs. LA Clippers	11-Mar-25
15	Luka Dončić Trae Young	at Los Angeles Lakers at Atlanta	4-Mar-25 2-Dec-24
14	Desmond Bane	at Memphis	24-Jan-25
13	Tyrese Haliburton	at Indiana	25-Nov-24

2024-2025 SEASON

DIVISION RECORDS

	Record	Home	Road	OT
OVERALL	21-61	14-27	7-34	2-1
Atlantic	2-8	1-4	1-4	0-0
Central	3-8	2-3	1-5	0-0
Southeast	3-7	2-3	1-4	0-0
EASTERN	8-25	5-10	3-13	0-0
Southwest	3-13	3-5	0-8	0-0
Northwest	6-12	3-6	3-6	1-1
Pacific	4-13	3-6	1-7	1-0
WESTERN	13-38	9-17	4-21	2-1

WIN/LOSS MARGINS

Margins	1	2	3	4	5	6	7	8	9	10	11	12	13	14	15
Won:	0	2	1	3	0	2	5	2	0	0	0	3	2	0	0
Lost:	2	3	3	4	4	1	1	3	2	1	3	3	1	0	4

Margins	16	17	18	19	20	21	22	23	24	25	26	27	28	29	30
Won:	0	0	1	0	0	0	0	0	0	0	0	0	0	0	0
Lost:	3	2	3	1	2	1	1	0	0	2	1	1	1	1	0

Margins	31	32	33	34	35	36	37	38	39	40	41	42	43	44	45+
Won:	0	0	0	0	0	0	0	0	0	0	0	0	0	0	0
Lost:	1	0	1	0	0	1	0	0	0	0	2	0	0	0	2

TEAM WINNING & LOSING STREAKS

	Overall	Home	Road
Longest Winning	4	5	7
Longest Losing	5	5	3

TEAM RECORD WHEN...

Equal or rebound opponent	13-20
Bench equals or outscores opponent bench	13-23
Lead at halftime	10-17
Tied at halftime	1-4
Trail at halftime	10-40
Lead or tied after third	15-5
Trail after third	6-56
Shoot equal or better than opponent	14-10
Outshot by opponent	7-51
Grab 50 or more rebounds	7-5
Grab 40 or more rebounds	20-39
Grab less than 40 rebounds	1-21
Shoot more free throws than opponent	11-51
Shoot equal or fewer free throws than opponent	10-30
Commit more turnovers than opponent	7-32
Commit equal or fewer turnovers	14-29

MONTHLY RECORD

	Won	Lost
Oct.	2	3
Nov.	2	13
Dec.	1	12
Jan.	7	9
Feb.	4	7
Mar.	5	10
Apr.	0	7

HOME ATTENDANCE

Games	41
Total	689,400
Average	16,814
High	18,761
Sellouts	5

SCORING

	-100	100+	110+	120+
New Orleans	1-16	20-45	17-24	11-6
Opponents	5-0	16-61	14-53	6-30

SHOOTING

	-40%	40-49%	50-59%	60%+
New Orleans	0-12	16-38	5-11	0-0
Opponents	4-0	12-27	5-33	0-0

BACK-TO-BACK GAMES

1st	2nd	Won 2	Lost 2
3-13	3-13	1	11

	Overall Games	Record	Home Games	Record	Road Games	Record
Offense						
+100	65	20-45	32	13-19	33	7-26
<100 points:	17	1-16	9	1-8	8	0-8
Defense						
+100	77	16-61	37	10-27	40	6-34
<100 points:	5	5-0	4	4-0	1	1-0

SCORING BY QUARTER

	1st	2nd	1st Half	3rd	4th	2nd Half	OT	Total
New Orleans	2,187	2,230	4,417	2,268	2,285	4,553	36	9,006
Average	26.7	27.2	53.9	27.7	27.9	55.5	12.0	109.8
Opponents	2,451	2,424	4,875	2,512	2,364	4,876	28	9,779
Average	29.9	29.6	59.5	30.6	28.8	59.5	9.3	119.3

STARTERS/BENCH SCORING

	Points	Average	Percentage
Starters	6,287	76.7	69.8
Bench	2,719	33.2	30.2

STARTERS/BENCH SCORING HIGHS & LOWS

	High	Low
Starters	111 vs. Dallas	47 vs. Portland
Bench	55 at Brooklyn	13 at Charlotte

2024-2025 SEASON

NEW ORLEANS - SEASON HIGHS

PLAYER	MINUTES	FIELD GOALS	FREE THROWS	OFFENSIVE	REBOUNDS - DEFENSIVE	TOTAL	ASSISTS	STEALS	TURNOVERS	BLOCKS	POINTS
JOSE ALVARADO	35C NOV. 6 vs Clev.	10 (2) APR. 4 at LA-L	7T NOV. 4 vs Port.	2 (4) MAR. 30 vs Cha.	9C FEB. 23 vs S.A.	9C FEB. 23 vs S.A.	11C MAR. 9 vs Mem.	4 MAR. 6 vs Hou.	6C APR. 13 vs OKC.	2T(2) MAR. 9 vs Mem.	27 (2) APR. 4 at LA-L
BRANDON BOSTON	38 NOV. 6 vs Clev.	10T NOV. 8 at Ori.	6 DEC. 1 at N.Y.	4T(2) JAN. 8 vs Port.	7C NOV. 16 vs LA-L	10C NOV. 13 at OKC.	10C NOV. 11 vs Bkn.	4T(3) JAN. 29 vs Dall.	6T NOV. 13 at OKC.	1 (9) FEB. 8 at Sac.	26 NOV. 8 at Ori.
KEION BROOKS	39C APR. 13 vs OKC.	7C(2) APR. 10 at Milw.	5C APR. 8 at Bkn.	3C MAR. 30 vs Cha.	9C APR. 6 vs Milw.	10C APR. 6 vs Milw.	2C(3) APR. 13 vs OKC.	2C(4) APR. 13 vs OKC.	4C MAR. 21 at Minn.	3C MAR. 30 vs Cha.	20C APR. 10 at Milw.
BRUCE BROWN N.O.	35 MAR. 23 at S.A.	8 MAR. 15 at S.A.	4 MAR. 28 vs G.S.	3 MAR. 19 at Minn.	10 MAR. 30 vs Cha.	12 MAR. 30 vs Cha.	9 APR. 6 vs Milw.	3 FEB. 25 vs S.A.	4 MAR. 13 vs Ori.	3 MAR. 30 vs Cha.	19 MAR. 15 at S.A.
JAMAL CAIN	35C APR. 11 vs Miami	8C APR. 11 vs Miami	5T(3) APR. 13 vs OKC.	5C NOV. 16 vs LA-L	6T APR. 6 vs Milw.	8C NOV. 16 vs LA-L	3T APR. 11 vs Miami	4C APR. 4 at LA-L	3C(2) APR. 11 vs Miami	2C NOV. 15 vs Den.	25C APR. 11 vs Miami
JORDAN HAWKINS	39 OCT. 30 at G.S.	10 FEB. 28 at Phoe.	7C NOV. 1 vs Ind.	2 (3) MAR. 8 at Hou.	7T OCT. 23 vs Chi.	7T(2) OCT. 27 at Port.	4T(2) FEB. 28 at Phoe.	3C(3) FEB. 28 at Phoe.	4T(2) MAR. 24 vs Phil.	3C DEC. 22 vs Den.	25 (2) MAR. 23 at Det.
HERB JONES	39 DEC. 22 vs Den.	8 DEC. 7 vs OKC.	6 DEC. 7 vs OKC.	4 DEC. 26 vs Hou.	7T DEC. 5 vs Phoe.	7 (2) DEC. 12 vs Sac.	7 DEC. 26 vs Hou.	4 (3) DEC. 22 vs Den.	5T DEC. 7 vs OKC.	2 (2) JAN. 5 at Wash.	24 DEC. 7 vs OKC.
KYLOR KELLEY N.O.	23C APR. 10 at Milw.	2C APR. 11 vs Miami	1C(2) APR. 13 vs OKC.	3C APR. 10 at Milw.	5C(2) APR. 13 vs OKC.	7C APR. 10 at Milw.	1C(3) APR. 13 vs OKC.	1C APR. 11 vs Miami	2C APR. 10 at Milw.	1C APR. 13 vs OKC.	5C APR. 11 vs Miami
KARLO MATKOVIC	36C FEB. 27 at Phoe.	8C(2) APR. 8 at Bkn.	3C(3) FEB. 25 vs S.A.	5C(2) MAR. 25 at Det.	10C MAR. 9 vs Mem.	11C(4) MAR. 23 at Det.	4C FEB. 3 at Den.	2C(4) APR. 2 at LA-C	4C MAR. 15 at S.A.	3C(2) FEB. 13 vs Sac.	19C(2) MAR. 24 vs Phil.
CJ MCCOLLUM	44 JAN. 20 vs Utah	18T(2) JAN. 20 vs Utah	7 JAN. 24 at Mem.	2 (1) MAR. 17 vs Det.	8 JAN. 20 vs Utah	8 JAN. 20 vs Utah	9 (2) MAR. 15 at S.A.	4 (3) MAR. 21 at Minn.	6 MAR. 21 at Minn.	3 JAN. 20 vs Utah	50T JAN. 3 vs Wash.
YVES MISSI	40C DEC. 22 vs Den.	11C(2) FEB. 28 at Phoe.	8C JAN. 5 at Wash.	9C DEC. 8 at S.A.	12C FEB. 8 at Sac.	15C FEB. 23 vs S.A.	4C(7) APR. 2 at LA-C	3C MAR. 4 at LA-L	6C NOV. 15 vs Den.	5C DEC. 30 vs LA-C	24C FEB. 28 at Phoe.
TREY MURPHY III	45 JAN. 20 vs Utah	15C JAN. 31 vs Bos.	12C JAN. 14 at Chi.	6C JAN. 15 vs Dall.	8 FEB. 13 vs Sac.	10 JAN. 15 vs Dall.	11C FEB. 13 vs Sac.	5C DEC. 7 vs OKC.	4C(5) MAR. 2 at Utah	3 JAN. 15 vs Dall.	41T FEB. 3 at Den.
DEJOUNTE MURRAY	45 JAN. 20 vs Utah	12 JAN. 7 vs Minn.	11 JAN. 27 at Tor.	2 (3) JAN. 31 vs Bos.	10 (2) JAN. 10 at Phil.	10 (3) JAN. 10 at Phil.	15T DEC. 22 vs Den.	6 (3) JAN. 7 vs Minn.	8C(2) DEC. 15 at Ind.	2 (2) DEC. 12 vs Sac.	30 JAN. 15 vs Dall.
KELLY OLYNYK N.O.	31 MAR. 9 vs Mem.	10 MAR. 2 at Utah	6 (2) APR. 8 at Bkn.	5 (2) FEB. 25 vs S.A.	10 FEB. 23 vs S.A.	15 FEB. 23 vs S.A.	8 MAR. 23 at Det.	3 MAR. 24 vs Phil.	5 (2) MAR. 23 at Det.	2 (2) MAR. 23 at Det.	26 MAR. 2 at Utah
ELFRID PAYTON N.O.	31 NOV. 25 at Ind.	7 NOV. 25 at Ind.	3 APR. 8 at Bkn.	3 APR. 11 vs Miami	7 APR. 11 vs Miami	10 APR. 11 vs Miami	21C NOV. 25 at Ind.	3 (2) NOV. 27 vs Tor.	5 (2) APR. 4 at LA-L	2 (2) MAR. 24 vs Phil.	14 NOV. 25 at Ind.
LESTER QUINONES N.O.	34C APR. 13 vs OKC.	8C APR. 10 at Milw.	5C APR. 13 vs OKC.	1 APR. 10 at Milw.	5T APR. 13 vs OKC.	5 (2) APR. 13 vs OKC.	6C(2) APR. 13 vs OKC.	1 (3) APR. 11 vs Miami	4C APR. 10 at Milw.	1T(2) APR. 11 vs Miami	21C APR. 10 at Milw.

2024-2025 SEASON

PLAYER	MINUTES	FIELD GOALS	FREE THROWS	- REBOUNDS -		TOTAL	ASSISTS	STEALS	TURNOVERS	BLOCKS	POINTS
				OFFENSIVE	DEFENSIVE						
ANTONIO REEVES	40C NOV. 20 at Clev.	14C NOV. 20 at Clev.	4C(2) APR. 13 vs OKC.	2C(4) APR. 11 vs Miami	6C APR. 13 vs OKC.	6C(2) APR. 13 vs OKC.	4C APR. 11 vs Miami	3C APR. 10 at Milw.	4C APR. 6 vs Milw.	1C(4) APR. 13 vs OKC.	34C NOV. 20 at Clev.
JEREMIAH ROBINSON-EARL	35 NOV. 20 at Clev.	7T(2) APR. 10 at Milw.	4T(4) MAR. 15 at S.A.	7C APR. 13 vs OKC.	9 (2) APR. 13 vs OKC.	16C APR. 13 vs OKC.	8C MAR. 23 at Det.	3T NOV. 8 at OrL.	3T(4) APR. 11 vs Miami	1 (7) FEB. 27 at Phoe.	19C NOV. 22 vs G.S.
ZION WILLIAMSON	37 NOV. 1 vs Ind.	17C MAR. 4 at LA-L	12 MAR. 17 vs Det.	8T JAN. 17 vs Utah	9 MAR. 11 vs LA-C	14 JAN. 17 vs Utah	12C MAR. 11 vs LA-C	5 JAN. 12 at Bos.	7 OCT. 29 at G.S.	3 (3) JAN. 27 at Tor.	40 FEB. 8 at Sac.
PELICANS High Games	265 (3) FEB. 13 vs Sac.	53 MAR. 2 at Utah	27 (2) FEB. 13 vs Sac.	21 (2) JAN. 17 vs Utah	52C FEB. 23 vs S.A.	69 FEB. 23 vs S.A.	37 DEC. 22 vs Den.	16 DEC. 22 vs Den.	26 MAR. 21 at Minn.	11 JAN. 27 at Tor.	140 FEB. 13 vs Sac.
PELICANS Low Games	240 APR. 13 vs OKC.	28 MAR. 17 vs Det.	7 (2) MAR. 2 at Utah	5 (2) FEB. 8 at Sac.	22 FEB. 28 at Phoe.	31 (2) JAN. 1 at Miami	16 (2) JAN. 31 vs Bos.	2 MAR. 15 at S.A.	6 FEB. 27 at Phoe.	0	81 MAR. 17 vs Det.
OPPONENTS High Games	265 (3) FEB. 13 vs Sac.	58C APR. 11 vs Miami	31 DEC. 27 vs Mem.	23 MAR. 9 vs Mem.	46 DEC. 1 at N.Y.	63 JAN. 20 vs Utah	40 (2) MAR. 21 at Minn.	16 NOV. 13 at OKC.	22 DEC. 22 vs Den.	11 (2) DEC. 8 at S.A.	153C APR. 11 vs Miami
OPPONENTS Low Games	240 APR. 13 vs OKC.	32 (2) MAR. 30 vs Cha.	4 NOV. 27 vs Tor.	2 APR. 2 at LA-C	21 MAR. 23 at Det.	30 APR. 2 at LA-C	16 APR. 13 vs OKC.	3 NOV. 1 vs Ind.	6 FEB. 3 at Den.	0	94 (2) MAR. 30 vs Cha.

LEADERSHIP

	Leadership (ties)*			Points			Reb 10+	Ast 10+	Double-Doubles		
	Pts	Reb	Ast	10+	20+	30+			Pt/Ast	Pt/Reb	20/10
Jose Alvarado	2		16	27					1		
Mo Bamba		1									
Brandon Boston	3	3	3	23	3		1	1			
Keion Brooks Jr.	1			8	1		1			1	
Bruce Brown	1	2	1	9			1				
Jamal Cain	1			9	2						
Javonte Green		2	1	7						1	
Jordan Hawkins	4	1		30	8						
Brandon Ingram	8	2	9	17	11	4					
Trey Jemison											
Herb Jones		1	1	11	2						
Kylor Kelley										1	
Karlo Matković	2	9		16			6			4	
CJ McCollum	18	2		50	28	11					
Yves Missi	1	37	6	33	3		26			14	
Trey Murphy III	18	6	20	52	30	7	1	1	4	1	1
Dejounte Murray	4	12	18	28	11	1	3	7	6	3	1
Jaylen Nowell			1	4							
Kelly Olynyk	1	5	2	13	1		3			2	
Elfrid Payton		1	12	3			1	8	1		
Lester Quinones	1		1	3	1						
Antonio Reeves	4			13	3	1					
J. Robinson-Earl		8	1	15			4			4	
Daniel Theis		2		3			1			1	
Zion Williamson	16	13	12	29	23	7	7	3	3	7	6

* leaderships include ties

2024-2025 SEASON

GAMES MISSED

Player	G	Reason	Player	G	Reason
Jose Alvarado	23	Left Hamstring; Strain	Trey Murphy III	10	Right Hamstring; Strain
	1	Non-Covid Illness		2	Right Hamstring; Injury Management
	2	Right Calf; Soreness		1	Left Knee; Contusion
Brandon Boston	10	Inactive; Two-Way		3	Left Ankle; Sprain
	6	Left Ankle; Sprain/Non-Covid Illness		13	Right Shoulder; Torn Labrum
	5	Left Ankle; Sprain	Dejounte Murray	17	Left Hand; Fracture
	19	Left Ankle; Stress Reaction		1	Right Index Finger; Sprain
Keion Brooks	1	Inactive; Two-Way		33	Right Achilles; Rupture
Bruce Brown	2	Not With Team	Kelly Olynyk	4	Not With Team
	3	Return to Competition Reconditioning		3	Rest
	3	Right Knee; Soreness		1	Personal
Jamal Cain	27	Inactive; Two-Way		3	Left Achilles; Tendinitis
	2	Right Ankle; Sprain	Lester Quinones	11	Inactive; Two-Way
	3	Non-Covid Illness	Antonio Reeves	14	G League Assignment
Jalen Crutcher	2	Inactive; Two-Way	Jeremiah Robinson-Earl	2	Non-Covid Illness
Javonte Green	2	Left Ankle; Soreness		2	Left Ankle; Sprain
Jordan Hawkins	2	Low Back; Tightness	Daniel Theis	3	Neck; Spasm
	6	Low Back; Strain		1	Personal
	3	Low Back; Soreness		1	Return to Competition Reconditioning
	5	Lumbar Spine; Annular Fissure		2	Right Thumb; Sprain
	2	Non-Covid Illness	Zion Williamson	3	Illness
	8	Low Back; Spasm		1	Right Hamstring; Tightness
Brandon Ingram	1	Bilateral Ankle; Sprain		1	Right Thigh; Soreness
	2	Right Calf; Strain		1	Left Hamstring; Tightness
	1	Right Calf; Soreness		26	Left Hamstring; Strain
	2	Right Plantaris; Tendonitis		6	Return to Competition Reconditioning
	27	Left Ankle; Sprain		1	Team Suspension
Trey Jemison	11	Inactive; Two-Way		1	Personal
Herb Jones	18	Right Shoulder; Strain		12	Low Back; Contusion
	44	Right Shoulder; Torn Rotator Cuff	Total Games Missed	520	
Karlo Matković	13	G League Assignment	Injury/Illness Only	379	
	1	Back; Soreness			
	2	Low Back; Spasm			
	10	Low Back; Disc Protrusion			
	2	Left Hamstring Soreness			
CJ McCollum	13	Right Adductor; Strain			
	1	Personal			
	3	Rest			
	9	Right Foot; Contusion			
Yves Missi	1	Left Shoulder; Soreness			
	2	Non-Covid Illness			
	2	Left Ankle; Sprain			
	1	Right Hip; Soreness			
	3	Left Ankle; Soreness			

TEAM HISTORY



TEAM HISTORY

FRANCHISE YEAR-BY-YEAR

Season	Coach	Regular Season			Conference Finish	NBA Playoffs		
		W	L	Pct.		W	L	Pct.
2002-03	Paul Silas	47	35	.573	5th/Eastern	2	4	.333
2003-04	Tim Floyd	41	41	.500	5th/Eastern	3	4	.429
2004-05	Byron Scott	18	64	.220	15th/Western	--	--	---
2005-06	Byron Scott	38	44	.463	10th/Western	--	--	---
2006-07	Byron Scott	39	43	.476	10th/Western	--	--	---
2007-08	Byron Scott	56	26	.683	2nd/Western	7	5	.583
2008-09	Byron Scott	49	33	.598	7th/Western	1	4	.200
2009-10	Byron Scott, 3-6 Jeff Bower, 34-39	37	45	.451	11th/Western	--	--	---
2010-11	Monty Williams	46	36	.561	7th/Western	2	4	.333
2011-12	Monty Williams	21	45	.318	15th/Western	--	--	---
2012-13	Monty Williams	27	55	.329	14th/Western	--	--	---
2013-14	Monty Williams	34	48	.415	12th/Western	--	--	---
2014-15	Monty Williams	45	37	.549	8th/Western	0	4	.000
2015-16	Alvin Gentry	30	52	.366	12th/Western	--	--	---
2016-17	Alvin Gentry	34	48	.415	10th/Western	--	--	---
2017-18	Alvin Gentry	48	34	.585	6th/Western	5	4	.556
2018-19	Alvin Gentry	33	49	.402	13th/Western	--	--	---
2019-20	Alvin Gentry	30	42	.417	13th/Western	--	--	---
2020-21	Stan Van Gundy	31	41	.431	11th/Western	--	--	---
2021-22	Willie Green	36	46	.439	8th/Western	2	4	.333
2022-23	Willie Green	42	40	.512	9th/Western	--	--	---
2023-24	Willie Green	49	33	.598	8th/Western	0	4	.000
2024-25	Willie Green	21	61	.256	9th/Western	--	--	---
Totals		852	998	.461		22	37	.372

FRANCHISE ALL-TIME HEAD COACHES

Name	Tenure	Games	Won	Lost	Pct.
Paul Silas	2002-03	82	47	35	.573
Tim Floyd	2003-04	82	41	41	.500
Byron Scott	2004-05 thru 2009-10	419	203	216	.484
Jeff Bower	2009-10	73	34	39	.466
Monty Williams	2010-11 thru 2014-15	394	173	221	.439
Alvin Gentry	2015-16 thru 2019-20	400	175	225	.438
Stan Van Gundy	2020-21	72	31	41	.431
Willie Green	2021-Present	328	148	180	.451

FRANCHISE ALL-TIME BASKETBALL EXECUTIVES

Name	Title	Year
Bob Bass	Executive Vice President of Basketball Operations	2002-03
Bob Bass	Executive VP of Basketball Operations/General Manager	2003-04
Allan Bristow	General Manager	2004-05
Jeff Bower	General Manager	2005-10
Dell Demps	Sr. VP of Basketball Operations and General Manager	2010-19
David Griffin	Executive VP of Basketball Operations	2019-2025
Joe Dumars	Executive VP of Basketball Operations	2025-Present

FRANCHISE ALL-TIME ASSISTANT COACHES

Name	Tenure	Name	Tenure	Name	Tenure
Randy Ayers	2010-15	Kevin Hanson	2013-19	Elvis Valcarcel	2016-18
Bob Beyer	2020-21	Brian Hill	2002-03	Fred Vinson	2010-2024
James Borrego	2010-12, 2023-Present	Casey Hill	2020-Present	Darrell Walker	2004-08
Jeff Bower	2003-04	Mike Hopkins	2025-Present	Rex Walters	2020-21
Joe Boylan	2018-20	Darnell Lazare	2024-2025	Teresa Weatherspoon	2020-2023
Corey Brewer	2024-Present	Michael Malone	2010-11	Phil Weber	2015-17
Jeff Bzdelik	2019-20	Jamelle McMillan	2016-18, 2019-20	Rob Werdann	2009-10
Jim Cleamons	2004-06	Jodie Meeks	2024-Present		
Jarron Collins	2021-Present	Aaron Miles	2023-Present		
Bob Donewald Jr.	2002-03	David Miller	2005-07		
Darren Erman	2015-19	Greg Monroe	2025-Present		
Chris Finch	2017-20	Robert Pack	2009-10, 2015-17		
Tim Floyd	2009-10	Ryan Pannone	2022-23		
Ryan Frazier	2021-2024	Charlie Parker	2006-10		
Bryan Gates	2010-15	Mike Penberthy	2017-19		
Kenny Gattison	2003-09	Paul Pressey	2007-10		
Alvin Gentry	2003-04	Michael Ruffin	2019-20		
Dan Geriot	2024-25	Stephen Silas	2002-03		
Dave Hanners	2011-15	Jan van Breda Kolff	2003-04		

TEAM HISTORY

2023-24 ROSTER & STATS

RECORD: 49-33
WEST: 30-22
EAST: 19-11
DIVISION: 9-7
HOME: 21-19
ROAD: 28-14
OVERTIME: 0-1

Head Coach: Willie Green, Detroit Mercy
Associate Head Coach: James Borrego, San Diego
Assistant Coaches: Jarron Collins, Stanford; Ryan Frazier, Bucknell;
Casey Hill, Trinity; Aaron Miles, Kansas; Fred Vinson, Georgia Tech
Director of Rehabilitation: Amy Atmore, Southern California
Director of Performance & Sports Science: Daniel Bove, Penn State
Head Athletic Trainer: Tom Maystadt, Iowa State

2023-24 FINAL STATISTICS

Player	G	GS	MIN	FG	FGA	PCT	3FG	3FGA	PCT	FT	FTA	PCT	OFF	DEF	TOT	AST	PF	DQ	STL	TO	BLK	PTS	AVG
Williamson	70	70	2207	624	1094	570	6	18	.333	347	494	.702	122	284	406	352	159	1	77	193	47	1601	22.9
Ingram	64	64	2103	500	1017	492	86	242	.355	246	307	.801	43	281	324	363	145	0	50	163	40	1332	20.8
McCullum	66	66	2159	484	1055	459	239	557	.429	115	139	.827	39	247	286	305	126	0	62	110	41	1322	20.0
Murphy	57	23	1690	275	621	443	169	445	.380	123	151	.815	42	238	280	124	70	0	51	34	28	842	14.8
Valanciunas	82	82	1925	402	719	559	37	120	.308	161	205	.785	186	535	721	173	218	4	32	111	68	1002	12.2
Jones	76	76	2321	295	588	498	114	273	.418	137	158	.867	74	198	272	199	224	1	105	93	62	837	11.0
Hawkins	67	10	1161	174	456	382	109	298	.366	67	80	.838	29	119	148	70	72	1	19	40	7	524	7.8
Alvarado	56	0	1028	142	345	412	78	207	.377	35	52	.673	25	103	128	117	89	0	59	40	15	397	7.1
Marshall	66	1	1257	170	367	463	58	150	.387	68	86	.791	53	187	240	128	91	0	49	65	12	466	7.1
Daniels	61	16	1358	139	311	447	42	135	.311	34	53	.642	62	174	236	164	101	0	85	59	25	354	5.8
Nance Jr.	61	0	1216	138	241	573	27	65	.415	47	61	.770	94	213	307	113	98	0	61	49	19	350	5.7
Ryan	28	1	390	49	113	434	41	91	.451	13	14	.929	6	34	40	18	32	0	6	19	1	152	5.4
Brockington	1	0	3	2	5	400	0	1	.000	0	0	---	1	1	2	0	0	0	0	0	0	4	4.0
Robinson-Earl	39	1	334	45	95	474	13	39	.333	12	16	.750	23	53	76	21	24	0	10	16	4	115	2.9
Lewis	15	0	144	16	52	308	2	20	.100	10	11	.909	4	10	14	18	8	0	5	8	1	44	2.9
Seabron	6	0	55	4	13	308	1	2	.500	5	6	.833	1	6	7	5	4	0	2	0	1	14	2.3
Zeller	43	0	320	26	62	419	1	3	.333	23	38	.605	48	64	112	39	45	0	9	16	5	76	1.8
Liddell	8	0	23	1	6	167	0	5	.000	2	2	1.000	0	5	5	1	2	0	2	2	2	4	0.5
Crutcher	1	0	3	0	1	.000	0	0	---	0	0	---	0	0	0	0	0	0	0	0	0	0	0.0
Gates	1	0	7	0	4	.000	0	2	.000	0	0	---	0	1	1	0	0	0	0	0	0	0	0.0
PELICANS	82	-	19705	3484	7165	486	1023	2673	.383	1445	1873	.771	852	2753	3605	2210	1508	7	684	1067	378	9436	115.1
OPPONENTS	82	-	19705	3317	7155	.464	1109	3176	.349	1331	1699	.783	826	2644	3470	2196	1507	6	536	1168	424	9074	110.7

GAME-BY-GAME

Date	H/A	W/L	Opp	NOP/Opp	Record	Date	H/A	W/L	Opp	NOP/Opp	Record	Date	H/A	W/L	Opp	NOP/Opp	Record						
10/25	A	W	MEM	111-104	1-0	12/21	A	W	CLE	123-104	17-12	2/23	H	L	MIA	95-106	34-25						
10/28	H	W	NYK	96-87	2-0	12/23	H	L	HOU	104-106	17-13	2/25	H	L	CHI	106-114	34-24						
10/30	H	L	GSW	102-150	2-1	12/26	H	L	MEM	115-116*	17-14	2/27	A	W	NYK	115-92	35-24						
11/1	A	W	OKC	110-106	3-1	12/28	H	W	UTA	112-105	18-14	2/28	A	L	IND	114-123	35-25						
11/2	H	W	DET	125-116	4-1	12/31	H	W	LAL	129-109	19-14	3/1	H	W	IND	129-102	36-25						
11/4	H	L	ATL	105-123	4-2	1/2	H	W	BKN	112-85	20-14	3/5	A	W	TOR	139-98	37-25						
11/6	A	L	DEN	116-154	4-3	1/3	H	W	MIN	117-106	21-14	3/8	A	W	PHI	103-95	38-25						
11/8	A	L	MIN	101-122	4-4	1/5	A	L	LAC	95-111	21-15	3/10	A	W	ATL	116-103	39-25						
11/10	A	L	HOU	101-104	4-5	1/7	A	W	SAC	133-100	22-15	3/15	H	L	CLE	95-116	39-26						
11/12	H	L	DAL	124-156	4-6	1/10	H	W	GSW	141-105	23-15	3/15	H	W	LAC	112-104	40-26						
11/14	H	W	DAL	131-110	5-6	1/12	H	L	DEN	113-125	23-16	3/16	H	W	POR	126-107	41-26						
11/17	H	W	DEN	115-110	6-6	1/13	A	W	DAL	118-108	24-16	3/19	A	W	BKN	104-91	42-26						
11/18	H	L	MIN	120-121	6-7	1/15	A	L	DAL	120-125	24-17	3/21	A	L	ORL	106-121	42-27						
11/20	H	W	SAC	129-95	7-7	1/17	H	W	CHA	132-112	25-17	3/22	A	W	MIA	111-88	43-27						
11/22	H	W	SAC	117-112	8-7	1/19	H	L	PHX	109-123	25-18	3/24	A	W	DET	114-101	44-27						
11/24	A	W	LAC	116-106	9-7	1/23	H	W	UTA	155-124	26-18	3/26	H	L	OKC	112-119	44-28						
11/25	A	L	UTA	100-105	9-8	1/26	H	L	OKC	83-107	26-19	3/28	H	W	MIL	107-100	45-28						
11/27	A	L	UTA	112-114	9-9	1/27	A	L	MIL	117-141	26-20	3/30	H	L	BOS	92-104	45-29						
11/29	H	W	PHI	124-114	10-9	1/29	A	L	BOS	112-118	26-21	4/1	H	L	PHX	111-124	45-30						
12/1	H	W	SAS	121-106	11-9	1/31	A	W	HOU	110-99	27-21	4/3	H	L	ORL	108-117	45-31						
12/2	A	L	CHI	118-124	11-10	2/2	A	W	SAS	114-113	28-21	4/5	H	L	SAS	109-111	45-32						
12/4	A	W	SAC	127-117	12-10	2/5	H	W	TOR	138-100	29-21	4/7	A	W	PHX	113-105	46-32						
12/7	A	L	LAL	89-153	13-11	2/7	A	W	LAC	117-106	30-21	4/9	A	W	POR	110-100	47-32						
12/11	H	W	MIN	123-107	13-11	2/9	A	L	LAL	122-139	30-22	4/11	A	W	SAC	135-123	48-32						
12/13	A	W	WAS	143-122	14-11	2/10	A	W	POR	93-84	31-22	4/12	A	W	GSW	114-109	49-32						
12/15	A	W	CHA	112-107	15-11	2/12	A	W	MEM	96-87	32-22	4/14	H	L	LAL	108-124	49-33						
12/17	A	W	SAS	146-110	16-11	2/14	H	W	WAS	133-126	33-22												
12/19	H	L	MEM	113-115	16-12	2/22	H	W	HOU	127-105	34-22												

* - overtime

TEAM HISTORY

2022-23 ROSTER & STATS

RECORD: 42-40
WEST: 29-23
EAST: 13-17
DIVISION: 11-5
HOME: 27-14
ROAD: 15-26
OVERTIME: 3-4

Head Coach: Willie Green, Detroit Mercy
Assistant Coaches: Jarron Collins, Stanford; Casey Hill, Trinity;
 Fred Vinson, Georgia Tech; Teresa Weatherspoon, Louisiana Tech;
 Ryan Frazier, Bucknell; Ryan Pannone, South Florida
VP of Player Care & Performance: Aaron Nelson, Iowa State
Head Athletic Trainer: Tom Maystadt, Iowa State

2022-23 FINAL STATISTICS

Player	G	GS	MIN	FG	FGA	PCT	3FG	3FGA	PCT	FT	FTA	PCT	OFF	DEF	TOT	AST	PF	DO	STL	TO	BLK	PIS	AVG
Williamson	29	29	956	285	469	.608	7	19	.368	177	248	.714	58	144	202	133	65	0	32	99	16	754	26.0
Ingram	45	45	1538	404	835	.484	64	164	.390	240	272	.882	23	223	246	262	116	2	32	148	19	1112	24.7
McCollum	75	75	2649	587	1344	.437	211	543	.389	183	238	.769	55	275	328	429	153	0	70	183	38	1568	20.9
Murphy	79	65	2448	387	800	.484	202	497	.406	172	190	.905	59	222	281	112	155	1	89	61	43	1148	14.5
Valanciunas	79	79	1968	446	816	.547	38	109	.349	185	224	.826	225	579	804	140	245	2	20	159	52	1115	14.1
Richardson (TOT)	65	10	1531	239	554	.431	107	293	.365	69	81	.852	41	134	175	174	117	0	69	86	20	654	10.1
Richardson (NO)	23	4	533	62	148	.419	33	86	.384	16	21	.762	11	45	56	37	47	0	29	23	9	173	7.5
Jones	66	66	1950	235	501	.469	56	167	.335	123	161	.764	97	172	269	162	208	4	103	88	42	649	9.8
Marshall	77	21	1792	247	571	.433	66	218	.303	138	175	.789	48	231	279	189	113	0	54	97	14	698	9.1
Alvarado	61	10	1311	201	489	.411	83	247	.336	65	80	.813	28	113	141	186	125	0	67	81	10	550	9.0
Hernangomez	38	2	458	89	169	.527	3	11	.273	81	104	.779	58	122	180	33	64	0	17	39	13	262	6.9
Nance	65	1	1381	186	305	.610	14	42	.333	55	79	.696	106	248	354	119	133	0	56	42	37	441	6.8
Graham	53	0	811	85	231	.368	66	190	.347	44	59	.746	12	60	72	116	48	0	30	27	10	280	5.3
Hayes	47	2	610	86	156	.551	3	29	.103	58	83	.699	39	93	132	34	67	0	20	31	19	233	5.0
Lewis	25	0	235	40	88	.455	15	34	.441	19	22	.864	5	28	33	23	24	0	10	10	2	114	4.6
Daniels	59	11	1042	87	208	.418	27	86	.314	26	40	.650	36	152	188	134	99	0	43	57	11	227	3.8
Temple	25	0	162	18	45	.400	11	26	.423	3	4	.750	5	12	17	13	15	0	9	4	2	50	2.0
Seabron	5	0	12	2	5	.400	0	0	---	0	0	---	1	0	1	0	1	0	0	0	0	4	0.8
PELICANS	82	-	19855	3447	7180	.480	899	2468	.364	1585	2000	.793	866	2117	3583	2122	1678	9	681	1196	337	9378	114.4
OPPONENTS	82	-	19855	3357	7105	.472	1002	2953	.339	1507	1935	.779	792	2634	3426	2044	1673	16	600	1228	386	9223	112.5

GAME-BY-GAME

Date	H/A	W/L	Opp	NOP/Opp	Record
10/19	A	W	BKN	130-108	1-0
10/21	A	W	CHA	124-112	2-0
10/23	H	L	UTA	121-122*	2-1
10/25	H	W	DAL	113-111	3-1
10/28	A	L	PHX	111-124	3-2
10/30	A	W	LAC	112-91	4-2
11/2	A	L	LAL	112-124*	4-3
11/4	H	W	GSW	114-105	5-3
11/5	A	L	ATL	121-124*	5-4
11/7	A	L	IND	122-129	5-5
11/9	A	W	CHI	115-111	6-5
11/10	H	L	POR	95-106	6-6
11/12	H	W	HOU	119-106	7-6
11/15	H	W	MEM	113-102	8-6
11/16	H	W	CHI	124-110	9-6
11/18	H	L	BOS	109-117	9-7
11/21	H	W	GSW	128-83	10-7
11/23	A	W	SAS	129-110	11-7
11/25	A	L	MEM	111-132	11-8
11/28	H	W	OKC	105-101	12-8
11/30	H	W	TOR	126-108	13-8
12/2	A	W	SAS	117-99	14-8
12/4	H	W	DEN	121-106	15-8
12/7	H	W	DET	104-98	16-8
12/9	H	W	PHX	128-117	17-8
12/11	H	W	PHX	129-124*	18-8
12/13	A	L	UTA	100-121	18-9
12/15	A	L	UTA	129-132*	18-10

Date	H/A	W/L	Opp	NOP/Opp	Record
12/17	A	L	PHX	114-118	18-11
12/19	H	L	MIL	119-128	18-12
12/22	H	W	SAS	126-117	19-12
12/23	A	W	OKC	128-125*	20-12
12/26	H	W	IND	113-93	21-12
12/28	H	W	MIN	119-118	22-12
12/30	H	W	PHI	127-116	23-12
12/31	A	L	MEM	101-116	23-13
1/2	A	L	PHI	111-120	23-14
1/4	H	W	HOU	119-108	24-14
1/6	H	L	BKN	102-108	24-15
1/7	A	L	DAL	117-127	24-16
1/9	A	W	WAS	132-112	25-16
1/11	A	L	BOS	114-125	25-17
1/13	A	W	DET	116-110	26-17
1/16	A	L	CLE	103-113	26-18
1/18	H	L	MIA	98-124	26-19
1/20	A	L	ORL	110-123	26-20
1/22	A	L	MIA	96-100	26-21
1/24	H	L	DEN	98-99	26-22
1/25	H	L	MIN	102-111	26-23
1/28	H	L	WAS	103-113	26-24
1/29	A	L	MIL	110-135	26-25
1/31	A	L	DEN	113-122	26-26
2/2	A	L	DAL	106-111	26-27
2/4	H	W	LAL	131-126	27-27
2/5	H	W	SAC	136-104	28-27
2/7	H	W	ATL	116-107	29-27

Date	H/A	W/L	Opp	NOP/Opp	Record
2/10	H	L	CLE	107-118	29-28
2/13	A	W	OKC	103-100	30-28
2/15	A	L	LAL	102-120	30-29
2/23	A	L	TOR	110-115	30-30
2/25	A	L	NYK	106-128	30-31
2/27	H	L	ORL	95-101	30-32
3/1	A	W	POR	121-110	31-32
3/3	A	L	GSW	99-108	31-33
3/6	A	L	SAC	108-123	31-34
3/8	H	W	DAL	113-106	32-34
3/11	H	L	OKC	96-119	32-35
3/12	H	W	POR	127-110	33-35
3/14	H	L	LAL	108-123	33-36
3/17	A	L	HOU	112-114	33-37
3/19	A	W	HOU	117-107	34-37
3/21	H	W	SAS	119-84	35-37
3/23	H	W	CHA	115-96	36-37
3/25	A	W	LAC	131-110	37-37
3/27	A	W	POR	124-90	38-37
3/28	A	L	GSW	109-120	38-38
3/30	A	W	DEN	107-88	39-38
4/1	H	W	LAC	122-114	40-38
4/4	H	L	SAC	103-121	40-39
4/5	H	W	MEM	138-131*	41-39
4/7	H	W	NYK	113-105	42-39
4/9	A	L	MIN	108-113	42-40

* - overtime

TEAM HISTORY

2021-22 ROSTER & STATS

RECORD: 36-46
WEST: 25-27
EAST: 11-19
DIVISION: 6-10
HOME: 19-22
ROAD: 17-24
OVERTIME: 1-2

Head Coach: Willie Green, Detroit Mercy
Assistant Coaches: Jarron Collins, Stanford; Casey Hill, Trinity;
 Fred Vinson, Georgia Tech; Teresa Weatherspoon, Louisiana Tech
VP of Player Care & Performance: Aaron Nelson, Iowa State

2021-22 FINAL STATISTICS

Player	G	GS	MIN	FG	FGA	PCT	3FG	3FGA	PCT	FT	FTA	PCT	OFF	DEF	TOT	AST	PF	DO	STL	TOR	BLK	PTS	AVG
Ingram	55	55	1869	453	983	.461	74	226	.327	266	322	.826	35	285	320	307	119	0	34	151	26	1246	22.7
McCollum (TOT)	62	62	2145	536	1164	.460	182	469	.388	116	170	.682	53	216	269	315	121	0	70	127	22	1370	22.1
McCollum (NO)	26	26	878	246	499	.493	71	180	.394	68	102	.667	19	97	116	152	44	0	34	57	1	631	24.3
Valanciunas	74	74	2240	510	938	.544	57	158	.361	257	289	.820	226	617	843	190	247	4	41	179	60	1314	17.8
Hart	41	40	1374	195	386	.505	42	130	.323	116	154	.753	53	265	318	168	118	1	45	81	11	548	13.4
Alexander-Walker	50	19	1317	237	632	.375	95	305	.311	70	97	.722	36	128	164	139	88	0	41	85	19	639	12.8
Graham	76	63	2162	296	815	.363	192	563	.341	118	140	.843	37	140	177	316	95	0	71	105	12	902	11.9
Jones	78	69	2335	274	576	.476	57	169	.337	137	163	.840	98	198	296	167	238	5	130	100	60	742	9.5
Hayes	70	28	1398	245	398	.616	20	57	.351	144	188	.766	115	200	315	43	155	1	33	54	55	654	9.3
Hernangomez	50	8	839	170	327	.520	4	12	.333	109	141	.773	143	195	338	63	97	0	21	51	19	453	9.1
Nance (TOT)	4	11	1040	129	247	.522	23	70	.329	40	57	.702	72	176	248	81	84	0	43	37	20	321	7.0
Nance (NO)	9	0	182	27	49	.551	4	8	.500	8	8	1.000	14	25	39	8	17	0	5	10	7	66	7.3
Alvarado	54	1	834	131	294	.446	32	110	.291	36	53	.679	25	75	100	152	73	0	71	40	7	330	6.1
Lewis	24	0	341	59	146	.404	3	58	.224	10	12	.833	9	30	39	49	17	0	11	26	1	141	5.9
Marshall	55	4	735	109	269	.405	21	105	.200	74	93	.796	38	104	142	62	69	1	33	46	8	313	5.7
Murphy	62	1	864	109	277	.394	7	186	.382	45	51	.882	47	100	147	38	60	0	23	16	7	334	5.4
Temple	59	16	1098	111	295	.376	59	185	.319	28	41	.683	29	114	143	74	81	0	43	42	23	309	5.2
Snell (TOT)	53	12	822	69	171	.404	45	128	.352	4	4	1.000	16	87	103	28	70	0	16	19	9	187	3.5
Snell (NO)	15	2	277	33	74	.446	21	53	.396	1	1	1.000	5	26	31	8	26	0	8	8	2	88	5.9
Wallace	6	0	75	7	20	.350	2	8	.250	1	5	.200	0	8	8	1	7	0	3	2	1	17	2.8
Satoransky	32	3	481	32	107	.299	5	31	.161	19	25	.760	18	46	64	76	33	0	14	23	1	88	2.8
Clark	38	1	378	33	88	.375	28	70	.400	7	10	.700	23	67	90	18	20	0	13	10	7	101	2.7
Johnson (TOT)	23	0	167	17	39	.436	0	4	.000	7	12	.583	28	33	61	9	18	0	5	12	0	41	1.8
Johnson (NO)	4	0	28	3	10	.300	0	0	---	3	4	.750	7	6	13	1	3	0	2	1	0	9	2.3
Louzada	2	0	7	0	3	.000	0	3	.000	0	0	---	2	0	2	1	0	0	0	0	0	0	0.0
PELICANS	82	-	19755	3294	7212	.457	873	2629	.332	1501	1903	.789	981	2726	3707	2047	1612	12	680	1153	328	8962	109.3
OPPONENTS	82	-	19755	3301	7009	.471	1064	2913	.365	1577	1753	.786	759	2666	3425	2039	1681	9	605	1164	391	9043	110.3

GAME-BY-GAME

Date	H/A	W/L	Opp	NOP/Opp	Record	Date	H/A	W/L	Opp	NOP/Opp	Record	Date	H/A	W/L	Opp	NOP/Opp	Record						
10/20	H	L	PHI	97-117	0-1	12/12	A	L	SAS	97-112	8-21	2/14	H	W	TOR	120-90	23-34						
10/22	A	L	CHI	112-128	0-2	10/25	A	W	OKC	113-110	9-21	2/15	H	L	MEM	109-121	22-35						
10/23	A	L	MIN	89-86	0-3	12/17	H	W	MIL	116-112	10-21	2/17	H	L	DAL	118-125	22-36						
10/25	A	W	MIN	107-98	1-3	12/21	H	W	POR	111-97	11-21	2/25	A	W	PHX	117-102	24-36						
10/27	H	L	ATL	99-102	1-4	12/23	A	W	ORL	110-104	12-21	2/27	A	W	LAL	123-95	25-36						
10/29	H	L	SAC	109-113	1-5	12/26	A	L	OKC	112-117	12-22	3/2	H	W	SAC	125-95	26-36						
10/30	H	L	NYK	117-123	1-6	1/28	H	W	CLE	108-104	13-22	3/4	H	W	UTA	124-90	27-36						
11/2	A	L	PHX	100-112	1-7	1/31	H	L	MIL	113-136	13-23	3/6	A	L	DET	130-138	26-37						
11/3	A	L	SAC	99-112	1-8	1/3	H	L	UTA	104-115	13-24	3/8	A	L	MEM	111-132	26-38						
11/5	A	L	GSW	85-126	1-9	1/4	H	L	PHX	110-123	13-25	3/9	H	L	ORL	102-108	26-39						
11/8	A	L	DAL	92-108	1-10	1/6	H	W	GSW	101-96	14-25	3/15	H	L	CHA	120-142	26-40						
11/10	H	L	OKC	100-108	1-11	1/9	A	L	TOR	101-105	14-26	3/11	H	W	HOU	130-105	28-40						
11/12	H	L	BKN	112-120	1-12	1/11	H	W	MIN	128-124	15-26	3/15	H	L	PHX	115-131	27-41						
11/13	H	W	MEM	112-101	2-12	1/13	H	W	LAC	113-89	16-26	3/18	A	W	SAS	124-91	29-41						
11/15	A	L	WAS	100-105	2-13	1/15	A	L	BKN	105-120	16-27	3/20	A	W	ATL	117-112	30-41						
11/17	A	L	MIA	98-115	2-14	1/17	A	L	BOS	92-104	16-28	3/21	A	L	CHA	103-106	29-42						
11/19	H	W	LAC	94-81	3-14	1/20	A	W	NYK	102-91	17-28	3/24	H	W	CHI	126-109	31-42						
11/20	A	L	IND	94-111	3-15	1/24	H	W	IND	117-113	18-28	3/26	H	L	SAS	103-107	30-43						
11/22	H	L	MIN	96-110	3-16	1/25	A	L	PHI	107-117	18-29	3/27	H	W	LAL	116-108	32-43						
11/24	H	W	WAS	127-102	4-16	1/26	H	L	DEN	105-116	18-30	3/30	A	W	POR	117-107	33-43						
11/26	A	W	UTA	98-97	5-16	1/28	H	L	BOS	97-107	18-31	4/1	A	W	LAL	114-111	34-43						
11/27	A	L	UTA	105-127	5-17	1/31	A	L	CLE	90-93	18-32	4/3	A	L	LAC	100-119	33-44						
11/29	A	W	LAC	123-104	6-17	2/1	A	W	DET	111-101	19-32	4/5	A	W	SAC	123-109	35-44						
12/1	H	L	DAL	107-139	6-18	2/4	A	W	DEN	113-105	20-32	4/7	H	W	POR	123-94	36-44						
12/3	A	W	DAL	107-91	7-18	2/6	A	W	HOU	120-107	21-32	4/9	A	L	MEM	114-141	36-45						
12/5	A	L	HOU	108-118	7-19	2/8	H	W	HOU	110-97	22-32	4/10	H	L	GSW	107-128	36-46						
12/8	H	L	DEN	114-120	7-20	2/10	H	L	MIA	97-112	22-33												
12/10	H	W	DET	109-93	8-20	2/12	H	L	SAS	114-124	22-34												

* - overtime

TEAM HISTORY

2020-21 ROSTER & STATS

RECORD: 31-41

WEST: 18-24

EAST: 13-17

DIVISION: 6-6

HOME: 18-18

ROAD: 13-23

OVERTIME: 2-4

Head Coach: Stan Van Gundy, SUNY Brockport

Assistant Coaches: Bob Beyer, Alfred; Casey Hill, Trinity; Fred Vinson, Georgia Tech; Rex Walters, Kansas;

Teresa Weatherspoon, Louisiana Tech

VP of Player Care & Performance: Aaron Nelson, Iowa State

2020-21 FINAL STATISTICS

Player	G	GS	MIN	FG	FGA	PCT	3FG	3FGA	PCT	FT	FTA	PCT	OFF	DEF	TOT	AST	PF	DQ	STL	TO	BLK	PIS	AVG
Williamson	61	61	2026	634	1037	.611	10	34	.294	369	529	.698	167	274	441	226	135	1	57	167	39	1647	27.0
Ingram	61	61	2095	513	1101	.466	143	375	.381	281	320	.878	34	265	299	296	124	0	42	154	36	1450	23.8
Bail	55	55	1747	290	700	.414	172	455	.378	50	64	.781	33	230	263	316	103	0	82	123	31	802	14.6
Bledsoe	71	70	2111	307	730	.421	121	355	.341	134	195	.687	29	215	244	268	112	0	55	114	24	869	12.2
Alexander-Walker	46	13	1007	192	458	.419	76	219	.347	48	66	.727	13	131	144	102	88	1	47	69	22	508	11.0
Hart	47	4	1349	151	344	.439	63	193	.326	69	89	.775	53	324	377	109	111	0	38	49	12	434	9.2
Redick	31	0	576	87	214	.407	51	140	.364	45	47	.957	3	49	52	40	37	1	9	25	2	270	8.7
Hernangómez	47	12	846	151	268	.563	1	10	.100	62	93	.667	117	217	334	50	68	0	22	34	23	365	7.8
Marshall	32	10	700	82	209	.392	29	83	.349	53	75	.707	15	133	148	88	58	1	26	38	10	246	7.7
Thomas	3	0	48	9	27	.333	3	12	.25	2	2	1.000	1	3	4	5	3	0	1	6	0	23	7.7
Adams	58	58	1605	189	308	.614	0	3	.000	60	135	.444	213	301	514	111	113	0	54	78	38	438	7.6
Hayes	60	3	964	175	280	.625	6	14	.429	93	120	.775	92	165	257	35	101	0	25	39	38	449	7.5
Johnson (TOT)	51	12	1043	146	327	.446	31	120	.258	45	76	.592	32	146	177	98	120	0	42	55	42	368	7.2
Johnson (NO)	22	11	539	79	182	.434	16	60	.267	28	47	.596	18	73	91	48	61	0	18	28	19	202	9.2
Lewis	54	0	904	130	337	.386	40	120	.333	43	51	.843	12	59	71	124	88	1	38	34	10	343	6.4
Gabriel	21	0	241	24	60	.400	13	32	.406	11	17	.647	20	34	54	11	32	1	9	15	8	72	3.4
Louzada	3	0	56	3	13	.231	2	8	.250	0	0	--	1	2	3	3	5	0	2	3	0	8	2.7
Iwuanda	41	4	539	34	102	.333	5	41	.122	26	31	.839	15	75	90	18	49	0	15	19	4	99	2.4
Iwuundu (TOT)	18	1	251	17	50	.340	2	18	.111	14	17	.824	9	37	46	8	23	0	6	13	1	50	2.8
Iwuundu (NO)	20	0	241	15	59	.254	7	37	.189	6	7	.857	12	45	57	25	28	0	9	7	1	43	2.0
Melli	9	0	48	5	13	.385	4	12	.333	1	2	.500	2	7	9	3	1	0	0	2	0	15	1.7
Nunnally	14	1	73	7	21	.333	3	9	.333	0	2	.000	1	4	5	4	3	0	5	4	1	17	1.2
Magnay	1	0	3	0	1	.000	0	1	.000	0	0	--	0	0	0	0	0	0	0	0	0	0	0.0
PELICANS	72	-	17430	3060	6412	.477	762	2190	.348	1369	1878	.729	845	2568	3413	1872	1295	6	545	1052	315	8251	114.6
OPPONENTS	72	-	17430	3016	6431	.469	1043	2745	.380	1197	1516	.790	644	2366	3010	1866	1534	16	555	961	426	8272	114.9

GAME-BY-GAME

Date	H/A	W/L	Opp	NOP/Opp	Record	Date	H/A	W/L	Opp	NOP/Opp	Record	Date	H/A	W/L	Opp	NOP/Opp	Record
12/23	A	W	TOR	115-99	1-0	2/19	H	L	PHX	114-132	12-17	4/18	A	L	NYK	112-122*	25-32
12/25	A	L	MIA	98-111	1-1	2/21	H	W	BOS	120-115*	13-17	4/20	H	L	BKN	129-134	25-33
12/27	H	W	SAS	98-95	2-1	2/24	H	W	DET	128-118	14-17	4/22	A	W	ORL	135-100	26-33
12/29	A	L	PHX	86-111	2-2	2/25	A	L	MIL	125-129	14-18	4/24	H	L	SAS	108-110	26-34
12/31	A	W	OKC	115-80	3-2	2/27	A	L	SAS	114-117	14-19	4/26	H	W	LAC	120-103	27-34
1/2	H	W	TOR	120-116	4-2	3/1	H	W	UTA	129-124	15-19	4/28	A	L	DEN	112-114	27-35
1/4	H	L	IND	116-118*	4-3	3/3	H	L	CHI	124-128	15-20	4/29	A	W	OKC	109-95	28-35
1/6	H	L	OKC	110-111	4-4	3/4	H	L	MIA	95-103	15-21	5/1	A	W	MIN	140-136*	29-35
1/8	H	L	CHA	110-118	4-5	3/11	H	L	MIN	105-135	15-22	5/3	H	L	BKN	108-123	29-36
1/13	A	L	LAC	106-111	4-6	3/12	H	W	CLE	116-82	16-22	5/4	H	W	CSW	108-103	30-36
1/15	A	L	LAL	95-112	4-7	3/14	H	W	LAC	135-115	17-22	5/7	A	L	PHI	107-109	30-37
1/19	A	W	SAC	102-118	5-7	3/16	A	L	POR	124-125	17-23	5/9	A	W	CHA	112-110	31-37
1/19	A	L	UTA	102-118	5-8	3/18	A	L	POR	93-101	17-24	5/10	A	L	MEM	110-115	31-38
1/21	A	L	UTA	118-129	5-9	3/21	A	W	DEN	113-108	18-24	5/12	A	L	DAL	107-125	31-39
1/23	A	L	MIN	110-120	5-10	3/23	H	W	LAL	128-111	19-24	5/14	A	L	CSW	122-125	31-40
1/27	H	W	WAS	124-106	6-10	3/26	H	L	DEN	108-113	19-25	5/16	H	L	LAL	98-110	31-41
1/29	H	W	MIL	131-126	7-10	3/27	H	W	DAL	112-103	20-25						
1/30	H	L	HOU	112-126	7-11	3/29	A	W	BOS	115-109	21-25						
1/1	H	L	SAC	109-118	7-12	4/1	H	L	ORL	110-115*	21-26						
2/3	H	W	PHX	123-101	8-12	4/2	H	L	ATL	103-126	21-27						
2/5	A	W	IND	114-113	9-12	4/4	A	W	HOU	122-115	22-27						
2/6	H	W	MEM	118-109	10-12	4/6	A	L	ATL	107-123	22-28						
2/9	H	W	HOU	130-101	11-12	4/7	A	L	BKN	111-139	22-29						
2/10	A	L	CHI	116-129	11-13	4/9	H	W	PHI	101-94	23-29						
2/12	A	L	DAL	130-143	11-14	4/11	A	W	CLE	116-109	24-29						
2/14	A	L	DET	112-123	11-15	4/12	H	W	SAC	117-110	25-29						
2/16	A	W	MEM	144-113	12-15	4/14	H	L	NYK	106-116	25-30						
2/17	H	L	POR	124-126	12-16	4/16	A	L	WAS	115-117*	25-31						

* - overtime

TEAM HISTORY

2019-20 ROSTER & STATS

RECORD: 30-42
WEST: 18-30
EAST: 12-12
DIVISION: 4-9
HOME: 15-21
ROAD: 15-21
OVERTIME: 2-4

Head Coach: Alvin Gentry, Appalachian State
Associate Head Coaches: Chris Finch, Franklin & Marshall College;
 Jeff Bzdelik, Illinois-Chicago
Assistant Coaches: Fred Vinson, Georgia Tech;
 Jamelle McMillan, Arizona State; Joe Boylan, Emerson College;
 Michael Ruffin, Tulsa
VP of Player Care & Performance: Aaron Nelson, Iowa State

2019-20 FINAL STATISTICS

Player	G	GS	MIN	FG	FGA	PCT	3FG	3FGA	PCT	FT	FTA	PCT	OFF	DEF	TOT	AST	PF	DO	STL	TO	BLK	PTS	AVG
Ingram	62	62	2104	507	1096	.463	150	384	.391	313	368	.851	51	329	380	259	179	4	61	189	38	1477	23.8
Williamson	24	24	668	210	360	.583	6	14	.429	114	178	.640	64	86	150	50	42	0	16	59	9	540	22.5
Holiday	61	61	2117	458	1006	.455	122	346	.353	129	182	.709	77	216	293	408	145	0	99	184	48	1167	19.1
Redick	60	36	1581	286	631	.453	180	397	.453	165	185	.892	10	141	151	119	96	0	20	75	10	917	15.3
Ball	63	54	2025	277	687	.403	148	395	.375	43	76	.566	71	312	383	438	128	0	88	193	38	745	11.8
Hart	65	16	1755	225	532	.423	121	354	.342	85	115	.739	61	364	425	108	160	2	63	75	23	656	10.1
Favors	51	49	1243	209	339	.617	1	7	.143	40	71	.563	163	338	501	81	107	0	30	55	46	459	9.0
Moore	56	6	1020	186	437	.426	63	167	.377	31	45	.689	31	100	131	78	80	0	32	40	11	466	8.3
Okafor	30	9	467	101	162	.623	1	3	.333	40	62	.645	48	79	127	37	67	1	7	38	22	243	8.1
Thornwell	2	0	35	6	11	.545	2	4	.500	2	4	.500	0	4	4	4	2	0	1	2	1	16	8.0
Hayes	64	14	1080	174	259	.672	1	4	.250	123	190	.647	97	162	259	56	161	1	26	53	55	472	7.4
Melli	60	8	1042	136	323	.421	69	206	.335	54	73	.740	38	142	180	82	124	0	34	46	23	395	6.6
Jackson	59	2	797	134	331	.405	47	144	.326	56	75	.747	22	61	83	61	77	0	17	49	4	371	6.3
Alexander-Walker	47	1	591	98	266	.368	46	133	.346	25	37	.676	9	75	84	89	57	0	17	54	8	267	5.7
Williams	39	18	832	51	147	.347	25	97	.258	9	26	.346	51	135	186	57	88	0	27	22	21	136	3.5
Cheatham	4	0	51	6	9	.667	0	1	.000	0	0	---	3	6	9	3	10	0	1	4	1	12	3.0
Gray	2	0	23	1	2	.500	0	0	---	0	0	---	1	1	2	2	1	0	0	5	0	2	1.0
PELICANS	72	-	17430	3065	6598	.465	982	2656	.370	1229	1687	.729	797	2551	3348	1932	1524	8	539	1181	358	8341	115.8
OPPONENTS	72	-	17430	3077	6611	.465	880	2438	.361	1400	1775	.789	727	2501	3228	1763	1519	12	615	1045	348	8434	117.1

GAME-BY-GAME

Date	H/A	W/L	Opp	NOP/Opp	Record
10/22	A	L	TOR	122-150*	0-1
10/25	H	L	DAL	116-123	0-2
10/26	A	L	HOU	123-126	0-3
10/28	H	L	GSW	123-134	0-4
10/31	H	W	DEN	122-107	1-4
11/2	A	L	OKC	104-115	1-5
11/4	A	L	BKN	124-135	1-6
11/8	H	L	TOR	104-122	1-7
11/9	A	W	CHA	115-110	2-7
11/11	H	L	HOU	116-122	2-8
11/14	H	W	LAC	132-127	3-8
11/16	A	L	MIA	94-109	3-9
11/17	H	W	GSW	108-100	4-9
11/19	H	W	POR	115-104	5-9
11/21	A	W	PHX	124-121	6-9
11/23	A	L	UTA	120-128	6-10
11/24	A	L	LAC	109-134	6-11
11/27	H	L	LAL	110-114	6-12
11/29	A	L	OKC	104-109	6-13
12/1	H	L	OKC	104-107	6-14
12/3	H	L	DAL	97-118	6-15
12/5	H	L	PHX	132-139*	6-16
12/7	A	L	DAL	84-130	6-17
12/9	H	L	DET	103-105	6-18
12/11	A	L	MIL	112-127	6-19
12/13	A	L	PHI	109-116	6-20
12/15	H	L	ORL	119-130	6-21
12/17	H	L	BKN	101-108*	6-22

Date	H/A	W/L	Opp	NOP/Opp	Record
12/18	A	W	MIN	107-99	7-22
12/20	A	L	GSW	102-106	7-23
12/23	A	W	POR	102-94	8-23
12/25	A	W	DEN	112-100	9-23
12/28	H	W	IND	120-98	10-23
12/29	H	W	HOU	127-112	11-23
1/3	A	L	LAL	113-123	11-24
1/4	A	W	SAC	117-115	12-24
1/6	H	L	UTA	126-128	12-25
1/8	H	W	CHI	123-108	13-25
1/10	A	W	NYK	123-111	14-25
1/11	A	L	BOS	105-140	14-26
1/13	A	W	DET	117-110*	15-26
1/16	H	W	UTA	138-132*	16-26
1/18	H	L	LAC	130-133	16-27
1/20	A	W	MEM	126-116	17-27
1/22	H	L	SAS	117-121	17-28
1/24	H	L	DEN	106-113	17-29
1/26	H	W	BOS	123-108	18-29
1/28	A	W	CLE	125-111	19-29
1/31	H	W	MEM	139-111	20-29
2/2	A	L	HOU	109-117	20-30
2/4	H	L	MIL	108-120	20-31
2/6	A	W	CHI	125-119	21-31
2/8	A	W	IND	124-117	22-31
2/11	H	W	POR	138-117	23-31
2/13	H	L	OKC	118-123	23-32
2/21	A	W	POR	128-115	24-32

Date	H/A	W/L	Opp	NOP/Opp	Record
2/23	A	W	GSW	115-101	25-32
2/25	A	L	LAL	109-118	25-33
2/28	H	W	CLE	116-104	26-33
3/1	H	L	LAL	114-122	26-34
3/3	H	L	MIN	134-139	26-35
3/4	A	L	DAL	123-127*	26-36
3/6	H	W	MIA	110-104	27-36
3/8	A	W	MIN	120-107	28-36
7/30	H	L	UTA	104-106	28-37
8/1	A	L	LAC	103-126	28-38
8/3	H	W	MEM	109-99	29-38
8/6	A	L	SAC	125-140	29-39
8/7	H	W	WAS	118-107	30-39
8/9	H	L	SAS	113-122	30-40
8/11	A	L	SAC	106-112	30-41
8/13	A	L	ORL	127-133	30-42

* - overtime

TEAM HISTORY

2018-19 ROSTER & STATS

RECORD: 33-49
WEST: 23-29
EAST: 10-20
DIVISION: 8-8
HOME: 19-22
ROAD: 14-27
OVERTIME: 1-2

Head Coach: Alvin Gentry, Appalachian State
Associate Head Coach: Darren Erman, Emory University
Assistant Coaches: Chris Finch, Franklin & Marshall College;
 Kevin Hanson, San Diego; Fred Vinson, Georgia Tech;
 Mike Penberthy, The Master's College; Joe Boylan, Emerson College
Director of Medical Services: Dr. Misty Suri, Pennsylvania

2018-19 FINAL STATISTICS

PLAYER	G	GS	MIN	FG	FGA	PCT	3FG	3FGA	PCT	FT	FTA	PCT	OFF	DEF	TOT	AST	PF	DQ	STL	TO	BLK	PIS	AVG
Davis	56	56	1850	530	1026	.517	48	145	.331	344	433	.794	174	498	672	218	132	0	88	112	135	1452	25.9
Randle	75	49	2232	571	1089	.524	67	195	.344	356	487	.731	162	472	634	229	246	3	52	208	45	1565	21.4
Holiday	67	67	2402	547	1159	.472	118	363	.325	208	271	.768	75	259	334	518	148	2	109	210	54	1420	21.2
Mirotic	32	22	925	182	407	.447	85	231	.368	85	101	.842	46	218	264	35	86	0	21	37	25	534	16.7
Moore	55	36	463	256	532	.481	76	176	.432	45	59	.763	35	92	127	102	112	0	40	59	8	633	11.9
Payton	42	42	1250	179	412	.434	33	105	.314	55	74	.743	49	171	220	320	81	0	44	112	17	446	10.6
Miller	69	15	1758	189	484	.390	133	364	.365	56	71	.789	14	114	128	146	165	1	40	59	23	567	8.2
Okafor	59	24	935	212	362	.586	1	5	.200	59	89	.663	82	196	278	40	96	0	15	52	40	484	8.2
Wood (TOT)	21	2	250	61	117	.521	9	26	.346	41	56	.732	17	66	83	8	17	0	7	17	10	172	8.2
Wood (NO)	8	2	189	49	92	.533	6	21	.286	31	41	.756	13	50	63	6	14	0	7	14	10	135	16.9
Jackson	61	16	1169	194	447	.434	53	169	.314	54	73	.740	25	109	134	69	92	0	25	48	2	495	8.1
S. Johnson (TOT)	66	7	1207	171	440	.389	62	215	.288	50	64	.781	34	183	217	88	114	0	60	81	14	454	6.9
S. Johnson (NO)	18	0	247	38	91	.418	11	34	.324	9	13	.692	9	33	42	28	22	0	12	26	1	96	5.3
Clark	60	6	973	151	383	.394	66	202	.327	33	37	.892	13	76	89	94	95	0	22	58	8	401	6.7
Williams	46	29	1079	107	279	.384	52	156	.333	13	19	.684	55	164	219	83	95	0	45	36	19	279	6.1
Diallo	64	1	896	168	271	.620	1	4	.250	50	67	.746	75	257	332	33	113	0	29	49	33	387	6.0
Frazier	47	17	909	88	195	.451	27	77	.351	32	41	.780	32	105	137	206	93	0	25	60	4	235	5.0
Hill	44	15	878	68	178	.382	32	101	.317	23	32	.719	34	99	133	55	80	0	23	31	10	191	4.3
W. Johnson	26	13	377	35	88	.398	19	50	.380	6	9	.667	10	44	54	16	45	1	12	12	7	95	3.7
Smith (TOT)	20	1	191	21	59	.356	9	26	.346	14	16	.875	16	36	52	14	30	0	3	13	7	65	3.3
Smith (NO)	2	0	20	2	9	.222	2	7	.286	2	2	1.000	2	2	4	1	3	0	0	1	0	8	4.0
Harrison (TOT)	17	0	186	16	53	.302	5	25	.200	17	18	.944	6	14	20	24	34	1	4	12	2	54	3.2
Harrison (NO)	6	0	38	3	12	.250	2	10	.200	1	2	.500	2	3	5	7	7	0	0	2	0	9	1.5
Bertans	12	0	167	12	47	.255	10	34	.294	0	0	---	2	7	9	10	7	0	1	2	0	34	2.8
PELICANS	82	-	19755	3581	7563	.473	842	2449	.344	1462	1921	.761	909	2969	3878	2216	1732	7	610	1215	441	9466	115.4
OPPONENTS	82	-	19755	3549	7610	.466	1006	2766	.364	1471	1926	.764	898	2855	3753	2174	1722	11	702	1113	445	9575	116.8

GAME-BY-GAME

Date	H/A	W/L	Opp	NOP/Opp	Record	Date	H/A	W/L	Opp	NOP/Opp	Record	Date	H/A	W/L	Opp	NOP/Opp	Record
10/17	A	W	HOU	131-112	1-0	12/10	A	L	BOS	100-113	14-15	2/9	A	L	MEM	90-99	25-32
10/19	H	W	SAC	149-129	2-0	12/12	H	W	OKC	118-114	15-15	2/12	H	L	ORL	88-118	25-33
10/23	H	W	LAC	116-109	3-0	12/16	H	L	MIA	96-102	15-16	2/14	H	W	OKC	131-122	26-33
10/26	H	W	BKN	117-115	4-0	12/19	A	L	MIL	115-123	15-17	2/22	H	L	IND	111-126	26-34
10/27	H	L	UTA	111-132	4-1	12/21	A	L	LAL	104-112	15-18	2/23	H	W	LAL	128-115	27-34
10/29	A	L	DEN	111-116	4-2	12/23	A	L	SAC	117-122	15-19	2/25	H	L	PHI	110-111	27-35
10/31	A	L	GSW	121-131	4-3	12/26	A	L	DAL	119-122	15-20	2/27	A	L	LAL	119-125	27-36
11/1	A	L	POR	119-132	4-4	12/28	H	W	DAL	114-112	16-20	3/1	A	W	PHX	130-116	28-36
11/3	A	L	SAS	95-109	4-5	12/29	H	L	HOU	104-108	16-21	3/2	A	W	DEN	120-112	29-36
11/5	A	L	OKC	116-122	4-6	12/31	H	W	MIN	123-114	17-21	3/4	A	W	UTA	115-112	30-36
11/7	H	W	CHI	107-98	5-6	1/2	A	L	BKN	121-126	17-22	3/6	H	L	UTA	104-114	30-37
11/10	H	W	PHX	119-99	6-6	1/5	A	W	CLE	133-198	18-22	3/8	H	L	TOR	104-127	30-38
11/12	A	W	TOR	126-110	7-6	1/7	H	W	MEM	114-95	19-22	3/10	A	L	ATL	116-128	30-39
11/14	A	L	MIN	100-107	7-7	1/9	H	W	CLE	140-124	20-22	3/12	H	L	MIL	113-130	30-40
11/16	H	W	NYK	129-124	8-7	1/12	A	L	MIN	106-110	20-23	3/15	H	L	POR	110-122	30-41
11/17	H	W	DEN	125-115	9-7	1/14	A	W	LAC	121-117	21-23	3/16	H	L	PHX	136-138*	30-42
11/19	H	W	SAS	140-128	10-7	1/16	A	L	GSW	140-147	21-24	3/18	A	W	DAL	129-125*	31-42
11/21	A	L	PHI	120-121	10-8	1/18	A	L	POR	112-128	21-25	3/20	A	L	ORL	96-119	31-43
11/25	A	L	NYK	129-124	10-9	1/21	A	W	MEM	105-85	22-25	3/24	H	L	HOU	90-113	31-44
11/24	A	L	WAS	125-115	10-10	1/25	H	L	DET	94-98	22-26	3/26	H	L	ATL	120-130	31-45
11/26	H	L	BOS	107-124	10-11	1/24	A	L	OKC	116-122	22-27	3/28	H	W	SAC	121-118	32-45
11/28	H	W	WAS	125-104	11-11	1/26	H	L	SAS	114-126	22-28	3/31	H	L	LAL	102-130	32-46
11/30	A	L	MIA	101-106	11-12	1/29	A	W	HOU	121-116	23-28	4/3	H	L	CHA	109-115	32-47
12/2	A	W	CHA	119-109	12-12	1/30	H	L	DEN	99-105	23-29	4/5	A	L	PHX	126-133*	32-48
12/3	H	L	LAC	126-129	12-13	2/4	A	L	SAS	108-113	23-30	4/7	A	W	SAC	133-129	33-48
12/5	H	W	DAL	132-106	13-13	2/4	H	L	IND	107-109	23-31	4/9	H	L	GSW	103-112	33-49
12/7	H	L	MEM	103-107	13-14	2/6	A	W	CHI	125-120	24-31						
12/9	A	W	DET	116-108	14-14	2/8	H	W	MIN	122-117	25-31						

* - overtime

TEAM HISTORY

2017-18 ROSTER & STATS

RECORD: 48-34
WEST: 27-25
EAST: 21-9
DIVISION: 9-7
HOME: 24-17
ROAD: 24-17
OVERTIME: 7-2

Head Coach: Alvin Gentry, Appalachian State
Associate Head Coach: Darren Erman, Emory University
Assistant Coaches: Chris Finch, Franklin & Marshall College;
 Kevin Hanson, San Diego; Fred Vinson, Georgia Tech;
 Jamelle McMillan, Arizona State; Mike Penberthy, The Master's College
Athletic Trainer: Duane Brooks, Florida A&M

2017-18 FINAL STATISTICS

PLAYER	G	GS	MIN	FG	FGA	PCT	3FG	3FGA	PCT	FT	FTA	PCT	OFF	DEF	TOT	AST	PF	DQ	STL	TO	BLK	PIS	AVG
Anthony Davis	75	75	2727	780	1462	.534	55	162	.340	495	598	.828	187	645	832	174	159	2	115	162	193	2110	28.1
DeMarcus Cousins	48	48	1737	406	864	.470	104	294	.354	294	394	.746	105	512	617	257	183	0	79	242	76	1210	25.2
Jrue Holiday	81	81	2927	615	1244	.494	120	356	.337	187	238	.786	62	303	365	486	201	1	123	213	64	1537	19.0
Nikola Mirotic (TOT)	55	14	1494	306	684	.447	135	358	.377	112	137	.818	59	346	405	80	108	0	44	62	39	859	15.6
Nikola Mirotic (NO)	30	11	872	163	382	.427	66	197	.335	47	58	.810	41	205	246	41	63	0	29	31	26	439	14.6
E'Twaun Moore	86	80	2586	423	832	.508	128	301	.425	48	68	.706	57	181	238	187	182	0	79	102	12	1022	12.5
Mike James (TOT)	32	10	686	123	321	.383	26	98	.265	64	84	.762	13	77	90	126	48	0	28	49	7	336	9.5
Mike James (NO)	4	0	18	2	9	.222	0	1	.000	0	0	---	1	0	1	6	3	0	1	0	4	1.0	
Rajon Rondo	65	63	1705	231	494	.468	50	150	.333	25	46	.543	31	232	263	533	119	0	70	151	10	537	8.3
Darius Miller	82	3	1944	216	487	.444	147	358	.411	58	67	.866	18	146	164	111	160	1	28	58	17	637	7.8
Ian Clark	74	2	1454	222	495	.448	62	195	.318	45	59	.763	10	117	127	110	120	0	33	57	10	551	7.4
Jordan Crawford	5	0	53	12	27	.444	8	14	.571	1	1	1.000	2	2	4	13	7	0	1	5	1	33	6.6
Jameer Nelson	43	0	898	84	205	.410	40	110	.364	13	17	.765	11	85	96	156	67	0	23	56	3	221	5.1
Dante Cunningham	51	24	1115	99	225	.440	35	108	.324	20	36	.556	50	143	193	26	75	1	27	16	16	253	5.0
Cheick Diallo	52	0	581	102	176	.580	0	0	---	50	66	.758	47	164	211	19	82	0	11	28	21	254	4.9
Tony Allen	22	0	273	44	91	.484	4	12	.333	11	21	.524	20	27	47	9	49	0	11	19	3	103	4.7
Erneka Okafor	26	19	353	48	95	.505	0	0	---	18	22	.818	47	73	120	8	30	0	8	13	25	114	4.4
Walt Lemon	5	0	35	7	16	.438	1	1	1.000	2	3	.667	0	2	2	5	5	0	0	4	1	17	3.4
Solomon Hill	12	1	187	11	41	.268	4	21	.190	3	6	.500	9	27	36	22	22	0	7	9	1	29	2.4
DeAndre Liggins (TOT)	58	4	723	40	106	.377	19	53	.358	2	5	.400	7	68	75	48	81	0	37	20	14	101	1.7
DeAndre Liggins (NO)	27	3	244	18	41	.439	8	17	.471	0	0	---	2	24	26	21	20	0	10	7	4	44	1.6
Larry Drew (TOT)	10	0	70	7	24	.292	3	9	.333	0	0	---	3	0	3	10	6	0	3	0	17	1.7	
Larry Drew (NO)	7	0	55	6	17	.353	3	6	.500	0	0	---	2	0	2	8	4	0	2	0	15	2.1	
Omer Asik	14	0	121	7	16	.438	0	0	---	4	12	.333	7	30	37	2	14	0	1	5	2	18	1.3
Jalen Jones	4	0	19	1	4	.250	1	1	1.000	2	2	1.000	0	3	3	0	2	0	0	0	0	5	1.3
Josh Smith	3	0	12	1	4	.250	0	0	---	0	0	---	3	1	4	0	3	0	0	0	0	2	0.7
Charles Cooke	13	0	38	2	14	.143	1	8	.125	1	2	.500	0	2	2	1	0	0	1	1	0	6	0.5
PELICANS	82	-	19955	3500	7241	.483	837	2312	.362	1324	1716	.772	712	2924	3636	2195	1570	5	657	1223	485	9161	111.7
OPPONENTS	82	-	19955	3423	7539	.454	891	2509	.355	1317	1679	.784	887	2843	3730	1947	1669	14	670	1186	344	9054	110.4

GAME-BY-GAME

Date	H/A	W/L	Opp	NOP/Opp	Record	Date	H/A	W/L	Opp	NOP/Opp	Record	Date	H/A	W/L	Opp	NOP/Opp	Record						
10/18	A	L	MEM	91-103	0-1	12/13	H	W	MIL	115-108	15-14	2/14	H	W	LAL	139-117	31-26						
10/20	H	L	GSW	120-128	0-2	12/15	A	L	DEN	111-117*	15-15	2/23	A	W	MIA	124-123*	32-26						
10/22	A	W	LAL	119-112	1-2	12/19	A	L	WAS	106-116	15-16	2/25	A	W	MIL	123-121*	33-26						
10/24	A	L	POR	93-103	1-3	12/22	A	W	ORL	111-97	16-16	2/26	H	W	PHX	125-116	34-26						
10/26	A	W	SAC	114-106	2-3	12/25	A	W	MIA	109-94	17-16	2/28	A	W	SAS	121-116	35-26						
10/28	H	W	CLE	123-101	3-3	12/27	H	W	BKN	128-113	18-16	3/4	A	W	DAL	126-109	36-26						
10/30	H	L	ORL	99-115	3-4	12/29	H	L	DAL	120-128	18-17	3/6	A	W	LAC	121-116	37-26						
11/3	A	L	MIN	98-104	3-5	12/30	H	L	NYK	103-105	18-18	3/7	A	W	SAC	114-101	38-26						
11/5	A	W	DAL	99-94	4-5	1/5	A	W	UTA	108-98	19-18	3/9	H	L	WAS	97-116	38-27						
11/4	A	W	CHI	96-90*	5-5	1/6	A	L	MIN	98-116	19-19	3/11	H	L	UTA	99-116	38-28						
11/7	A	W	IND	117-112	6-5	1/8	H	W	DET	112-109	20-19	3/13	H	W	CHA	119-115	39-28						
11/9	A	L	TOR	118-122	6-6	1/10	A	L	MEM	102-105	20-20	3/15	A	L	SAS	93-98	39-29						
11/11	H	W	LAC	111-103	7-6	1/12	H	W	POR	119-113	21-20	3/17	H	L	HOU	101-107	39-30						
11/13	H	W	ATL	106-105	8-6	1/14	A	W	NYK	123-118*	22-20	3/18	H	W	BOS	108-89	40-30						
11/15	H	L	TOR	116-125	8-7	1/16	A	W	BOS	116-113*	23-20	3/20	H	W	DAL	115-105	41-30						
11/17	A	L	DEN	114-146	8-8	1/17	A	L	ATL	93-94	23-21	3/21	H	W	IND	96-92	42-30						
11/20	H	W	OKC	114-107	9-8	1/20	H	W	MEM	111-104	24-21	3/22	H	W	LAL	128-125	43-30						
11/22	H	W	SAS	107-90	10-8	1/22	H	W	CHI	132-128**	25-21	3/24	A	L	HOU	91-114	43-31						
11/24	A	W	PHX	115-91	11-8	1/24	A	W	CHA	101-96	26-21	3/27	H	L	POR	103-107	43-32						
11/25	A	L	GSW	95-110	11-9	1/26	H	W	HOU	115-113	27-21	3/30	A	L	CLE	102-107	43-33						
11/29	H	L	MIN	102-120	11-10	1/28	H	L	LAC	103-112	27-22	4/1	H	L	OKC	104-109	43-34						
12/1	A	L	UTA	108-114	11-11	1/30	H	L	SAC	103-114	27-23	4/4	H	W	MEM	123-95	44-34						
12/2	A	W	POR	123-116	12-11	2/2	A	W	OKC	114-100	28-23	4/6	A	W	PHX	122-103	45-34						
12/4	H	L	GSW	115-125	12-12	2/3	A	L	MIN	107-118	28-24	4/7	A	W	GSW	126-120	46-34						
12/6	H	W	DEN	123-114	13-12	2/5	H	L	UTA	109-133	28-25	4/9	A	W	LAC	113-100	47-34						
12/8	H	L	SAC	109-116*	13-13	2/9	A	L	PHI	82-100	28-26	4/11	H	W	SAS	122-98	48-34						
12/10	H	W	PHI	131-124	14-13	2/10	A	W	BKN	138-128**	29-26												
12/11	A	L	HOU	123-130	14-14	2/12	A	W	DET	118-103	30-26												

* - overtime

TEAM HISTORY

2016-17 ROSTER & STATS

RECORD: 34-48
WEST: 20-32
EASt: 14-16
DIVISION: 6-10
HOME: 21-20
ROAD: 13-28
OVERTIME: 3-5

Head Coach: Alvin Gentry, Appalachian State
Associate Head Coach: Darren Erman, Emory University
Assistant Coaches: Robert Pack, USC; Phil Weber, N.C. State;
 Fred Vinson, Georgia Tech; Kevin Hanson, San Diego;
 Jamelle McMillan, Arizona State; Elvis Valcarcel, Rutgers
Athletic Trainer: Duane Brooks, Florida A&M

2016-17 FINAL STATISTICS

PLAYER	G	GS	MIN	FG	FGA	PCT	3FG	3FGA	PCT	FT	FTA	PCT	OFF	DEF	TOT	AST	PF	DQ	STL	TO	BLK	PTS	AVG
Anthony Davis	75	75	2708	770	1526	.505	40	134	.299	519	647	.802	172	712	884	157	168	0	94	181	167	2099	28.0
DeMarcus Cousins(TOT)	72	72	2465	647	1432	.452	151	363	.361	517	670	.772	152	642	794	332	278	7	100	269	93	1942	27.0
DeMarcus Cousins(NO)	17	17	574	142	314	.452	36	96	.375	94	121	.777	37	174	211	66	75	3	25	62	19	414	24.4
Jrue Holiday	67	61	2190	405	893	.454	100	281	.356	119	168	.708	46	218	264	488	133	0	100	194	44	1029	15.4
Jordan Crawford	19	0	442	105	218	.482	37	95	.389	20	26	.769	4	30	34	57	30	0	11	25	2	267	14.1
Omri Casspi	1	0	24	5	9	.556	2	4	.500	0	0	---	1	1	2	0	3	0	2	0	0	12	12.0
Terrence Jones	51	12	1264	231	489	.472	19	75	.253	103	170	.606	65	238	303	59	67	1	39	48	53	584	11.5
Lance Stephenson	6	0	162	26	55	.473	1	10	.100	5	8	.625	3	15	18	29	18	0	2	11	1	58	9.7
E'Twaun Moore	75	22	1820	283	619	.458	77	208	.370	57	74	.770	33	119	152	164	131	0	50	62	32	700	9.6
Tyreke Evans	26	0	474	91	227	.401	21	70	.300	45	58	.776	6	80	86	91	41	0	23	39	4	248	9.5
Langston Galloway	55	0	1120	165	441	.374	101	268	.377	40	52	.769	20	101	121	65	76	0	40	28	5	471	8.6
Buddy Hield	57	37	1161	185	471	.393	89	241	.369	29	33	.879	19	147	166	77	81	0	18	48	7	488	8.6
Tim Frazier	65	35	1525	163	404	.403	40	128	.313	98	129	.760	34	139	173	335	133	1	56	101	6	464	7.1
Solomon Hill	80	71	2374	183	478	.383	94	270	.348	103	128	.805	51	256	307	141	182	0	72	82	32	563	7.0
Dante Cunningham	66	35	1649	174	359	.485	71	181	.392	16	27	.593	56	221	277	37	100	0	39	28	28	435	6.6
Quinn Cook(TOT)	14	0	187	33	66	.500	11	26	.423	2	5	.400	1	6	7	26	13	0	4	13	0	79	5.6
Quinn Cook(NO)	9	0	111	22	41	.537	6	12	.500	2	3	.667	1	3	4	14	7	0	3	5	0	52	5.8
Wayne Selden	3	3	47	5	8	.625	4	7	.571	2	4	.500	0	5	5	1	6	0	2	3	0	16	5.3
Alexis Ajinca	39	15	584	89	178	.500	0	4	.000	29	40	.725	46	131	177	12	77	0	20	31	22	207	5.3
Hollis Thompson(TOT)	40	9	752	77	200	.385	32	95	.337	19	29	.655	19	93	112	35	69	0	20	11	6	205	5.1
Hollis Thompson(NO)	9	8	191	11	41	.268	6	24	.250	6	9	.667	4	24	28	9	14	0	6	2	0	34	3.8
Cheick Diallo	17	0	199	36	76	.474	0	1	---	15	21	.714	23	50	73	4	17	0	4	7	7	87	5.1
Archie Goodwin	3	0	30	2	5	.400	0	2	.500	10	10	1.000	0	0	0	1	1	0	0	0	1	15	5.0
Reggie Williams	6	0	79	8	23	.348	5	11	.455	6	7	.857	2	4	6	4	2	0	3	0	0	27	4.5
Donatas Motiejunas	34	0	479	57	138	.413	11	47	.234	25	49	.510	26	75	101	32	55	0	18	31	1	150	4.4
Anthony Brown	9	0	143	14	41	.341	6	24	.250	0	0	---	6	20	26	6	13	0	5	5	1	34	3.8
Jarrett Jack	2	0	33	2	3	.667	0	1	.000	2	2	1.000	0	0	0	5	4	0	2	3	0	6	3.0
Axel Toupane(TOT)	4	0	47	5	9	.556	1	4	.250	0	0	---	0	1	1	1	0	6	1	0	1	11	2.8
Axel Toupane(NO)	2	0	41	5	8	.625	1	3	.333	0	0	---	0	1	1	0	5	0	1	0	1	11	5.5
Omer Asik	31	19	482	31	65	.477	0	0	---	23	39	.590	48	115	163	15	51	0	5	14	10	85	2.7
PELICANS	82	-	19905	3210	7150	.450	768	2196	.350	1368	1825	.750	703	2879	3582	1869	1490	5	638	1054	453	8556	104.3
OPPONENTS	82	-	19905	3286	7299	.450	863	2445	.353	1293	1697	.762	872	3091	3963	1921	1581	10	603	1144	348	8728	106.4

GAME-BY-GAME

Date	H/A	W/L	Opp	NOP/Opp	Record	Date	H/A	W/L	Opp	NOP/Opp	Record	Date	H/A	W/L	Opp	NOP/Opp	Record						
10/26	H	L	DEN	102-107	0-1	12/18	A	L	SAS	100-113	9-20	2/15	A	W	MEM	95-91	23-34						
10/28	H	L	GSW	114-122	0-2	12/20	A	W	PHI	108-93	10-20	2/23	H	L	HOU	99-129	23-35						
10/29	A	L	SAS	79-98	0-3	12/21	H	L	OKC	110-121	10-21	2/25	A	L	DAL	83-96	23-36						
11/1	H	L	MIL	113-117	0-4	12/23	H	W	MIA	91-87	11-21	2/26	A	L	OKC	110-118	23-37						
11/2	A	L	MEM	83-89*	0-5	12/26	H	W	DAL	111-104	12-21	3/1	H	W	DET	109-86	24-37						
11/4	H	L	PHX	111-112*	0-6	12/28	H	W	LAC	102-98	13-21	3/3	H	L	SAS	98-101*	24-38						
11/7	A	L	GSW	106-116	0-7	12/30	H	W	NYK	104-92	14-21	3/5	A	W	LAL	105-97	25-38						
11/8	A	L	SAC	94-102	0-8	1/2	A	L	CLE	82-90	14-22	3/6	A	W	LAL	83-88	25-39						
11/10	A	W	MIL	112-106	1-8	1/5	H	L	ATL	94-99	14-23	3/8	H	L	TOR	87-94	25-40						
11/12	H	L	LAL	99-126	1-9	1/7	A	L	BOS	108-117	14-24	3/11	A	W	CHA	125-122*	26-40						
11/14	H	W	BOS	106-105	2-9	1/9	A	W	NYK	110-96	15-24	3/14	H	W	POR	100-77	27-40						
11/16	A	L	ORL	82-89	2-10	1/12	A	W	BKN	104-95	16-24	3/15	A	L	MIA	112-120	27-41						
11/18	H	W	POR	113-101	3-10	1/14	A	L	CHI	99-107	16-25	3/17	H	W	HOU	128-112	28-41						
11/19	H	W	CHA	121-116*	4-10	1/16	A	L	IND	95-98	16-26	3/19	H	W	MIN	123-109	29-41						
11/22	A	W	ATL	112-94	5-10	1/18	H	W	ORL	118-98	17-26	3/21	H	W	MEM	95-82	30-41						
11/23	H	W	MIN	117-96	6-10	1/20	H	L	BKN	114-143	17-27	3/24	A	L	HOU	107-117	30-42						
11/25	A	L	POR	104-119	6-11	1/23	H	W	CLE	124-122	18-27	3/26	A	W	UTA	115-90	31-42						
11/27	A	L	DAL	81-91	6-12	1/25	H	L	OKC	105-114	18-28	3/27	A	L	UTA	100-108	31-43						
11/29	H	W	LAL	105-88	7-12	1/27	H	W	SAS	119-103	19-28	3/29	H	W	DAL	121-118	32-43						
12/2	H	L	LAC	96-114	7-13	1/29	H	L	WAS	94-107	19-29	3/31	H	W	SAC	117-89	33-43						
12/4	A	L	OKC	92-101	7-14	1/31	A	L	TOR	106-108*	19-30	4/1	H	L	CHI	110-117	33-44						
12/5	H	L	MEM	108-110**	7-15	2/1	A	L	DET	98-118	19-31	4/4	H	L	DEN	131-154	33-45						
12/8	H	L	PHI	88-99	7-16	2/4	A	L	WAS	91-105	19-32	4/7	A	L	DEN	106-122	33-46						
12/10	A	L	LAC	105-133	7-17	2/6	H	W	PHX	111-106	20-32	4/8	A	L	GSW	101-123	33-47						
12/11	A	W	PHX	120-119*	8-17	2/8	H	L	UTA	94-127	20-33	4/11	A	L	LAL	96-108	33-48						
12/13	H	L	GSW	109-113	8-18	2/10	A	W	MIN	122-106	21-33	4/12	A	W	POR	103-100	34-48						
12/15	H	W	IND	108-93	9-18	2/12	A	L	SAC	99-105	21-34												
12/16	A	L	HOU	100-122	9-19	2/15	A	W	PHX	110-108	22-34												

* - overtime

TEAM HISTORY

2015-16 ROSTER & STATS

RECORD: 30-52
WEST: 20-32
EAST: 10-20
DIVISION: 4-12
HOME: 21-20
ROAD: 9-32
OVERTIME: 1-3

Head Coach: Alvin Gentry, Appalachian State
Associate Head Coach: Darren Erman, Emory University
Assistant Coaches: Robert Pack, USC; Phil Weber, N.C. State; Fred Vinson, Georgia Tech; Kevin Hanson, San Diego
Special Assistant to the Head Coach: Elvis Valcarcel, Rutgers
Player Development Coach: Jamelle McMillan, Arizona State
Athletic Trainer: Duane Brooks, Florida A&M

2015-16 FINAL STATISTICS

PLAYER	G	GS	MIN	FG	FGA	PCT	3FG	3FGA	PCT	FT	FTA	PCT	OFF	DEF	TOT	AST	PF	DO	STL	TOT	BLK	PTS	AVG
Anthony Davis	61	61	2164	560	1136	.493	35	108	.324	326	430	.758	130	497	627	116	148	0	78	121	125	1481	24.3
Ryan Anderson	66	7	2008	397	929	.427	131	358	.366	199	228	.873	131	265	396	73	109	0	38	90	25	1124	17.0
Jrue Holiday	65	23	1831	410	935	.439	87	259	.336	182	216	.845	27	168	195	391	148	1	88	167	22	1089	16.8
Eric Gordon	45	44	1481	231	552	.418	113	294	.384	111	125	.888	10	89	99	121	98	0	43	73	14	686	15.2
Tyrece Evans	25	25	765	136	314	.433	33	85	.388	74	93	.796	20	109	129	164	66	0	32	73	8	379	15.2
Jordan Hamilton	11	4	304	49	116	.422	13	46	.283	14	21	.667	12	50	62	25	24	0	8	17	3	125	11.4
Norris Cole	45	23	1198	196	484	.405	33	102	.324	52	65	.800	10	141	151	167	102	0	37	75	5	477	10.6
Ish Smith	27	3	617	98	228	.430	10	33	.303	33	45	.767	14	78	92	154	38	0	24	45	6	239	8.9
Toney Douglas	61	18	1262	185	445	.411	81	203	.399	84	99	.848	25	118	143	157	131	1	70	64	5	531	8.7
James Ennis (TOT)	22	5	329	54	113	.478	26	58	.448	25	34	.735	21	21	42	21	28	1	16	19	5	159	7.2
James Ennis (NO)	9	5	282	50	100	.500	24	50	.480	19	24	.792	17	18	35	18	26	1	12	17	3	143	15.9
Luke Babbitt	47	13	845	122	289	.422	44	109	.404	39	50	.780	25	123	148	53	90	0	11	23	7	327	7.0
Dante Cunningham	80	46	1971	186	412	.451	55	174	.316	57	82	.695	57	179	236	77	173	1	42	41	33	484	6.1
Alexis Ajinca	59	17	861	150	315	.476	0	1	.000	52	62	.839	75	194	269	31	134	0	19	54	36	352	6.0
Bryce Dejean-Jones	14	11	279	28	69	.406	12	32	.375	11	21	.524	8	40	48	15	17	0	10	11	2	79	5.6
Tim Frazier (TOT)	51	2	741	96	229	.419	16	48	.333	53	74	.716	26	84	110	162	73	0	33	65	2	261	5.1
Tim Frazier (NO)	16	1	469	76	169	.450	13	31	.419	45	59	.763	15	56	71	120	42	0	23	38	1	210	13.1
Alonzo Gee	73	38	1632	132	255	.518	17	60	.283	44	66	.667	60	185	245	72	169	2	63	55	13	325	4.5
Omer Asik	68	64	1178	104	195	.533	0	0	---	61	112	.545	120	294	414	26	124	0	21	60	23	269	4.0
O. Johnson (TOT)	7	1	102	9	34	.265	2	10	.200	6	8	.750	4	11	15	2	9	0	3	4	3	26	3.7
O. Johnson (NO)	5	1	54	4	17	.235	1	5	.200	1	2	.500	1	5	6	2	4	0	1	3	0	10	2.0
Kendrick Perkins	37	5	542	40	75	.533	0	0	---	11	25	.440	25	103	128	31	64	0	11	41	11	91	2.5
Jimmer Fredette	4	0	13	1	4	.250	0	1	.000	0	0	---	0	0	0	1	1	0	1	1	0	2	0.5
Nate Robinson	2	1	23	0	1	.000	0	1	.000	0	0	---	0	0	0	4	5	0	1	0	0	0	0.0
PELICANS	82	-	19780	3153	7040	.448	702	1952	.360	1415	1823	.776	782	2712	3494	1818	1715	6	635	1102	342	8423	102.7
OPPONENTS	82	-	19780	5218	6877	.468	754	2043	.369	1544	1972	.783	730	2912	3642	1899	1630	6	602	1127	423	8734	106.5

GAME-BY-GAME

Date	H/A	W/L	Opp	NOP/Opp	Record	Date	H/A	W/L	Opp	NOP/Opp	Record	Date	H/A	W/L	Opp	NOP/Opp	Record						
10/27	A	L	GSW	95-111	0-1	12/25	A	L	MIA	88-94*	9-20	2/25	H	W	OKC	123-119	23-34						
10/28	A	L	POR	94-112	0-2	12/26	H	W	HOU	110-108	10-20	2/27	H	L	MIN	110-112	23-35						
10/31	H	L	GSW	120-134	0-3	12/28	A	L	ORL	89-104	10-21	3/2	A	L	HOU	95-100	23-36						
11/3	H	L	ORL	94-103	0-4	12/31	H	L	LAC	89-95	10-22	3/5	H	L	SAS	86-94	23-37						
11/6	H	L	ATL	115-121	0-5	1/2	A	W	DAL	105-98	11-22	3/5	H	L	UTA	94-106	23-38						
11/7	A	L	DAL	98-107	0-6	1/6	H	L	DAL	91-100	11-23	3/7	H	W	SAC	115-112	24-38						
11/10	H	W	DAL	120-105	1-6	1/8	H	L	IND	86-91	11-24	3/9	A	L	CHA	113-122	24-39						
11/11	A	L	ATL	98-106	1-7	1/10	A	L	LAC	111-114*	11-25	3/11	A	L	MEM	114-121*	24-40						
11/13	A	L	TOR	81-100	1-8	1/12	A	L	LAL	91-95	11-26	3/12	A	L	MIL	92-103	24-41						
11/15	A	L	NYK	87-95	1-9	1/13	A	W	SAC	109-97	12-26	3/14	A	L	GSW	107-125	24-42						
11/17	H	L	DEN	98-115	1-10	1/15	H	W	CHA	109-107	13-26	3/16	A	W	SAC	123-108	25-42						
11/18	A	L	OKC	103-110	1-11	1/18	A	L	MEM	99-101	13-27	3/18	H	L	POR	112-117	25-43						
11/20	H	W	SAS	104-90	2-11	1/19	H	W	MIN	114-99	14-27	3/20	H	W	LAC	109-105	26-43						
11/22	H	W	PHX	122-116	3-11	1/21	H	W	DET	115-99	15-27	3/22	H	L	MIA	99-113	26-44						
11/25	A	W	PHX	120-114	4-11	1/23	H	W	MIL	116-99	16-27	3/24	A	L	IND	84-92	26-45						
11/27	A	L	LAC	90-111	4-12	1/25	H	L	HOU	111-112	16-28	3/26	H	L	TOR	91-115	26-46						
11/28	A	L	UTA	87-101	4-13	1/28	H	W	SAC	114-105	17-28	3/28	H	W	NYK	99-91	27-46						
12/1	H	L	MEM	104-113	4-14	1/30	H	W	BKN	105-103	18-28	3/30	A	L	SAS	92-100	27-47						
12/2	A	L	HOU	101-108	4-15	2/1	H	L	MEM	95-110	18-29	3/31	H	W	DEN	101-95	28-47						
12/4	H	W	CLE	114-108*	5-15	2/3	A	L	SAS	97-110	18-30	4/1	A	W	BKN	106-87	29-47						
12/7	H	L	BOS	93-111	5-16	2/4	H	L	LAL	96-99	18-31	4/5	A	L	PHI	93-107	29-48						
12/11	H	W	WAS	107-105	6-16	2/6	A	L	CLE	84-99	18-32	4/6	A	L	BOS	97-104	29-49						
12/12	A	L	CHI	94-98	6-17	2/8	A	W	MIN	116-102	19-32	4/8	H	W	LAL	110-102	30-49						
12/14	A	L	POR	101-105	6-18	2/10	H	W	UTA	100-96	20-32	4/9	H	L	PHX	100-121	30-50						
12/16	A	W	UTA	104-94	7-18	2/11	A	L	OKC	95-121	20-33	4/11	H	L	CHI	116-121	30-51						
12/18	A	L	PHX	88-104	7-19	2/19	H	W	PHI	121-114	21-33	4/13	A	L	MIN	109-144	30-52						
12/20	A	W	DEN	130-125	8-19	2/21	A	W	DET	111-106	22-33												
12/23	H	W	POR	115-89	9-19	2/23	A	L	WAS	89-109	22-34												

* - overtime

TEAM HISTORY

2014-15 ROSTER & STATS

RECORD: 45-37
WEST: 29-23
EASt: 16-14
DIVISION: 8-8
HOME: 28-13
ROAD: 17-24
OVERTIME: 0-3

Head Coach: Monty Williams, Notre Dame
Lead Assistant Coach: Randy Ayers, Miami (Ohio)
Assistant Coaches: Dave Hanners, North Carolina;
 Bryan Gates, Boise State; Fred Vinson, Georgia Tech
Athletic Trainer: Duane Brooks, Florida A&M

2014-15 FINAL STATISTICS

PLAYER	G	GS	MIN	FG	FGA	PCT	3FG	3FGA	PCT	FT	FTA	PCT	OFF	DEF	TOT	AST	PF	DQ	STL	TO	BLK	PTS	AVG
Anthony Davis	68	68	2455	642	1199	.535	1	12	.083	371	461	.805	173	523	696	149	141	0	100	95	200	1656	24.4
Tyreke Evans	76	76	2690	521	1165	.447	69	227	.304	202	291	.694	82	334	416	521	198	3	100	246	37	1313	16.6
Jrue Holiday	40	37	1303	238	534	.446	51	135	.378	65	76	.855	32	103	135	274	110	1	63	91	23	592	14.8
Ryan Anderson	61	5	1675	291	729	.399	122	359	.340	129	151	.854	108	187	295	55	113	1	33	62	20	833	13.7
Eric Gordon	61	60	2018	285	694	.411	141	315	.448	107	133	.805	28	131	159	229	145	0	50	122	14	818	13.4
Norris Cole (NO)	28	2	683	112	252	.444	28	74	.378	26	35	.745	1	50	51	90	49	1	15	41	7	278	9.9
Omer Asik	76	76	1982	213	412	.517	0	0	---	131	225	.582	244	504	748	72	144	0	29	95	54	557	7.3
Quincy Pondexter (NO)	45	28	1253	140	312	.449	74	171	.433	50	66	.758	33	105	138	66	103	0	14	41	19	404	9.0
Austin Rivers	35	3	772	86	222	.387	14	50	.280	53	71	.746	12	56	68	87	65	0	18	30	7	239	6.8
Alexis Ajaja	68	8	957	181	329	.550	0	0	---	81	99	.818	104	211	315	47	151	0	21	69	51	445	6.5
Dante Cunningham	66	27	1652	155	339	.457	1	10	.100	29	47	.617	70	186	256	50	101	0	46	35	37	340	5.2
Toney Douglas	62	0	177	19	51	.373	5	18	.278	8	13	.615	2	20	22	24	20	0	11	10	4	51	4.3
Luke Babbitt	15	19	830	92	192	.479	59	115	.513	13	19	.684	12	99	111	24	63	0	17	26	11	256	4.1
Jimmer Fredette	50	0	509	63	166	.380	9	48	.188	43	45	.956	8	32	40	58	45	0	15	33	2	178	3.6
Elliott Williams (NO)	8	0	77	8	24	.333	3	11	.273	0	2	.000	0	5	5	8	11	0	2	0	0	19	2.4
Jeff Withey	37	0	259	32	64	.500	0	0	---	34	50	.680	23	41	64	11	26	0	4	12	18	98	2.6
John Salmons	21	0	270	16	48	.333	8	26	.308	2	4	.500	4	17	21	13	25	0	9	5	4	42	2.0
Nate Wolters (NO)	10	0	105	8	26	.308	0	2	.000	1	2	.500	6	12	18	11	7	0	3	10	2	17	1.7
Gal Mekel (NO)	4	0	43	3	20	.150	0	3	.000	0	0	---	0	1	1	13	1	0	2	2	0	6	1.5
Russ Smith	6	0	29	2	10	.200	1	6	.167	0	0	---	0	3	3	2	6	0	0	7	0	5	0.8
Darius Miller	5	1	43	1	7	.143	0	1	.000	0	0	---	0	1	1	2	8	0	1	1	0	2	0.4
PELICANS	82	--	1980	3108	6795	.457	586	1583	.370	1345	1790	.751	942	2621	3563	1806	1560	6	533	1087	510	8147	99.4
OPPONENTS	82	--	1980	3108	6814	.456	537	1605	.335	1329	1751	.759	870	2537	3407	1700	1533	4	555	1003	475	8082	98.6

GAME-BY-GAME

Date	H/A	W/L	Opp	NOP/Opp	Record	Date	H/A	W/L	Opp	NOP/Opp	Record	Date	H/A	W/L	Opp	NOP/Opp	Record						
10/28	H	W	ORL	101-84	1-0	12/26	H	W	SAS	97-90	15-14	2/25	H	W	BKN	102-96	30-27						
11/1	H	L	DAL	104-109	1-1	12/27	A	L	CHI	100-107	15-15	2/27	H	W	MIA	104-102	31-27						
11/3	A	L	MEM	81-93	1-2	12/30	H	W	PHX	110-106	16-15	3/1	A	W	DEN	99-92	32-27						
11/4	H	W	CHA	100-91	1-2	12/31	A	L	SAS	95-95*	16-16	3/2	A	L	DAL	93-102	32-28						
11/8	A	W	SAS	100-99	3-2	1/2	H	W	HOU	111-83	17-16	3/4	H	W	DET	88-85	33-28						
11/10	A	L	CLE	111-118	3-3	1/5	H	L	WAS	85-92	17-17	3/6	H	L	BOS	98-104	33-29						
11/12	H	W	LAL	109-102	4-3	1/7	A	L	CHA	94-98	17-18	3/7	H	W	MEM	95-89	34-29						
11/14	H	W	MIN	139-91	5-3	1/9	H	W	MEM	106-95	18-18	3/9	A	W	MIL	114-103	35-29						
11/17	A	L	POR	93-102	5-4	1/12	A	L	BOS	100-108	18-19	3/10	A	W	BKN	111-91	36-29						
11/18	A	W	SAC	106-100	6-4	1/14	A	W	DET	105-94	19-19	3/15	H	L	DEN	111-118**	36-30						
11/21	A	L	DEN	97-117	6-5	1/16	A	L	PHI	81-96	19-20	3/17	H	W	MIL	85-84	37-30						
11/22	A	W	UTA	106-94	7-5	1/18	A	W	TOR	95-93	20-20	3/19	A	L	PHX	72-74	37-31						
11/25	H	L	SAC	89-99	7-6	1/19	A	L	NYK	92-99	20-21	3/20	A	L	GSW	96-112	37-32						
11/28	A	L	ATL	91-100	7-7	1/21	H	W	LAL	96-80	21-21	3/22	A	L	LAC	100-107	37-33						
11/29	A	L	WAS	80-83	7-8	1/25	A	W	MIN	92-84	22-21	3/25	H	L	HOU	93-95	37-34						
12/2	H	W	OKC	112-104	8-8	1/25	H	W	DAL	109-106	23-21	3/27	H	W	SAC	102-88	38-34						
12/4	A	L	GSW	85-112	8-9	1/26	H	W	PHI	99-74	24-21	3/29	H	W	MIN	110-88	39-34						
12/6	A	L	LAC	100-120	8-10	1/28	H	L	DEN	85-93	24-22	4/1	A	W	LAL	113-92	40-34						
12/7	A	W	LAL	104-87	9-10	1/30	H	W	LAC	108-103	25-22	4/3	A	W	SAC	101-95	41-34						
12/9	H	W	NYK	104-93	10-10	2/2	H	W	ATL	115-100	26-22	4/5	A	L	POR	90-99	41-35						
12/10	A	L	DAL	107-112	10-11	2/4	H	L	OKC	91-102	26-23	4/7	H	W	GSW	103-100	42-35						
12/12	H	W	CLE	119-114	11-11	2/6	A	W	OKC	116-113	27-23	4/8	A	L	MEM	74-110	42-36						
12/14	H	L	GSW	122-128*	11-12	2/7	H	L	CHI	72-107	27-24	4/10	H	W	PHX	90-75	43-36						
12/16	H	W	UTA	119-111	12-12	2/9	H	L	UTA	96-100	27-25	4/12	A	L	HOU	114-121	43-37						
12/18	A	W	HOU	99-90	13-12	2/11	H	L	IND	93-106	27-26	4/15	A	W	MIN	100-88	44-37						
12/20	H	L	POR	88-114	13-13	2/20	A	L	ORL	84-95	27-27	4/15	H	W	SAS	108-103	45-37						
12/21	A	W	OKC	101-99	14-13	2/21	A	W	MIA	105-91	28-27												
12/23	A	L	IND	84-96	14-14	2/23	H	W	TOR	100-97	29-27												

* - overtime

TEAM HISTORY

2013-14 ROSTER & STATS

RECORD: 34-48
WEST: 15-37
EASt: 19-11
DIVISION: 4-12
HOME: 22-19
ROAD: 12-29
OVERTIME: 5-0

Head Coach: Monty Williams, Notre Dame
Lead Assistant Coach: Randy Ayers, Miami (Ohio)
Assistant Coaches: Dave Hanners, North Carolina;
 Bryan Gates, Boise State; Fred Vinson, Georgia Tech
Trainer: Jon Ishop, Texas

2013-14 FINAL STATISTICS

PLAYER	G	GS	MIN	FG	FGA	PCT	3FG	3FGA	PCT	FT	FTA	PCT	OFF	DEF	TOT	AST	PF	DQ	STL	TO	BLK	PTS	AVG	
Anthony Davis	67	66	2358	522	1005	.519	2	9	.222	348	440	.791	207	466	673	105	200	1	89	109	189	1394	20.8	
Ryan Anderson	22	14	795	155	354	.438	67	164	.409	59	62	.952	66	76	142	17	47	0	10	20	7	436	19.8	
Eric Gordon	64	64	2058	356	817	.436	101	258	.391	175	223	.785	30	135	165	208	114	2	74	134	12	988	15.4	
Tyreke Evans	72	22	2028	391	897	.436	21	95	.221	239	310	.771	76	265	341	363	155	0	84	175	21	1042	14.5	
Jrue Holiday	34	34	1144	205	454	.447	30	77	.390	51	63	.810	28	114	142	268	92	0	56	105	12	487	14.3	
Jason Smith	31	27	831	131	282	.465	0	0	0	---	39	50	.780	51	130	181	29	100	3	11	28	29	301	9.7
Brian Roberts	72	42	1667	244	581	.420	64	178	.360	125	133	.940	17	119	136	234	132	2	43	95	7	677	9.4	
Austin Morrow	76	9	1426	238	520	.458	88	195	.451	72	87	.828	29	111	140	59	102	0	38	51	12	636	8.4	
Austin Rivers	69	4	1339	192	474	.405	36	99	.364	110	173	.636	26	103	129	160	134	0	45	77	9	530	7.7	
Al-Farouq Aminu	80	65	2046	234	494	.474	13	48	.271	91	137	.664	129	367	496	114	147	1	82	88	38	572	7.2	
Luke Babbitt	27	2	474	60	154	.390	36	95	.379	14	18	.778	18	70	88	29	52	0	7	15	11	170	6.3	
Alexis Ajinca	56	30	951	136	249	.546	0	1	.000	56	67	.836	94	183	277	40	187	3	23	63	46	328	5.9	
James Southerland	3	0	28	5	12	.417	3	5	.600	1	2	.500	0	8	8	0	3	0	1	1	2	14	4.7	
Darius Miller	45	7	723	73	166	.440	25	77	.325	29	36	.806	9	43	52	43	88	0	24	22	9	200	4.4	
Jeff Withey	58	4	685	69	129	.535	0	1	.000	52	73	.712	49	101	150	26	73	0	15	20	50	190	3.3	
Melvin Ely	2	0	28	3	6	.500	0	0	---	0	0	.000	0	1	1	0	5	0	0	1	6	3	3.0	
Greg Stirmensa	55	20	1007	70	122	.574	0	1	.000	19	32	.594	72	154	226	36	169	3	35	44	57	159	2.9	
Lou Amundson	18	0	184	16	32	.500	0	0	---	6	24	.250	28	27	55	6	49	2	9	14	11	38	2.1	
Lance Thomas	5	0	43	2	9	.222	0	0	---	2	4	.500	2	5	7	3	4	0	0	2	0	6	1.2	
Arinze Onuakua	3	0	26	1	4	.250	0	0	---	1	2	.500	2	5	7	3	3	0	0	1	0	3	1.0	
Josh Childress	4	0	24	0	0	.000	0	0	---	0	0	---	0	3	3	2	1	0	1	1	0	0	0.0	
PELICANS	82	--	19855	3101	6761	.459	486	1303	.373	1489	1936	.769	933	2486	4040	1745	1876	17	647	1129	523	8177	99.7	
OPPONENTS	82	--	19855	3055	6567	.465	652	1827	.357	1637	2176	.752	881	2538	4118	1845	1664	17	577	1185	504	8399	102.4	

GAME-BY-GAME

Date	H/A	W/L	Opp	NOP/Opp	Record	Date	H/A	W/L	Opp	NOP/Opp	Record	Date	H/A	W/L	Opp	NOP/Opp	Record						
10/30	H	L	IND	90-95	0-1	12/30	H	W	POR	110-108	14-15	2/26	A	L	DAL	89-108	23-34						
11/1	A	L	ORL	91-110	0-2	1/1	A	L	MIN	112-124	14-16	2/28	A	L	PHX	104-116	23-35						
11/2	H	W	CHA	105-84	1-2	1/3	A	W	BOS	95-92	15-16	3/1	A	L	LAC	76-108	23-36						
11/5	H	L	PHX	98-104	1-3	1/4	A	L	IND	82-99	15-17	3/3	A	L	SAC	89-96	23-37						
11/6	A	W	MEM	99-84	2-3	1/7	A	L	MIA	88-107	15-18	3/4	A	W	LAL	132-125	24-37						
11/8	H	W	LAL	96-85	3-3	1/8	H	L	WAS	96-102	15-19	3/7	H	W	MIL	112-104	25-37						
11/10	A	L	PHX	94-101	3-4	1/10	H	L	DAL	90-107	15-20	3/9	H	W	DEN	111-107*	26-37						
11/12	A	L	LAL	95-116	3-5	1/11	A	L	DAL	107-110	15-21	3/12	H	L	MEM	88-90	26-38						
11/13	A	L	UTA	105-111	3-6	1/13	H	L	SAS	95-101	15-22	3/14	H	L	POR	103-111	26-39						
11/16	H	W	PHI	135-98	4-6	1/15	H	L	HOU	100-103	15-23	3/16	H	W	BOS	121-120*	27-39						
11/20	H	W	UTA	105-98	5-6	1/18	H	L	GSW	87-97	15-24	3/19	H	L	TOR	100-107	27-40						
11/22	H	W	CLE	104-100	6-6	1/20	A	W	MEM	95-92	16-24	3/21	A	W	ATL	111-105	28-40						
11/25	A	L	SAS	93-112	6-7	1/21	H	L	SAC	97-114	16-25	3/22	H	W	MIA	105-95	29-40						
11/26	H	L	GSW	101-102	6-8	1/24	A	W	DET	103-102	17-25	3/24	H	W	BKN	109-104*	30-40						
11/29	A	W	PHI	121-105	7-8	1/26	H	W	ORL	100-92	18-25	3/26	H	W	LAC	98-96	31-40						
12/1	A	W	NYK	103-99	8-8	1/28	A	W	CLE	100-89	19-25	3/28	H	W	UTA	102-95	32-40						
12/2	A	W	CHI	131-128**	9-8	1/29	A	L	MIN	77-88	19-26	3/29	A	L	SAS	80-96	32-41						
12/4	H	L	DAL	97-100	9-9	2/1	H	W	CHI	88-79	20-26	3/31	H	L	SAC	97-102	32-42						
12/6	H	L	OKC	95-109	9-10	2/3	H	L	SAS	95-102	20-27	4/2	A	L	DEN	107-137	32-43						
12/11	H	W	DET	111-106*	10-10	2/5	H	W	ATL	105-100	21-27	4/4	A	L	UTA	96-100	32-44						
12/13	H	W	MEM	104-98	11-10	2/7	H	W	MIN	98-91	22-27	4/6	A	L	POR	94-100	32-45						
12/15	A	L	DEN	95-102	11-11	2/9	A	L	BKN	81-93	22-28	4/9	H	L	PHX	88-94	32-46						
12/17	A	L	GSW	95-104	11-12	2/10	A	L	TOR	101-107	22-29	4/11	A	L	OKC	94-116	32-47						
12/18	A	L	LAC	95-108	11-13	2/12	A	W	MIL	102-98	23-29	4/12	A	L	HOU	104-111	32-48						
12/21	A	L	POR	107-110	11-14	2/19	H	L	NYK	91-98	23-30	4/14	H	W	OKC	101-89	33-48						
12/23	A	W	SAC	115-100	12-14	2/21	A	L	CHA	87-90	23-31	4/16	H	W	HOU	105-100	34-48						
12/27	H	W	DEN	105-89	13-14	2/22	A	L	WAS	93-94	23-32												
12/28	A	L	HOU	98-107	13-15	2/24	H	L	LAC	110-123	23-33												

* - overtime

TEAM HISTORY

2012-13 ROSTER & STATS

RECORD: 27-55

WEST: 15-37

EAST: 12-18

DIVISION: 3-11

HOME: 16-25

ROAD: 11-30

OVERTIME: 1-3

Head Coach: Monty Williams, Notre Dame

Lead Assistant Coach: Randy Ayers, Miami (Ohio)

Assistant Coaches: Dave Hanners, North Carolina;

Bryan Gates, Boise State; Fred Vinson, Georgia Tech

Trainer: Jon Ishop, Texas

2012-13 FINAL STATISTICS

PLAYER	G	GS	MIN	FG	FGA	PCT	3FG	3FGA	PCT	FT	FTA	PCT	OFF	DEF	TOT	AST	PF	DO	STL	TO	BLK	PTS	AVG	
Eric Gordon	42	40	1264	235	584	.402	56	173	.324	187	222	.842	10	67	77	137	75	1	45	117	8	715	17.0	
Ryan Anderson	81	22	2503	472	1115	.423	213	557	.382	152	180	.844	191	328	519	97	179	2	42	97	31	1309	16.2	
Greivis Vasquez	78	78	2685	438	1012	.433	83	243	.342	124	154	.805	45	294	357	704	190	0	66	247	6	1083	13.9	
Anthony Davis	64	60	1846	349	676	.516	0	6	.000	169	225	.751	165	357	522	63	158	0	75	89	112	867	13.5	
Robin Lopez	82	82	2136	384	719	.534	0	4	---	161	207	.778	226	236	462	64	167	1	32	110	128	929	11.3	
Jason Smith	51	0	876	167	341	.490	0	4	---	211	101	.737	139	446	585	64	186	34	12	15	55	45	420	8.2
Al-Farouq Aminu	76	71	2066	225	474	.475	4	19	.211	101	157	.737	139	446	585	103	153	0	92	116	51	555	7.3	
Brian Roberts	78	5	1324	213	511	.417	59	153	.386	70	77	.909	17	80	97	219	108	0	37	71	3	555	7.1	
Austin Rivers	61	26	1418	145	390	.372	28	86	.326	59	108	.546	16	93	109	127	122	0	26	74	9	377	6.2	
Roger Mason	69	13	1219	132	305	.433	66	159	.415	39	43	.909	11	121	132	74	104	0	26	51	11	369	5.3	
Hakim Warrick	1	0	7	1	2	.500	0	0	---	2	2	1.000	0	0	0	0	0	0	1	0	0	4	4.0	
Xavier Henry	50	2	625	66	161	.410	4	0	---	364	58	.630	21	69	90	13	72	0	16	31	5	194	3.9	
Donald Sloan (NO)	3	0	6	0	0	---	0	0	---	0	0	---	0	0	0	0	0	0	0	0	0	0	0.0	
Lance Thomas	59	9	646	53	106	.500	0	0	---	43	59	.729	44	71	115	17	78	0	11	14	7	149	2.5	
Darius Miller	52	2	694	44	108	.407	22	56	.393	8	8	1.000	8	70	78	44	89	0	17	23	12	118	2.3	
Dom McGuire	9	0	145	9	21	.429	0	0	---	1	2	.500	7	21	28	9	13	0	8	5	3	19	2.1	
Henry Sims	2	0	5	2	3	.667	0	0	---	0	0	---	2	2	0	1	0	0	1	0	1	4	2.0	
Lou Amundson (NO)	18	0	209	18	42	.429	0	0	---	8	16	.500	24	34	58	8	27	0	9	8	6	44	2.4	
Terrel Harris (NO)	13	0	108	2	19	.105	0	7	.000	1	2	.500	0	17	17	7	14	0	2	13	3	5	0.4	
NEW ORLEANS	82	--	19780	2955	6589	.448	535	1474	.363	1269	1636	.776	988	2426	3414	1721	1673	4	520	1193	440	7714	94.1	
OPPONENTS	82	--	19780	3030	6435	.471	632	1688	.374	1339	1764	.759	835	2391	3226	1915	1534	6	648	1086	492	8031	97.9	

GAME-BY-GAME

Date	H/A	W/L	Opp	NOP/Opp	Record	Date	H/A	W/L	Opp	NOP/Opp	Record	Date	H/A	W/L	Opp	NOP/Opp	Record						
10/31	H	L	SAS	95-99	0-1	12/28	H	L	TOR	97-104*	6-23	2/24	H	W	SAC	110-95	20-37						
11/2	H	W	UTA	88-86	1-1	12/29	A	W	CHA	98-95	7-23	2/26	H	L	BKN	97-101	20-38						
11/3	A	W	CHI	89-82	2-1	1/1	H	L	ATL	86-95	7-24	2/27	A	L	OKC	74-119	20-39						
11/7	H	L	PHI	62-77	2-2	1/2	A	L	HOU	92-104	7-25	3/1	H	W	DET	100-95	21-39						
11/9	H	W	CHA	107-99	3-2	1/5	A	W	DAL	99-96*	8-25	3/4	H	L	ORL	101-105	21-40						
11/14	A	L	HOU	96-100	3-3	1/7	H	W	SAS	95-88	9-25	3/6	H	L	LAL	102-108	21-41						
11/16	H	L	OKC	95-110	3-4	1/9	H	W	HOU	88-79	10-25	3/9	A	L	MEM	85-96	21-42						
11/17	A	L	MIL	113-117	3-5	1/11	H	W	MIN	104-92	11-25	3/10	H	W	POR	98-96	22-42						
11/20	H	L	NYK	80-102	3-6	1/13	A	L	NYK	87-100	11-26	3/12	A	L	BKN	98-108	22-43						
11/21	A	L	IND	107-115*	3-7	1/15	A	W	PHI	111-99	12-26	3/15	A	L	WAS	87-96	22-44						
11/23	A	L	PHX	108-111*	3-8	1/16	A	W	BOS	90-78	13-26	3/17	A	L	MIN	95-97	22-45						
11/25	A	L	DEN	84-102	3-9	1/19	H	L	GSW	112-116	13-27	3/18	H	L	GSW	72-93	22-46						
11/26	A	W	LAC	105-98	4-9	1/21	H	W	SAC	114-105	14-27	3/20	H	W	BOS	87-86	23-46						
11/28	H	L	UTA	84-96	4-10	1/23	A	L	SAS	102-106	14-28	3/22	H	W	MEM	90-83	24-46						
12/1	H	L	OKC	79-100	4-11	1/25	H	L	HOU	82-100	14-29	3/25	H	W	DEN	110-86	25-46						
12/3	H	W	MIL	102-81	5-11	1/27	A	W	MEM	91-83	15-29	3/27	H	L	LAC	91-105	25-47						
12/5	H	L	LAL	103-87	5-12	1/29	A	L	LAL	106-11	15-30	3/29	H	L	MIA	89-108	25-48						
12/7	H	L	MEM	89-96	5-13	1/30	A	L	UTA	99-104	15-31	3/31	H	W	CLE	112-92	26-48						
12/8	A	L	MIA	90-106	5-14	2/1	A	L	DEN	98-113	15-32	4/3	A	L	GSW	88-98	26-49						
12/11	H	L	WAS	77-70	5-15	2/2	A	L	MIN	86-115	15-33	4/5	A	L	UTA	83-95	26-50						
12/12	A	L	OKC	88-92	5-16	2/6	H	W	PHX	93-84	16-33	4/7	A	W	PHX	95-92	27-50						
12/14	H	L	MIN	102-113	5-17	2/8	A	W	ATL	111-100	17-33	4/9	A	L	LAL	96-104	27-51						
12/16	A	L	POR	94-95	5-18	2/10	A	L	TOR	89-102	17-34	4/10	A	L	SAC	110-121	27-52						
12/18	A	L	GSW	96-103	5-19	2/11	A	W	DET	105-86	18-34	4/12	H	L	LAC	93-96	27-53						
12/19	A	L	LAC	77-93	5-20	2/13	H	W	POR	99-63	19-34	4/14	H	L	DAL	89-107	27-54						
12/21	A	L	SAS	94-99	5-21	2/19	H	L	CHI	87-96	19-35	4/17	A	L	DAL	87-99	27-55						
12/22	H	L	IND	75-81	5-22	2/20	A	L	CLE	100-105	19-36												
12/26	A	W	ORL	97-94	6-22	2/22	H	L	DAL	100-104	19-37												

* - overtime

TEAM HISTORY

2011-12 ROSTER & STATS

RECORD: 21-45
WEST: 14-34
EAST: 7-11
DIVISION: 3-11
HOME: 11-22
ROAD: 10-23
OVERTIME: 1-3

Head Coach: Monty Williams, Notre Dame
Lead Assistant Coach: Randy Ayers, Miami (Ohio)
Assistant Coaches: James Borrego, San Diego;
 Dave Hanners, North Carolina; Bryan Gates, Boise State;
 Fred Vinson, Georgia Tech
Trainer: Jon Ishop, Texas

2011-12 FINAL STATISTICS

PLAYER	G	GS	MIN	FG	FGA	PCT	3FG	3FGA	PCT	FT	FIA	PCT	OFF	DEF	TOT	AST	PF	DQ	STL	TO	BLK	PTS	AVG
Eric Gordon	9	9	310	63	140	.450	10	40	.250	49	65	.754	2	23	25	31	20	0	13	24	4	185	20.6
Jarrett Jack	45	39	1530	266	583	.456	39	112	.348	129	148	.872	23	153	176	285	93	0	31	106	9	700	15.6
Chris Kaman	47	33	1372	266	597	.446	0	0	--	84	107	.785	89	275	364	101	106	0	25	129	77	616	13.1
Carl Landry	41	8	999	182	362	.503	0	3	.000	147	184	.799	78	136	214	38	89	0	13	64	12	511	12.5
Marco Belinelli	66	55	1966	286	686	.417	107	284	.377	101	129	.783	19	153	172	101	115	1	48	69	5	780	11.8
Trevor Ariza	41	41	1350	168	403	.417	29	87	.333	79	102	.775	41	174	215	135	73	0	69	76	25	444	10.8
Jason Smith	40	29	947	181	348	.520	1	9	.111	33	47	.702	72	124	196	34	102	0	21	40	41	396	9.9
Emeka Okafor	27	27	781	114	214	.533	0	0	--	38	74	.514	70	143	213	24	73	0	16	37	26	266	9.9
Greivis Vasquez	66	26	1706	225	523	.430	43	135	.319	96	117	.821	23	150	173	359	126	1	60	148	8	589	8.9
Jerome Dyson	9	1	180	19	48	.396	1	8	.125	28	36	.778	2	17	19	18	19	0	11	20	2	67	7.4
Al-Farouq Aminu	66	21	1477	150	365	.411	13	47	.277	86	114	.754	95	213	308	66	136	1	59	91	34	399	6.0
Gustavo Ayon	54	24	1088	140	261	.536	0	1	.000	39	63	.619	86	179	265	74	118	2	53	46	46	319	5.9
Xavier Henry (NO)	45	0	759	90	228	.395	7	17	.412	52	85	.612	24	82	106	35	59	0	26	35	8	239	5.3
Darryl Watkins	5	0	98	7	14	.500	0	0	--	9	18	.500	8	19	27	3	14	0	5	8	4	23	4.6
Daluan Summers	15	6	209	28	65	.431	5	16	.313	7	9	.778	8	15	23	10	31	1	7	8	0	68	4.5
Donald Sloan	3	0	41	5	14	.357	0	2	.000	2	4	.500	2	1	3	8	2	0	2	5	0	12	4.0
Lance Thomas	42	10	630	57	126	.452	0	1	.000	52	62	.839	49	77	126	12	78	0	10	24	7	166	4.0
Solomon Jones(NO)	11	1	196	23	53	.434	0	0	--	15	18	.833	21	20	41	7	31	1	5	13	6	61	5.5
Carleell Johnson	15	0	119	11	35	.314	4	15	.267	1	3	.333	1	8	9	22	11	0	8	7	0	27	1.8
Carlisle Johnson (NO)	7	0	82	9	18	.500	0	0	--	5	7	.714	7	15	22	1	13	0	5	8	1	23	3.3
Trey Johnson	11	0	61	8	14	.571	0	0	--	5	5	1.000	3	9	12	4	10	0	1	5	0	21	1.9
Jeff Foote	4	0	39	2	6	.333	0	0	--	0	0	--	1	5	6	0	5	0	0	2	1	4	1.0
NEW ORLEANS	66	--	15940	2300	5103	.451	259	777	.333	1057	1397	.757	724	1991	2715	1368	1324	7	488	1024	316	5916	89.6
OPPONENTS	66	--	15940	2305	5188	.444	425	1342	.317	1129	1487	.759	731	1910	2641	1379	1235	4	523	915	380	6164	93.4

GAME-BY-GAME

Date	H/A	W/L	Opp	NOH/Opp	Record	Date	H/A	W/L	Opp	NOH/Opp	Record	Date	H/A	W/L	Opp	NOH/Opp	Record
12/26	A	W	PHO	85-84	1-0	2/15	A	W	MIL	92-89	6-24	4/9	H	L	LAL	91-93	15-43
12/28	H	W	BOS	97-78	2-0	2/17	A	W	NYK	89-85	7-24	4/11	H	W	SAC	105-96	16-43
12/30	H	L	PHO	78-93	2-1	2/20	A	L	OKC	93-101	7-25	4/13	H	W	UTA	96-85	17-43
1/1	A	L	SAC	80-96	2-2	2/21	A	L	IND	108-117*	7-26	4/15	H	W	MEM	88-75	18-43
1/2	A	L	UTA	90-94	2-3	2/22	A	W	CLE	89-84	8-26	4/16	A	W	CHA	75-67	19-43
1/4	H	L	PHI	93-101	2-4	2/28	A	L	CHI	95-99	8-27	4/19	H	W	HOU	105-99*	20-43
1/6	H	L	DEN	88-96	2-5	2/29	H	L	TOR	84-95	8-28	4/22	A	L	LAC	98-107	20-44
1/7	A	L	DAL	81-96	2-6	3/2	H	W	DAL	97-92	9-28	4/24	A	L	GSW	83-81	21-44
1/9	A	W	DEN	94-81	3-7	3/3	H	L	IND	84-102	9-29	4/26	A	L	HOU	77-84	21-45
1/11	H	L	OKC	85-95	3-8	3/5	A	L	POR	74-86	9-30						
1/13	H	L	MIN	80-87	3-9	3/7	A	L	SAC	98-99	9-31						
1/14	A	L	MEM	99-108	3-10	3/9	A	L	DEN	97-110	9-32						
1/16	H	L	POR	77-84	3-11	3/10	A	W	MIN	95-89	10-32						
1/18	H	L	MEM	87-93	3-12	3/12	H	L	CHA	71-73	10-33						
1/19	A	L	HOU	88-90*	3-13	3/14	H	L	LAL	101-107*	10-34						
1/21	H	L	DAL	81-83	3-14	3/15	H	L	WAS	89-99	10-35						
1/23	H	L	SAS	102-104	3-15	3/17	A	W	NJN	102-94	11-35						
1/25	A	L	OKC	91-101	3-16	3/21	H	L	GSW	92-101	11-36						
1/27	H	W	ORL	93-67	4-16	3/22	H	W	LAC	97-90	12-36						
1/29	H	L	ATL	72-94	4-17	3/24	H	L	SAS	86-89	12-37						
1/30	A	L	MIA	95-109	4-18	3/26	A	L	LAC	85-97	12-38						
2/1	H	L	PHO	103-120	4-19	3/28	A	W	GSW	102-87	13-38						
2/2	A	L	SAS	81-93	4-20	3/29	A	L	POR	93-99	13-39						
2/4	A	L	DET	87-89	4-21	3/31	A	L	LAL	85-88	13-40						
2/6	H	L	SAC	92-100	4-22	4/1	A	L	PHO	75-92	13-41						
2/8	H	L	CHI	67-90	4-23	4/4	H	W	DEN	94-92	14-41						
2/10	H	L	POR	86-94	4-24	4/6	A	L	SAS	103-128	14-42						
2/13	H	W	UTA	86-80	5-24	4/7	H	W	MIN	99-90	15-42						

* - overtime

TEAM HISTORY

2010-11 ROSTER & STATS

RECORD: 46-36
WEST: 27-25
EAST: 19-11
DIVISION: 9-7
HOME: 28-13
ROAD: 18-23
OVERTIME: 4-2

Head Coach: Monty Williams, Notre Dame
Lead Assistant Coach: Michael Malone, Loyola (MD)
Assistant Coaches: Randy Ayers, Miami (Ohio);
 James Borrego, San Diego; Bryan Gates, Boise State;
 Fred Vinson, Georgia Tech
Trainer: Jon Ishop, Texas

2010-11 FINAL STATISTICS

PLAYER	G	GS	MIN	FG	FGA	PCT	3FG	3FGA	FT	FTA	PCT	OFF	DEF	TOT	AST	PF	DO	STL	TO	BLK	PTS	AVG	
David West	70	70	2451	528	1040	.508	2	9	.222	264	.327	.807	155	374	529	164	202	1	67	142	62	1522	18.9
Chris Paul	80	80	2880	450	928	.463	71	183	.388	337	.384	.878	38	289	327	782	196	0	188	177	5	1268	15.8
Carl Landry (NO)	25	10	602	107	205	.527	0	1	.000	58	.73	.795	38	56	94	13	71	1	10	27	12	272	11.8
Trevor Ariza	75	75	2600	305	762	.398	82	271	.303	138	.197	.701	61	347	408	162	180	0	120	118	31	826	11.0
Marco Belinelli	80	69	1957	302	691	.437	134	324	.414	98	.125	.784	17	134	151	92	146	0	38	77	6	836	10.4
Emeka Okafor	72	72	2287	300	524	.573	0	1	.000	145	.258	.562	230	454	684	42	230	4	40	119	127	745	10.3
Willie Green	77	13	1674	270	609	.445	54	155	.348	78	.100	.780	22	139	161	74	145	0	36	67	13	672	8.7
Jarrett Jack (NO)	70	2	1375	212	515	.412	29	84	.345	142	.168	.845	14	117	131	183	77	0	40	76	6	595	8.5
Marcus Thornton	46	0	745	137	334	.410	35	93	.376	50	.66	.758	25	106	131	43	50	0	19	37	4	359	7.8
Peja Stojakovic	6	0	89	14	33	.424	11	25	.440	6	.7	.875	0	6	6	6	2	0	2	4	0	45	7.5
Jerryd Bayless	11	0	149	17	49	.347	3	14	.214	13	.17	.765	2	13	15	28	16	0	2	17	1	50	4.5
Jason Smith	77	6	1102	136	307	.443	0	2	.000	59	.70	.843	89	152	241	36	150	0	26	53	32	331	4.3
Aaron Gray	41	6	531	56	99	.566	0	0	--	17	.34	.500	59	112	171	16	96	2	11	32	12	129	3.1
Quincy Pondexter	66	6	734	73	180	.406	18	50	.360	24	.34	.706	23	65	88	28	63	0	17	16	10	188	2.8
David Anderson (NO)	29	0	223	33	74	.446	5	13	.385	7	.15	.467	12	38	50	6	29	0	2	14	6	78	2.7
Diederik Banga-Mbanga	41	0	330	23	49	.469	0	0	--	13	.18	.722	35	51	86	6	52	0	6	21	27	59	1.4
Sasha Pavlovic	4	1	50	2	11	.182	0	5	.000	0	0	--	0	6	6	6	4	0	0	1	4	4	1.0
Patrick Ewing Jr.	7	0	19	0	5	.000	0	2	.000	3	4	.750	1	1	2	2	1	0	0	1	1	3	0.4
Pops Mensah-Bonsu	7	0	35	1	3	.333	0	0	0	0	0	--	3	8	11	2	11	0	0	2	0	2	0.3
NEW ORLEANS	82	--	19830	2944	6416	.459	444	1232	.360	1452	1897	.765	824	2468	3914	1691	1719	8	624	1069	359	7784	94.9
OPPONENTS	82	--	19830	2882	6306	.457	557	1562	.357	1390	1805	.770	769	2457	3842	1739	1674	5	497	1192	396	7711	94.0

GAME-BY-GAME

Date	H/A	W/L	Opp	NOH/Opp	Record	Date	H/A	W/L	Opp	NOH/Opp	Record	Date	H/A	W/L	Opp	NOH/Opp	Record						
10/27	H	W	MIL	95-91	1-0	12/22	H	W	NJN	105-91	17-12	2/15	A	L	GSW	89-102	33-24						
10/29	H	W	DEN	101-95	2-0	12/26	H	W	ATL	93-86	18-12	2/16	A	L	POR	96-103	33-25						
10/30	A	W	SAS	99-90	3-0	12/27	A	L	MIN	98-113	18-13	2/25	H	W	LAC	98-87	34-25						
11/3	A	W	HOU	107-99	4-0	12/29	H	L	LAL	88-103*	18-14	2/23	A	W	MIN	95-81	35-25						
11/05	H	W	MIA	96-93	5-0	12/31	A	W	BOS	83-81	19-14	2/27	H	L	HOU	89-91	35-26						
11/6	A	W	MIL	87-81	6-0	1/1	A	W	WAS	92-81	20-14	3/1	A	L	TOR	90-96	35-27						
11/9	H	W	LAC	101-82	7-0	1/3	H	W	PHI	84-77	21-14	3/2	A	L	NYK	88-107	35-28						
11/13	H	W	POR	107-87	8-0	1/5	H	L	GSW	103-110	21-15	3/4	A	W	MEM	98-91	36-28						
11/15	A	L	DAL	95-98	8-1	1/7	A	L	LAC	101-97	21-16	3/6	A	W	CLE	96-81	37-28						
11/17	H	W	DAL	99-97	9-1	1/9	A	W	DEN	96-87	22-16	3/7	A	L	CHI	77-85	37-29						
11/19	H	W	CLE	108-101	10-1	1/12	H	W	ORL	92-89	23-16	3/9	H	W	DAL	93-92	38-29						
11/21	A	W	SAC	75-71	11-1	1/14	A	W	HOU	110-105*	24-16	3/12	H	W	SAC	115-103	39-29						
11/22	A	L	LAC	99-95	11-2	1/15	A	W	CHA	88-81	25-16	3/14	H	L	DEN	103-114	39-30						
11/24	A	L	UTA	87-105	11-3	1/17	H	W	TOR	85-81	26-16	3/16	H	W	PHO	100-95	40-30						
11/26	A	W	POR	97-78	12-3	1/19	H	W	MEM	103-102*	27-16	3/19	H	L	BOS	85-89	40-31						
11/28	H	L	SAS	95-109	12-4	1/21	A	W	ATL	100-59*	28-16	3/24	A	W	UTH	121-117*	41-31						
11/29	A	L	OKC	89-95	12-5	1/22	H	W	SAS	96-72	29-16	3/25	A	W	PHO	106-100	42-31						
12/1	H	W	CHA	89-73	13-5	1/24	H	W	OKC	91-89	30-16	3/27	A	L	LAL	84-102	42-32						
12/3	H	L	NYK	92-100	13-6	1/26	A	W	GSW	112-103	31-16	3/30	H	W	POR	95-91	43-32						
12/5	A	L	SAS	84-109	13-7	1/29	A	L	SAC	96-102	31-17	4/1	H	L	MEM	81-93	43-33						
12/8	H	W	DET	93-74	14-7	1/30	A	L	PHO	102-104	31-18	4/3	H	W	IND	108-96	44-33						
12/10	H	L	OKC	92-97	14-8	2/1	H	W	WAS	97-89	32-18	4/6	H	W	HOU	101-93	45-33						
12/12	A	L	PHI	70-88	14-9	2/2	A	L	OKC	93-104	32-19	4/8	H	W	PHO	109-97	46-33						
12/13	A	L	MIA	96-84	14-10	2/5	H	L	LAL	95-101	32-20	4/10	A	L	MEM	89-111	46-34						
12/15	H	W	SAC	94-91	15-10	2/7	H	L	MIN	92-104	32-21	4/11	H	L	UTH	78-90	46-35						
12/17	H	W	UTH	100-71	16-10	2/9	A	L	NJN	101-103*	32-22	4/15	A	L	DAL	89-121	46-36						
12/19	A	L	DET	108-111	16-11	2/11	A	W	ORL	99-93	33-22												
12/20	A	L	IND	93-94	16-12	2/12	H	L	CHI	88-97	33-23												

* - overtime

TEAM HISTORY

2009-10 ROSTER & STATS

RECORD: 37-45
WEST: 26-26
EAST: 11-19
DIVISION: 7-9
HOME: 24-17
ROAD: 13-28
OVERTIME: 3-3

Head Coach: Jeff Bower, St. Francis College (PA)
Assistant Coaches: Paul Pressey, Tulsa; Charlie Parker, Findlay (Ohio); Rob Werdann, St. John's; Robert Pack, Southern California
Trainer: Terry Kofler, Xavier

2009-10 FINAL STATISTICS

PLAYER	G	GS	MIN	FG	FGA	PCT	3FG	3FGA	PCT	FT	FTA	PCT	OFF	DEF	TOT	AST	PF	DQ	STL	TO	BLK	PIS	AVG
David West	81	81	2949	619	1226	.505	7	27	.259	296	342	.865	164	441	605	239	233	0	76	173	60	1541	19.0
Chris Paul	45	45	1712	314	657	.493	52	127	.409	161	190	.847	20	171	191	480	118	2	96	112	8	841	18.7
Marcus Thornton	73	17	1872	398	883	.451	117	313	.374	144	177	.814	72	139	211	114	127	0	58	76	11	1057	14.5
Peja Stojakovic	62	55	1947	278	688	.404	132	352	.375	96	107	.897	39	188	227	92	83	0	48	56	5	784	12.6
Darren Collison	76	37	2109	376	789	.477	46	115	.400	148	174	.851	41	151	192	432	92	0	78	202	4	946	12.4
Emeka Okafor	82	82	2370	348	656	.530	0	0	--	154	274	.562	251	491	742	55	218	1	54	111	127	850	10.4
Devin Brown	39	37	967	128	325	.394	54	147	.367	69	86	.802	27	82	109	58	62	0	30	57	5	379	9.7
Darius Songaila	75	1	1410	241	488	.494	1	6	.167	60	74	.811	59	173	232	70	206	1	62	81	14	543	7.2
Morris Peterson	46	39	973	116	301	.385	62	171	.363	33	54	.611	17	109	126	41	81	0	25	27	5	327	7.1
Bobby Brown	22	0	328	60	152	.395	17	66	.258	8	8	1.000	1	17	18	46	28	0	9	24	1	145	6.6
James Posey	77	2	1731	126	345	.365	81	242	.335	66	80	.825	32	297	329	117	204	1	42	51	19	399	5.2
Julian Wright	68	14	871	116	232	.500	2	6	.333	25	41	.610	58	86	144	41	45	0	29	44	18	259	3.8
Aaron Gray (NO)	24	0	261	34	61	.557	0	0	--	18	21	.857	40	50	90	20	44	0	9	17	11	86	3.6
Hilton Armstrong	18	0	239	19	50	.380	0	0	--	13	28	.464	17	44	61	16	44	1	8	13	8	51	2.8
Sean Marks	14	0	75	4	8	.500	0	0	--	2	5	.400	14	9	23	2	17	0	0	2	3	10	0.7
Jason Hart (NO)	4	0	17	1	1	1.000	0	0	--	0	0	--	0	2	2	5	4	0	1	3	1	2	0.5
NEW ORLEANS	82	--	19830	3178	6842	.464	571	1572	.363	1293	1661	.778	852	2450	3302	1828	1606	6	625	1103	300	8220	100.2
OPPONENTS	82	--	19830	3250	6730	.483	539	1517	.355	1383	1841	.751	870	2586	3456	1925	1597	10	574	1177	367	8422	102.7

GAME-BY-GAME

Date	H/A	W/L	Opp	NOH/Opp	Record
10/28	A	L	SAS	96-113	0-1
10/30	H	W	SAC	97-92	1-1
11/1	A	L	BOS	87-97	1-2
11/2	A	L	NYK	111-117	1-3
11/4	H	W	DAL	114-107*	2-3
11/6	H	L	TOR	90-107	2-4
11/8	A	L	LAL	88-104	2-5
11/9	A	W	LAC	112-84	3-5
11/11	A	L	PHO	104-124	3-6
11/13	H	L	POR	78-86	3-7
11/14	A	L	ATL	98-121	3-8
11/17	H	W	LAC	110-102	4-8
11/19	H	W	PHO	110-103	5-8
11/21	H	W	ATL	96-88	6-8
11/22	A	L	MIA	101-102	6-9
11/25	H	W	MIL	102-99*	7-9
11/29	A	L	SAC	96-112	7-10
12/1	A	L	LAL	99-110	7-11
12/4	H	W	MIN	98-89	8-11
12/8	H	W	SAC	96-94	9-11
12/9	A	W	MIN	97-96	10-11
12/11	H	L	NYK	96-113	10-12
12/14	A	L	DAL	90-94	10-13
12/16	H	W	DET	95-87	11-13
12/18	H	W	DEN	98-92	12-13
12/20	A	L	TOR	92-98	12-14
12/23	H	W	GSW	108-102	13-14
12/26	A	L	CHI	85-96	13-15

Date	H/A	W/L	Opp	NOH/Opp	Record	
12/29	A	L	HOU	100-108	13-16	
1/2/10	H	W	MIA	95-91	14-16	
1/2	H	W	HOU	99-95	15-16	
1/4	A	W	UTA	91-87	16-16	
1/6	A	W	OKC	97-92	17-16	
1/8	H	W	NJN	103-99	18-16	
1/10	A	W	WAS	115-110	19-16	
1/11	A	L	PHI	92-96	19-17	
1/13	H	W	LAC	108-94	20-17	
1/15	A	L	DET	104-110*	20-18	
1/16	A	L	W	IND	101-96	21-18
1/18	H	L	SAS	90-97	21-19	
1/20	H	W	MEM	113-111	22-19	
1/22	A	W	MIN	96-94	23-19	
1/23	A	L	DEN	110-116*	23-20	
1/25	A	W	POR	98-97	24-20	
1/27	A	W	GSW	123-110	25-20	
1/29	H	L	CHI	106-108*	25-21	
1/30	A	W	MEM	109-102*	26-21	
2/1	H	L	PHO	100-109	26-22	
2/3	H	L	OKC	99-103	26-23	
2/5	H	L	PHI	94-101	26-24	
2/6	A	W	CHA	104-99	27-24	
2/8	A	L	ORL	117-123	27-25	
2/10	H	W	BOS	93-85	28-25	
2/17	H	L	UTA	90-98	28-26	
2/19	H	W	IND	107-101	29-26	
2/21	H	W	HOU	102-94	30-26	

Date	H/A	W/L	Opp	NOH/Opp	Record
2/23	A	L	CLE	95-105	30-27
2/24	A	L	MIL	95-115	30-28
2/26	H	W	ORL	100-93	31-28
2/28	A	L	DAL	100-108	31-29
3/1	H	L	SAS	92-106	31-30
3/3	H	L	MEM	100-104	31-31
3/5	A	L	SAS	91-102	31-32
3/8	H	W	GSW	135-131	32-32
3/10	A	L	OKC	83-98	32-33
3/12	H	L	DEN	95-102	32-34
3/14	A	L	PHO	106-120	32-35
3/15	A	W	LAC	108-100	33-35
3/17	A	L	GSW	121-131	33-36
3/18	A	L	DEN	80-93	33-37
3/20	A	L	UTA	86-106	33-38
3/22	H	W	DAL	115-99	34-38
3/24	H	L	CLE	92-105	34-39
3/27	H	L	POR	110-112	34-40
3/29	H	W	LAL	108-100	35-40
3/31	H	L	WAS	91-96	35-41
4/2	A	L	MEM	96-107	35-42
4/3	A	L	NJN	87-115	35-43
4/4	H	L	CHA	103-104	35-44
4/9	H	L	UTA	103-114	35-45
4/11	H	W	MIN	114-86	36-45
4/14	A	W	HOU	123-115	37-45

* - overtime

TEAM HISTORY

2008-09 ROSTER & STATS

RECORD: 49-33
WEST: 30-22
EAST: 19-11
DIVISION: 9-7
HOME: 28-13
ROAD: 21-20
OVERTIME: 1-2

Head Coach: Byron Scott, Arizona State
Assistant Coaches: Kenny Gattison, Old Dominion;
 Paul Pressey, Tulsa; Charlie Parker, Findlay
Trainer: Terry Kofler, Xavier

2008-09 FINAL STATISTICS

PLAYER	G	GS	MIN	FG	FGA	PCT	3FG	3FGA	PCT	FT	FTA	PCT	OFF	DEF	TOT	AST	PF	DO	STL	TO	BLK	PIS	AVG
Chris Paul	78	78	3002	631	1255	50.3	64	176	36.4	455	524	.868	69	363	432	861	212	1	216	231	10	1781	22.8
David West	76	76	2982	610	1292	47.2	6	25	24.0	367	415	.884	160	486	646	173	207	1	49	163	68	1593	21.0
Peja Stojakovic	61	59	2089	287	719	39.9	145	394	37.8	93	104	.894	44	220	264	75	101	1	52	51	3	812	13.3
Rasual Butler	82	74	2614	348	803	43.3	140	359	39.0	86	110	.782	49	222	271	75	159	1	51	59	61	922	11.2
James Posey	75	0	2140	216	524	41.2	116	314	36.9	120	146	.822	38	324	362	82	216	1	58	79	21	668	8.9
Tyson Chandler	45	45	1445	160	283	56.5	0	0	0	77	133	.579	163	230	393	22	144	2	15	70	56	397	8.8
Devin Brown	63	5	869	111	313	35.5	28	97	28.9	78	100	.780	31	88	119	54	81	1	32	54	5	328	5.2
Hilton Armstrong	70	29	1092	138	246	56.1	0	2	0.00	62	98	.633	81	114	195	29	181	1	26	80	45	338	4.8
Morris Peterson	43	9	515	73	183	39.9	33	85	38.8	12	19	.632	13	71	84	16	51	0	15	2	191	4.4	
Julian Wright	54	19	772	109	234	46.6	2	21	9.95	17	30	.567	46	106	152	43	49	0	35	43	19	237	4.4
Antonio Daniels (NO)	61	4	733	81	191	42.4	17	49	34.7	55	67	.821	5	50	55	130	41	0	19	49	1	234	3.8
Sean Marks	60	5	838	80	165	48.5	2	10	20.0	30	44	.682	62	125	187	14	121	0	7	35	33	192	3.2
Melvin Ely	31	4	373	37	95	38.9	0	0	--	23	36	.639	30	34	64	18	58	0	2	23	9	97	3.1
Ryan Bowen	21	3	219	22	38	57.9	0	0	--	3	5	6.00	10	14	24	9	37	0	14	5	5	47	2.2
NEW ORLEANS	82	--	19755	2911	6366	457	556	1526	364	1479	1833	.807	802	2453	3255	1609	1665	9	593	1029	338	7857	95.8
OPPONENTS	82	--	19755	2851	6329	450	575	1625	354	1453	1879	.773	822	2459	3281	1649	1675	9	476	1089	290	7730	94.3

GAME-BY-GAME

Date	H/A	W/L	Opp	NOH/Opp	Record	Date	H/A	W/L	Opp	NOH/Opp	Record	Date	H/A	W/L	Opp	NOH/Opp	Record						
10/29	A	W	GSW	108-103	1-0	1/2	A	W	POR	92-77	20-9	2/27	H	W	MIL	95-94	35-22						
10/30	A	W	PHO	108-95	2-0	1/3	A	L	DEN	100-105	20-10	3/1	A	W	NJN	99-96	36-22						
11/1	H	W	CLE	104-92	3-0	1/6	A	W	LAL	116-105	21-10	3/2	A	W	PHI	98-91	37-22						
11/5	H	L	ATL	79-87	3-1	1/7	A	L	UTA	90-116	21-11	3/5	H	W	DAL	104-88	38-22						
11/7	A	L	CHA	89-92	3-2	1/9	H	W	LAC	107-80	22-11	3/7	H	W	OKC	108-90	39-22						
11/8	H	W	MIA	100-89	4-2	1/12	H	L	NYK	95-101	22-12	3/9	A	L	ATL	79-89	39-25						
11/12	H	L	LAL	86-95	4-3	1/14	A	W	DAL	104-97	23-12	3/11	A	W	WAS	109-98	40-25						
11/14	H	W	POR	88-82	5-4	1/16	A	L	CLE	78-92	23-13	3/15	A	W	MIL	95-86	41-25						
11/15	A	L	HOU	86-91	5-4	1/17	A	W	DET	91-85	24-13	3/14	A	L	CHI	79-97	41-24						
11/19	H	L	SAC	96-105	5-5	1/19	H	W	IND	103-100	25-13	3/16	H	L	HOU	84-95	41-25						
11/21	A	W	OKC	105-80	6-5	1/21	H	W	NIN	102-92	26-13	3/18	H	W	MIN	94-93	42-25						
11/22	H	W	OKC	109-87	7-5	1/23	A	L	MIN	108-116	26-14	3/20	H	W	MEM	96-84	43-25						
11/24	A	W	LAC	99-87	8-5	1/26	H	W	PHI	101-86	27-14	3/22	H	W	CSW	99-89	44-25						
11/27	A	W	DEN	105-101	9-5	1/30	H	W	DEN	94-81	28-14	3/25	H	L	DEN	88-101	44-26						
11/28	A	L	POR	86-101	9-6	1/30	H	L	GSW	87-91	28-15	3/27	A	L	NYK	93-101	44-27						
12/3	H	W	PHO	104-91	10-6	1/31	A	L	SAS	93-106	28-16	3/29	H	W	SAS	90-86	45-27						
12/6	H	W	MEM	106-87	11-6	2/2	H	L	POR	89-97	28-17	3/31	A	W	SAC	111-110	46-27						
12/10	H	W	CHA	105-89	12-6	2/4	H	L	CHI	93-107	28-18	4/1	A	W	LAC	100-118	47-27						
12/12	A	L	BOS	82-94	12-7	2/6	H	W	TOR	101-92	29-18	4/3	A	L	CSW	103-111	47-28						
12/14	A	W	TOR	99-91	13-7	2/8	H	W	MIN	101-97	30-18	4/5	H	L	UTA	94-108	47-29						
12/16	A	W	MEM	91-84	14-7	2/9	A	L	MEM	80-85	30-19	4/7	A	W	MIA	93-97*	48-29						
12/17	H	W	SAS	90-83	15-7	2/11	H	L	BOS	77-89	30-20	4/8	H	L	PHO	100-105	48-30						
12/20	H	W	SAC	99-90	16-7	2/17	A	W	OKC	100-98	31-20	4/10	A	L	DAL	92-100	49-31						
12/23	H	L	LAL	87-100	16-8	2/18	H	W	ORL	117-85	32-20	4/12	H	W	DAL	102-92	49-31						
12/25	A	L	ORL	68-88	16-9	2/20	A	L	LAL	111-115*	32-21	4/13	A	L	HOU	66-86	49-32						
12/26	H	W	HOU	88-79	17-9	2/21	A	L	UTA	88-102	32-22	4/15	A	L	SAS	98-105	49-33						
12/28	A	W	IND	105-103	18-9	2/23	A	W	SAC	112-105	33-22												
12/30	H	W	WAS	97-85	19-9	2/25	H	W	DET	90-87	34-22												

* - overtime

TEAM HISTORY

2007-08 ROSTER & STATS

RECORD: 56-26
WEST: 34-18
EAST: 22-8
DIVISION: 10-6
HOME: 30-11
ROAD: 26-15
OVERTIME: 4-0

Head Coach: Byron Scott, Arizona State
Assistant Coaches: Darrell Walker, Arkansas;
 Kenny Gattison, Old Dominion; Paul Pressey, Tulsa;
 Charlie Parker, Findlay
Trainer: Terry Kofler, Xavier

2007-08 FINAL STATISTICS

PLAYER	G	GS	MIN	FG	FGA	PCT	3FG	3FGA	PCT	FT	FTA	PCT	OFF	DEF	TOT	AST	PF	DQ	STL	TO	BLK	PIS	AVG
Chris Paul	80	80	3006	630	1291	488	92	249	369	332	390	.851	62	259	321	925	185	0	217	201	4	1684	21.1
David West	76	76	2870	629	1305	482	6	25	.240	300	353	.850	180	495	675	177	208	0	62	165	99	1564	20.6
Peja Stojakovic	77	77	2711	451	1026	440	231	524	441	130	140	.929	64	267	331	96	127	0	57	61	10	1263	16.4
Tyson Chandler	79	79	2783	377	605	623	0	1	.000	175	295	.593	322	606	928	81	245	4	45	136	84	929	11.8
Bonzi Wells (NO)	22	0	438	77	157	490	4	12	.333	35	53	.660	21	50	71	17	44	0	24	27	8	193	8.8
Jannero Pargo	80	5	1497	254	652	390	65	186	349	71	81	.877	26	104	130	192	123	0	50	93	5	644	8.1
Morris Peterson	76	76	1796	215	516	417	113	287	394	65	85	.765	36	170	206	67	125	0	47	41	7	608	8.0
Bobby Jackson	46	0	891	116	296	392	53	144	368	40	49	.819	23	87	110	76	59	0	32	31	3	325	7.1
Mike James (NO)	21	0	183	22	64	344	7	23	304	6	6	1.000	3	14	17	6	12	0	4	7	0	57	2.7
Rasual Butler	51	8	875	91	260	350	44	133	331	26	31	.839	16	84	100	36	66	1	15	10	21	252	4.9
Julian Wright	57	1	640	90	169	533	10	24	.417	33	52	.635	33	84	117	40	45	0	29	34	12	223	3.9
Melvin Ely	52	1	621	85	180	472	0	0	--	32	58	.552	28	117	145	22	79	0	7	42	18	202	3.9
Hilton Armstrong	65	3	732	67	148	453	0	0	--	44	70	.629	65	98	163	23	130	1	15	59	34	178	2.7
Marcus Vinicius	13	0	69	9	20	450	5	12	.417	5	11	.455	1	7	8	2	4	0	1	3	1	28	2.2
Ryan Bowen	53	4	660	49	100	490	0	1	.000	16	29	.552	55	45	100	25	77	0	32	15	11	114	2.2
Chris Andersen	5	0	34	2	7	286	0	0	--	2	4	.500	2	7	9	0	6	0	0	1	4	6	1.2
NEW ORLEANS	82	--	19805	3164	6796	466	630	1621	389	1312	1707	.769	937	2494	3431	1785	1531	6	637	974	321	8270	100.9
OPPONENTS	82	--	19805	3038	6604	460	544	1552	351	1217	1579	.771	815	2533	3348	1779	1573	9	470	1136	331	7837	95.6

GAME-BY-GAME

Date	H/A	W/L	Opp	NOH/Opp	Record	Date	H/A	W/L	Opp	NOH/Opp	Record	Date	H/A	W/L	Opp	NOH/Opp	Record						
10/31	H	W	SAC	104-90	1-0	12/28	A	W	CHA	99-85	19-10	2/29	H	W	UTA	110-98	39-18						
11/2	H	W	POR	113-93	2-0	12/29	H	W	CLE	86-76	20-10	3/2	A	L	WAS	84-101	39-19						
11/4	A	W	DEN	93-88	3-0	12/31	H	L	TOR	92-97	20-11	3/5	A	W	NYK	100-88	40-19						
11/6	A	W	LAL	118-104	4-0	1/2	A	W	LAC	95-81	21-11	3/5	H	W	ATL	116-101	41-19						
11/7	A	L	POR	90-93	4-1	1/4	A	W	GSW	116-104	22-11	3/7	H	W	NUN	107-96	42-19						
11/9	H	L	SAS	85-97	4-2	1/5	A	W	PHO	118-113	23-11	3/8	A	L	HOU	96-106	43-20						
11/11	A	W	PHI	93-72	5-2	1/9	A	L	LAL	80-109	23-12	3/12	H	W	SAS	100-75	43-20						
11/12	A	W	NUN	84-82	6-2	1/11	H	W	MIA	114-88	24-12	3/14	H	W	LAL	108-98	44-20						
11/14	H	W	PHI	95-76	7-2	1/13	A	W	HOU	87-82	25-12	3/16	A	L	DET	84-105	44-21						
11/16	A	W	MEM	120-118*	8-2	1/16	H	W	SEA	123-92	26-12	3/17	H	W	CHI	108-97	45-21						
11/17	A	W	MIN	100-82	9-2	1/18	H	W	CHA	112-84	27-12	3/19	H	W	HOU	90-69	46-21						
11/19	H	W	ORL	88-95	9-3	1/21	H	W	MIL	106-92	28-12	3/22	H	W	BOS	113-106	47-21						
11/21	H	L	IND	93-105	9-4	1/23	H	W	POR	96-81	29-12	3/25	A	W	IND	114-106	48-21						
11/23	A	L	UTA	71-99	9-5	1/25	H	W	LAC	111-92	30-12	3/26	A	W	CLE	100-99	49-21						
11/24	A	W	LAC	98-89	10-5	1/26	A	W	SAS	102-78	31-12	3/28	A	L	BOS	92-112	49-22						
11/26	H	L	MIN	94-103	10-6	1/28	H	W	DEN	117-9	32-12	3/30	A	W	TOR	118-111	50-22						
11/30	A	W	ATL	92-86	11-6	1/30	H	L	GSW	103-116	32-13	4/1	A	W	ORL	98-69	51-22						
12/1	H	W	DAL	112-108*	12-6	2/1	A	L	SAC	103-112	32-14	4/2	A	W	MIA	106-77	52-22						
12/5	H	L	DET	76-91	12-7	2/4	A	L	UTA	88-110	32-15	4/4	H	W	NYK	118-110	53-22						
12/7	H	W	MEM	118-116*	13-7	2/6	A	W	PHO	132-130**	33-15	4/6	H	W	GSW	108-96	54-22						
12/9	H	W	SEA	91-88	14-7	2/9	H	W	MEM	112-99	34-15	4/8	H	L	UTA	66-77	54-23						
12/12	A	L	DEN	99-105	14-8	2/12	A	W	CHI	100-86	35-15	4/12	A	W	MIN	122-90	55-23						
12/14	A	L	DAL	80-89	14-9	2/15	A	W	MIL	111-107	36-15	4/19	A	L	LAL	104-107	55-24						
12/15	H	W	PHO	101-98	15-9	2/20	H	W	DAL	104-93	37-15	4/12	A	L	SAC	91-94	55-25						
12/17	A	L	POR	76-88	15-10	2/22	H	L	HOU	80-100	37-16	4/15	H	W	LAC	114-92	56-25						
12/19	A	W	SEA	107-93	16-10	2/23	A	L	SAS	89-98	37-17	4/16	A	L	DAL	98-111	56-26						
12/22	H	W	MIN	110-76	17-10	2/25	H	L	WAS	92-95	37-18												
12/26	A	W	MEM	116-98	18-10	2/27	H	W	PHO	120-103	38-18												

* - overtime

TEAM HISTORY

2006-07 ROSTER & STATS

RECORD: 39-43
WEST: 23-29
EAST: 16-14
DIVISION: 6-10
HOME: 24-17
ROAD: 15-26
OVERTIME: 7-0

Head Coach: Byron Scott, Arizona State
Assistant Coaches: Darrell Walker, Arkansas;
 Kenny Gattison, Old Dominion; David Miller, Springfield College
Trainer: Terry Kofler, Xavier

2006-07 FINAL STATISTICS

PLAYER	G	GS	MIN	FG	FGA	PCT	3FG	3FGA	PCT	FT	FTA	PCT	OFF	DEF	TOT	AST	PF	DQ	STL	TO	BLK	PTS	AVG
David West	52	52	1900	377	792	.476	8	25	.320	187	227	.824	126	298	424	114	143	2	42	98	38	949	18.3
Peja Stojakovic	13	13	425	85	196	.423	34	84	.405	31	38	.816	11	43	54	11	29	0	8	19	4	231	17.8
Chris Paul	64	64	2353	381	871	.437	50	143	.350	292	357	.818	54	226	280	569	154	0	118	161	3	1104	17.3
Desmond Mason	75	75	2575	407	900	.452	0	0	--	214	323	.663	124	221	345	115	174	0	192	22	1028	13.7	
Devin Brown	58	49	1662	233	555	.420	81	227	.357	123	155	.794	55	196	251	149	139	0	44	91	9	670	11.6
Bobby Jackson	56	2	1330	204	518	.394	54	165	.327	130	168	.774	42	136	178	141	98	0	50	78	6	592	10.6
Rasual Butler	81	38	2223	314	788	.398	134	363	.369	56	87	.644	42	214	256	63	148	0	40	67	54	818	10.1
Tyson Chandler	73	73	2525	292	468	.624	0	1	.000	106	201	.527	320	584	904	66	244	5	37	126	129	690	9.5
Jannerro Pargo	82	7	1710	283	692	.409	81	209	.388	104	122	.852	20	160	180	203	121	0	53	122	4	751	9.2
Marc Jackson	56	25	1025	159	388	.410	0	1	.000	90	103	.874	62	130	192	58	89	0	21	65	7	408	7.3
Linton Johnson III	54	0	720	93	190	.489	10	30	.333	30	37	.811	52	111	163	18	101	0	33	27	18	226	4.2
Hilton Armstrong	56	5	634	68	125	.544	0	0	--	40	67	.597	58	91	149	10	79	0	12	35	26	176	3.1
Cedric Simmons	43	4	534	55	132	.417	0	0	--	16	33	.485	44	63	107	12	75	0	8	22	23	126	2.9
Brandon Bass	21	3	162	15	44	.341	0	1	.000	12	16	.750	13	30	43	3	16	0	2	10	3	42	2.0
Marcus Vinicius	13	0	103	7	15	.467	3	7	.429	5	7	.714	2	9	11	5	10	0	2	6	1	22	1.7
NEW ORLEANS	82	--	19880	2971	6674	.445	455	1256	.362	1436	1941	.740	1025	2512	3537	1537	1620	8	522	1187	347	7833	95.5
OPPONENTS	82	--	19880	3004	6579	.457	559	1575	.355	1395	1839	.759	853	2493	3346	1703	1733	8	554	1119	392	7962	97.1

GAME-BY-GAME

Date	H/A	W/L	Opp	NOK/Opp	Record	Date	H/A	W/L	Opp	NOK/Opp	Record	Date	H/A	W/L	Opp	NOK/Opp	Record						
11/1	A	W	BOS	91-87	1-0	12/29	H	W	DEN	99-89	12-17	2/27	A	L	CLE	107-97	27-30						
11/3	A	W	IND	100-91	2-0	12/30	A	L	DAL	80-94	12-18	2/28	H	W	ATL	107-100	28-30						
11/5	H	W	HOU	96-90	3-0	1/2	H	L	GSW	89-97	12-19	3/2	A	L	CHI	93-104	28-31						
11/7	H	W	GSW	97-93	4-0	1/4	H	L	DET	68-92	12-20	3/4	H	L	UTA	94-108	28-32						
11/9	A	L	GSW	116-121	4-1	1/6	H	L	IND	93-100	12-21	3/6	A	L	DEN	91-106	28-33						
11/10	A	L	POR	91-92	4-2	1/8	H	L	LAC	90-100	12-22	3/9	A	L	PHX	103-104	28-34						
11/12	A	L	LAC	76-92	4-3	1/10	A	W	ATL	96-77	13-22	3/10	A	L	UTA	86-96	28-35						
11/14	H	W	CHA	94-85	5-3	1/12	H	W	WAS	104-97	14-22	3/13	H	L	NJN	108-112	28-36						
11/15	A	W	DET	100-99	6-3	1/16	H	W	ORL	84-78*	15-22	3/16	A	W	NYK	92-90	29-36						
11/18	A	W	MIN	99-96	7-3	1/19	A	L	SAS	86-99	15-23	3/17	A	L	WAS	103-125	29-37						
11/21	H	W	MIA	101-86	8-3	1/20	H	W	LAL	113-103	16-23	3/19	H	W	BOS	106-88	30-37						
11/22	A	L	PHX	83-92	8-4	1/23	A	L	PHI	96-102	16-24	3/20	A	W	MEM	114-103	31-37						
11/24	H	L	MIN	79-86	8-5	1/24	A	L	TOR	88-90	16-25	3/23	H	L	LAL	105-111	31-38						
11/25	A	L	DAL	73-85	8-6	1/26	H	W	SAC	88-84	17-25	3/25	H	W	HOU	106-94	32-38						
11/28	H	L	TOR	77-94	8-7	1/27	H	W	UTA	94-83	18-25	3/27	H	L	DAL	89-105	32-39						
12/1	H	L	CHI	108-111	8-8	1/29	H	W	POR	103-91	19-25	3/28	A	L	SAS	88-92	32-40						
12/6	A	W	LAL	105-89	9-8	1/31	H	L	PHI	78-89	19-26	3/31	H	W	NYK	103-94*	33-40						
12/8	A	L	SEA	74-94	9-9	2/2	H	W	MIN	90-83	20-26	4/3	A	W	MIL	119-101	34-40						
12/9	A	L	GSW	80-101	9-10	2/3	A	W	HOU	87-74	21-26	4/4	H	W	SEA	101-92*	35-40						
12/11	H	W	CLE	95-89	10-10	2/5	A	L	SAC	99-105	21-27	4/6	H	L	PHX	95-103	35-41						
12/14	H	L	SAS	77-103	10-11	2/7	A	W	DEN	114-112*	22-27	4/7	A	W	MIN	96-94	36-41						
12/16	H	L	DAL	79-90	10-12	2/8	H	W	MIL	109-101**	23-27	4/10	H	W	LAC	103-100*	37-41						
12/18	A	L	MIA	99-101	10-13	2/10	H	W	MEM	104-99	24-27	4/15	H	L	DEN	105-107	37-42						
12/20	A	L	ORL	83-86	10-14	2/13	A	L	MEM	110-108	24-28	4/14	A	L	HOU	112-123	37-43						
12/22	H	W	MEM	100-97*	11-14	2/14	H	W	SAC	100-93	25-28	4/16	A	W	SAC	125-118	38-43						
12/23	H	L	SAS	77-112	11-15	2/20	A	L	CHA	111-104	25-29	4/18	A	W	LAC	86-83	39-43						
12/26	A	L	SEA	94-102	11-1	2/21	A	W	NIN	98-107	26-29												
12/27	A	L	POR	85-100	11-17	2/23	H	W	SEA	89-97	27-29												

* - overtime

TEAM HISTORY

2005-06 ROSTER & STATS

RECORD: 38-44
WEST: 25-27
EAST: 13-17
DIVISION: 7-9
HOME: 24-17
ROAD: 14-27
OVERTIME: 2-2

Head Coach: Byron Scott, Arizona State
Assistant Coaches: Jim Cleamons, Ohio State; Darrell Walker, Arkansas; Kenny Gattison, Old Dominion; David Miller, Springfield College
Trainer: Terry Kofler, Xavier

2005-06 FINAL STATISTICS

PLAYER	G	GS	MIN	FG	FGA	PCT	3FG	3FGA	PCT	FT	FTA	PCT	OFF	DEF	TOT	AST	PF	DO	STL	TO	BLK	PIS	AVG
David West	74	74	2526	530	1036	.512	3	11	.273	199	236	.843	168	380	548	92	114	1	61	105	64	1262	17.1
Chris Paul	78	78	2808	407	947	.450	50	177	.282	394	465	.847	61	339	400	611	218	0	175	183	6	1258	16.1
Speedy Claxton	71	3	2019	304	736	.413	17	63	.270	246	320	.469	39	154	193	339	177	1	108	154	6	871	12.3
Desmond Mason	70	55	2102	275	690	.399	1	6	.167	206	302	.682	64	234	298	66	136	1	42	113	17	757	10.8
PJ Brown	75	73	2380	269	583	.461	0	0	--	139	168	.827	182	365	547	90	216	2	46	90	50	677	9.0
Rasual Butler	79	20	1875	257	633	.406	92	242	.380	79	114	.695	51	181	232	40	142	0	33	65	45	685	8.7
Kirk Snyder	68	45	1310	205	453	.453	46	129	.357	86	117	.735	55	106	161	102	106	1	29	70	23	542	8.0
JR Smith	55	25	989	144	366	.393	52	140	.371	83	101	.822	19	91	110	58	90	0	37	54	4	423	7.7
Marcus Fizer	3	0	39	9	17	.529	1	1	1.000	1	2	.500	1	6	7	1	5	0	2	0	2	0	6.7
Marc Jackson(NOK)	27	10	594	108	221	.489	1	2	.500	28	34	.824	56	72	128	22	56	1	8	37	2	245	9.1
Boštjan Nachbar	25	13	405	42	124	.339	17	57	.298	25	36	.694	4	45	49	22	52	0	13	20	5	126	5.0
Chris Andersen	32	2	570	56	98	.571	0	0	--	49	103	.476	61	94	155	6	84	0	8	26	41	161	5.0
Aaron Williams(NOK)	34	2	692	81	157	.516	0	0	--	35	52	.673	59	107	166	16	110	0	13	25	18	197	5.8
Linton Johnson(NOK)	27	7	489	56	139	.403	13	36	.361	17	23	.739	40	75	115	12	54	2	10	24	12	142	5.3
Moochie Norris(NOK)	26	0	183	20	47	.426	4	9	.444	16	25	.640	3	17	20	21	18	0	6	17	0	60	3.8
Brandon Bass	19	1	268	28	70	.400	0	0	--	12	19	.632	18	50	68	3	18	0	3	11	7	68	2.3
Aryldas Macijauskas	19	0	135	14	41	.341	3	12	.250	13	15	.867	3	7	10	5	10	0	7	8	0	44	2.3
Jackson Vroman	41	2	406	26	66	.394	0	0	--	21	44	.477	33	53	86	11	78	2	12	21	11	73	1.8
Maciej Lampe	2	0	16	0	4	.000	0	0	--	0	0	--	1	3	4	2	2	0	0	1	0	0	0.0
NEW ORLEANS	82	--	19805	2851	6428	.440	300	885	.339	1649	2176	.758	918	2379	3297	1519	1786	11	611	1095	311	7611	92.8
OPPONENTS	82	--	19805	2883	6286	.459	546	1486	.367	1530	2014	.760	860	2498	3358	1584	1910	17	527	1197	432	7842	95.6

GAME-BY-GAME

Date	H/A	W/L	Opp	NOK/Opp	Record	Date	H/A	W/L	Opp	NOK/Opp	Record	Date	H/A	W/L	Opp	NOK/Opp	Record
11/1	H	W	SAC	93-67	1-0	12/31	H	L	DAL	90-95	12-17	2/28	A	L	SEA	103-114	31-26
11/2	A	L	CLE	87-109	1-1	1/2	H	W	CHA	103-86	13-17	3/1	A	L	LAC	67-89	31-27
11/5	A	W	HOU	91-84	2-1	1/4	H	W	MIA	107-92	14-17	3/6	H	L	PHO	88-101	31-28
11/9	H	L	ORL	83-88	2-2	1/6	H	W	POR	90-80	15-17	3/8	H	L	LAL	107-113	31-29
11/12	H	L	DAL	103-109	2-3	1/7	A	L	ATL	93-101	15-18	3/10	H	L	IND	90-92	31-30
11/15	A	L	MIA	102-109*	2-4	1/10	H	L	DET	89-96	15-19	3/12	H	L	NIN	84-95	31-31
11/16	H	L	DEN	81-91	2-5	1/13	H	W	SAC	90-76	16-19	3/14	A	L	SAS	81-96	31-32
11/18	H	W	ATL	95-92	3-5	1/14	A	W	HOU	86-80	17-19	3/18	H	L	DEN	94-109	31-33
11/19	A	W	ORL	98-95	4-5	1/16	A	W	CHA	107-92	18-19	3/21	H	W	LAC	120-108	32-33
11/21	A	L	PHI	91-103	4-6	1/18	H	W	MEM	87-79	19-19	3/23	H	L	HOU	92-93	32-34
11/23	H	W	MIN	84-80	5-6	1/20	A	L	WAS	99-110	19-20	3/24	A	L	CHI	82-96	32-35
11/26	A	W	SEA	105-99	6-6	1/21	A	W	NYK	109-98	20-20	3/26	A	L	LAL	94-105	32-36
11/28	A	L	GSW	83-99	6-7	1/23	A	L	BOS	78-91	20-21	3/27	A	L	UTA	80-104	32-37
11/30	A	W	DEN	102-95	7-7	1/25	H	L	SAS	68-84	20-22	3/29	A	W	GSW	86-85	32-27
12/2	H	W	PHI	88-86	8-7	1/28	A	W	MEM	95-86	21-22	3/31	H	W	MEM	107-102	34-37
12/3	A	L	DAL	88-97	8-8	1/30	H	W	MIL	94-93	22-22	4/2	A	W	TOR	120-113**	35-37
12/6	A	L	MEM	73-89	8-9	2/1	H	W	CHI	100-95	23-22	4/4	A	L	DET	93-101	35-38
12/7	H	L	BOS	87-101	8-10	2/4	H	W	LAL	106-90	24-22	4/5	H	W	GSW	114-109	36-38
12/9	A	L	POR	95-98*	8-11	2/6	A	L	NIN	91-99	24-23	4/7	H	W	TOR	95-89*	37-38
12/11	A	L	SAC	100-110	8-12	2/8	H	W	SEA	109-102	25-23	4/8	A	L	DAL	77-101	37-39
12/12	A	W	PHO	91-87	9-12	2/10	H	W	NYK	111-100	26-23	4/10	H	L	CLE	101-103	37-40
12/14	H	W	LAC	102-89	10-12	2/11	A	W	MIN	100-94	27-23	4/12	H	W	SEA	104-99	38-40
12/16	H	L	PHO	88-101	10-13	2/13	H	W	WAS	97-96	28-23	4/14	H	L	UTA	104-105	38-41
12/18	H	W	SAS	89-76	11-13	2/15	H	W	POR	02-86	29-23	4/16	A	L	SAC	79-96	38-42
12/21	A	L	MIN	69-88	11-14	2/21	A	L	IND	75-97	29-24	4/17	A	L	PHO	78-115	38-43
12/23	A	L	MIL	94-101	11-15	2/22	H	L	UTA	76-82	29-25	4/19	A	L	LAL	95-115	38-44
12/28	H	W	HOU	92-90	12-15	2/25	A	W	UTA	100-95	30-25						
12/29	A	L	SAS	84-111	12-16	2/26	A	W	POR	88-75	31-25						

* - overtime

TEAM HISTORY

2004-05 ROSTER & STATS

RECORD: 18-64
WEST: 10-42
EAST: 8-22
DIVISION: 2-14
HOME: 11-30
ROAD: 7-34
OVERTIME: 2-6

Head Coach: Byron Scott, Arizona State
Assistant Coaches: Jim Cleamons, Ohio State; Darrell Walker, Arkansas; Kenny Gattison, Old Dominion
Trainer: Terry Kofler, Xavier

2004-05 FINAL STATISTICS

PLAYER	G	GS	MIN	FG	FGA	PCT	3FG	3FGA	PCT	FT	FTA	PCT	OFF	DEF	TOT	AST	PF	DO	STL	TO	BLK	PIS	AVG
Baron Davis	18	13	593	111	303	.366	44	137	.321	74	96	.771	16	51	67	129	52	0	31	38	4	340	18.9
Lee Nailon	68	51	2017	415	869	.478	0	2	.000	133	165	.806	128	170	298	109	190	1	36	110	16	965	14.2
David Wesley	26	26	934	133	342	.389	28	80	.350	67	76	.882	12	73	85	109	65	0	35	54	1	361	13.9
Dan Dickau(NO)	67	46	2074	305	748	.408	84	242	.347	188	225	.836	34	45	79	346	200	3	6	44	4	882	3.2
Jamaal Magloire	25	22	705	98	227	.432	0	0	---	74	123	.602	79	126	205	29	74	0	8	59	23	270	1.7
Speedy Claxton(NO)	6	3	365	41	110	.373	1	9	.111	25	41	.610	5	26	31	88	30	1	22	27	2	08	6.8
PJ Brown	82	78	2817	538	758	.446	0	0	---	210	243	.864	266	471	37	178	233	3	4	01	50	86	0.8
JR Smith	76	56	1859	295	748	.394	81	281	.288	111	161	.689	39	113	152	142	35	0	55	109	11	782	10.3
Hilton Armstrong	14	9	412	53	159	.333	17	70	.243	19	21	.905	16	32	48	65	30	1	5	28	2	142	10.1
Rodney Rogers	30	26	882	109	289	.377	25	92	.272	32	42	.762	28	114	142	60	105	1	19	66	12	275	9.2
Chris Andersen	67	2	1430	100	251	.398	32	88	.364	103	130	.792	18	82	100	76	48	0	22	44	7	335	7.6
Bostjan Nachbar(NO)	55	4	1137	146	368	.397	65	175	.371	88	105	.838	20	132	152	65	153	1	28	68	16	445	8.1
Casey Jacobsen(NO)	44	1	1030	100	251	.398	32	88	.364	103	130	.792	18	82	100	76	48	0	22	44	7	335	7.6
David West	30	8	552	75	172	.436	2	5	.400	34	50	.680	40	89	129	23	62	0	12	37	16	186	6.2
Junior Harrington	29	7	550	64	178	.360	6	19	.316	29	35	.829	13	50	63	62	72	1	25	41	5	163	5.6
Alex Garcia	8	3	146	18	52	.346	5	18	.278	3	4	.750	7	8	15	18	15	0	4	8	1	44	5.5
Jackson Vroman(NO)	36	17	648	76	183	.415	0	3	.000	44	68	.647	59	103	162	33	94	3	22	57	17	196	5.4
Matt Freije	23	11	441	37	127	.291	14	54	.259	5	8	.625	16	45	61	20	40	1	13	17	2	93	4.0
George Lynch	44	27	933	68	189	.360	11	37	.297	17	23	.739	55	119	174	88	83	0	32	57	12	164	3.7
Masley Lampe(NO)	21	0	261	32	83	.386	0	1	.000	7	10	.700	15	42	57	10	31	0	4	7	5	71	3.4
Cordie Edwards	10	0	110	10	31	.323	0	0	---	7	12	.583	12	13	25	3	19	1	3	2	4	27	2.7
Lonny Baxter	4	0	36	3	11	.273	0	0	---	0	2	.000	4	4	8	0	10	0	0	0	0	6	1.5
NEW ORLEANS	82	--	19930	2718	6556	.415	415	1316	.315	1401	1830	.766	1019	2281	3300	1724	1883	17	550	1217	310	7252	88.4
OPPONENTS	82	--	19930	2847	6299	.452	494	1346	.367	1644	2122	.775	947	2485	3432	1742	1728	11	634	1168	452	7832	95.5

GAME-BY-GAME

Date	H/A	W/L	Opp	NOK/Opp	Record	Date	H/A	W/L	Opp	NOK/Opp	Record	Date	H/A	W/L	Opp	NOK/Opp	Record	
11/3	H	L	DAL	91-106	0-1	1/3	A	L	BOS	90-108	2-27	3/2	H	W	CHA	94-85	12-45	
11/5	H	L	ORL	89-90	0-2	1/5	H	L	CHI	89-95	2-28	3/4	H	W	UTA	92-85	13-45	
11/6	A	L	MIN	92-99	0-3	1/7	A	L	MEM	76-84	2-29	3/6	H	L	TOR	84-95	13-46	
11/9	H	L	LAL	98-106	0-4	1/8	H	W	SAC	121-117*	3-29	3/9	H	L	NUN	85-86*	13-47	
11/12	H	L	ATL	95-96	0-5	1/11	A	W	NYK	88-82	4-29	3/12	H	W	MIL	111-107	14-47	
11/13	A	L	MIL	91-94	0-6	1/12	A	L	DET	76-90	4-30	3/14	A	L	SAS	89-112	14-48	
11/17	H	L	PHO	84-95	0-7	1/14	H	W	POR	112-106	5-30	3/16	H	L	MEM	82-88	14-49	
11/20	H	L	MIN	94-99	0-8	1/16	A	L	TOR	99-102	5-31	3/18	A	W	CHI	94-90	15-49	
11/22	A	W	UTA	76-75	1-8	1/17	A	L	PHI	91-95	5-32	3/19	H	L	BOS	100-113	15-50	
11/23	A	L	GSW	109-115***	1-9	1/19	H	W	IND	90-87	6-32	3/21	A	L	DAL	86-103	15-51	
11/26	A	L	PHO	86-95	1-10	1/22	H	W	LAC	88-85	7-32	3/23	A	L	MIN	102-107	15-52	
11/28	A	L	LAL	76-89	1-11	1/24	A	L	MIA	68-97	7-33	3/25	H	L	HOU	68-81	15-53	
11/29	A	L	DEN	67-76	1-12	1/26	H	L	HOU	77-82	7-34	3/26	A	W	MEM	96-85	16-53	
12/1	H	L	SAC	81-94	1-13	1/28	H	W	PHI	99-95*	8-34	3/28	H	L	CLE	108-109*	16-54	
12/4	H	L	DET	69-92	1-14	1/29	A	L	SAS	83-93	8-35	4/1	A	W	HOU	76-73	17-54	
12/7	A	L	HOU	81-89	1-15	1/31	H	L	MEM	91-98	8-36	4/2	H	L	MIA	99-111	17-55	
12/8	H	L	NYK	79-86	1-16	2/2	H	L	DAL	82-90	8-37	4/5	A	W	ATL	96-86	18-55	
12/10	A	L	NUN	91-94*	1-17	2/4	A	L	GSW	82-90	8-38	4/6	H	L	DEN	83-94	18-56	
12/12	A	L	WAS	69-88	1-18	2/5	A	L	UTA	92-108	8-39	4/8	H	L	UTA	87-98	18-57	
12/14	A	L	CHA	93-94	1-19	2/8	A	L	SEA	91-108	8-40	4/10	H	L	POR	81-90	18-58	
12/15	H	W	GSW	98-89	2-19	2/9	A	W	POR	91-80	9-40	4/12	A	L	PHO	85-99	18-59	
12/17	H	L	SAS	67-83	2-20	2/11	H	W	GSW	111-108	10-40	4/15	A	L	DEN	102-116	18-60	
12/19	A	L	SAC	71-107	2-21	2/13	A	L	ORL	94-97	10-41	4/17	A	L	SEA	72-97	18-61	
12/21	A	L	LAC	91-100*	2-22	2/14	H	W	WAS	98-96	11-41	4/16	A	L	LAC	89-94	18-62	
12/22	A	L	LAL	89-101	2-23	2/16	H	L	SAS	78-101	11-42	4/18	H	L	MIN	99-102	18-63	
12/26	A	L	CLE	91-100	2-24	2/23	H	L	SEA	85-103	11-43	4/20	H	L	LAC	99-102	18-64	
12/27	A	L	IND	82-100	2-25	2/27	H	L	DEN	93-94	11-44							
12/29	H	L	PHO	96-107	2-26	2/28	A	L	DAL	86-90	11-45							

* - overtime

TEAM HISTORY

2003-04 ROSTER & STATS

RECORD: 41-41
WEST: 30-24
EAST: 11-17
DIVISION: 14-14
HOME: 25-16
ROAD: 16-25
OVERTIME: 3-3

Head Coach: Tim Floyd, Louisiana Tech
Assistant Coaches: Alvin Gentry, Appalachian State;
 Jeff Bower, St. Francis (PA); Kenny Gattison, Old Dominion;
 Jan van Breda Koff, Vanderbilt
Trainer: Terry Kofler, Xavier

2003-04 FINAL STATISTICS

PLAYER	G	GS	MIN	FG	FGA	PCT	3FG	3FGA	PCT	FT	FTA	PCT	OFF	DEF	TOT	AST	PF	DQ	STL	TO	BLK	PTS	AVG
Baron Davis	67	66	2686	554	1402	.395	187	582	.321	237	352	.673	66	221	287	501	178	2	158	215	27	1532	22.9
Jamaal Mashburn	19	18	730	156	398	.392	19	67	.284	65	80	.813	19	98	117	47	42	0	14	37	5	396	20.8
David Wesley	61	60	2001	311	800	.389	92	285	.323	137	182	.753	28	106	134	175	147	1	71	100	14	851	14.0
Jamaal Magloire	82	82	2777	383	809	.473	0	1	.000	353	470	.751	268	579	847	86	278	6	43	201	101	1119	13.6
Hilton Armstrong	79	22	2247	291	736	.395	135	429	.315	123	144	.854	63	163	226	31	148	1	133	155	16	840	10.6
PJ Brown	80	80	2753	339	712	.476	0	1	.000	158	185	.854	237	453	690	155	203	2	78	101	73	836	10.5
Stacey Augmon	69	24	1416	143	347	.412	1	7	.143	110	139	.791	52	122	174	85	114	2	55	76	15	397	5.8
Robert Traylor	71	0	942	145	287	.505	2	5	.400	70	128	.547	106	156	262	43	161	3	39	62	37	362	5.1
Steve Smith	71	4	929	119	293	.406	43	107	.402	77	83	.928	27	54	81	56	91	0	15	42	6	358	5.0
Shammond Williams(NO)	16	2	238	28	81	.346	5	26	.192	11	13	.846	0	17	17	52	22	0	14	21	1	72	4.5
George Lynch	78	51	1701	149	375	.397	43	139	.309	34	51	.667	96	216	312	117	159	1	48	64	18	375	4.8
Maurice Carter(NO)	6	0	60	6	21	.286	3	8	.375	5	8	.625	2	6	8	2	5	0	0	3	0	20	3.3
David West	71	1	930	108	228	.474	0	2	.000	57	80	.713	117	180	297	60	117	0	27	48	28	273	3.8
Sean Rooks	35	0	325	34	94	.362	0	0	--	12	15	.800	10	40	50	11	48	0	9	15	5	80	2.3
Tierre Brown	3	0	17	2	4	.500	0	0	--	2	4	.500	0	1	1	2	1	0	0	7	0	6	2.0
Bryce Drew	15	0	78	4	18	.222	1	7	.143	3	3	1.000	0	6	6	13	1	0	4	8	0	12	0.8
NEW ORLEANS	82	--	19830	2772	6605	.420	531	1666	.319	1454	1937	.751	1091	2418	3509	1716	1715	18	708	1228	346	7529	91.8
OPPONENTS	82	--	19830	2843	6443	.441	444	1301	.341	1407	1877	.750	972	2477	3449	1790	1734	14	613	1282	429	7537	91.9

GAME-BY-GAME

Date	H/A	W/L	Opp	NOK/Opp	Record
10/29	H	W	ATL	88-83*	1-0
10/30	A	W	ORL	100-98	2-0
11/1	H	W	BOS	97-90	3-0
11/3	A	L	ATL	80-90	3-1
11/5	A	W	PHI	106-99*	4-1
11/7	H	W	LAL	114-95	5-1
11/8	H	L	CHI	106-109	5-2
11/11	A	L	DAL	97-125	5-3
11/12	H	W	UTA	96-89	6-3
11/15	H	W	POR	101-79	7-3
11/18	A	W	NJN	88-85	8-3
11/19	A	W	BOS	81-73	9-3
11/21	H	L	IND	75-76	9-4
11/23	A	W	DET	81-80	10-4
11/25	A	L	MIA	87-91	10-5
11/26	H	W	CLE	82-72	11-5
11/29	A	L	NYK	74-79	11-6
12/2	A	W	ORL	100-91	12-6
12/3	H	W	ORL	106-91	13-6
12/5	H	L	HOU	74-83	13-7
12/6	A	W	CHI	97-91	14-7
12/8	H	W	MIL	91-85	15-7
12/11	A	W	PHO	111-101	16-7
12/12	A	W	GSW	96-85	17-7
12/15	A	L	LAC	80-109	17-8
12/16	A	L	DEN	94-116	17-9
12/18	H	L	SAC	90-101	17-10
12/20	H	W	MEM	94-89	18-10

Date	H/A	W/L	Opp	NOK/Opp	Record
12/23	A	L	CLE	86-97	18-11
12/26	H	W	ATL	109-79	19-11
12/29	A	L	DET	99-108	19-12
12/31	A	W	BOS	96-94	20-12
1/2	A	W	TOR	86-74	21-12
1/3	A	L	IND	84-91	21-13
1/7	H	W	WAS	97-87	22-13
1/9	H	L	SAS	84-94	22-14
1/10	A	L	CHI	84-89	22-15
1/13	H	L	MIN	89-94	22-16
1/15	H	L	TOR	74-78*	22-17
1/17	H	W	ORL	91-90	23-17
1/19	A	L	MIN	90-97	23-18
1/21	H	L	PHI	86-92	23-19
1/23	H	W	DEN	97-91	24-19
1/24	A	W	SAS	98-96	25-19
1/28	H	W	MIL	101-100	26-19
1/30	A	L	PHI	82-85	26-20
1/31	H	L	MIA	70-94	26-21
2/2	H	L	NJN	70-91	26-22
2/4	H	L	DAL	104-113	26-23
2/6	H	W	DET	92-81	27-23
2/7	A	L	MIL	97-107	27-24
2/11	H	W	NYK	106-98	28-24
2/17	A	W	IND	89-75	29-24
2/18	H	W	WAS	120-98	30-24
2/21	A	L	NJN	84-97	30-25
2/23	A	L	CLE	100-104	30-26

Date	H/A	W/L	Opp	NOK/Opp	Record
2/25	H	W	LAC	99-93	31-26
2/27	H	W	IND	89-77	32-26
2/28	A	L	MEM	92-97	32-27
3/1	A	L	WAS	106-111*	32-28
3/3	H	W	CHI	100-97*	33-28
3/5	H	L	CLE	85-88	33-29
3/7	A	L	TOR	76-84	33-30
3/10	H	W	MIA	95-84	34-30
3/11	A	L	HOU	86-97	34-31
3/15	H	W	GSW	102-84	35-31
3/16	A	L	MIA	83-96	35-32
3/17	H	W	PHI	104-80	36-32
3/19	H	L	SEA	80-91	36-33
3/21	H	L	TOR	120-121*	36-34
3/23	H	W	DET	82-81	37-34
3/25	A	L	ATL	76-84	37-35
3/26	H	L	PHO	94-99	37-36
3/30	A	L	LAL	88-107	37-37
3/31	A	L	UTA	76-89	37-38
4/4	A	L	SEA	88-96	38-39
4/6	A	L	SAC	91-105	38-40
4/9	H	W	BOS	89-80	39-40
4/10	A	W	MIL	92-87	40-40
4/12	H	L	NYK	97-101	40-41
4/14	A	W	WAS	94-78	41-41

* - overtime

TEAM HISTORY

2002-03 ROSTER & STATS

RECORD: 47-35
WEST: 32-22
EAST: 15-13
DIVISION: 17-11
HOME: 29-12
ROAD: 21-20
OVERTIME: 5-4

Head Coach: Paul Silas, Creighton
Assistant Coaches: Brian Hill, Kennedy; Stephen Silas, Brown;
 Bob Donewald Jr., Western Michigan
Trainer: Terry Kofler, Xavier '76

2002-03 FINAL STATISTICS

PLAYER	G	GS	MIN	FG	FGA	PCT	3FG	3FGA	PCT	FT	FTA	PCT	OFF	DEF	TOT	AST	PF	DQ	STL	TO	BLK	PTS	AVG
Jamaal Mashburn	82	81	3321	670	1586	.422	119	306	.389	313	369	.848	66	452	498	462	196	0	83	230	17	1772	21.6
Baron Davis	50	47	1889	332	798	.416	99	283	.350	93	131	.710	56	130	186	320	148	3	91	140	22	856	17.1
David Wesley	73	73	2710	449	1037	.433	134	316	.424	185	237	.781	38	137	175	251	173	0	109	132	9	1217	16.7
PJ Brown	78	78	2609	319	601	.531	0	3	.000	194	232	.836	243	458	701	147	203	3	67	158	80	832	10.7
Jamaal Magloire	82	82	2443	305	655	.480	0	3	.000	231	322	.717	260	464	724	88	276	4	49	158	111	841	10.3
Courtney Alexander	66	7	1360	193	505	.382	19	57	.333	118	146	.808	39	79	118	79	125	0	31	68	6	523	7.9
Elden Campbell	41	1	685	101	247	.409	0	1	.000	93	115	.809	34	108	142	42	102	2	24	42	31	295	7.2
Kenny Anderson (NO)	23	1	446	61	150	.407	1	2	.500	16	22	.727	14	31	45	77	43	0	18	42	4	139	6.0
Robert Pack	28	4	440	52	129	.403	0	5	.000	41	55	.745	11	40	51	81	35	0	25	40	0	145	5.2
George Lynch	81	32	1497	147	359	.409	28	79	.354	41	74	.554	139	214	353	104	136	1	66	52	19	363	4.5
Jerome Moiso	51	1	644	89	171	.520	0	0	--	27	41	.659	59	119	178	22	87	1	19	46	44	205	4.0
Robert Traylor	69	0	851	105	237	.443	1	3	.333	57	88	.648	108	154	262	50	153	1	45	53	37	268	3.9
Stacey Augmon	70	3	862	79	192	.411	0	7	.000	54	72	.750	26	93	119	69	80	0	27	40	9	212	3.0
Bryce Drew	2	0	12	2	4	.500	0	0	--	2	2	1.000	0	0	0	1	0	0	0	0	0	6	3.0
Kirk Haston	13	0	79	8	27	.296	3	7	.429	0	0	--	4	9	13	11	2	0	2	3	0	19	1.5
NEW ORLEANS	82	--	19905	2914	6695	.435	404	1075	.376	1467	1910	.768	1097	2475	3572	1807	1769	15	656	1212	394	7699	93.9
OPPONENTS	82	--	19905	2857	6518	.438	338	1001	.338	1474	1925	.766	909	2368	3277	1630	1754	12	647	1196	427	7526	91.8

GAME-BY-GAME

Date	H/A	W/L	Opp	NOK/Opp	Record
10/30	H	W	UTA	100-75	1-0
11/1	A	L	CHI	79-84	1-1
11/2	H	W	MIA	100-95	2-1
11/6	H	W	SEA	86-84	3-1
11/8	H	W	GSW	110-104	4-1
11/10	A	W	NYK	97-91*	5-1
11/12	A	L	DET	87-95	5-2
11/13	H	W	MIN	102-98	6-2
11/15	H	W	CHI	105-87	7-2
11/16	A	L	ATL	82-89	8-3
11/19	H	W	PHI	99-98	9-3
11/22	H	W	NYK	105-97*	9-3
11/23	A	W	CLE	97-84	10-3
11/25	A	L	PHI	87-108	10-4
11/27	H	W	ATL	106-94	11-4
11/30	A	L	NYK	86-92*	11-5
12/1	A	L	BOS	86-95	11-6
12/3	A	W	CHI	115-90	12-6
12/4	H	W	TOR	89-74	13-6
12/6	H	W	HOU	98-96*	14-6
12/7	A	W	MIL	94-88	15-6
12/9	H	L	LAC	90-94	15-7
12/12	A	W	UTA	93-88	16-7
12/13	A	W	LAL	98-82	17-7
12/15	A	L	SAC	92-107	17-8
12/17	A	L	POR	93-102	17-9
12/18	A	L	GSW	106-111	17-10
12/20	A	W	SEA	88-86*	18-10

Date	H/A	W/L	Opp	NOK/Opp	Record
12/23	A	L	SAS	99-94*	18-11
12/26	H	L	DAL	81-83	18-12
12/28	A	L	IND	84-91	18-13
12/29	A	L	HOU	85-97	18-14
12/31	H	L	IND	86-89	18-15
1/3	H	W	ORL	100-89	19-15
1/5	A	W	TOR	99-84	20-15
1/6	A	L	MEM	102-106	20-16
1/8	H	L	BOS	83-93	20-17
1/10	H	L	DET	99-101*	20-18
1/11	A	L	ATL	80-87	20-19
1/15	H	L	LAL	82-90	20-20
1/17	H	W	CHI	90-83	21-20
1/20	H	W	PHO	114-102	22-20
1/22	H	W	WAS	103-94	23-20
1/24	H	L	POR	96-97*	23-21
1/27	H	L	MIL	93-108	23-22
1/29	H	W	TOR	104-83	24-22
1/31	A	L	NUN	72-89	24-23
2/1	A	L	WAS	104-109	24-24
2/3	H	W	BOS	103-96	25-24
2/5	H	W	SAC	108-84	26-24
2/11	A	W	MIA	78-89	27-24
2/12	H	L	IND	72-83	27-25
2/14	A	L	MIN	93-114	27-26
2/16	H	W	DEN	100-92	28-26
2/18	A	L	ORL	94-99	28-27
2/19	H	W	WAS	87-75	29-27

Date	H/A	W/L	Opp	NOK/Opp	Record
2/21	H	W	MEM	125-123*	30-27
2/22	A	W	DET	93-91	31-27
2/26	H	W	MIA	91-82	32-27
2/28	A	W	DET	94-88	33-27
3/1	A	W	PHO	94-88	34-27
3/3	A	W	LAC	111-108	35-27
3/7	H	W	CLE	102-76	36-27
3/9	H	L	NUN	92-102	36-28
3/11	A	W	IND	81-71	37-28
3/12	A	L	BOS	65-93	37-29
3/14	A	W	MIA	87-83	38-29
3/15	A	L	ORL	86-96	38-30
3/19	H	W	NYK	101-96	39-30
3/21	H	W	MIL	113-98	40-30
3/22	A	L	MIL	85-93	40-31
3/26	H	L	ORL	95-97	40-32
3/28	A	W	TOR	101-92	41-32
3/30	H	L	SAS	90-92	41-33
4/1	A	L	DAL	86-95	41-34
4/2	H	W	NUN	106-97	42-34
4/5	A	L	CLE	76-79	42-35
4/9	H	W	DET	100-81	43-35
4/11	H	W	CLE	93-89	44-35
4/13	A	W	PHI	94-89	45-35
4/14	A	W	NUN	87-74	46-35
4/16	H	W	ATL	92-77	47-35

* - overtime

TEAM HISTORY

ALL-TIME ROSTER

Adams, Steven

6-11 • Center • Pittsburgh

Acquired from Oklahoma City, along with Eric Bledsoe (via Milwaukee), as well as two future first round draft picks and the rights to swap two additional first round picks from Milwaukee in exchange for guard Jrue Holiday (to Milwaukee), guard Josh Gray, and forwards Zylan Cheatham, Darius Miller and Kenrich Williams (to Oklahoma City), as well as two future second-round draft picks (2023 via Washington, 2024 via Charlotte) as part of a four-team trade with Denver, Milwaukee and Oklahoma City on November 24, 2020...Signed a contract extension with New Orleans...Traded to Memphis along with Eric Bledsoe and the draft rights to Ziaire Williams and Jared Butler and a 2022 protected first round pick in exchange for Jonas Valanciunas, Devonte' Graham (via Charlotte) and the draft rights to Trey Murphy III and Brandon Boston.

YEAR	G	GS	MIN	FG	FGA	PCT	3P	3PA	PCT	FT	FTA	PCT	OFF	DEF	TOT	AST	PF	DO	STL	TO	BLK	PTS	AVG
------	---	----	-----	----	-----	-----	----	-----	-----	----	-----	-----	-----	-----	-----	-----	----	----	-----	----	-----	-----	-----

Ajina, Alexis

7-2 • Center • Saint-Etienne, France

Signed as an unrestricted free agent on Dec. 20, 2013...Re-signed as an unrestricted free agent July 9, 2015...Traded to the Los Angeles Clippers in exchange for Wesley Johnson on October 15, 2018.

YEAR	G	GS	MIN	FG	FGA	PCT	3P	3PA	PCT	FT	FTA	PCT	OFF	DEF	TOT	AST	PF	DO	STL	TO	BLK	PTS	AVG
13-14	56	30	951	156	249	.546	0	1	.000	56	67	.836	94	183	277	40	187	3	23	63	46	328	5.9
14-15	68	8	957	181	329	.550	0	0	.000	81	99	.818	104	211	315	47	151	0	21	69	51	445	6.5
15-16	59	17	861	150	315	.476	0	1	.000	52	62	.839	75	194	269	31	134	0	19	54	36	352	6.0
16-17	39	15	584	89	178	.500	0	4	.000	29	40	.725	46	131	177	12	77	0	20	31	22	207	5.3
TOTALS	222	70	3353	556	1071	.519	0	6	.000	218	268	.813	319	719	1038	130	549	3	83	217	181	1330	6.0

Alexander, Courtney

6-6 • Guard • Fresno State

Acquired from Washington in exchange for the 17th overall selection in the 2002 NBA Draft on June 26, 2002...Became a free agent after 2003-04 season.

YEAR	G	GS	MIN	FG	FGA	PCT	3P	3PA	PCT	FT	FTA	PCT	OFF	DEF	TOT	AST	PF	DO	STL	TO	BLK	PTS	AVG
------	---	----	-----	----	-----	-----	----	-----	-----	----	-----	-----	-----	-----	-----	-----	----	----	-----	----	-----	-----	-----

02-03	66	7	1360	193	505	.382	19	57	.333	118	146	.808	39	79	118	79	125	0	31	68	6	523	7.9
-------	----	---	------	-----	-----	------	----	----	------	-----	-----	------	----	----	-----	----	-----	---	----	----	---	-----	-----

Alexander-Walker, Nickell

6-5 • Guard • Virginia Tech

Draft rights traded to New Orleans, along with the draft rights to Jaxson Hayes and Marcos Louzada Silva, in exchange for the draft rights to De'Andre Hunter, the draft rights to Jordan Bone, Solomon Hill and a future second-round pick on July 6, 2019...Traded to Portland along with Josh Hart, Didi Louzada, Tomaš Satoransky, a protected 2022 first round draft pick, and two future second round draft picks in exchange for CJ McCollum, Larry Nance Jr. and Tony Snell on February 8, 2022.

YEAR	G	GS	MIN	FG	FGA	PCT	3P	3PA	PCT	FT	FTA	PCT	OFF	DEF	TOT	AST	PF	DO	STL	TO	BLK	PTS	AVG
------	---	----	-----	----	-----	-----	----	-----	-----	----	-----	-----	-----	-----	-----	-----	----	----	-----	----	-----	-----	-----

19-20	47	1	591	98	266	.368	46	133	.346	25	37	.676	9	75	84	89	57	0	17	54	8	267	5.7
20-21	46	13	1007	192	458	.419	76	219	.347	48	66	.727	13	131	144	102	88	1	47	69	22	508	11.0
21-22	50	19	1317	237	632	.375	95	305	.311	70	97	.722	36	128	164	139	88	0	41	85	19	639	12.8
TOTALS	143	33	2915	527	1356	.389	217	657	.330	143	200	.715	58	334	392	330	233	1	105	208	49	1414	9.9

Allen, Tony

6-4 • Guard/Forward • Oklahoma State

Signed as an unrestricted free agent September 15, 2017...Traded to the Chicago Bulls along with Omer Asik, Jameer Nelson, and a 2018 first round pick in exchange for Nikola Mirovic and a 2018 second-round draft pick on February 1, 2018.

YEAR	G	GS	MIN	FG	FGA	PCT	3P	3PA	PCT	FT	FTA	PCT	OFF	DEF	TOT	AST	PF	DO	STL	TO	BLK	PTS	AVG
------	---	----	-----	----	-----	-----	----	-----	-----	----	-----	-----	-----	-----	-----	-----	----	----	-----	----	-----	-----	-----

17-18	22	0	275	44	91	.484	4	12	.333	11	21	.524	20	27	47	9	49	0	11	19	3	103	4.7
-------	----	---	-----	----	----	------	---	----	------	----	----	------	----	----	----	---	----	---	----	----	---	-----	-----

Alvarado, Jose

6-0 • Guard • Georgia Tech

Signed to a two-way contract on August 16, 2021...Signed to a multi-year contract on March 28, 2022...Signed a multi-year contract extension on September 30, 2024.

YEAR	G	GS	MIN	FG	FGA	PCT	3P	3PA	PCT	FT	FTA	PCT	OFF	DEF	TOT	AST	PF	DO	STL	TO	BLK	PTS	AVG
------	---	----	-----	----	-----	-----	----	-----	-----	----	-----	-----	-----	-----	-----	-----	----	----	-----	----	-----	-----	-----

21-22	54	1	834	131	294	.446	32	110	.291	36	53	.679	25	75	100	152	73	0	71	40	7	330	6.1
22-23	61	10	1310	201	489	.411	83	247	.336	65	80	.813	28	113	141	186	125	1	67	81	10	550	9.0
23-24	56	0	1028	142	345	.412	78	207	.377	35	52	.673	25	103	128	117	89	0	59	40	15	397	7.1
24-25	56	23	1366	204	521	.392	111	309	.359	60	74	.811	27	109	136	259	91	0	74	86	14	579	10.3
TOTALS	227	34	4538	678	1649	.411	304	873	.348	196	259	.757	105	400	505	714	378	1	271	247	46	1856	8.2

Aminu, Al-Farouq

6-9 • Forward • Wake Forest

Acquired from LA Clippers along with Eric Gordon, Chris Kaman and a 2012 first round draft pick in exchange for Chris Paul and two 2015 second round draft picks on December 14th, 2011...Became a free agent following the 2012-13 season...Signed as a free agent on July 10, 2013...Became a free agent after the 2013-14 season.

YEAR	G	GS	MIN	FG	FGA	PCT	3P	3PA	PCT	FT	FTA	PCT	OFF	DEF	TOT	AST	PF	DO	STL	TO	BLK	PTS	AVG
------	---	----	-----	----	-----	-----	----	-----	-----	----	-----	-----	-----	-----	-----	-----	----	----	-----	----	-----	-----	-----

11-12	66	21	1477	150	365	.411	13	47	.277	86	114	.754	95	215	308	66	136	1	59	91	34	399	6.0
12-13	76	71	2066	225	474	.475	4	19	.211	101	137	.737	139	446	585	103	153	0	92	116	51	555	7.3
13-14	80	65	2045	234	494	.474	13	48	.271	91	137	.664	129	367	496	114	147	1	82	88	38	572	7.2
TOTALS	222	157	5588	609	1333	.457	30	114	.263	278	388	.716	363	1026	1389	283	436	2	233	295	123	1526	6.9

Amundson, Lou

6-9 • Forward • Nevada-Las Vegas

Signed as a free agent for the remainder of the season on March 12, 2013...Rights were renounced following the 2012-13 season...Signed as a free agent on November 12, 2013...Waived on December 31, 2013.

YEAR	G	GS	MIN	FG	FGA	PCT	3P	3PA	PCT	FT	FTA	PCT	OFF	DEF	TOT	AST	PF	DO	STL	TO	BLK	PTS	AVG
------	---	----	-----	----	-----	-----	----	-----	-----	----	-----	-----	-----	-----	-----	-----	----	----	-----	----	-----	-----	-----

12-13	18	0	209	18	42	.429	0	0	--	8	16	.500	24	34	58	8	27	0	9	8	6	44	2.4
13-14	18	0	184	16	32	.500	0	0	--	6	24	.250	28	27	55	6	49	2	9	14	11	38	2.1
TOTALS	36	0	393	34	74	.459	0	0	--	14	40	.350	52	61	113	14	76	2	18	22	17	82	2.3

Andersen, Chris

6-10 • Forward/Center • Blinn J.C. (TX)

Signed as a free agent on July 16, 2004...Dismissed and disqualified from the NBA on Jan. 27, 2006...Re-signed by the Hornets on March 5, 2008 after being re-instated by the NBA following a two-year suspension for violating the NBA's substance abuse policy...Became a free agent following the 2007-08 season.

YEAR	G	GS	MIN	FG	FGA	PCT	3P	3PA	PCT	FT	FTA	PCT	OFF	DEF	TOT	AST	PF	DO	STL	TO	BLK	PTS	AVG
------	---	----	-----	----	-----	-----	----	-----	-----	----	-----	-----	-----	-----	-----	-----	----	----	-----	----	-----	-----	-----

04-05	67	2	1430	191	358	.534	0	3	.000	131	190	.689	137	275	410	71	144	0	14	64	100	513	7.7
05-06	32	2	570	56	98	.571	0	0	--	49	103	.476	61	94	155	6	84	0	8	26	41	161	5.0
07-08	5	0	34	2	7	.286	0	0	--	2	4	.500	2	7	9	0	6	0	0	1	4	6	1.2
TOTALS	104	4	2034	249	463	.538	0	3	.000	182	297	.613	200	374	574	77	234	0	22	91	145	680	6.5

TEAM HISTORY

Andersen, David

6-11 • Center • Australia

Acquired along with Jarrett Jack and Marcus Banks from the Toronto Raptors in exchange for Jerryd Bayless and Peja Stojakovic November 19, 2010...Waived on December 19, 2011.

YEAR	G	GS	MIN	FG	FGA	PCT	3P	3PA	PCT	FT	FTA	PCT	OFF	DEF	TOT	AST	PF	DO	STL	TO	BLK	PTS	AVG
10-11	29	0	223	33	74	.446	5	13	.385	7	15	.467	12	38	50	6	29	0	2	14	6	78	2.7

Anderson, Kenny

6-1 • Guard • Georgia Tech

Acquired from Seattle in exchange for Elden Campbell on Feb. 20, 2003...Became a free agent after 2002-03 season.

YEAR	G	GS	MIN	FG	FGA	PCT	3P	3PA	PCT	FT	FTA	PCT	OFF	DEF	TOT	AST	PF	DO	STL	TO	BLK	PTS	AVG
02-03	23	1	446	61	150	.407	1	2	.500	16	22	.727	14	31	45	77	45	0	18	42	4	139	6.0

Anderson, Ryan

6-10 • Forward • California

Acquired from Orlando in exchange for forward Gustavo Ayon on July 11, 2012...Became an unrestricted free agent at the conclusion of the 2015-16 season.

YEAR	G	GS	MIN	FG	FGA	PCT	3P	3PA	PCT	FT	FTA	PCT	OFF	DEF	TOT	AST	PF	DO	STL	TO	BLK	PTS	AVG
12-13	81	22	2503	472	1115	.423	213	557	.382	152	180	.844	191	328	519	97	179	2	42	97	31	1309	16.2
13-14	22	14	795	155	354	.438	67	164	.409	59	62	.952	66	76	142	17	47	0	10	20	7	436	19.8
14-15	61	5	1675	291	729	.399	112	359	.340	129	151	.854	108	187	295	55	113	1	33	62	20	833	13.7
15-16	66	7	2008	397	929	.427	131	358	.366	199	228	.873	131	265	396	73	109	0	38	90	25	1124	17.0
TOTALS	230	48	6981	1315	3127	.421	533	1438	.371	539	621	.868	496	856	1352	242	448	0	123	269	83	3702	16.1

Ariza, Trevor

6-8 • Guard/Forward • UCLA

Acquired from the Houston Rockets in a four-team trade on August 11, 2010...Traded to the Washington Wizards along with Emeka Okafor for the rights to forward Rashard Lewis and the 46th pick in the 2012 NBA Draft.

YEAR	G	GS	MIN	FG	FGA	PCT	3P	3PA	PCT	FT	FTA	PCT	OFF	DEF	TOT	AST	PF	DO	STL	TO	BLK	PTS	AVG
10-11	75	75	2600	303	762	.398	82	271	.303	138	197	.701	61	347	408	162	180	0	120	118	31	826	11.0
11-12	41	41	1350	168	403	.417	29	87	.333	79	102	.775	41	174	215	135	73	0	69	76	25	444	10.8
TOTALS	116	16	3950	471	1165	.404	111	358	.310	217	299	.726	102	521	623	297	253	0	189	194	56	1270	10.9

Armstrong, Darrell

6-1 • Guard • Fayetteville State

Signed as a free agent on July 29, 2003...Traded to Dallas in exchange for Dan Dickau and a 2005 second round draft pick on Dec. 3, 2004.

YEAR	G	GS	MIN	FG	FGA	PCT	3P	3PA	PCT	FT	FTA	PCT	OFF	DEF	TOT	AST	PF	DO	STL	TO	BLK	PTS	AVG
03-04	79	22	2247	291	736	.395	135	429	.315	123	144	.854	63	163	226	311	148	1	133	155	16	840	10.6
04-05	14	9	412	53	159	.333	17	70	.243	19	21	.905	16	32	48	65	30	1	15	28	2	142	10.1
TOTALS	93	31	2659	344	895	.384	152	499	.305	142	165	.861	79	195	274	376	178	2	148	183	18	982	10.6

Armstrong, Hilton

6-11 • Center/Forward • Connecticut

Drafted with the 12th overall pick of the 2006 NBA Draft...signed to a fourth-year option on October 25, 2008...traded to Sacramento in exchange for a conditional second round pick in 2016 on Jan. 11, 2010.

YEAR	G	GS	MIN	FG	FGA	PCT	3P	3PA	PCT	FT	FTA	PCT	OFF	DEF	TOT	AST	PF	DO	STL	TO	BLK	PTS	AVG
06-07	56	5	634	68	125	.544	0	0	--	40	67	.597	58	91	149	10	79	0	12	35	26	176	3.1
07-08	65	3	732	67	148	.453	0	0	--	44	70	.629	65	98	163	23	130	1	15	59	34	178	2.7
08-09	70	29	1092	138	246	.561	0	2	.000	62	98	.633	81	114	195	29	181	1	26	80	45	338	4.8
09-10	18	0	239	19	50	.380	0	0	--	13	28	.464	17	44	61	16	44	1	8	13	8	51	2.8
TOTALS	209	37	2697	292	569	.513	0	2	.000	159	263	.605	221	347	568	78	434	3	61	187	113	743	3.6

Asik, Omer

7-0 • Center • Turkey

Acquired from Houston in a three-team trade by New Orleans along with Omri Casspi in exchange for a future first-round pick...Re-signed as an unrestricted free agent July 9, 2015...Traded to the Chicago Bulls along with Tony Allen, Jameer Nelson, and a 2018 first round pick in exchange for Nikola Mirotic and a 2018 second-round draft pick on February 1, 2018.

YEAR	G	GS	MIN	FG	FGA	PCT	3P	3PA	PCT	FT	FTA	PCT	OFF	DEF	TOT	AST	PF	DO	STL	TO	BLK	PTS	AVG
14-15	76	76	1982	213	412	.517	--	--	--	131	225	.582	244	504	748	72	144	0	29	95	54	557	7.3
15-16	68	64	1178	104	195	.533	--	--	--	61	112	.545	120	294	414	26	124	0	21	60	23	269	4.0
16-17	31	19	482	31	65	.477	--	--	--	23	39	.590	48	115	163	15	51	0	5	14	10	85	2.7
17-18	14	0	121	7	16	.438	--	--	--	4	12	.333	7	30	37	2	14	0	1	5	2	18	1.3
TOTALS	189	159	3763	355	688	.516	--	--	--	219	388	.564	419	943	1362	115	333	0	56	174	89	929	4.9

Augmon, Stacey

6-8 • Forward • UNLV

Signed as a free agent on July 25, 2001...Became a free agent after 2003-04 season.

YEAR	G	GS	MIN	FG	FGA	PCT	3P	3PA	PCT	FT	FTA	PCT	OFF	DEF	TOT	AST	PF	DO	STL	TO	BLK	PTS	AVG
02-03	70	3	862	79	192	.411	0	7	.000	54	72	.750	26	93	119	69	80	0	27	40	9	212	3.0
03-04	69	24	1416	143	347	.412	1	7	.143	110	139	.791	52	122	174	85	114	2	55	76	15	397	5.8
TOTALS	139	27	2278	222	539	.412	1	14	.071	164	211	.777	78	215	293	154	194	2	82	116	24	609	4.4

Ayon, Gustavo

6-10 • Forward • Mexico

Signed as a free agent on December 21, 2011...Traded to the Orlando Magic for forward Ryan Anderson on July 11, 2012.

YEAR	G	GS	MIN	FG	FGA	PCT	3P	3PA	PCT	FT	FTA	PCT	OFF	DEF	TOT	AST	PF	DO	STL	TO	BLK	PTS	AVG
11-12	54	24	1088	140	261	.536	0	1	.000	39	63	.619	86	179	265	74	118	2	53	46	46	319	5.9

TEAM HISTORY

Babbitt, Luke

6-9 • Forward • Nevada

Signed as a free agent on February 4, 2014...Re-signed as unrestricted free agent July 20, 2015...Traded to the Miami HEAT in exchange for a second round draft pick and cash considerations on July 10, 2016.

YEAR	G	GS	MIN	FG	FGA	PCT	3P	3PA	PCT	FT	FTA	PCT	OFF	DEF	TOT	AST	PF	DO	STL	TO	BLK	PTS	AVG
13-14	27	2	473	60	154	.390	36	95	.379	14	18	.778	18	70	88	29	52	0	7	15	11	170	6.3
14-15	63	19	830	92	192	.479	59	115	.513	13	19	.684	12	99	111	24	63	0	17	26	11	256	4.1
15-16	47	13	845	122	289	.422	44	109	.404	39	50	.780	25	123	148	53	90	0	11	23	7	327	7.0
TOTALS	137	34	2148	274	635	.431	139	319	.436	66	87	.759	55	292	347	106	205	0	35	64	29	753	5.5

Ball, Lonzo

6-6 • Guard • UCLA

Acquired along with Brandon Ingram, Josh Hart, the draft rights to the fourth overall pick in the 2019 NBA Draft, DeAndre Hunter, and two future first round draft picks in exchange for Anthony Davis on July 6, 2019...Traded to Chicago in exchange for Tomáš Satoranský, Garrett Temple, a 2024 second round pick, and cash considerations on August 8, 2021.

YEAR	G	GS	MIN	FG	FGA	PCT	3P	3PA	PCT	FT	FTA	PCT	OFF	DEF	TOT	AST	PF	DO	STL	TO	BLK	PTS	AVG
19-20	63	54	2025	277	687	.403	148	395	.375	43	76	.566	71	312	383	438	128	0	88	193	38	745	11.8
20-21	55	55	1747	290	700	.414	172	455	.378	50	64	.781	33	230	263	316	103	0	82	123	31	802	14.6
TOTALS	118	109	3772	567	1387	.409	320	850	.376	93	140	.664	104	542	646	754	231	0	170	316	69	1547	13.1

Bamba, Mo

7-0 • Center • Texas

Signed to a 10-day contract on Mar. 10, 2025.

YEAR	G	GS	MIN	FG	FGA	PCT	3P	3PA	PCT	FT	FTA	PCT	OFF	DEF	TOT	AST	PF	DO	STL	TO	BLK	PTS	AVG
24-25	4	0	61	4	9	.444	0	4	.000	2	2	1.000	6	19	25	2	7	0	0	1	3	10	2.5

Bass, Brandon

6-8 • Forward • Louisiana State

Drafted with the 33rd overall pick in the second round of the 2005 NBA Draft...Became a free agent following the 2006-07 season.

YEAR	G	GS	MIN	FG	FGA	PCT	3P	3PA	PCT	FT	FTA	PCT	OFF	DEF	TOT	AST	PF	DO	STL	TO	BLK	PTS	AVG
05-06	29	1	268	28	70	.400	0	0	---	12	19	.632	18	50	68	3	18	0	3	11	7	68	2.3
06-07	21	3	162	15	44	.341	0	1	.000	12	16	.750	13	30	43	3	16	0	2	10	3	42	2.0
TOTALS	50	4	430	43	114	.377	0	1	.000	24	35	.686	31	80	111	6	34	0	5	21	10	110	2.2

Baxter, Lonny

6-8 • Forward • Maryland

Signed as a free agent with New Orleans on December 12, 2004...Waived on December 27, 2007.

YEAR	G	GS	MIN	FG	FGA	PCT	3P	3PA	PCT	FT	FTA	PCT	OFF	DEF	TOT	AST	PF	DO	STL	TO	BLK	PTS	AVG
04-05	4	0	36	3	11	.273	0	0	---	0	2	.000	4	4	8	0	10	0	0	4	0	6	1.5

Bayless, Jerryd

6-3 • Guard • Arizona

Acquired from Portland in exchange for a 2011 first round draft pick on October 23, 2010...Traded to Toronto with Peja Stojakovic in exchange for Jarrett Jack, David Andersen and Marcus Banks on November 20, 2010.

YEAR	G	GS	MIN	FG	FGA	PCT	3P	3PA	PCT	FT	FTA	PCT	OFF	DEF	TOT	AST	PF	DO	STL	TO	BLK	PTS	AVG
10-11	11	0	149	17	49	.347	3	14	.214	13	17	.765	2	13	15	28	16	0	2	17	1	50	4.5

Belinelli, Marco

6-5 • Guard • Italy

Acquired from Toronto on August 11, 2010...Re-signed by the Hornets on December 13, 2011...Became a free agent following the 2011-12 season.

YEAR	G	GS	MIN	FG	FGA	PCT	3P	3PA	PCT	FT	FTA	PCT	OFF	DEF	TOT	AST	PF	DO	STL	TO	BLK	PTS	AVG
10-11	80	69	1957	302	691	.437	154	324	.414	98	125	.784	17	134	151	92	146	0	38	77	6	836	10.5
11-12	66	55	1966	286	686	.417	107	284	.377	101	129	.783	19	153	172	101	115	1	48	69	5	780	11.8
TOTALS	146	124	3923	588	1377	.427	241	608	.396	199	254	.783	36	287	323	193	261	1	86	146	11	1616	11.1

Bertans, Dairis

6-4 • Guard • Latvia

Signed as a free agent on March 1, 2019...Became an unrestricted free agent at the conclusion of the 2018-19 season.

YEAR	G	GS	MIN	FG	FGA	PCT	3P	3PA	PCT	FT	FTA	PCT	OFF	DEF	TOT	AST	PF	DO	STL	TO	BLK	PTS	AVG
18-19	12	0	167	12	47	.255	10	34	.294	0	0	---	2	7	9	10	7	0	1	2	0	34	2.8

Bledsoe, Eric

6-1 • Guard • Kentucky

Acquired along with Steven Adams (via Oklahoma City), as well as two future first round draft picks and the rights to swap two additional first round picks from Milwaukee in exchange for guard Jrupe Holiday (to Milwaukee), guard Josh Gray, and forwards Zylan Cheatham, Darius Miller and Kenrich Williams (to Oklahoma City), as well as two future second-round draft picks (2023 via Jared Butler, 2024 via Charlotte) as part of a four-team trade with Denver, Milwaukee and Oklahoma City...Traded to Memphis along with Steven Adams and the draft rights to Zaire Williams and Washington and a 2022 protected first round pick in exchange for Jonas Valanciunas, Devonte' Graham (via Charlotte) and the draft rights to Trey Murphy III and Brandon Boston.

YEAR	G	GS	MIN	FG	FGA	PCT	3P	3PA	PCT	FT	FTA	PCT	OFF	DEF	TOT	AST	PF	DO	STL	TO	BLK	PTS	AVG
20-21	71	70	2111	307	730	.421	121	355	.341	134	195	.687	29	215	244	268	112	0	55	114	24	869	12.2

Boston, Brandon

6-7 • Guard • Kentucky

Claimed off of waivers and signed to a two-way contract on October 21, 2024...Converted to a standard contract on February 25, 2025.

YEAR	G	GS	MIN	FG	FGA	PCT	3P	3PA	PCT	FT	FTA	PCT	OFF	DEF	TOT	AST	PF	DO	STL	TO	BLK	PTS	AVG
24-25	42	10	993	166	381	.436	49	140	.350	67	85	.788	28	106	134	92	73	0	53	52	9	448	10.7

Bowen, Ryan

6-9 • Forward • Iowa

Signed with the New Orleans Hornets on Oct. 1, 2007 as a free agent...Became a free agent following the 2007-08 season...Signed with the New Orleans Hornets on August 11, 2008 as a free agent...Became a free agent following the 2008-09 season.

YEAR	G	GS	MIN	FG	FGA	PCT	3P	3PA	PCT	FT	FTA	PCT	OFF	DEF	TOT	AST	PF	DO	STL	TO	BLK	PTS	AVG
07-08	53	4	660	49	100	.490	0	1	.000	16	29	.552	55	45	100	25	77	0	32	15	11	114	2.2
08-09	21	3	219	22	38	.579	0	0	---	3	5	.600	10	14	24	9	37	0	14	5	5	47	2.2
TOTALS	74	7	879	71	138	.514	0	1	.000	19	34	.559	65	59	124	34	114	0	46	20	16	161	2.2

Brockington, Izaiah

6-4 • Guard • Iowa State

Signed to a 10-day contract on Mar. 3, 2024.

YEAR	G	GS	MIN	FG	FGA	PCT	3P	3PA	PCT	FT	FTA	PCT	OFF	DEF	TOT	AST	PF	DO	STL	TO	BLK	PTS	AVG
25-24	1	0	3	2	5	.400	0	1	.000	---	---	---	1	1	2	0	0	0	0	0	0	4	4.0

TEAM HISTORY

Brooks Jr., Keion

Signed to a two-way contract on January 9, 2025.

YEAR	G	GS	MIN	FG	FGA	PCT	3P	3PA	PCT	FT	FTA	PCT	OFF	DEF	TOT	AST	PF	DO	STL	TO	BLK	PTS	AVG
24-25	14	6	332	53	109	.486	14	43	.326	22	30	.733	12	46	58	13	30	0	10	12	10	142	10.1

6-7 • Forward • Washington

Brown, Anthony

Signed as a free agent on November 21, 2016...Waived on December 9, 2016

YEAR	G	GS	MIN	FG	FGA	PCT	3P	3PA	PCT	FT	FTA	PCT	OFF	DEF	TOT	AST	PF	DO	STL	TO	BLK	PTS	AVG
16-17	9	0	145	14	41	.341	6	24	.250	--	--	--	6	20	26	6	13	0	5	5	1	34	3.8

6-7 • Forward • Stanford

Brown, Bobby

Acquired with Darius Songaila in exchange for Antonio Daniels and New Orleans' 2014 second round draft pick on Sept. 9, 2009...traded to L.A. Clippers in exchange for a 2014 conditional second-round pick on Jan. 26, 2010

YEAR	G	GS	MIN	FG	FGA	PCT	3P	3PA	PCT	FT	FTA	PCT	OFF	DEF	TOT	AST	PF	DO	STL	TO	BLK	PTS	AVG
09-10	22	0	328	60	152	.395	17	66	.258	8	8	1.000	1	17	18	46	28	0	9	24	1	145	6.6

6-2 • Guard • Cal-State Fullerton

Brown, Bruce

Acquired along with Kelly Olynyk, a 2026 first round pick and a 2031 second round pick from the Toronto Raptors in exchange for Brandon Ingram.

YEAR	G	GS	MIN	FG	FGA	PCT	3P	3PA	PCT	FT	FTA	PCT	OFF	DEF	TOT	AST	PF	DO	STL	TO	BLK	PTS	AVG
24-25	23	12	569	73	178	.410	16	45	.356	27	36	.750	23	73	96	56	45	0	17	20	7	189	8.2

6-4 • Guard/Forward • Miami (FL)

Brown, Devin

Signed as a free agent on December 21, 2006...Became a free agent following the 2006-07 season...Signed as a free agent on August 22, 2008...Exercised player option on June 4, 2009 for the 2009-10 season...Traded to Chicago in exchange for Aaron Gray on Jan. 25, 2010.

YEAR	G	GS	MIN	FG	FGA	PCT	3P	3PA	PCT	FT	FTA	PCT	OFF	DEF	TOT	AST	PF	DO	STL	TO	BLK	PTS	AVG
06-07	58	49	1662	233	555	.420	81	227	.357	123	155	.794	55	196	251	149	139	0	44	91	9	670	11.6
08-09	63	5	869	111	313	.355	28	97	.289	78	100	.780	31	88	119	54	81	1	32	54	5	328	5.2
09-10	39	37	967	128	325	.394	54	147	.367	69	86	.802	27	82	109	58	62	0	30	57	5	379	9.7
TOTALS	160	91	3498	472	1193	.396	163	471	.346	270	341	.792	113	366	479	261	282	1	106	202	19	1377	8.6

6-5 • Guard • Texas-San Antonio

Brown, PJ

Acquired along with Jamal Mashburn, Otis Thorpe, Rodney Buford and Tim James from Miami in exchange for Eddie Jones, Anthony Mason, Ricky Davis and Dale Ellis on Aug. 1, 2000...Traded along with J.R. Smith to the Chicago Bulls in exchange for center Iyson Chandler on July 14, 2006.

YEAR	G	GS	MIN	FG	FGA	PCT	3P	3PA	PCT	FT	FTA	PCT	OFF	DEF	TOT	AST	PF	DO	STL	TO	BLK	PTS	AVG
02-03	78	78	2609	319	601	.531	0	3	.000	194	232	.836	245	458	701	147	203	3	67	98	80	832	10.7
03-04	80	80	2753	339	712	.476	0	1	.000	158	185	.854	237	453	690	155	203	2	78	101	73	836	10.5
04-05	82	78	2817	338	758	.446	0	0	--	210	243	.864	266	471	737	178	233	3	74	101	50	886	10.8
05-06	75	73	2380	269	583	.461	0	0	--	139	168	.827	182	365	547	90	216	2	46	90	50	677	9.0
TOTALS	315	309	10559	1265	2654	.477	0	4	.000	701	828	.847	928	1747	2675	570	855	10	265	390	253	3231	10.3

6-11 • Forward • Louisiana Tech

Brown, Tierre

Signed to a 10-day contract on Jan. 26, 2004...Waived on Feb. 5, 2004.

YEAR	G	GS	MIN	FG	FGA	PCT	3P	3PA	PCT	FT	FTA	PCT	OFF	DEF	TOT	AST	PF	DO	STL	TO	BLK	PTS	AVG
03-04	3	0	17	2	4	.500	0	0	.000	2	4	.500	0	1	1	2	1	0	0	7	0	6	2.0

6-2 • Guard • McNeese State

Butler, Rasual

Acquired from Miami along with Kirk Snyder (from Utah) in exchange for draft rights to Roberto Duenas in a five-team, 13-player deal that also sent Antoine Walker (from Boston) and Jason Williams, James Posey and Andre Emmitt (from Memphis) to Miami, Eddie Jones (from Miami) and Raul Lopez (from Utah) to Memphis, Greg Ostertag (from Memphis) to Utah, and Curtis Borchardt (from Utah) and Qyntel Woods, the draft rights to Albert Miralles, two second round picks and cash considerations (from Miami) to Boston on Aug. 2, 2005...Was traded to the LA Clippers in exchange for a second-round draft pick in 2016 on August 12, 2009.

YEAR	G	GS	MIN	FG	FGA	PCT	3P	3PA	PCT	FT	FTA	PCT	OFF	DEF	TOT	AST	PF	DO	STL	TO	BLK	PTS	AVG
05-06	79	20	1875	257	633	.406	92	242	.380	79	114	.693	51	181	232	40	142	0	33	65	45	685	8.7
06-07	81	38	2223	314	788	.398	134	363	.369	56	87	.644	42	214	256	63	148	0	40	67	54	818	10.1
07-08	51	8	875	91	260	.350	44	133	.331	26	31	.839	16	84	100	36	66	1	15	10	21	252	4.9
08-09	82	74	2614	348	803	.433	140	359	.390	86	110	.782	49	222	271	75	159	1	51	59	61	922	11.2
TOTALS	293	140	7587	1010	2484	.407	410	1097	.374	247	342	.722	158	701	859	214	515	2	139	201	181	2677	9.1

6-7 • Forward • LaSalle

Cain, Jamal

Signed to a two-way contract on July 12, 2024.

YEAR	G	GS	MIN	FG	FGA	PCT	3P	3PA	PCT	FT	FTA	PCT	OFF	DEF	TOT	AST	PF	DO	STL	TO	BLK	PTS	AVG
24-25	37	0	502	68	158	.430	26	80	.325	34	50	.680	27	58	85	22	46	0	23	22	9	196	5.3

6-7 • Forward • Oakland

Campbell, Elden

Acquired from L.A. Lakers along with Eddie Jones in exchange for Glen Rice, B.J. Armstrong and J.R. Reid on Mar. 10, 1999...Traded to Seattle in exchange for Kenny Anderson on Feb. 20, 2003.

YEAR	G	GS	MIN	FG	FGA	PCT	3P	3PA	PCT	FT	FTA	PCT	OFF	DEF	TOT	AST	PF	DO	STL	TO	BLK	PTS	AVG
02-03	41	1	685	101	247	.409	0	1	.000	93	115	.809	34	108	142	42	102	2	24	42	31	295	7.2
TOTALS	41	1	685	101	247	.409	0	1	.000	93	115	.809	34	108	142	42	102	2	24	42	31	295	7.2

7-0 • Center • Clemson

Carter, Maurice

Signed to a 10-day contract on Mar. 25, 2004...Signed for the remainder of the season on Apr. 4, 2004. Selected by Charlotte in the 2004 NBA Expansion Draft.

YEAR	G	GS	MIN	FG	FGA	PCT	3P	3PA	PCT	FT	FTA	PCT	OFF	DEF	TOT	AST	PF	DO	STL	TO	BLK	PTS	AVG	
03-04	6	0	60	6	21	.286	3	8	.375	5	8	.625	2	6	8	2	5	0	0	0	3	0	20	3.3

6-5 • Guard • Louisiana State

TEAM HISTORY

Casspi, Omri

6-9 • Forward • Israel

Acquired from the Sacramento Kings along with DeMarcus Cousins in exchange for Tyreke Evans, Buddy Hield, Langston Galloway, and draft picks on February 20, 2017.

YEAR	G	GS	MIN	FG	FGA	PCT	3P	3PA	PCT	FT	FTA	PCT	OFF	DEF	TOT	AST	PF	DO	STL	TO	BLK	PTS	AVG
16-17	1	0	24	5	9	.556	2	4	.500	--	--	---	1	1	2	0	3	0	0	2	0	12	12.0

Chandler, Tyson

7-1 • Center • Dominguez HS (CA)

Acquired from the Chicago Bulls in exchange for PJ Brown and J.R. Smith on July 14, 2006...Traded to Charlotte on July 28, 2009 in exchange for Emeke Okafor.

YEAR	G	GS	MIN	FG	FGA	PCT	3P	3PA	PCT	FT	FTA	PCT	OFF	DEF	TOT	AST	PF	DO	STL	TO	BLK	PTS	AVG
06-07	73	73	2525	292	468	.624	0	1	.000	106	201	.527	320	584	904	66	244	5	37	126	129	690	9.5
07-08	79	79	2783	377	605	.623	0	1	.000	175	295	.593	322	606	928	81	245	4	45	156	84	929	11.8
08-09	45	45	1445	160	283	.565	0	0	--	77	133	.579	163	230	393	22	144	2	15	70	56	397	8.8
TOTALS	197	197	6753	829	1356	.611	0	2	.000	358	629	.569	805	1420	2225	169	631	11	97	332	269	2016	10.2

Cheatham, Zylan

6-8 • Forward • Arizona State

Signed a two-way contract on July 24, 2019...Traded to Oklahoma City along with Josh Gray, Darius Miller, and Kenrich Williams as part of a four-team trade that also sent Jroe Holiday to Milwaukee in exchange for Steven Adams (from Oklahoma City), Eric Bledsoe, and two future first round draft picks and the rights to swap two additional first round picks (from Milwaukee).

YEAR	G	GS	MIN	FG	FGA	PCT	3P	3PA	PCT	FT	FTA	PCT	OFF	DEF	TOT	AST	PF	DO	STL	TO	BLK	PTS	AVG
19-20	4	0	51	6	9	.667	0	1	.000	0	0	--	3	6	9	3	10	0	1	4	1	12	3.0

Childress, Josh

6-8 • Forward • Stanford

Signed as an unrestricted free agent on August 3, 2013.

YEAR	G	GS	MIN	FG	FGA	PCT	3P	3PA	PCT	FT	FTA	PCT	OFF	DEF	TOT	AST	PF	DO	STL	TO	BLK	PTS	AVG
13-14	4	0	24	0	0	.000	0	0	.000	0	0	--	0	3	3	2	1	0	1	1	0	0	0.0

Clark, Gary

6-6 • Forward • Cincinnati

Signed as a free agent on December 3, 2021...Waived on January 7, 2022...Signed to a two-way contract on January 9, 2022.

YEAR	G	GS	MIN	FG	FGA	PCT	3P	3PA	PCT	FT	FTA	PCT	OFF	DEF	TOT	AST	PF	DO	STL	TO	BLK	PTS	AVG
21-22	38	1	378	33	88	.375	28	70	.400	7	10	.700	23	67	90	18	20	0	13	10	7	101	2.7

Clark, Ian

6-3 • Guard • Belmont

Signed as an unrestricted free agent on August 3, 2018...Re-signed with New Orleans on July 9, 2018...Became an unrestricted free agent at the conclusion of the 2018-19 season.

YEAR	G	GS	MIN	FG	FGA	PCT	3P	3PA	PCT	FT	FTA	PCT	OFF	DEF	TOT	AST	PF	DO	STL	TO	BLK	PTS	AVG
17-18	74	2	1455	222	495	.448	62	195	.318	45	59	.763	10	117	127	110	120	0	33	57	10	551	7.4
18-19	60	6	973	151	383	.394	66	202	.327	33	37	.892	13	76	89	94	95	0	22	58	8	401	6.7
TOTALS	134	8	2428	373	878	.425	128	397	.322	78	96	.815	23	193	216	204	215	0	55	115	18	952	7.1

Claxton, Speedy

5-11 • Guard • Hofstra

Acquired from Golden State along with Dale Davis and cash considerations in exchange for Baron Davis on Feb. 24, 2005...Became a free agent following the 2005-06 season.

YEAR	G	GS	MIN	FG	FGA	PCT	3P	3PA	PCT	FT	FTA	PCT	OFF	DEF	TOT	AST	PF	DO	STL	TO	BLK	PTS	AVG
04-05	16	3	365	41	110	.373	1	9	.111	25	41	.610	5	26	31	88	30	1	22	27	2	108	6.8
05-06	71	3	2019	304	736	.413	17	63	.270	246	320	.769	39	154	93	339	177	1	108	154	6	871	12.3
TOTALS	87	6	2384	345	846	.408	18	72	.250	271	361	.751	44	180	224	427	207	2	130	181	8	979	11.3

Cole, Norris

6-2 • Guard • Cleveland State

Acquired along with Justin Hamilton and Shawne Williams and cash considerations from Miami as part of a three-team deal that sent John Salmons to Phoenix...Re-signed by New Orleans as a restricted free agent September 17, 2015...Became an unrestricted free agent at the conclusion of the 2015-16 season.

YEAR	G	GS	MIN	FG	FGA	PCT	3P	3PA	PCT	FT	FTA	PCT	OFF	DEF	TOT	AST	PF	DO	STL	TO	BLK	PTS	AVG
14-15	28	2	683	112	252	.444	28	74	.378	26	35	.743	1	50	51	90	49	1	15	41	7	278	9.9
15-16	45	23	1198	196	484	.405	33	102	.324	52	65	.800	10	141	151	167	102	0	37	75	5	477	10.6
TOTALS	73	25	1881	308	736	.418	61	176	.347	78	100	.780	11	191	202	257	151	1	52	116	12	755	10.3

Collison, Darren

6-0 • Guard • UCLA

Selected in the first round (21st overall) of the 2009 NBA Draft...Traded to Indiana along with James Posey in a four-team trade on Aug. 11, 2010.

YEAR	G	GS	MIN	FG	FGA	PCT	3P	3PA	PCT	FT	FTA	PCT	OFF	DEF	TOT	AST	PF	DO	STL	TO	BLK	PTS	AVG
09-10	76	37	2109	376	789	.477	46	115	.400	148	174	.851	41	151	192	432	92	0	78	202	4	946	12.4

Cook, Quinn

6-2 • Guard • Duke

Signed a 10-day contract on March 19, 2017...Signed a second 10-day contract on March 29, 2017...Signed for the remainder of the 2016-17 season on April 8...Waived on July 25, 2017.

YEAR	G	GS	MIN	FG	FGA	PCT	3P	3PA	PCT	FT	FTA	PCT	OFF	DEF	TOT	AST	PF	DO	STL	TO	BLK	PTS	AVG
16-17	9	0	111	22	41	.537	6	12	.500	2	3	.667	1	3	5	14	7	0	3	5	0	52	5.8

Cooke, Charles

6-5 • Guard • Dayton

Signed a two-way contract on August 2, 2017...Became an unrestricted free agent at the conclusion of the 2017-18 season.

YEAR	G	GS	MIN	FG	FGA	PCT	3P	3PA	PCT	FT	FTA	PCT	OFF	DEF	TOT	AST	PF	DO	STL	TO	BLK	PTS	AVG
17-18	13	0	38	2	14	.143	1	8	.125	1	2	.500	0	2	2	1	0	0	1	1	0	6	0.5

Cousins, DeMarcus

6-11 • Forward • Kentucky

Acquired from the Sacramento Kings along with Omri Casspi in exchange for Tyreke Evans, Buddy Hield, Langston Galloway, and draft picks on February 20, 2017...Became an unrestricted free agent at the conclusion of the 2017-18 season.

YEAR	G	GS	MIN	FG	FGA	PCT	3P	3PA	PCT	FT	FTA	PCT	OFF	DEF	TOT	AST	PF	DO	STL	TO	BLK	PTS	AVG
16-17	17	17	574	142	314	.452	36	96	.375	94	121	.777	38	114	212	66	75	3	25	62	19	414	24.4
17-18	48	48	1737	406	864	.470	104	234	.354	294	394	.746	105	512	617	257	183	0	79	242	76	1210	25.2
TOTALS	65	65	2311	548	1178	.465	140	330	.359	388	515	.753	142	686	828	323	258	3	104	304	95	1624	25.0

TEAM HISTORY

Crawford, Jordan

6-4 • Guard • Xavier

Signed a 10-day contract on March 6, 2017...Signed a multi-year contract on March 16, 2017...Waived on October 22, 2017...Signed on April 5, 2018...Became an unrestricted free agent at the conclusion of the 2017-18 season.

YEAR	G	GS	MIN	FG	FGA	PCT	3P	3PA	PCT	FT	FTA	PCT	OFF	DEF	TOT	AST	PF	DO	STL	TO	BLK	PTS	AVG	
16-17	19	0	442	105	218	.482	37	95	.389	20	26	.769	4	2	30	34	57	30	0	11	25	2	267	14.1
17-18	5	0	53	12	27	.444	8	14	.571	1	1	1.000	2	2	4	13	7	0	1	5	1	33	6.6	
TOTALS	24	0	495	117	245	.478	45	109	.413	21	27	.778	6	32	38	70	37	0	12	30	3	300	12.5	

Crutcher, Jalen

6-2 • Guard • Dayton

Signed to a 10-day contract on Mar. 3, 2024.

YEAR	G	GS	MIN	FG	FGA	PCT	3P	3PA	PCT	FT	FTA	PCT	OFF	DEF	TOT	AST	PF	DO	STL	TO	BLK	PTS	AVG
23-24	1	0	3	0	1	.000	---	---	---	---	---	---	0	0	0	0	0	0	0	0	0	0	0.0

Cunningham, Dante

6-8 • Forward • Villanova

Signed as an unrestricted free agent December 4, 2014...Re-signed as unrestricted free agent July 9, 2015...Re-signed as an unrestricted free agent September 25, 2017...Traded to Brooklyn in exchange for Rashad Vaughn February 8, 2018.

YEAR	G	GS	MIN	FG	FGA	PCT	3P	3PA	PCT	FT	FTA	PCT	OFF	DEF	TOT	AST	PF	DO	STL	TO	BLK	PTS	AVG
14-15	66	27	1652	155	339	.457	1	10	.100	29	47	.617	70	186	256	50	101	0	46	35	37	340	5.2
15-16	80	46	1971	186	412	.451	55	114	.316	57	82	.695	57	179	236	77	173	1	42	41	33	484	6.1
16-17	66	35	1649	174	359	.485	71	181	.392	16	27	.593	56	221	277	36	100	0	39	28	28	435	6.6
17-18	51	24	1115	99	225	.440	35	108	.324	20	36	.556	50	145	193	26	75	1	27	16	16	253	5.0
TOTALS	263	132	6387	614	1335	.460	162	473	.342	122	192	.635	233	729	962	190	449	2	154	120	114	1512	5.7

Daniels, Antonio

6-4 • Guard • Bowling Green

Acquired along with a 2015 second round draft pick as part of a three team trade on December 9, 2008 that sent Mike James (NOH) and Jarvis Crittenton (MEM) to Washington, with the Grizzlies receiving a 2010 first round draft pick...Traded to Minnesota in exchange for Bobby Brown and Darius Songaila on September 9, 2009.

YEAR	G	GS	MIN	FG	FGA	PCT	3P	3PA	PCT	FT	FTA	PCT	OFF	DEF	TOT	AST	PF	DO	STL	TO	BLK	PTS	AVG
08-09	61	4	733	81	191	.424	17	49	.347	55	67	.821	5	50	55	130	41	0	19	49	1	234	3.8

Daniels, Dyson

6-8 • Guard • Australia

Selected in the first round of the 2022 NBA Draft (8th pick) on June 23, 2022...Signed a multi-year contract on July 8, 2022...Traded to Atlanta along with E.J. Liddell, Larry Nance Jr., Cody Zeller, and two first round picks in exchange for Dejounte Murray on July 6, 2024.

YEAR	G	GS	MIN	FG	FGA	PCT	3P	3PA	PCT	FT	FTA	PCT	OFF	DEF	TOT	AST	PF	DO	STL	TO	BLK	PTS	AVG
22-23	59	11	1042	87	208	.418	27	86	.314	26	40	.650	36	152	188	154	99	0	43	57	11	227	3.8
23-24	61	16	1358	139	311	.447	42	135	.311	34	53	.642	62	174	236	164	101	0	85	59	25	354	5.8
TOTALS	120	27	2400	226	519	.435	69	221	.312	60	93	.645	98	326	424	298	200	0	128	116	36	581	4.8

Davis, Anthony

6-10 • Forward • Kentucky

Selected in the first round of the 2012 NBA Draft (1st pick) on June 28, 2012...Signed contract extension July 9, 2015...Traded to Los Angeles Lakers in exchange for Lonzo Ball, Josh Hart, Brandon Ingram, the draft rights to DeAndre Hunter, and two future first round picks on July 6, 2019.

YEAR	G	GS	MIN	FG	FGA	PCT	3P	3PA	PCT	FT	FTA	PCT	OFF	DEF	TOT	AST	PF	DO	STL	TO	BLK	PTS	AVG
12-13	64	60	1846	349	676	.516	0	6	.000	169	225	.751	165	357	522	63	158	0	75	89	112	867	13.5
13-14	67	66	2358	522	1005	.519	2	9	.222	348	440	.791	207	466	673	105	200	1	89	109	189	1394	20.8
14-15	68	68	2455	642	1199	.535	1	12	.083	371	461	.805	173	523	696	149	141	0	100	95	200	1656	24.4
15-16	61	61	2164	560	1136	.493	35	108	.324	326	430	.758	130	497	627	116	148	0	78	121	125	1481	24.3
16-17	75	75	2708	770	1527	.504	40	134	.299	519	647	.802	174	712	886	157	168	0	94	181	167	2099	28.0
17-18	75	75	2727	780	1462	.534	55	162	.340	495	598	.828	187	645	832	174	159	2	115	162	193	2110	28.1
18-19	56	56	1850	530	1026	.517	48	145	.331	344	433	.794	174	498	672	218	132	0	88	112	135	1452	25.9
TOTALS	466	461	16108	4153	8030	.517	48	145	.314	2572	3234	.795	1208	3698	4906	982	1106	3	639	869	1121	11059	23.7

Davis, Baron

6-3 • Guard • UCLA

Selected in the first round of the 1999 NBA Draft (3rd pick)...Traded to Golden State in exchange for Dale Davis, Speedy Claxton and cash considerations on Feb. 24, 2005.

YEAR	G	GS	MIN	FG	FGA	PCT	3P	3PA	PCT	FT	FTA	PCT	OFF	DEF	TOT	AST	PF	DO	STL	TO	BLK	PTS	AVG
02-03	50	47	1889	332	798	.416	99	283	.350	93	131	.710	56	130	186	320	148	3	91	140	22	856	17.1
03-04	67	66	2686	554	1402	.395	187	582	.321	237	352	.673	66	221	287	501	178	2	158	215	27	1532	22.9
04-05	18	13	593	111	303	.366	44	137	.321	74	96	.771	16	51	67	129	52	0	31	38	4	340	18.9
TOTALS	135	126	5168	997	2503	.398	330	1002	.329	404	579	.698	138	402	540	950	378	5	280	393	53	2728	20.2

Dejean-Jones, Bryce

6-6 • Guard • Iowa State

Signed to a 10-day contract on Jan. 21, 2016...Signed to a second 10-day contract on Feb. 1, 2016...Signed for the remainder of the 2015-16 season on Feb. 19, 2016.

YEAR	G	GS	MIN	FG	FGA	PCT	3P	3PA	PCT	FT	FTA	PCT	OFF	DEF	TOT	AST	PF	DO	STL	TO	BLK	PTS	AVG
15-16	14	11	279	28	69	.406	12	32	.375	11	21	.524	8	40	48	15	17	0	10	11	2	79	5.6

Diallo, Cheick

6-9 • Forward • Kansas

Acquired by New Orleans in exchange for the draft rights to David Mitchenau and Diamond Stone on June 23, 2016...Became an unrestricted free agent following the 2018-19 season.

YEAR	G	GS	MIN	FG	FGA	PCT	3P	3PA	PCT	FT	FTA	PCT	OFF	DEF	TOT	AST	PF	DO	STL	TO	BLK	PTS	AVG
16-17	17	0	199	36	76	.474	---	---	---	15	21	.714	23	50	73	4	17	0	4	7	7	87	5.1
17-18	52	0	481	102	176	.580	---	---	---	50	66	.758	47	164	211	19	82	0	11	28	21	254	4.9
18-19	64	1	896	168	271	.620	1	4	.250	50	67	.746	75	257	332	33	113	0	29	49	33	387	6.0
TOTALS	133	1	1676	306	523	.585	1	4	.250	115	154	.747	145	471	616	56	212	0	44	84	61	728	5.5

Dickau, Dan

6-0 • Guard • Gonzaga

Acquired from Dallas in exchange for Darrell Armstrong and a 2005 second round draft pick on Dec. 3, 2004...Traded to Boston for a 2006 second round pick on Sept. 30, 2005.

YEAR	G	GS	MIN	FG	FGA	PCT	3P	3PA	PCT	FT	FTA	PCT	OFF	DEF	TOT	AST	PF	DO	STL	TO	BLK	PTS	AVG
04-05	67	46	2074	305	748	.408	84	242	.347	188	225	.836	34	145	179	346	200	3	76	144	4	882	13.2

TEAM HISTORY

Douglas, Toney

6-2 • Guard • Florida State

Signed to a 10-day contract on February 4, 2015...Released February 19, 2015...Re-signed March 24, 2015...Waived July 31, 2015...Re-signed October 30, 2015...Waived July 12, 2016.

YEAR	G	GS	MIN	FG	FGA	PCT	3P	3PA	PCT	FT	FTA	PCT	OFF	DEF	TOT	AST	PF	DO	STL	TO	BLK	PTS	AVG
14-15	12	0	177	19	51	.373	5	18	.278	8	15	.615	2	20	22	24	20	0	11	10	4	51	4.3
15-16	61	18	1262	183	445	.411	81	203	.399	84	99	.848	25	118	143	157	131	1	70	64	5	531	8.7
TOTALS	73	18	1439	202	496	.407	86	221	.389	92	112	.821	27	138	165	181	151	1	81	74	9	582	8.0

Drew, Bryce

6-3 • Guard • Valparaiso

Signed as a free agent on July 24, 2001...Waived on Mar. 2, 2004.

YEAR	G	GS	MIN	FG	FGA	PCT	3P	3PA	PCT	FT	FTA	PCT	OFF	DEF	TOT	AST	PF	DO	STL	TO	BLK	PTS	AVG
02-03	13	0	79	8	27	.296	3	7	.429	0	0	--	4	9	13	11	2	0	2	3	0	19	1.5
03-04	15	0	78	4	18	.222	1	7	.143	3	3	1.000	0	6	13	1	0	4	8	0	12	0.8	
TOTALS	28	0	157	12	45	.267	4	14	.286	3	3	1.000	4	15	19	24	3	0	6	11	0	31	1.1

Drew II, Larry

6-2 • Guard • UCLA

Signed a 10-day contract on March 15, 2018...Signed a second 10-day contract on March 26, 2018.

YEAR	G	GS	MIN	FG	FGA	PCT	3P	3PA	PCT	FT	FTA	PCT	OFF	DEF	TOT	AST	PF	DO	STL	TO	BLK	PTS	AVG
17-18	7	0	55	6	17	.353	3	6	.500	--	--	---	2	0	2	8	4	0	0	2	0	15	2.1

Dyson, Jerome

6-3 • Guard • Connecticut

Signed as a free agent on December 9, 2011...Re-signed by the Hornets on April 10, 2012. Signed for the remainder of the season on April 20, 2012.

YEAR	G	GS	MIN	FG	FGA	PCT	3P	3PA	PCT	FT	FTA	PCT	OFF	DEF	TOT	AST	PF	DO	STL	TO	BLK	PTS	AVG
11-12	9	1	180	19	48	.396	1	8	.125	28	36	.778	2	17	19	18	19	0	11	20	2	67	7.4

Edwards, Corsley

6-9 • Forward • Central Connecticut State

Signed as a free agent on Dec. 4, 2004...Waived on Jan. 3, 2005...Signed to a 10-day contract on Jan. 5, 2005...Became a free agent on Jan. 14, 2005.

YEAR	G	GS	MIN	FG	FGA	PCT	3P	3PA	PCT	FT	FTA	PCT	OFF	DEF	TOT	AST	PF	DO	STL	TO	BLK	PTS	AVG
04-05	10	0	110	10	31	.323	0	0	--	7	12	.583	12	13	25	3	19	1	3	2	4	27	2.7

Ely, Melvin

6-9 • Forward/Center • Fresno State

Signed as a free agent by the Hornets on September 13, 2007...Became a free agent following the 2008-09 season...Re-signed as unrestricted free agent April 14, 2014...Traded to Washington in three-team trade with Houston, in exchange for Omer Askik, Omri Caspi and cash considerations (from Houston), along with Alonzo Gee, Scotty Hopkins and a 2015 First Round Draft pick (from New Orleans to Houston) on July 15, 2015.

YEAR	G	GS	MIN	FG	FGA	PCT	3P	3PA	PCT	FT	FTA	PCT	OFF	DEF	TOT	AST	PF	DO	STL	TO	BLK	PTS	AVG
07-08	52	1	621	85	180	.472	0	0	--	32	58	.552	28	117	145	22	79	0	7	42	18	202	3.9
08-09	31	4	373	37	95	.389	0	0	--	23	36	.639	30	34	64	18	58	0	2	23	9	97	3.1
13-14	2	0	27	3	6	.500	0	0	--	0	0	--	0	1	1	0	5	0	0	1	6	3.0	
TOTALS	85	5	1021	125	281	.445	0	0	--	55	94	.585	58	152	210	40	142	0	9	65	28	305	3.6

Ennis, James

6-7 • Forward • Long Beach State

Signed to a 10-day contract on March 30, 2016...Signed for the remainder of the 2015-16 season on April 9, 2016...Became a free agent at the conclusion of the 2015-16 season.

YEAR	G	GS	MIN	FG	FGA	PCT	3P	3PA	PCT	FT	FTA	PCT	OFF	DEF	TOT	AST	PF	DO	STL	TO	BLK	PTS	AVG
15-16	9	5	282	50	100	.500	24	50	.480	19	24	.792	17	18	35	18	26	1	12	17	3	145	15.9

Evans, Tyreke

6-6 • Guard • Memphis

Acquired from the Sacramento Kings as a part of a three team trade on July 10, 2013...Traded to Sacramento along with Langston Galloway and Buddy Hield in exchange for Omri Caspi and DeMarcus Cousins on February 20, 2017.

YEAR	G	GS	MIN	FG	FGA	PCT	3P	3PA	PCT	FT	FTA	PCT	OFF	DEF	TOT	AST	PF	DO	STL	TO	BLK	PTS	AVG
13-14	72	22	2028	391	897	.436	21	95	.221	239	310	.771	76	265	341	363	155	0	84	175	21	1042	14.5
14-15	79	76	2690	521	1165	.447	69	227	.304	202	291	.694	82	334	416	521	198	3	100	246	97	1313	16.6
15-16	25	25	765	136	314	.433	33	85	.388	74	93	.796	20	109	129	164	66	0	32	73	8	579	15.2
16-17	26	0	474	91	227	.401	21	70	.300	45	58	.776	6	80	86	91	41	0	23	39	4	248	9.5
TOTALS	202	123	5957	1139	2603	.438	144	477	.302	560	752	.745	184	788	972	1139	460	3	239	533	70	2982	14.8

Ewing, Jr., Patrick

6-8 • Forward • Georgetown

Signed a 10-day contract on March 26, 2011...Signed a contract for the rest of the 2010-2011 season...Waived on December 13, 2011.

YEAR	G	GS	MIN	FG	FGA	PCT	3P	3PA	PCT	FT	FTA	PCT	OFF	DEF	TOT	AST	PF	DO	STL	TO	BLK	PTS	AVG
10-11	7	0	19	0	5	.000	0	2	.000	3	4	.750	1	1	2	2	1	0	0	1	1	3	0.4

Favors, Derrick

6-10 • Forward/Center • Georgia Tech

Acquired from Utah in exchange for two future second round picks on July 7, 2019.

YEAR	G	GS	MIN	FG	FGA	PCT	3P	3PA	PCT	FT	FTA	PCT	OFF	DEF	TOT	AST	PF	DO	STL	TO	BLK	PTS	AVG
19-20	51	49	1243	209	339	.617	1	7	.143	40	71	.563	163	338	501	81	107	0	30	55	46	459	9.0

Fizer, Marcus

6-8 • Forward • Iowa State

Signed as a free agent on April 10, 2006...Became a free agent following the 2005-06 season.

YEAR	G	GS	MIN	FG	FGA	PCT	3P	3PA	PCT	FT	FTA	PCT	OFF	DEF	TOT	AST	PF	DO	STL	TO	BLK	PTS	AVG
05-06	3	0	39	9	17	.529	1	1	1.000	1	2	.500	1	6	7	1	5	0	0	2	0	20	6.7

Foote, Jeff

7-0 • Center • Cornell

Signed as a free agent to a 10-day contract on March 9, 2012.

YEAR	G	GS	MIN	FG	FGA	PCT	3P	3PA	PCT	FT	FTA	PCT	OFF	DEF	TOT	AST	PF	DO	STL	TO	BLK	PTS	AVG
11-12	4	0	39	2	6	.333	0	0	--	0	0	---	1	5	6	0	5	0	0	2	1	4	1.0

TEAM HISTORY

Frazier, Tim

6-1 • Guard • Penn State

Signed to a 10-day contract on March 16, 2016...Signed for the remainder of the 2015-16 season on March 26, 2016...Re-signed as unrestricted free agent July 22, 2016...Traded to Washington in exchange for the 52nd overall pick in the 2017 NBA Draft on June 21, 2017...Claimed off waivers on October 17, 2018...Waived on February 28, 2019.

YEAR	G	GS	MIN	FG	FGA	PCT	3P	3PA	PCT	FT	FTA	PCT	OFF	DEF	TOT	AST	PF	DO	STL	TO	BLK	PTS	AVG
15-16	16	1	469	76	169	.450	13	31	.419	45	59	.763	15	56	71	120	42	0	23	38	1	210	13.1
16-17	65	35	1525	163	404	.403	40	128	.313	98	129	.760	34	139	173	335	133	1	56	101	6	464	7.1
18-19	47	17	909	88	195	.451	27	77	.351	32	41	.780	32	105	137	206	93	0	25	60	4	235	5.0
TOTALS	128	53	2903	327	768	.426	80	236	.336	175	229	.764	81	300	381	661	268	1	104	199	11	909	7.1

Fredette, Jimmer

6-2 • Guard • Brigham Young

Signed as a free agent on July 22, 2014...Became a free agent at the conclusion of the 2014-15 season...Re-signed November 10, 2015...Waived November 19, 2015.

YEAR	G	GS	MIN	FG	FGA	PCT	3P	3PA	PCT	FT	FTA	PCT	OFF	DEF	TOT	AST	PF	DO	STL	TO	BLK	PTS	AVG
14-15	50	0	509	63	166	.380	9	48	.188	43	45	.956	8	32	40	58	43	0	15	33	2	178	3.6
15-16	4	0	13	1	4	.250	0	1	.000	--	--	--	0	0	0	1	1	0	1	1	0	2	0.5
TOTALS	54	0	522	64	170	.376	9	49	.184	43	45	.956	8	32	40	59	44	0	16	34	2	180	3.3

Freije, Matt

6-10 • Forward • Vanderbilt

Signed as a free agent on Nov. 19, 2004...Waived on Jan. 21, 2005.

YEAR	G	GS	MIN	FG	FGA	PCT	3P	3PA	PCT	FT	FTA	PCT	OFF	DEF	TOT	AST	PF	DO	STL	TO	BLK	PTS	AVG
04-05	23	11	441	37	127	.291	14	54	.259	5	8	.625	16	45	61	20	40	1	15	17	2	93	4.0

Gabriel, Wenyen

6-9 • Forward • Kentucky

Signed as a free agent on November 30, 2020.

YEAR	G	GS	MIN	FG	FGA	PCT	3P	3PA	PCT	FT	FTA	PCT	OFF	DEF	TOT	AST	PF	DO	STL	TO	BLK	PTS	AVG
20-21	21	0	241	24	60	.400	13	32	.406	11	17	.647	20	34	54	11	32	1	9	15	8	72	3.4

Galloway, Langston

6-2 • Guard • Saint Joseph's (PA)

Signed as a free agent on July 21, 2016...Traded to Sacramento along with Tyreke Evans and Buddy Hield in exchange for Omri Casspi and DeMarcus Cousins on February 20, 2017.

YEAR	G	GS	MIN	FG	FGA	PCT	3P	3PA	PCT	FT	FTA	PCT	OFF	DEF	TOT	AST	PF	DO	STL	TO	BLK	PTS	AVG
16-17	55	0	1120	165	441	.374	101	268	.377	40	52	.769	20	101	121	65	76	0	40	28	5	471	8.6

Garcia, Alex

6-3 • Guard • Brazil

Claimed off of waivers from San Antonio on June 16, 2004...Waived on Dec. 21, 2004.

YEAR	G	GS	MIN	FG	FGA	PCT	3P	3PA	PCT	FT	FTA	PCT	OFF	DEF	TOT	AST	PF	DO	STL	TO	BLK	PTS	AVG
04-05	8	3	146	18	52	.346	5	18	.278	3	4	.750	7	8	15	18	15	0	4	8	1	44	5.5

Gates, Kaiser

6-8 • Forward • Xavier (OH)

Signed to a two-way contract on Sept. 28, 2023...Waived on Nov. 3, 2023.

YEAR	G	GS	MIN	FG	FGA	PCT	3P	3PA	PCT	FT	FTA	PCT	OFF	DEF	TOT	AST	PF	DO	STL	TO	BLK	PTS	AVG
23-24	1	0	7	0	4	.000	0	2	.000	---	---	---	0	1	1	0	0	0	0	0	0	0	0.0

Gee, Alonzo

6-6 • Forward • Alabama

Signed as a free agent on July 16, 2015...Waived on October 24, 2016.

YEAR	G	GS	MIN	FG	FGA	PCT	3P	3PA	PCT	FT	FTA	PCT	OFF	DEF	TOT	AST	PF	DO	STL	TO	BLK	PTS	AVG
15-16	73	38	1632	132	255	.518	17	60	.283	44	66	.667	60	185	245	72	169	2	63	55	13	325	4.5

Goodwin, Archie

6-5 • Guard • Kentucky

Signed as a free agent on November 7, 2016...Waived on November 20, 2016.

YEAR	G	GS	MIN	FG	FGA	PCT	3P	3PA	PCT	FT	FTA	PCT	OFF	DEF	TOT	AST	PF	DO	STL	TO	BLK	PTS	AVG
16-17	3	0	30	2	5	.400	1	2	.500	10	10	1.000	0	0	0	1	1	0	0	0	1	15	5.0

Gordon, Eric

6-4 • Guard • Indiana

Acquired from the LA Clippers along with Al-Farouq Aminu, Chris Kaman and a 2012 first round draft pick for Chris Paul and two 2015 second round draft picks...Re-signed as a restricted free agent on July 14, 2012...Exercised player option for 2015-16 season on June 18, 2015...Became an unrestricted free agent at the conclusion of the 2015-16 season.

YEAR	G	GS	MIN	FG	FGA	PCT	3P	3PA	PCT	FT	FTA	PCT	OFF	DEF	TOT	AST	PF	DO	STL	TO	BLK	PTS	AVG
11-12	9	9	310	63	140	.450	10	40	.250	49	65	.754	2	25	25	31	20	0	13	24	4	185	20.6
12-13	42	40	1264	235	584	.402	56	173	.324	187	222	.842	10	67	77	157	75	1	45	117	8	715	17.0
13-14	64	64	2057	356	817	.436	101	258	.391	175	223	.785	30	135	165	208	114	2	74	154	12	988	15.4
14-15	61	60	2018	285	694	.411	141	315	.448	107	133	.805	28	131	159	229	145	0	50	122	14	818	13.4
15-16	45	44	1481	231	552	.418	113	294	.384	111	125	.888	10	89	99	121	98	0	43	73	14	686	15.2
TOTALS	221	217	7130	1170	2787	.420	421	1080	.390	629	768	.819	80	445	525	726	452	3	225	470	52	3390	15.3

Graham, Devonte

6-1 • Guard • Kansas

Acquired from Charlotte in exchange for forward Wes Iwundu, a future protected first round draft pick, and cash considerations on August 7, 2021...Traded to San Antonio in exchange for Josh Richardson on February 9, 2023.

YEAR	G	GS	MIN	FG	FGA	PCT	3P	3PA	PCT	FT	FTA	PCT	OFF	DEF	TOT	AST	PF	DO	STL	TO	BLK	PTS	AVG
21-22	76	63	2162	296	815	.363	192	563	.341	118	140	.843	37	140	177	316	95	0	71	105	12	902	11.9
22-23	53	0	811	85	231	.368	66	190	.347	44	59	.746	12	60	72	116	48	0	30	27	10	280	7.4
TOTALS	129	63	2973	381	1046	.364	258	753	.343	162	199	.814	49	200	249	432	143	0	101	132	22	1182	9.2

TEAM HISTORY

Gray, Aaron

7-0 • Center • Pittsburgh

Acquired from Chicago in exchange for Devin Brown on Jan. 25, 2010...Signed as a free agent on July 15, 2010...Became a free agent following the 2010-11 season.

YEAR	G	GS	MIN	FG	FGA	PCT	3P	3PA	PCT	FT	FTA	PCT	OFF	DEF	TOT	AST	PF	DO	STL	TO	BLK	PTS	AVG
09-10	24	0	261	34	61	.557	0	0	.000	18	21	.857	40	50	90	20	44	0	9	17	11	86	3.6
10-11	41	6	531	56	99	.566	0	0	.000	17	34	.500	59	112	171	16	96	2	11	32	12	129	3.1
TOTALS	65	6	792	90	160	.562	0	0	.000	35	55	.636	99	162	261	36	140	2	20	49	23	215	3.3

Gray, Josh

6-1 • Guard • Louisiana State

Signed a two-way contract on July 24, 2019...Traded to Oklahoma City along with Zylan Cheatham, Darius Miller, and Kenrich Williams as part of a four team trade that also sent Juse Holiday to Milwaukee in exchange for Steven Adams (from Oklahoma City), Eric Bledsoe, and two future first round draft picks and the rights to swap two additional first round picks (from Milwaukee).

YEAR	G	GS	MIN	FG	FGA	PCT	3P	3PA	PCT	FT	FTA	PCT	OFF	DEF	TOT	AST	PF	DO	STL	TO	BLK	PTS	AVG
19-20	2	0	23	1	2	.500	0	0	--	0	0	--	1	1	2	2	1	0	0	5	0	2	1.0

Green, Javonte

6-4 • Guard/Forward • Radford

Signed as a free agent on August 22, 2024...Waived on February 20, 2025.

YEAR	G	GS	MIN	FG	FGA	PCT	3P	3PA	PCT	FT	FTA	PCT	OFF	DEF	TOT	AST	PF	DO	STL	TO	BLK	PTS	AVG
24-25	50	18	1092	100	224	.446	38	108	.352	50	66	.758	49	129	178	45	77	0	55	28	30	288	5.8

Green, Willie

6-4 • Guard • Detroit Mercy

Acquired from Philadelphia with Jason Smith for Craig Brackins and Darius Songaila on September 23, 2010...Became a free agent following the 2010-11 season.

YEAR	G	GS	MIN	FG	FGA	PCT	3P	3PA	PCT	FT	FTA	PCT	OFF	DEF	TOT	AST	PF	DO	STL	TO	BLK	PTS	AVG
10-11	77	13	1674	270	609	.443	54	155	.348	78	100	.780	22	139	161	74	143	0	36	67	13	672	8.7

Hamilton, Jordan

6-7 • Forward • Texas

Signed to a 10-day contract on March 25, 2016...Signed for the remainder of the 2015-16 season on April 4, 2016.

YEAR	G	GS	MIN	FG	FGA	PCT	3P	3PA	PCT	FT	FTA	PCT	OFF	DEF	TOT	AST	PF	DO	STL	TO	BLK	PTS	AVG
15-16	11	4	304	49	116	.422	13	45	.289	14	21	.667	12	50	62	25	24	0	8	17	3	125	11.4

Harper, Jared

5-10 • Guard • Auburn

Signed as a free agent on September 23, 2021...Waived on October 9, 2021...Signed to a two-way contract on December 21, 2021...Waived on January 9, 2022...Signed to a two-way contract on March 29, 2022.

YEAR	G	GS	MIN	FG	FGA	PCT	3P	3PA	PCT	FT	FTA	PCT	OFF	DEF	TOT	AST	PF	DO	STL	TO	BLK	PTS	AVG
21-22	5	0	45	14	26	.538	5	12	.417	4	4	1.000	2	0	2	14	5	0	4	2	1	37	7.4

Harrington, Junior

6-4 • Guard • Wingate

Signed as a free agent on Sept. 30, 2004. Waived on Jan. 21, 2005. Signed to a 10-day contract on Jan. 28, 2005. Became a free agent on Feb. 6, 2005.

YEAR	G	GS	MIN	FG	FGA	PCT	3P	3PA	PCT	FT	FTA	PCT	OFF	DEF	TOT	AST	PF	DO	STL	TO	BLK	PTS	AVG
04-05	29	7	550	64	178	.360	6	19	.316	29	35	.829	13	50	63	62	72	1	25	41	5	163	5.6

Harris, Terrel

6-5 • Guard • Oklahoma State

Signed as a free agent to a 10-day contract on March 8, 2013...Signed to a second 10-day contract on March 18, 2013...Signed for the remainder of the season on March 28, 2013.

YEAR	G	GS	MIN	FG	FGA	PCT	3P	3PA	PCT	FT	FTA	PCT	OFF	DEF	TOT	AST	PF	DO	STL	TO	BLK	PTS	AVG
12-13	13	0	108	2	19	.105	0	7	.000	1	2	.500	0	17	17	7	14	0	2	13	3	5	0.4

Harrison, Andrew

6-6 • Guard • Kentucky

Signed to a two-way contract on December 5, 2018...Waived on January 8, 2019.

YEAR	G	GS	MIN	FG	FGA	PCT	3P	3PA	PCT	FT	FTA	PCT	OFF	DEF	TOT	AST	PF	DO	STL	TO	BLK	PTS	AVG
18-19	6	0	38	3	12	.250	2	10	.200	1	2	.500	2	3	5	7	7	0	0	2	0	9	1.5

Hart, Jason

6-3 • Guard • Syracuse

Signed as a free agent to a 10-day contract on Feb. 5, 2010.

YEAR	G	GS	MIN	FG	FGA	PCT	3P	3PA	PCT	FT	FTA	PCT	OFF	DEF	TOT	AST	PF	DO	STL	TO	BLK	PTS	AVG
09-10	4	0	17	1	1	1.000	0	0	--	0	0	--	0	2	2	5	4	0	1	3	1	2	0.5

Hart, Josh

6-5 • Guard • Villanova

Acquired along with Lonzo Ball, Brandon Ingram, the draft rights to the fourth overall pick in the 2019 NBA Draft, DeAndre Hunter, and two future first round draft picks in exchange for Anthony Davis on July 6, 2019...Re-signed to a multi-year contract August 19, 2021...Traded to Portland along with Nickell Alexander-Walker, Didi Louzada, Tomáš Satoranský, a protected 2022 first round draft pick, and two future second round draft picks in exchange for CJ McCollum, Larry Nance Jr. and Tony Snell on February 8, 2022.

YEAR	G	GS	MIN	FG	FGA	PCT	3P	3PA	PCT	FT	FTA	PCT	OFF	DEF	TOT	AST	PF	DO	STL	TO	BLK	PTS	AVG
19-20	65	16	1755	225	532	.423	121	354	.342	85	115	.739	61	364	425	108	160	2	63	75	23	656	10.1
20-21	47	4	1349	151	344	.439	63	193	.326	69	89	.775	53	324	377	109	111	0	38	49	12	434	9.5
21-22	41	40	1374	195	386	.505	42	130	.323	116	154	.753	53	265	318	168	118	1	45	81	11	548	13.4
TOTALS	153	60	4478	571	1262	.452	226	677	.334	270	358	.754	167	953	1120	385	389	3	146	205	46	2918	10.7

Haston, Kirk

6-9 • Forward • Indiana

Selected in the first round (16th overall) of the 2001 NBA Draft...Waived on Oct. 29, 2003.

YEAR	G	GS	MIN	FG	FGA	PCT	3P	3PA	PCT	FT	FTA	PCT	OFF	DEF	TOT	AST	PF	DO	STL	TO	BLK	PTS	AVG
02-03	12	0	57	21	17	.118	0	3	.000	2	4	.500	0	7	7	3	10	0	0	7	5	6	0.5

TEAM HISTORY

Hawkins, Jordan

6-5 • Guard • Connecticut

Selected in the first round of the 2023 NBA Draft (14th pick) on June 22, 2023...Signed a multi-year contract on July 5, 2023

YEAR	G	GS	MIN	FG	FGA	PCT	3P	3PA	PCT	FT	FTA	PCT	OFF	DEF	TOT	AST	PF	DO	STL	TO	BLK	PTS	AVG
23-24	67	10	1161	174	456	.382	109	298	.366	67	80	.838	29	119	148	70	72	1	19	40	7	524	7.8
24-25	56	9	1521	207	556	.372	110	332	.331	80	98	.816	25	133	158	66	51	0	30	58	23	604	10.8
TOTALS	123	19	2481	381	1012	.376	219	630	.348	147	178	.826	54	252	306	136	123	1	49	98	30	1128	9.2

Hayes, Jaxson

6-11 • Center • Texas

Draft rights acquired, along with draft rights to Nickell Alexander-Walker and Marcos Louzada Silva, in exchange for the draft rights to De'Andre Hunter, Solomon Hill, and a future second-round draft pick on July 6, 2019...Became a free agent after the 2022-23 season.

YEAR	G	GS	MIN	FG	FGA	PCT	3P	3PA	PCT	FT	FTA	PCT	OFF	DEF	TOT	AST	PF	DO	STL	TO	BLK	PTS	AVG
19-20	64	14	1080	174	259	.672	1	4	.250	123	190	.647	97	162	259	56	161	1	26	53	55	472	7.4
20-21	60	3	964	175	280	.625	6	14	.429	93	120	.775	92	165	257	35	101	0	25	39	38	449	7.5
21-22	70	28	1398	245	398	.616	20	57	.351	144	188	.766	115	200	315	43	155	1	33	54	55	654	9.3
22-23	47	2	610	86	156	.551	3	29	.105	58	83	.699	39	93	132	34	67	0	20	31	19	235	5.0
TOTALS	241	47	4052	680	1093	.622	30	104	.288	418	581	.719	343	620	963	168	484	2	104	177	167	1808	7.5

Henry, Xavier

6-6 • Guard • Kansas

Acquired from Memphis in exchange for a 2013 second-round pick on January 4, 2012...Rights were renounced following the 2012-13 season.

YEAR	G	GS	MIN	FG	FGA	PCT	3P	3PA	PCT	FT	FTA	PCT	OFF	DEF	TOT	AST	PF	DO	STL	TO	BLK	PTS	AVG
11-12	45	0	759	90	228	.395	7	17	.412	52	85	.612	24	82	106	35	59	0	26	35	8	239	5.3
12-13	50	2	625	66	161	.410	4	11	.364	58	92	.630	21	69	90	13	72	0	16	31	5	194	3.9
TOTALS	95	2	1384	156	389	.401	11	28	.393	110	177	.621	45	151	196	48	131	0	42	66	13	433	4.6

Hernangómez, Willy

6-11 • Center • Spain

Signed as a free agent on November 30, 2020...Re-signed to a multi-year contract August 16, 2021...Became a free agent after the 2022-23 season.

YEAR	G	GS	MIN	FG	FGA	PCT	3P	3PA	PCT	FT	FTA	PCT	OFF	DEF	TOT	AST	PF	DO	STL	TO	BLK	PTS	AVG
20-21	47	12	846	151	268	.563	1	10	.100	62	93	.667	117	217	334	50	68	0	22	34	23	365	7.8
21-22	50	8	839	170	327	.520	4	12	.333	109	141	.773	143	195	338	63	97	0	21	51	19	453	9.1
22-23	38	2	458	89	169	.527	3	11	.273	81	104	.779	58	122	180	33	64	0	17	39	13	262	6.9
TOTALS	135	22	2143	410	764	.537	8	33	.242	252	338	.746	318	534	852	146	229	0	60	124	55	1080	8.0

Hield, Buddy

6-4 • Guard • Oklahoma

Selected in the first round of the 2016 NBA Draft (6th pick) on June 22, 2016...Traded to Sacramento along with Tyreke Evans and Langston Galloway in exchange for Omri Casspi and Marcus Cousins on February 20, 2017.

YEAR	G	GS	MIN	FG	FGA	PCT	3P	3PA	PCT	FT	FTA	PCT	OFF	DEF	TOT	AST	PF	DO	STL	TO	BLK	PTS	AVG
16-17	57	57	1161	185	472	.392	89	241	.369	29	33	.879	19	147	166	77	81	0	18	48	7	488	8.6

Hill, Solomon

6-7 • Forward • Arizona

Signed as a free agent on July 21, 2016...Traded to Atlanta along with the draft rights to De'Andre Hunter and Jordan Bone, and a future second-round draft pick, in exchange for the draft rights to Jaxson Hayes, Nickell Alexander-Walker and Marcos Louzada Silva on July 7, 2019.

YEAR	G	GS	MIN	FG	FGA	PCT	3P	3PA	PCT	FT	FTA	PCT	OFF	DEF	TOT	AST	PF	DO	STL	TO	BLK	PTS	AVG
16-17	80	71	2374	183	477	.384	94	270	.348	103	128	.805	51	256	307	141	182	0	71	82	32	563	7.0
17-18	12	1	187	11	41	.268	4	21	.190	3	6	.500	9	27	36	22	22	0	7	9	1	29	2.4
18-19	44	15	878	68	178	.382	32	101	.317	23	32	.719	34	99	133	55	80	0	23	31	10	191	4.3
TOTALS	136	87	3439	262	697	.376	130	392	.332	129	166	.777	94	382	476	218	284	0	102	122	43	783	5.8

Holiday, Jrue

6-4 • Guard • UCLA

Acquired in a trade from the Philadelphia 76ers along with Pierre Jackson in exchange for Nerlens Noel and a 2014 1st round draft pick on July 12, 2013...Re-signed to a multi-year contract July 6, 2017...Traded to Milwaukee as part of a four team trade that also sent Zylan Cheatham, Josh Gray, Darius Miller, and Kenneth Williams to Oklahoma City in exchange for Steven Adams (from Oklahoma City), Eric Bledsoe, and two future first round draft picks and the rights to swap two additional first round picks (from Milwaukee).

YEAR	G	GS	MIN	FG	FGA	PCT	3P	3PA	PCT	FT	FTA	PCT	OFF	DEF	TOT	AST	PF	DO	STL	TO	BLK	PTS	AVG
13-14	34	34	1143	203	454	.447	30	77	.390	51	63	.810	28	114	142	268	92	0	56	105	12	487	14.3
14-15	40	37	1303	238	534	.446	51	135	.378	65	76	.855	32	103	135	274	110	1	63	91	23	592	14.8
15-16	65	23	1831	410	935	.439	87	259	.336	182	216	.843	27	168	195	391	148	1	88	167	22	1089	16.8
16-17	67	61	2190	405	894	.453	100	281	.356	119	168	.708	46	218	264	488	133	0	100	194	43	1029	15.4
17-18	81	81	2927	615	1244	.494	120	356	.337	187	238	.786	62	303	365	486	201	1	123	213	64	1537	19.0
18-19	67	67	2402	547	1159	.472	118	363	.325	208	271	.768	75	259	334	518	148	2	109	210	54	1420	21.2
19-20	61	61	2117	458	1006	.455	122	346	.353	129	182	.709	77	216	293	408	145	0	99	184	48	1167	19.1
TOTALS	415	364	13913	2876	6225	.462	628	1817	.346	941	1214	.775	347	1321	1728	2833	977	5	638	1164	267	7321	17.6

Ingram, Brandon

6-8 • Forward • Duke

Acquired along with Lonzo Ball, Josh Hart, the draft rights to the fourth overall pick in the 2019 NBA Draft, De'Andre Hunter, and two future first round draft picks in exchange for Anthony Davis on July 6, 2019...Re-signed to a multi-year contract November 30, 2020...Traded to Toronto in exchange for Bruce Brown, Kelly Olynyk, a 2026 first round pick and a 2031 second round pick.

YEAR	G	GS	MIN	FG	FGA	PCT	3P	3PA	PCT	FT	FTA	PCT	OFF	DEF	TOT	AST	PF	DO	STL	TO	BLK	PTS	AVG
19-20	62	62	2104	507	1036	.463	150	384	.391	313	368	.851	51	329	380	259	179	4	61	189	38	1477	23.8
20-21	61	61	2093	513	1101	.466	143	375	.381	281	320	.878	34	265	299	296	124	0	42	154	36	1450	23.8
21-22	55	55	1869	453	983	.461	74	226	.327	266	322	.826	35	285	320	307	119	0	34	151	26	1246	22.7
22-23	45	45	1538	404	835	.484	64	164	.390	240	272	.882	23	227	243	246	162	0	32	148	19	1112	24.7
23-24	64	64	2103	500	1017	.492	86	242	.355	246	307	.801	43	281	324	363	145	0	50	163	40	1332	20.8
24-25	18	18	595	155	333	.463	43	115	.374	47	55	.855	17	83	100	93	45	0	16	69	11	400	22.2
TOTALS	305	305	10302	2532	5365	.472	560	1506	.372	1393	1644	.847	203	1466	1669	1580	728	4	235	874	170	7017	23.0

Iwundu, Wes

6-6 • Forward • Kansas State

Acquired from Dallas with James Johnson and a 2021 second-round draft pick from Dallas in exchange for JJ Redick and Nicolò Melli...Traded along with a future protected first round draft pick and cash considerations to Charlotte in a three-team deal that sent Steven Adams, Eric Bledsoe, and the draft rights to Ziaire Williams and Jared Butler and a 2022 protected first round pick to Memphis in exchange for Jonas Valanciunas, Devonte' Graham and the draft rights to Trey Murphy III and Brandon Boston.

YEAR	G	GS	MIN	FG	FGA	PCT	3P	3PA	PCT	FT	FTA	PCT	OFF	DEF	TOT	AST	PF	DO	STL	TO	BLK	PTS	AVG
20-21	18	1	251	17	50	.340	2	18	.111	14	17	.824	9	37	46	8	23	0					

TEAM HISTORY

Jack, Jarrett

6-3 • Guard • Georgia Tech

Acquired from Toronto with David Anderson and Marcus Banks in exchange for Jerryd Bayless and Peja Stojakovic on November 20, 2010...Traded to the Golden State Warriors in a three team deal on July 11, 2012...Signed on a 10-day contract on February 24, 2017.

YEAR	G	GS	MIN	FG	FGA	PCT	3P	3PA	PCT	FT	FTA	PCT	OFF	DEF	TOT	AST	PF	DO	STL	TO	BLK	PTS	AVG
10-11	70	2	1375	212	515	.412	29	84	.345	142	168	.845	14	117	131	183	77	0	40	76	6	595	8.5
11-12	45	39	1530	266	583	.456	39	112	.348	129	148	.872	23	153	176	285	93	0	31	106	9	700	15.6
16-17	2	0	33	2	3	.667	0	1	.000	2	2	1.000	0	0	0	5	4	0	2	3	0	6	3.0
TOTALS	117	41	2938	480	1100	.436	68	197	.345	273	318	.858	37	270	307	473	174	0	73	185	15	1301	11.1

Jackson, Bobby

6-1 • Guard • Minnesota

Signed as a free agent on July 26, 2006...Traded to Houston on February 21, 2008, in a three team trade that acquired Bonzi Wells, Mike James and cash considerations (from Houston), sent Jackson, Adam Haluska, a 2008 second round draft pick (from New Orleans) and the rights to Sergei Lishouk (from Memphis) to Houston, and forward Marcus Vinicius, the rights to Malick Badiane and cash considerations (from Houston) to Memphis.

YEAR	G	GS	MIN	FG	FGA	PCT	3P	3PA	PCT	FT	FTA	PCT	OFF	DEF	TOT	AST	PF	DO	STL	TO	BLK	PTS	AVG
06-07	56	2	1330	204	518	.394	54	165	.327	130	168	.774	42	136	178	141	98	0	50	78	6	592	10.6
07-08	46	0	891	116	296	.392	53	144	.368	40	49	.816	23	87	110	76	59	0	32	31	3	325	7.1
TOTALS	102	2	2221	320	814	.393	107	309	.346	170	217	.783	65	223	288	217	157	0	82	109	9	917	9.0

Jackson, Frank

6-3 • Guard • Duke

Acquired from Charlotte in exchange for draft rights to Dwayne Bacon and cash considerations on June 22, 2017...Became a free agent after the 2019-20 season.

YEAR	G	GS	MIN	FG	FGA	PCT	3P	3PA	PCT	FT	FTA	PCT	OFF	DEF	TOT	AST	PF	DO	STL	TO	BLK	PTS	AVG
18-19	61	16	1169	194	447	.434	53	169	.314	54	75	.740	25	109	134	69	92	0	25	48	2	495	8.1
19-20	59	2	797	134	331	.405	47	144	.326	56	75	.747	22	61	83	61	77	0	17	49	4	371	6.3
TOTALS	120	18	1966	328	778	.422	100	313	.319	110	148	.743	47	170	217	130	169	0	42	97	6	866	7.2

Jackson, Marc

6-10 • Center • Temple

Acquired along with Linton Johnson from the New Jersey Nets in exchange for Bostjan Nachbar on Feb. 23, 2006...Became a free agent following the 2006-07 season.

YEAR	G	GS	MIN	FG	FGA	PCT	3P	3PA	PCT	FT	FTA	PCT	OFF	DEF	TOT	AST	PF	DO	STL	TO	BLK	PTS	AVG
05-06	27	10	594	108	221	.489	1	2	.500	28	34	.824	56	72	128	22	56	1	8	37	2	245	9.1
06-07	56	25	1025	15	388	.410	0	1	.000	90	103	.874	62	130	192	58	89	0	21	65	7	408	7.3
TOTALS	83	35	1619	267	609	.438	1	3	.533	118	137	.86	118	202	320	80	145	1	29	102	9	653	7.9

Jacobson, Casey

6-6 • Guard/Forward • Stanford

Acquired from Phoenix along with Macej Lampe and Jackson Vroman in exchange for Jim Jackson and a 2005 second round draft pick on Jan. 21, 2005...Became a free agent after the 2004-05 season.

YEAR	G	GS	MIN	FG	FGA	PCT	3P	3PA	PCT	FT	FTA	PCT	OFF	DEF	TOT	AST	PF	DO	STL	TO	BLK	PTS	AVG
04-05	44	1	1030	100	251	.398	32	88	.364	103	130	.792	18	82	100	76	48	0	22	44	7	335	7.6

James, Mike

6-2 • Guard • Duquesne

Acquired along with Bonzi Wells and cash considerations (from Houston) in a three-team trade that sent Bobby Jackson, Adam Haluska, a 2008 second round draft pick (from New Orleans) and the rights to Sergei Lishouk (from Memphis) to Houston, and forward Marcus Vinicius (from New Orleans), the rights to Malick Badiane and cash considerations (from Houston) to Memphis on Feb. 21, 2008... Traded in exchange for Antonio Daniels from Washington on December 9, 2008.

YEAR	G	GS	MIN	FG	FGA	PCT	3P	3PA	PCT	FT	FTA	PCT	OFF	DEF	TOT	AST	PF	DO	STL	TO	BLK	PTS	AVG
07-08	21	0	183	22	64	.344	7	23	.304	6	6	1.000	3	14	17	6	12	0	4	7	0	57	2.7
08-09	8	0	74	8	25	.320	3	4	.750	1	2	.500	1	6	7	8	7	0	2	3	0	20	2.5
TOTALS	29	0	257	30	89	.337	10	27	.370	7	8	.875	4	20	24	14	19	0	6	10	0	77	2.7

James, Mike

6-1 • Guard • Lamar

Signed to a two-way contract on January 14, 2018...Waived on February 10, 2018.

YEAR	G	GS	MIN	FG	FGA	PCT	3P	3PA	PCT	FT	FTA	PCT	OFF	DEF	TOT	AST	PF	DO	STL	TO	BLK	PTS	AVG
17-18	4	0	18	2	9	.222	0	1	.000	--	--	--	1	0	1	6	3	0	1	1	0	4	1.0

Jemison, Trey

6-11 • Center • UAB

Claimed off of waivers on July 26, 2024...Waived on January 15, 2025.

YEAR	G	GS	MIN	FG	FGA	PCT	3P	3PA	PCT	FT	FTA	PCT	OFF	DEF	TOT	AST	PF	DO	STL	TO	BLK	PTS	AVG
24-25	16	0	166	15	32	.469	0	0	---	8	21	.381	22	22	44	10	27	0	7	10	6	38	2.4

Johnson, Alize

6-7 • Forward • Missouri State

Signed to a 10-day contract on March 2, 2022...Signed to a 10-day contract via the COVID hardship exemption on March 12, 2022.

YEAR	G	GS	MIN	FG	FGA	PCT	3P	3PA	PCT	FT	FTA	PCT	OFF	DEF	TOT	AST	PF	DO	STL	TO	BLK	PTS	AVG
21-22	4	0	28	3	10	.300	0	0	---	3	4	.750	7	6	13	1	3	0	2	1	0	9	2.3

Johnson, Carlidel "Squeaky"

5-11 • Guard • UAB

Signed as a free agent on December 9, 2011...Waived on February 7, 2012.

YEAR	G	GS	MIN	FG	FGA	PCT	3P	3PA	PCT	FT	FTA	PCT	OFF	DEF	TOT	AST	PF	DO	STL	TO	BLK	PTS	AVG
11-12	15	0	119	11	35	.314	4	15	.267	1	3	.333	1	8	9	22	11	0	8	7	0	27	1.8

Johnson, Chris

6-11 • Center • Louisiana State

Claimed off waivers on March 19, 2012...Waived on April 18, 2012.

YEAR	G	GS	MIN	FG	FGA	PCT	3P	3PA	PCT	FT	FTA	PCT	OFF	DEF	TOT	AST	PF	DO	STL	TO	BLK	PTS	AVG
11-12	70	82	9	18	5000	0	.000	5	7	.714	715	22	1	13	05	8	123	3.3					

Johnson, James

6-7 • Forward • Wake Forest

Acquired from Dallas with Wes Iwundu and a 2021 second-round draft pick from Dallas in exchange for JJ Redick and Nicolò Melli.

YEAR	G	GS	MIN	FG	FGA	PCT	3P	3PA	PCT	FT	FTA	PCT	OFF	DEF	TOT	AST	PF	DO	STL	TO	BLK	PTS	AVG
20-21	22	11	539	79	182	.434	16	60	.267	28	47	.596	18	75	91	48	61	0	18	28	19	202	9.2

TEAM HISTORY

Johnson III, Linton

6-8 • Forward • Tulane

Acquired along with Marc Jackson from the New Jersey Nets in exchange for Bostjan Nachbar on Feb. 23, 2006...Became a free agent following the 2006-07 season.

YEAR	G	GS	MIN	FG	FGA	PCT	3P	3PA	PCT	FT	FTA	PCT	OFF	DEF	TOT	AST	PF	DO	STL	TO	BLK	PTS	AVG
05-06	27	7	489	56	139	.403	13	36	.361	17	23	.739	40	75	115	12	54	2	10	24	12	142	5.3
06-07	54	0	720	93	190	.489	10	30	.333	30	37	.811	52	111	163	18	101	0	33	27	18	226	4.2
TOTALS	81	7	1209	149	329	.453	23	66	.348	47	60	.783	92	186	278	30	155	2	43	51	30	368	4.5

Johnson, Orlando

6-5 • Guard • University of California-Santa Barbara

Signed to a 10-day contract on March 9, 2016.

YEAR	G	GS	MIN	FG	FGA	PCT	3P	3PA	PCT	FT	FTA	PCT	OFF	DEF	TOT	AST	PF	DO	STL	TO	BLK	PTS	AVG
15-16	5	1	54	4	17	.235	1	5	.200	1	2	.500	1	5	6	2	4	0	1	3	0	10	2.0

Johnson, Stanley

6-7 • Forward • Arizona

Acquired from Milwaukee along with Jason Smith and four second round draft picks in exchange for Nikola Mirotic on February 7, 2019...Became an unrestricted free agent at the conclusion of the 2018-19 season.

YEAR	G	GS	MIN	FG	FGA	PCT	3P	3PA	PCT	FT	FTA	PCT	OFF	DEF	TOT	AST	PF	DO	STL	TO	BLK	PTS	AVG
18-19	18	0	247	38	91	.418	11	34	.324	9	13	.692	9	33	42	28	22	0	12	26	1	96	5.3

Johnson, Trey

6-5 • Guard • Jackson State

Signed as a free agent on December 9, 2011...Waived on January 27, 2012.

YEAR	G	GS	MIN	FG	FGA	PCT	3P	3PA	PCT	FT	FTA	PCT	OFF	DEF	TOT	AST	PF	DO	STL	TO	BLK	PTS	AVG
11-12	11	0	61	8	14	.571	0	0	.000	5	5	1.000	3	9	12	4	10	0	1	5	0	21	1.9

Johnson, Wesley

6-7 • Forward • Syracuse

Acquired from the Los Angeles Clippers in exchange for Alexis Ajinca on October 15, 2018...Traded to Washington in exchange for Markieff Morris, cash considerations, and a second round draft pick on February 7, 2019.

YEAR	G	GS	MIN	FG	FGA	PCT	3P	3PA	PCT	FT	FTA	PCT	OFF	DEF	TOT	AST	PF	DO	STL	TO	BLK	PTS	AVG
18-19	26	13	377	35	88	.398	19	50	.380	6	9	.667	10	44	54	16	45	1	12	12	7	95	3.7

Jones, Herbert

6-7 • Guard/Forward • Alabama

Selected in the second round of the 2021 NBA Draft (35th pick) on July 30, 2021...Re-signed to a multi-year contract on July 6, 2023.

YEAR	G	GS	MIN	FG	FGA	PCT	3P	3PA	PCT	FT	FTA	PCT	OFF	DEF	TOT	AST	PF	DO	STL	TO	BLK	PTS	AVG
21-22	78	69	2335	274	576	.476	57	169	.337	137	163	.840	98	198	296	167	238	5	130	100	60	742	9.5
22-23	66	66	1951	235	501	.469	56	167	.335	125	161	.764	97	172	269	162	208	0	103	88	42	649	9.8
23-24	76	76	2321	293	588	.498	114	273	.418	137	158	.867	74	198	272	199	224	1	105	93	62	837	11.0
24-25	20	20	648	75	172	.436	22	72	.306	33	40	.825	22	36	78	65	66	1	37	35	9	205	10.3
TOTALS	240	231	7255	877	1837	.477	249	681	.366	430	522	.824	291	624	915	593	736	7	375	316	173	2433	10.1

Jones, Jalen

6-7 • Forward • Texas A&M

Signed to a two-way contract on August 2, 2017...Waived on January 8, 2018.

YEAR	G	GS	MIN	FG	FGA	PCT	3P	3PA	PCT	FT	FTA	PCT	OFF	DEF	TOT	AST	PF	DO	STL	TO	BLK	PTS	AVG
17-18	4	0	19	1	4	.250	1	1	1.000	2	2	1.000	0	3	3	0	2	0	0	0	0	5	1.3

Jones, Solomon

6-10 • Forward • South Florida

Signed a 10-day contract on February 15, 2012...Signed a second 10-day contract on February 25, 2012.

YEAR	G	GS	MIN	FG	FGA	PCT	3P	3PA	PCT	FT	FTA	PCT	OFF	DEF	TOT	AST	PF	DO	STL	TO	BLK	PTS	AVG
11-12	11	1	196	23	53	.434	0	0	.000	15	18	.833	21	20	41	7	31	1	5	13	6	61	5.5

Jones, Terrence

6-9 • Forward • Kentucky

Signed as a free agent on July 22, 2016...Waived on February 23, 2017.

YEAR	G	GS	MIN	FG	FGA	PCT	3P	3PA	PCT	FT	FTA	PCT	OFF	DEF	TOT	AST	PF	DO	STL	TO	BLK	PTS	AVG
16-17	51	12	1264	231	488	.473	19	75	.253	103	170	.606	65	238	303	58	67	1	39	48	53	584	11.5

Kaman, Chris

7-0 • Center • Central Michigan

Acquired from the LA Clippers along with Al-Farouq Aminu, Eric Gordon and a 2012 first round draft pick for Chris Paul and two 2015 second round draft picks on December 14th, 2011...Became a free agent following the 2011-12 season.

YEAR	G	GS	MIN	FG	FGA	PCT	3P	3PA	PCT	FT	FTA	PCT	OFF	DEF	TOT	AST	PF	DO	STL	TO	BLK	PTS	AVG
11-12	47	33	1372	266	597	.446	0	0	.000	84	107	.785	89	275	364	101	106	0	25	129	77	616	13.1

Kelley, Kylor

7-0 • Center • Oregon State

Signed to a 10-day contract on April 3, 2025...Signed with NBA Hardship Exemption on April 13, 2025.

YEAR	G	GS	MIN	FG	FGA	PCT	3P	3PA	PCT	FT	FTA	PCT	OFF	DEF	TOT	AST	PF	DO	STL	TO	BLK	PTS	AVG
24-25	3	1	59	4	9	.444	0	0	---	2	4	.500	4	14	18	3	7	0	1	3	1	10	3.3

Lampe, Maciej

6-11 • Center • Poland

Acquired from Phoenix along with Casey Jacobsen and Jackson Vroman in exchange for Jim Jackson and a 2005 second round draft pick on Jan. 21, 2005...Traded to the Houston Rockets in exchange for Moodie Norris and cash considerations on Feb. 13, 2006.

YEAR	G	GS	MIN	FG	FGA	PCT	3P	3PA	PCT	FT	FTA	PCT	OFF	DEF	TOT	AST	PF	DO	STL	TO	BLK	PTS	AVG
04-05	21	0	261	32	83	.386	0	1	.000	7	10	.700	15	42	57	10	31	0	4	7	5	71	3.4
05-06	2	0	16	0	4	.000	0	0	---	0	0	---	1	3	4	2	2	0	0	1	0	0	0.0
TOTALS	23	0	277	32	87	.368	0	1	.000	7	10	.700	16	45	61	12	33	0	4	8	5	71	3.1

TEAM HISTORY

Landry, Carl

6-9 • Forward • Purdue

Acquired from Sacramento for Marcus Thornton and cash on February 23, 2011...Re-signed by the Hornets on December 17, 2011...Became a free agent following the 2011-12 season.

YEAR	G	GS	MIN	FG	FGA	PCT	3P	3PA	PCT	FT	FTA	PCT	OFF	DEF	TOT	AST	PF	DO	STL	TO	BLK	PTS	AVG
10-11	23	10	602	107	203	.527	0	1	.000	58	73	.795	38	56	94	13	71	1	10	27	12	272	11.8
11-12	41	8	999	182	362	.503	0	3	.000	147	184	.799	78	136	214	38	89	0	13	64	12	511	12.5
TOTALS	64	18	1601	289	565	.512	0	4	.000	205	257	.798	116	192	308	51	160	1	23	91	24	783	12.2

Lemon, Jr., Walt

6-3 • Guard • Bradley

Signed a 10-day contract on February 21, 2018...Signed a second 10-day contract on March 4, 2018.

YEAR	G	GS	MIN	FG	FGA	PCT	3P	3PA	PCT	FT	FTA	PCT	OFF	DEF	TOT	AST	PF	DO	STL	TO	BLK	PTS	AVG
17-18	5	0	35	7	16	.438	1	1	1.000	2	3	.667	0	2	2	5	5	0	0	4	1	17	3.4

Lewis Jr., Kira

6-2 • Guard • Alabama

Selected in the first round of the 2020 NBA Draft (33rd pick) on November 18, 2020...Traded to Indiana with a 2024 second round pick in exchange for cash considerations on Jan. 17, 2024.

YEAR	G	GS	MIN	FG	FGA	PCT	3P	3PA	PCT	FT	FTA	PCT	OFF	DEF	TOT	AST	PF	DO	STL	TO	BLK	PTS	AVG
20-21	54	0	904	130	337	.386	40	120	.333	43	51	.843	12	59	71	124	88	1	38	34	10	343	6.4
21-22	24	0	341	59	146	.404	13	58	.224	10	12	.833	9	30	39	49	17	0	11	26	1	141	5.9
22-23	25	0	235	40	88	.455	15	34	.441	19	22	.864	5	28	33	23	24	0	10	10	2	114	4.6
23-24	15	0	144	16	52	.308	2	20	.100	10	11	.909	4	10	14	18	8	0	5	8	1	44	2.9
TOTALS	118	0	1624	245	623	.395	70	232	.302	82	96	.854	30	127	157	214	137	1	64	78	14	642	5.4

Liddell, E.J.

6-7 • Forward • Ohio State

Selected in the second round of the 2022 NBA Draft (41st pick) on June 23, 2022...Signed to a two-way contract on October 16, 2022...Waived on July 6, 2023...Signed a multi-year contract on July 6, 2023...Traded to Atlanta along with Dyson Daniels, Larry Nance Jr., Cody Zeller, and two first round picks in exchange for Dejounte Murray on July 6, 2024.

YEAR	G	GS	MIN	FG	FGA	PCT	3P	3PA	PCT	FT	FTA	PCT	OFF	DEF	TOT	AST	PF	DO	STL	TO	BLK	PTS	AVG
23-24	8	0	23	1	6	.167	0	5	.000	2	2	1.000	0	5	5	1	2	0	2	2	2	4	0.5

Liggins, DeAndre

6-6 • Guard • Kentucky

Signed a 10-day contract on January 10, 2018...Signed a second 10-day contract on January 20, 2018...Signed to a multi-year contract on February 5, 2018...Waived by New Orleans August 31, 2018.

YEAR	G	GS	MIN	FG	FGA	PCT	3P	3PA	PCT	FT	FTA	PCT	OFF	DEF	TOT	AST	PF	DO	STL	TO	BLK	PTS	AVG
17-18	27	3	244	18	41	.439	8	17	.471	--	--	---	2	24	26	21	20	0	10	7	4	44	1.6

Livingston, Randy

6-4 • Guard • Louisiana State

Signed a 10-day contract on Jan. 27, 2003...Released on Feb. 5, 2003.

YEAR	G	GS	MIN	FG	FGA	PCT	3P	3PA	PCT	FT	FTA	PCT	OFF	DEF	TOT	AST	PF	DO	STL	TO	BLK	PTS	AVG
02-03	2	0	12	2	4	.500	0	0	---	2	2	1.000	0	0	0	1	0	0	0	0	0	6	3.0

Lopez, Robin

7-0 • Center • Stanford

Acquired from Phoenix along with forward Hakim Warrick and cash considerations in exchange for guard Jerome Dyson and center Brad Miller, with two second round picks going to Minnesota as part of the three-team deal that sent forward Wesley Johnson and a first round pick from Minnesota to Phoenix on July 27, 2012...Traded to Portland with Terrell Harris as part of a three team trade that returned Jeff Withey (from Portland) and Tyreke Evans (from Sacramento), and sent Greivis Vasquez (from New Orleans) a 2016 second round pick, a future second round pick and cash considerations (all from Portland) to Sacramento.

YEAR	G	GS	MIN	FG	FGA	PCT	3P	3PA	PCT	FT	FTA	PCT	OFF	DEF	TOT	AST	PF	DO	STL	TO	BLK	PTS	AVG
12-13	82	82	2156	384	719	.534	0	0	---	161	207	.778	226	236	462	64	16	1	32	110	128	929	11.3

Louzada, Didi

6-5 • Guard • Brazil

Draft rights acquired, along with draft rights to Nickell Alexander-Walker and Jaxson Hayes, in exchange for the draft rights to De'Andre Hunter, Solomon Hill, and a future second-round draft pick on July 6, 2019...Re-signed to a multi-year contract August 16, 2021...Traded to Portland along with Nickell Alexander-Walker, Josh Hart, Tomáš Satoransky, a protected 2022 first round draft pick, and two future second round draft picks in exchange for CJ McCollum, Larry Nance Jr. and Tony Snell on February 8, 2022.

YEAR	G	GS	MIN	FG	FGA	PCT	3P	3PA	PCT	FT	FTA	PCT	OFF	DEF	TOT	AST	PF	DO	STL	TO	BLK	PTS	AVG
20-21	3	0	56	3	13	.231	2	8	.250	0	0	---	1	2	3	3	5	0	2	3	0	8	2.7
21-22	2	0	7	0	3	.000	0	3	.000	0	0	---	2	0	2	1	0	0	0	0	0	0	0.0
TOTALS	5	0	63	3	16	.388	2	11	.382	0	0	---	3	2	5	4	5	0	2	3	0	8	1.6

Lynch, George

6-8 • Forward • North Carolina

Acquired along with Robert Traylor and Jerome Moiso from Philadelphia and Chris Porter from Golden State in a three-team deal that sent Derrick Coleman (from Charlotte), Corie Blount and Vontego Cummings (from Golden State) to Philadelphia and Cedric Henderson (from Philadelphia) and a conditional first round draft pick from Philadelphia to Golden State on Oct. 25, 2001...Waived on Oct. 28, 2005.

YEAR	G	GS	MIN	FG	FGA	PCT	3P	3PA	PCT	FT	FTA	PCT	OFF	DEF	TOT	AST	PF	DO	STL	TO	BLK	PTS	AVG
02-03	81	32	1497	147	359	.409	28	79	.354	41	74	.554	139	214	353	104	136	1	66	52	19	363	4.5
03-04	78	51	1701	149	375	.397	43	139	.309	34	51	.667	96	216	312	117	159	1	48	64	18	375	4.8
04-05	44	27	933	68	189	.360	11	37	.297	17	23	.739	55	119	174	88	83	0	32	57	12	164	3.7
TOTALS	203	110	4131	364	923	.394	82	255	.322	92	148	.622	290	549	839	309	378	2	146	173	49	902	4.4

Macijauskas, Arvydas

6-4 • Guard • Lithuania

Signed as a free agent on Aug. 2, 2005...Waived on July 12, 2006.

YEAR	G	GS	MIN	FG	FGA	PCT	3P	3PA	PCT	FT	FTA	PCT	OFF	DEF	TOT	AST	PF	DO	STL	TO	BLK	PTS	AVG
05-06	19	0	135	14	41	.341	3	12	.250	13	15	.867	3	7	10	5	10	0	7	8	0	44	2.3

TEAM HISTORY

Magloire, Jamaal

6-10 • Center • Kentucky

Selected by the Hornets in the first round (19th overall) of the 2000 NBA Draft on June 28, 2000...Traded to the Milwaukee Bucks in exchange for forward Desmond Mason, an unconditional first round pick and cash considerations on Oct. 26, 2005.

YEAR	G	GS	MIN	FG	FGA	PCT	3P	3PA	PCT	FT	FTA	PCT	OFF	DEF	TOT	AST	PF	DO	STL	TO	BLK	PTS	AVG
02-03	82	82	2443	305	635	.480	0	3	.000	231	322	.717	260	464	724	88	276	4	49	158	111	841	10.3
03-04	82	82	2777	383	809	.475	0	1	.000	353	470	.751	268	579	847	86	278	6	43	201	101	1119	13.6
04-05	23	22	703	98	227	.432	0	0	--	74	123	.602	79	126	205	29	74	0	8	59	23	270	11.7
TOTALS	187	186	5923	786	1671	.470	0	4	.000	658	915	.719	607	1169	1776	203	628	10	100	418	235	2230	11.9

Magnay, Will

6-10 • Forward • Tulsa

Signed to a Two-Way contract on December 2, 2020...Waived on April 12, 2021.

YEAR	G	GS	MIN	FG	FGA	PCT	3P	3PA	PCT	FT	FTA	PCT	OFF	DEF	TOT	AST	PF	DO	STL	TO	BLK	PTS	AVG
20-21	1	0	3	0	1	.000	0	1	.000	0	0	---	0	0	0	0	1	0	0	1	0	0	0.0

Marks, Sean

6-10 • Forward/Center • California

Signed as a free agent on August 26, 2008...Signed as a free agent on August 27, 2009...Became a free agent following the 2009-10 season.

YEAR	G	GS	MIN	FG	FGA	PCT	3P	3PA	PCT	FT	FTA	PCT	OFF	DEF	TOT	AST	PF	DO	STL	TO	BLK	PTS	AVG
08-09	60	5	838	80	165	.485	2	10	.200	30	44	.682	62	125	187	14	121	0	7	35	33	192	3.2
09-10	14	0	75	4	8	.500	0	0	--	2	5	.400	14	9	23	2	17	0	0	2	3	10	0.7
TOTALS	74	5	913	84	173	.486	2	10	.200	32	49	.653	76	134	210	16	138	0	7	37	36	202	2.7

Marshall, Najj

6-7 • Forward • Xavier (OH)

Signed to a Two-Way contract on December 8, 2020...Signed to a multi-year contract on May 7, 2021...Became a free agent following the 2023-24 season.

YEAR	G	GS	MIN	FG	FGA	PCT	3P	3PA	PCT	FT	FTA	PCT	OFF	DEF	TOT	AST	PF	DO	STL	TO	BLK	PTS	AVG
20-21	32	10	700	82	209	.392	29	83	.349	53	75	.707	15	133	148	88	58	1	26	38	10	246	7.7
21-22	55	4	735	109	269	.405	21	105	.200	74	93	.796	38	104	142	62	69	1	33	46	8	313	5.7
22-23	77	21	1992	247	571	.433	66	218	.303	138	175	.789	48	231	279	189	113	0	54	97	14	698	9.1
23-24	66	1	1257	170	367	.463	58	150	.387	68	86	.791	53	187	240	128	91	0	49	65	12	466	7.1
TOTALS	230	36	4484	608	1416	.429	174	556	.313	333	429	.776	154	655	809	467	331	2	162	246	44	1723	7.5

Mashburn, Jamal

6-8 • Forward • Kentucky

Acquired from Miami Heat along with P.J. Brown, Rodney Buford, Tim James and Otis Thorpe in exchange for Ricky Davis, Dave Ellis, Eddie Jones and Anthony Mason on August 1, 2000. Traded to the Philadelphia 76ers along with Rodney Rogers in exchange for Glenn Robinson on February 24, 2005.

YEAR	G	GS	MIN	FG	FGA	PCT	3P	3PA	PCT	FT	FTA	PCT	OFF	DEF	TOT	AST	PF	DO	STL	TO	BLK	PTS	AVG
02-03	82	81	3321	670	1586	.422	119	306	.389	313	369	.848	66	452	498	462	196	--	83	290	17	1772	21.6
03-04	19	18	730	156	398	.392	19	67	.284	65	80	.813	19	98	117	47	42	--	14	37	5	396	20.8
TOTALS	101	99	4051	826	1984	.416	138	373	.370	378	449	.842	85	530	615	509	238	--	97	267	22	2168	21.5

Mason, Desmond

6-5 • Forward/Guard • Oklahoma State

Acquired along with an unconditional first round pick in the 2006 NBA Draft and cash considerations from the Milwaukee Bucks in exchange for Jamaal Magloire on Oct. 26, 2005...Became a free agent following the 2006-07 season.

YEAR	G	GS	MIN	FG	FGA	PCT	3P	3PA	PCT	FT	FTA	PCT	OFF	DEF	TOT	AST	PF	DO	STL	TO	BLK	PTS	AVG
05-06	70	55	2102	275	690	.399	1	6	.167	206	302	.682	64	234	298	66	136	1	42	113	17	757	10.8
06-07	75	75	2575	407	900	.452	0	0	--	214	323	.663	124	221	345	115	174	1	52	192	22	1028	13.7
TOTALS	145	130	4677	682	1590	.429	1	6	.167	420	625	.672	188	455	643	181	310	2	94	305	39	1785	12.3

Mason, Jr., Roger

6-5 • Guard • Virginia

Signed as a free agent on August 4, 2012...Rights were renounced following the 2012-13 season.

YEAR	G	GS	MIN	FG	FGA	PCT	3P	3PA	PCT	FT	FTA	PCT	OFF	DEF	TOT	AST	PF	DO	STL	TO	BLK	PTS	AVG
12-13	69	13	1219	132	305	.433	66	159	.415	39	43	.907	11	121	132	74	104	0	26	51	11	369	5.3

Matković, Karlo

6-11 • Forward/Center • Croatia

Selected in the second round of the 2022 NBA Draft (52nd overall pick) on June 23, 2022...Signed multi-year contract July 13, 2024.

YEAR	G	GS	MIN	FG	FGA	PCT	3P	3PA	PCT	FT	FTA	PCT	OFF	DEF	TOT	AST	PF	DO	STL	TO	BLK	PTS	AVG
24-25	42	7	791	135	235	.574	21	66	.318	34	44	.773	64	145	209	46	106	2	22	43	41	325	7.7

Mbenga, D.J.

7-0 • Center • Democratic Republic of Congo

Signed as a free agent on October 13, 2010...Became a free agent following the 2010-11 season.

YEAR	G	GS	MIN	FG	FGA	PCT	3P	3PA	PCT	FT	FTA	PCT	OFF	DEF	TOT	AST	PF	DO	STL	TO	BLK	PTS	AVG
10-11	41	0	330	23	49	.469	0	0	---	13	18	.722	35	51	86	6	52	0	6	21	27	59	1.4

McCollum, CJ

6-3 • Guard • Lehigh

Acquired in a trade from Portland along with Larry Nance Jr., and Tony Snell in exchange for Nickell Alexander-Walker, Josh Hart, Didi Louzada, Tomáš Satoransky, a protected 2022 first round draft pick, and two future second round draft picks...Signed multi-year contract extension on Sept. 26, 2022.

YEAR	G	GS	MIN	FG	FGA	PCT	3P	3PA	PCT	FT	FTA	PCT	OFF	DEF	TOT	AST	PF	DO	STL	TO	BLK	PTS	AVG
21-22	26	26	878	246	499	.493	71	180	.394	68	102	.667	19	97	116	152	44	0	34	57	1	631	24.3
22-23	75	75	2649	587	1344	.437	211	543	.389	183	238	.769	55	273	328	429	153	0	70	183	38	1568	20.9
23-24	66	66	2159	484	1055	.459	239	557	.429	115	139	.827	39	247	286	305	126	0	62	110	41	1322	20.0
24-25	56	56	1832	444	1000	.444	171	459	.373	124	173	.717	42	170	212	227	124	1	46	106	24	1183	21.1
TOTALS	223	223	7518	1761	3898	.452	692	1739	.398	490	652	.752	155	787	942	1113	447	1	212	456	104	4704	21.1

McGuire, Dominic

6-9 • Forward • Fresno State

Signed as a free agent on December 16, 2012...Waived by New Orleans on January 4, 2013.

YEAR	G	GS	MIN	FG	FGA	PCT	3P	3PA	PCT	FT	FTA	PCT	OFF	DEF	TOT	AST	PF	DO	STL	TO	BLK	PTS	AVG
12-13	9	0	145	9	21	.429	0	0	---	1	2	.500	7	21	28	9	13	0	8	5	3	19	2.1

TEAM HISTORY

Mekel, Gal

6-3 • Guard • Wichita State

Signed as a free agent on December 5, 2014...Waived on December 19, 2014.

YEAR	G	GS	MIN	FG	FGA	PCT	3P	3PA	PCT	FT	FTA	PCT	OFF	DEF	TOT	AST	PF	DO	STL	TO	BLK	PTS	AVG
14-15	4	0	43	3	20	.150	0	3	.000	--	--	--	0	1	1	13	1	0	2	2	0	6	1.5

Melli, Nicolò

6-9 • Forward/Center • Italy

Signed as a free agent on July 25, 2019...Traded to Dallas with JJ Redick in exchange for James Johnson, Wes Iwundu, and a 2021 second-round draft pick.

YEAR	G	GS	MIN	FG	FGA	PCT	3P	3PA	PCT	FT	FTA	PCT	OFF	DEF	TOT	AST	PF	DO	STL	TO	BLK	PTS	AVG
19-20	60	8	1042	136	323	.421	69	206	.335	54	73	.740	38	142	180	82	124	0	34	46	23	395	6.6
20-21	22	0	241	15	59	.254	7	37	.189	6	7	.857	12	45	57	25	28	0	9	7	1	43	2.0
TOTALS	82	8	1283	151	382	.395	76	243	.315	60	80	.750	50	187	237	107	152	0	43	53	24	438	5.3

Mensah-Bonsu, Pops

6-9 • Center • George Washington

Signed as a free agent on September 24, 2010...Waived by New Orleans on January 4, 2011.

YEAR	G	GS	MIN	FG	FGA	PCT	3P	3PA	PCT	FT	FTA	PCT	OFF	DEF	TOT	AST	PF	DO	STL	TO	BLK	PTS	AVG
10-11	7	0	35	1	3	.333	0	0	--	0	0	--	3	8	11	2	11	0	0	2	0	2	0.3

Miller, Darius

6-8 • Forward • Kentucky

Selected in the second round of the 2012 NBA Draft (46th overall pick) on June 28, 2012...Signed multi-year contract July 25, 2014...Waived November 30, 2014...Signed as a free agent July 27, 2017... Re-signed on July 21, 2019...Traded to Oklahoma City along with Zylan Cheatham, Josh Gray, and Kenrich Williams as part of a four team trade that also sent Jue Holiday to Milwaukee in exchange for Steven Adams (from Oklahoma City), Eric Bledsoe, and two future first round draft picks and the rights to swap two additional first round picks (from Milwaukee).

YEAR	G	GS	MIN	FG	FGA	PCT	3P	3PA	PCT	FT	FTA	PCT	OFF	DEF	TOT	AST	PF	DO	STL	TO	BLK	PTS	AVG
12-13	52	2	694	44	108	.407	22	56	.393	8	8	1.000	8	70	78	44	89	0	17	23	12	118	2.3
13-14	45	7	723	73	166	.440	25	77	.325	29	36	.806	9	43	52	43	88	0	24	22	9	200	4.4
14-15	5	1	43	1	7	.143	0	1	.000	--	--	--	0	1	2	8	0	1	1	0	2	0.4	
17-18	82	3	1944	216	487	.444	147	358	.411	58	67	.866	18	146	164	111	160	1	28	58	17	637	7.8
18-19	69	15	1757	189	484	.390	133	364	.365	56	71	.789	14	114	124	146	165	1	40	59	23	567	8.2
TOTALS	253	28	5161	523	1252	.418	327	856	.382	151	182	.830	49	374	423	346	510	2	110	163	61	1524	6.0

Mirotic, Nikola

6-10 • Forward • Montenegro

Acquired along with a 2018 second-round draft pick from Chicago in exchange for Tony Allen, Omer Asik, Jameer Nelson, a 2018 first-round draft pick, and the right to trade 2021 second-round draft picks. Traded to Milwaukee in exchange for Stanley Johnson, Jason Smith, and four second round draft picks on February 7, 2019.

YEAR	G	GS	MIN	FG	FGA	PCT	3P	3PA	PCT	FT	FTA	PCT	OFF	DEF	TOT	AST	PF	DO	STL	TO	BLK	PTS	AVG
17-18	30	11	872	163	382	.427	66	197	.335	47	58	.810	41	205	246	41	63	0	29	31	26	439	14.6
18-19	32	22	925	182	407	.447	85	231	.368	85	101	.842	46	218	264	35	86	0	21	37	25	534	16.7
TOTALS	62	33	1797	345	789	.437	151	428	.353	132	159	.830	87	423	510	76	149	0	50	68	51	973	15.7

Missi, Yves

6-11 • Center • Baylor

Selected in the first round of the 2024 NBA Draft (21st overall pick) on June 26, 2024...Signed multi-year contract July 8, 2024.

YEAR	G	GS	MIN	FG	FGA	PCT	3P	3PA	PCT	FT	FTA	PCT	OFF	DEF	TOT	AST	PF	DO	STL	TO	BLK	PTS	AVG
24-25	73	67	1956	269	492	.547	0	1	.000	127	204	.623	255	346	601	99	145	0	37	82	98	665	9.1

Moiso, Jerome

6-10 • Forward • UCLA

Acquired along with Robert Traylor and George Lynch from Philadelphia and Chris Porter from Golden State in a three-team trade which sent Derrick Coleman (from Charlotte), Corie Blount and Vontego Cummings (from Golden State) to Philadelphia and Cedric Henderson (from Philadelphia) and a conditional first round draft pick from Philadelphia to Golden State on Oct. 25, 2001. Became a free agent after 2002-03 season.

YEAR	G	GS	MIN	FG	FGA	PCT	3P	3PA	PCT	FT	FTA	PCT	OFF	DEF	TOT	AST	PF	DO	STL	TO	BLK	PTS	AVG
02-03	51	1	644	89	171	.520	0	0	--	27	41	.659	59	119	178	22	87	1	19	46	44	205	4.0

Moore, E'Twaun

6-4 • Guard • Purdue

Signed as a free agent on July 21, 2016...Became a free agent following the 2019-20 season.

YEAR	G	GS	MIN	FG	FGA	PCT	3P	3PA	PCT	FT	FTA	PCT	OFF	DEF	TOT	AST	PF	DO	STL	TO	BLK	PTS	AVG
16-17	73	22	1820	283	619	.457	77	208	.370	57	74	.770	33	119	152	164	131	0	50	62	32	700	9.6
17-18	82	80	2586	423	832	.508	128	301	.425	48	68	.706	57	181	238	187	182	0	79	102	12	1022	12.5
18-19	53	36	1463	256	532	.481	76	176	.432	45	59	.763	35	92	127	102	112	0	40	59	8	633	11.9
19-20	56	6	1020	186	437	.426	63	167	.377	31	45	.689	31	100	131	78	80	0	32	40	11	466	8.3
TOTALS	264	144	6889	1148	2420	.475	344	852	.404	181	246	.736	156	492	648	531	505	0	201	263	63	2821	10.7

Morrow, Anthony

6-5 • Guard • Georgia Tech

Signed as a free agent on July 18, 2013...Became a free agent following the 2013-14 season.

YEAR	G	GS	MIN	FG	FGA	PCT	3P	3PA	PCT	FT	FTA	PCT	OFF	DEF	TOT	AST	PF	DO	STL	TO	BLK	PTS	AVG
13-14	76	9	1426	238	520	.458	88	195	.451	72	87	.828	29	111	140	59	102	0	38	51	12	636	8.4

Motiejunas, Donatas

7-0 • Forward • Lithuania

Signed as a free agent on January 3, 2017...Became an unrestricted free agent at the conclusion of the 2016-17 season.

YEAR	G	GS	MIN	FG	FGA	PCT	3P	3PA	PCT	FT	FTA	PCT	OFF	DEF	TOT	AST	PF	DO	STL	TO	BLK	PTS	AVG
16-17	34	0	479	57	138	.415	11	47	.234	25	49	.510	26	75	101	34	55	0	18	31	11	150	4.4

TEAM HISTORY

Murphy III, Trey

6-5 • Forward • Virginia

Draft rights acquired along with Jonas Valanciunas (via Memphis) and 2021 second round pick Brandon Boston (51st overall) from the Grizzlies for center Steven Adams, guard Eric Bledsoe, the draft rights to 2021 first round pick Ziaire Williams (10th overall) and 2021 second round pick Jared Butler (40th overall), and a protected 2022 first round pick (to Memphis)...Signed multi-year contract extension on October 21, 2024.

YEAR	G	GS	MIN	FG	FGA	PCT	3P	3PA	PCT	FT	FTA	PCT	OFF	DEF	TOT	AST	PF	DO	STL	TO	BLK	PTS	AVG
21-22	62	1	864	109	277	.394	71	186	.382	45	51	.882	47	100	147	38	60	0	23	16	7	334	5.4
22-23	79	65	2448	387	800	.484	202	497	.406	172	190	.905	59	222	281	112	155	0	89	61	43	1148	14.5
23-24	57	23	1690	275	621	.443	169	445	.380	123	151	.815	42	238	280	124	70	0	51	34	28	842	14.8
24-25	53	51	1854	381	839	.454	158	438	.361	204	230	.887	47	221	268	188	112	0	56	103	39	1124	21.2
TOTALS	251	140	6856	1152	2537	.454	600	1566	.383	544	622	.875	195	781	976	462	397	0	219	214	117	3448	13.7

Murray, Dejounte

6-5 • Guard • Washington

Acquired from the Atlanta Hawks in exchange for Dyson Daniels, E.J. Liddell, Larry Nance Jr., Cody Zeller, a 2025 first round pick and a 2027 first round pick on July 6, 2024.

YEAR	G	GS	MIN	FG	FGA	PCT	3P	3PA	PCT	FT	FTA	PCT	OFF	DEF	TOT	AST	PF	DO	STL	TO	BLK	PTS	AVG
24-25	31	31	1012	194	494	.393	52	174	.299	102	124	.823	17	183	200	228	61	0	63	106	12	542	17.5

Nachbar, Bostjan

6-9 • Forward • Slovenia

Acquired along with Jim Jackson from Houston in exchange for David Wesley on Dec. 27, 2004...Traded to the New Jersey Nets in exchange for Marc Jackson and Linton Johnson III on Feb. 23, 2006.

YEAR	G	GS	MIN	FG	FGA	PCT	3P	3PA	PCT	FT	FTA	PCT	OFF	DEF	TOT	AST	PF	DO	STL	TO	BLK	PTS	AVG
04-05	55	4	1137	146	368	.397	65	175	.371	88	105	.838	20	132	152	65	153	1	28	68	16	445	8.1
05-06	25	13	405	42	124	.339	17	57	.298	25	36	.694	4	45	49	22	52	0	13	20	5	126	5.0
TOTALS	80	17	1542	188	492	.382	82	232	.355	113	141	.801	24	177	201	87	205	1	41	88	21	571	7.1

Nailon, Lee

6-8 • Forward • Texas Christian

Signed as a free agent on Sept. 30, 2004...Became a free agent after the 2004-05 season.

YEAR	G	GS	MIN	FG	FGA	PCT	3P	3PA	PCT	FT	FTA	PCT	OFF	DEF	TOT	AST	PF	DO	STL	TO	BLK	PTS	AVG
04-05	68	51	2017	415	869	.478	0	2	.000	133	165	.806	128	170	298	109	190	1	36	110	16	963	14.2

Nance Jr., Larry

6-7 • Forward • Wyoming

Acquired in a trade from Portland along with CJ McCollum and Tony Snell in exchange for Nickell Alexander-Walker, Josh Hart, Didi Louzada, Tomáš Satoransky, a protected 2022 first round draft pick, and two future second round draft picks...Signed multi-year contract extension on Oct. 3, 2022...Traded to Atlanta along with Dyson Daniels, E.J. Liddell, Cody Zeller, and two first round picks in exchange for Dejounte Murray on July 6, 2024.

YEAR	G	GS	MIN	FG	FGA	PCT	3P	3PA	PCT	FT	FTA	PCT	OFF	DEF	TOT	AST	PF	DO	STL	TO	BLK	PTS	AVG
21-22	9	0	182	27	49	.551	4	8	.500	8	8	1.000	14	25	39	8	17	0	5	10	7	66	7.3
22-23	65	1	1381	186	305	.610	14	42	.333	55	79	.696	106	248	354	119	133	0	56	42	37	441	6.8
23-24	61	0	1216	138	241	.573	27	65	.415	47	61	.770	94	213	307	113	98	0	61	49	19	350	5.7
TOTALS	135	1	2779	351	595	.590	45	115	.391	110	148	.743	214	486	700	240	248	0	122	101	63	857	6.3

Nelson, Jameer

6-0 • Guard • Saint Joseph's (PA)

Signed as a free agent October 22, 2017...Traded to Chicago along with Tony Allen, Omer Asik, a 2018 first-round draft pick, and the right to trade 2021 second-round draft picks in exchange for Nikola Mirotic and a 2018 second-round draft pick.

YEAR	G	GS	MIN	FG	FGA	PCT	3P	3PA	PCT	FT	FTA	PCT	OFF	DEF	TOT	AST	PF	DO	STL	TO	BLK	PTS	AVG
17-18	43	0	897	84	205	.410	40	110	.364	13	17	.765	11	85	96	156	67	0	23	56	3	221	5.1

Norris, Moochie

6-1 • Guard • West Florida

Acquired along with cash considerations from Houston in exchange for Maciej Lampe on Feb. 13, 2006...Waived on July 5, 2006.

YEAR	G	GS	MIN	FG	FGA	PCT	3P	3PA	PCT	FT	FTA	PCT	OFF	DEF	TOT	AST	PF	DO	STL	TO	BLK	PTS	AVG
05-06	16	0	183	20	47	.426	4	9	.444	16	25	.640	3	17	20	21	18	0	6	17	0	60	3.8

Nowell, Jaylen

6-4 • Guard • Washington

Signed as a free agent on November 3, 2024...Waived on November 20, 2024.

YEAR	G	GS	MIN	FG	FGA	PCT	3P	3PA	PCT	FT	FTA	PCT	OFF	DEF	TOT	AST	PF	DO	STL	TO	BLK	PTS	AVG
24-25	8	0	168	26	73	.356	8	27	.296	7	11	.636	6	14	20	18	9	0	1	8	4	67	8.4

Nunnally, James

6-7 • Forward • University of California-Santa Barbara

Signed to a Two-Way contract on April 12, 2020

YEAR	G	GS	MIN	FG	FGA	PCT	3P	3PA	PCT	FT	FTA	PCT	OFF	DEF	TOT	AST	PF	DO	STL	TO	BLK	PTS	AVG
20-21	9	0	48	5	13	.385	4	12	.333	1	2	.500	2	7	9	3	1	0	0	2	0	15	1.7

Okafor, Emeka

6-10 • Forward/Center • Connecticut

Acquired from the Charlotte Bobcats in exchange for Tyson Chandler on July 28, 2009...Traded to Washington along with forward Trevor Ariza for forward Rashard Lewis and the 46th pick in the 2012 NBA Draft on June 20, 2012...Signed a 10-day contract on February 3, 2018...Signed a second 10-day contract on February 14, 2018...Signed to a multi-year contract on February 26, 2018...Waived on September 19, 2018.

YEAR	G	GS	MIN	FG	FGA	PCT	3P	3PA	PCT	FT	FTA	PCT	OFF	DEF	TOT	AST	PF	DO	STL	TO	BLK	PTS	AVG
09-10	82	82	2370	348	656	.530	--	--	--	154	274	.562	251	491	742	55	218	1	54	111	127	850	10.4
10-11	72	72	2287	300	524	.573	0	1	.000	145	258	.562	230	454	684	42	230	4	40	119	127	745	10.3
11-12	27	27	781	114	214	.533	--	--	--	38	74	.514	70	143	213	24	73	0	16	37	26	266	9.9
17-18	26	19	353	48	95	.505	--	--	--	18	22	.818	47	73	120	8	30	0	8	13	25	114	4.4
TOTALS	207	200	5791	810	1489	.544	0	1	.000	355	628	.565	598	1161	1759	129	551	5	118	280	305	1975	9.5

Okafor, Jahliil

6-11 • Center • Duke

Signed as a free agent on August 8, 2018...Signed to contract extension on June 20, 2019...Became a free agent following the 2019-20 season.

YEAR	G	GS	MIN	FG	FGA	PCT	3P	3PA	PCT	FT	FTA	PCT	OFF	DEF	TOT	AST	PF	DO	STL	TO	BLK	PTS	AVG
18-19	59	24	935	212	362	.586	1	5	.200	59	89	.663	82	196	278	40	96	0	15	52	40	484	8.2
19-20	30	9	467	101	162	.623	1	3	.333	40	62	.645	48	79	127	37	67	1	7	38	22	245	8.1
TOTALS	89	33	1402	313	524	.597	2	8	.250	99	151	.656	130	275	405	77	163	1	22	90	62	727	8.2

TEAM HISTORY

Olynyk, Kelly

7-0 • Forward/Center • Gonzaga

Acquired along with Bruce Brown, a 2026 first round pick and a 2031 second round pick from the Toronto Raptors in exchange for Brandon Ingram.

YEAR	G	GS	MIN	FG	FGA	PCT	3P	3PA	PCT	FT	FTA	PCT	OFF	DEF	TOT	AST	PF	DO	STL	TO	BLK	PTS	AVG
24-25	20	20	508	75	150	.500	14	36	.389	49	65	.754	37	80	117	72	64	2	17	41	11	213	10.7

Onuaku, Arinze

6-9 • Forward • Syracuse

Signed as a free agent on August 22, 2013...Waived by the Pelicans on November 12, 2013

YEAR	G	GS	MIN	FG	FGA	PCT	3P	3PA	PCT	FT	FTA	PCT	OFF	DEF	TOT	AST	PF	DO	STL	TO	BLK	PTS	AVG
13-14	3	0	25	1	4	.250	0	0	--	1	2	.500	2	5	7	3	3	0	0	1	0	3	1.0

Pack, Robert

6-2 • Guard • USC

Signed on a 10-day contract on Jan. 10, 2003...Signed to a second 10-day contract on Jan. 20, 2003...Signed for the remainder of the season on Jan. 30, 2003...Became a free agent after 2002-03 season.

YEAR	G	GS	MIN	FG	FGA	PCT	3P	3PA	PCT	FT	FTA	PCT	OFF	DEF	TOT	AST	PF	DO	STL	TO	BLK	PTS	AVG
02-03	28	4	440	52	129	.403	0	5	.000	41	55	.745	11	40	51	81	35	0	25	40	0	145	5.2

Pargo, Jannero

6-1 • Guard • Arkansas

Signed as a free agent on August 9, 2006...Re-signed as a free agent on August 8, 2007...Became a free agent after the 2007-08 season.

YEAR	G	GS	MIN	FG	FGA	PCT	3P	3PA	PCT	FT	FTA	PCT	OFF	DEF	TOT	AST	PF	DO	STL	TO	BLK	PTS	AVG
06-07	82	7	1710	283	692	.409	81	209	.388	104	122	.852	20	160	180	203	121	0	53	122	4	751	9.2
07-08	80	5	1497	254	652	.390	65	186	.349	71	81	.877	26	104	130	192	123	0	50	93	5	644	8.1
TOTALS	162	12	3207	537	1344	.400	146	395	.370	175	203	.862	46	264	310	395	244	0	103	215	9	1395	8.6

Paul, Chris

6-0 • Guard • Wake Forest

Drafted with the fourth overall pick in the first round of the 2005 NBA Draft...Signed an extension on July 9, 2008...Traded to the Los Angeles Clippers with two 2015 second-round picks in exchange for Eric Gordon, Chris Kaman, Al-Farouq Aminu and Minnesota's 2012 unprotected first-round pick on December 14, 2011.

YEAR	G	GS	MIN	FG	FGA	PCT	3P	3PA	PCT	FT	FTA	PCT	OFF	DEF	TOT	AST	PF	DO	STL	TO	BLK	PTS	AVG
05-06	78	78	2808	407	947	.430	50	177	.282	394	465	.847	61	339	400	611	218	0	175	183	6	1258	16.1
06-07	64	64	2353	381	871	.437	50	145	.350	292	357	.818	54	226	280	569	154	0	118	161	3	1104	17.3
07-08	80	80	3006	630	1291	.488	92	249	.369	332	390	.851	62	259	321	925	185	0	217	201	4	1684	21.1
08-09	78	78	3002	631	1255	.503	64	176	.364	455	524	.868	69	363	432	861	212	1	216	231	10	1781	22.8
09-10	45	45	1712	314	637	.493	52	127	.409	161	190	.847	20	171	191	480	118	2	96	112	8	841	18.7
10-11	80	80	2880	430	928	.463	71	183	.388	337	384	.878	38	289	327	782	196	0	188	177	5	1268	15.9
TOTALS	425	425	15761	2793	5929	.471	379	1055	.359	1971	2310	.853	304	1647	1951	4228	1083	3	1010	1065	36	7936	18.7

Pavlovic, Sasha

6-8 • Guard/Forward • Montenegro

Signed to a 10-day contract on February 4, 2011.

YEAR	G	GS	MIN	FG	FGA	PCT	3P	3PA	PCT	FT	FTA	PCT	OFF	DEF	TOT	AST	PF	DO	STL	TO	BLK	PTS	AVG
10-11	4	1	50	2	11	.382	0	5	.000	0	0	--	0	6	6	6	4	0	0	1	4	4	1.0

Payton, Elfrid

6-4 • Guard • Louisiana-Lafayette

Signed as a free agent on July 28, 2018...Became unrestricted free agent at the conclusion of the 2018-19 season...Signed as a free agent on November 20, 2024...Waived on December 3, 2024...Signed to a 10-day contract on March 21, 2025...Signed to a second 10-day contract on April 2, 2025...Signed to a standard NBA contract on April 11, 2025.

YEAR	G	GS	MIN	FG	FGA	PCT	3P	3PA	PCT	FT	FTA	PCT	OFF	DEF	TOT	AST	PF	DO	STL	TO	BLK	PTS	AVG
18-19	42	42	1250	179	412	.434	33	105	.314	55	74	.743	49	171	220	320	81	0	44	112	17	446	10.6
24-25	18	7	388	37	101	.366	1	6	.167	4	7	.571	14	52	66	146	24	0	18	52	8	79	4.4
TOTALS	60	49	1638	216	513	.421	34	111	.306	59	81	.728	63	223	286	466	105	0	62	164	25	525	8.8

Peterson, Morris

6-7 • Forward/Guard • Michigan State

Signed as a free agent on July 23, 2007...Traded to Oklahoma City along with the draft rights to Cole Aldrich in exchange for the draft right to Craig Brackins and Quincy Pondexter on July 8, 2010.

YEAR	G	GS	MIN	FG	FGA	PCT	3P	3PA	PCT	FT	FTA	PCT	OFF	DEF	TOT	AST	PF	DO	STL	TO	BLK	PTS	AVG
07-08	76	76	1796	215	516	.417	113	287	.394	65	85	.765	36	170	206	67	125	0	47	41	7	608	8.0
08-09	43	9	515	73	183	.399	33	85	.388	12	19	.632	13	71	84	16	51	0	15	15	2	191	4.4
09-10	46	39	973	116	301	.385	62	171	.363	33	54	.611	17	109	126	41	81	0	25	27	5	327	7.1
TOTALS	165	124	3284	404	1000	.404	208	543	.383	110	158	.696	66	350	416	124	257	0	87	83	14	1126	6.8

Perkins, Kendrick

6-10 • Center • Clifton J. Ozen HS (TX)

Signed as a free agent on July 28, 2015...Became unrestricted free agent at the conclusion of the 2015-16 season.

YEAR	G	GS	MIN	FG	FGA	PCT	3P	3PA	PCT	FT	FTA	PCT	OFF	DEF	TOT	AST	PF	DO	STL	TO	BLK	PTS	AVG
15-16	37	5	542	40	75	.533	--	--	--	11	25	.440	25	103	128	31	64	0	11	41	11	91	2.5

Pondexter, Quincy

6-7 • Guard/Forward • Washington

Acquired from Oklahoma City with Craig Brackins in exchange for Cole Aldrich and Morris Peterson on June 24, 2010...Traded to Memphis in exchange for Greivis Vasquez on December 24, 2011...

Acquired on January 12, 2015 in a three-team trade that sent Austin Rivers to Boston and Russ Smith to Memphis...Traded to Chicago along with a future second round draft pick and cash considerations in exchange for the rights to Ater Majok on September 1, 2017.

YEAR	G	GS	MIN	FG	FGA	PCT	3P	3PA	PCT	FT	FTA	PCT	OFF	DEF	TOT	AST	PF	DO	STL	TO	BLK	PTS	AVG
10-11	66	6	734	73	180	.406	18	50	.360	24	34	.706	23	65	88	28	63	0	17	16	10	188	2.8
14-15	45	28	1253	140	312	.449	74	171	.433	50	66	.758	33	105	138	66	103	0	14	41	19	404	9.0
TOTALS	111	34	1987	213	492	.433	92	221	.416	74	100	.740	56	170	226	94	166	0	31	57	29	592	5.3
15-16	37	5	542	40	75	.533	--	--	--	11	25	.440	25	103	128	31	64	0	11	41	11	91	2.5

TEAM HISTORY

Posey, James

6-8 • Forward • Xavier

Signed as a free agent on July 18, 2008...Traded to Indiana along with Darren Collison in a four-team trade on Aug. 11, 2010.

YEAR	G	GS	MIN	FG	FGA	PCT	3P	3PA	PCT	FT	FTA	PCT	OFF	DEF	TOT	AST	PF	DO	STL	TO	BLK	PTS	AVG
08-09	75	0	2140	216	524	.412	116	314	.369	120	146	.822	38	524	362	82	216	1	58	79	21	668	8.9
09-10	77	2	1731	126	345	.365	81	242	.335	66	80	.825	52	297	329	117	204	1	42	51	19	399	5.2
TOTALS	152	2	3871	342	869	.394	197	556	.354	186	226	.823	70	621	691	199	420	2	100	130	40	1067	7.0

Quiñones, Lester

6-4 • Guard • Memphis

Signed to a two-way contract on March 2, 2025.

YEAR	G	GS	MIN	FG	FGA	PCT	3P	3PA	PCT	FT	FTA	PCT	OFF	DEF	TOT	AST	PF	DO	STL	TO	BLK	PTS	AVG
24-25	9	0	166	27	70	.386	13	41	.317	10	12	.833	1	14	15	23	18	0	3	10	2	77	8.6

Randle, Julius

6-9 • Forward • Kentucky

Signed as a free agent on July 8, 2018...Became an unrestricted free agent at the conclusion of the 2018-19 season.

YEAR	G	GS	MIN	FG	FGA	PCT	3P	3PA	PCT	FT	FTA	PCT	OFF	DEF	TOT	AST	PF	DO	STL	TO	BLK	PTS	AVG
18-19	73	49	2232	571	1089	.524	67	195	.344	356	487	.731	162	472	634	229	246	3	52	208	45	1564	21.4

Redick, JJ

6-4 • Guard • Duke

Signed as a free agent on July 15, 2019...Traded to Dallas with Nicoló Melli in exchange for James Johnson, Wes Iwundu, and a 2021 second-round draft pick.

YEAR	G	GS	MIN	FG	FGA	PCT	3P	3PA	PCT	FT	FTA	PCT	OFF	DEF	TOT	AST	PF	DO	STL	TO	BLK	PTS	AVG
19-20	60	36	1581	286	631	.453	180	397	.453	165	185	.892	10	141	151	119	96	0	20	75	40	917	15.3
20-21	31	0	576	87	214	.407	51	140	.364	45	47	.957	3	49	52	40	37	1	9	25	2	270	8.7
TOTALS	91	36	2157	373	845	.411	231	537	.430	210	232	.905	13	190	203	159	133	1	29	100	42	1187	13.0

Reeves, Antonio

6-5 • Guard • Kentucky

Draft rights acquired via trade with the Orlando Magic in exchange for a 2030 second round pick and a 2031 second round pick on June 27, 2024...Signed multi-year contract on July 22, 2024.

YEAR	G	GS	MIN	FG	FGA	PCT	3P	3PA	PCT	FT	FTA	PCT	OFF	DEF	TOT	AST	PF	DO	STL	TO	BLK	PTS	AVG
24-25	44	6	660	113	248	.456	51	129	.395	28	35	.800	18	45	63	39	40	0	21	30	4	305	6.9

Richardson, Josh

6-5 • Guard • Tennessee

Acquired from the San Antonio Spurs on February 9, 2023 in exchange for Devonte' Graham, and four future 2nd-round draft picks...Became a free agent at the conclusion of the 2022-23 season.

YEAR	G	GS	MIN	FG	FGA	PCT	3P	3PA	PCT	FT	FTA	PCT	OFF	DEF	TOT	AST	PF	DO	STL	TO	BLK	PTS	AVG
22-23	23	4	533	62	148	.419	33	86	.384	16	21	.762	11	45	56	37	47	1	29	23	9	173	7.5

Rivers, Austin

6-4 • Guard • Duke

Selected in the first round of the 2012 NBA Draft (10th overall pick) on June 28, 2012...Traded to Boston on January 12, 2015 in a three-team deal that sent Quincy Pondexter to New Orleans and Russ Westbrook to Memphis.

YEAR	G	GS	MIN	FG	FGA	PCT	3P	3PA	PCT	FT	FTA	PCT	OFF	DEF	TOT	AST	PF	DO	STL	TO	BLK	PTS	AVG
12-13	61	26	1418	145	390	.372	28	86	.326	59	108	.546	16	93	109	127	122	0	26	74	9	377	6.2
13-14	69	4	1339	192	474	.405	36	99	.364	110	173	.636	26	103	129	160	134	0	45	77	9	530	7.7
14-15	35	3	772	86	222	.387	14	50	.280	53	71	.746	12	56	68	87	65	0	18	30	7	239	6.8
TOTALS	165	33	3529	423	1086	.390	78	235	.332	222	352	.631	54	252	306	374	321	0	89	181	25	1146	6.9

Roberts, Brian

6-1 • Guard • Dayton

Signed as a free agent on August 16, 2012...Became a free agent after the 2013-14 season.

YEAR	G	GS	MIN	FG	FGA	PCT	3P	3PA	PCT	FT	FTA	PCT	OFF	DEF	TOT	AST	PF	DO	STL	TO	BLK	PTS	AVG
12-13	78	5	1524	213	511	.417	59	153	.386	70	77	.909	17	80	97	219	108	0	37	71	3	555	7.1
13-14	72	42	1667	244	581	.420	64	178	.360	125	133	.940	17	119	136	234	132	2	43	95	7	677	9.4
TOTALS	150	47	2991	457	1092	.418	123	331	.372	195	210	.929	34	199	233	453	240	2	80	166	10	1232	8.2

Robinson, Nate

5-9 • Guard • Washington

Signed on Oct. 16, 2015...Waived on October 29, 2015.

YEAR	G	GS	MIN	FG	FGA	PCT	3P	3PA	PCT	FT	FTA	PCT	OFF	DEF	TOT	AST	PF	DO	STL	TO	BLK	PTS	AVG
15-16	2	1	23	0	1	.000	0	1	.000	--	--	--	0	0	0	4	5	0	1	0	0	0	0.0

Robinson-Earl, Jeremiah

6-9 • Forward-Center • Villanova

Signed to a two-way contract on November 3, 2023...Converted from a two-way contract to standard contract on Feb. 16, 2024.

YEAR	G	GS	MIN	FG	FGA	PCT	3P	3PA	PCT	FT	FTA	PCT	OFF	DEF	TOT	AST	PF	DO	STL	TO	BLK	PTS	AVG
23-24	39	1	334	45	95	.474	13	39	.333	12	16	.750	23	53	76	21	24	0	10	16	4	115	2.9
24-25	66	9	1239	158	347	.455	56	164	.341	46	55	.836	110	205	315	88	79	0	39	51	7	418	6.3
TOTALS	105	10	1573	203	442	.459	69	203	.340	58	71	.817	133	258	391	109	103	0	49	67	11	533	5.1

Rogers, Rodney

6-7 • Forward • Wake Forest

Signed as a free agent on Aug. 3, 2004...Traded to Philadelphia along with Jamal Mashburn in exchange for Glenn Robinson on Feb. 24, 2005.

YEAR	G	GS	MIN	FG	FGA	PCT	3P	3PA	PCT	FT	FTA	PCT	OFF	DEF	TOT	AST	PF	DO	STL	TO	BLK	PTS	AVG
04-05	30	26	882	109	289	.377	25	92	.272	32	42	.762	28	114	142	60	103	1	19	66	12	275	9.2

Rondo, Rajon

6-1 • Guard • Kentucky

Signed as a free agent July 20, 2017...Became an unrestricted free agent at the conclusion of the 2017-18 season.

YEAR	G	GS	MIN	FG	FGA	PCT	3P	3PA	PCT	FT	FTA	PCT	OFF	DEF	TOT	AST	PF	DO	STL	TO	BLK	PTS	AVG
17-18	65	63	1705	231	494	.468	50	150	.333	25	46	.543	31	232	263	533	119	0	70	151	10	557	8.3

TEAM HISTORY

Rooks, Sean

6-10 • Center • Arizona

Signed as a free agent on July 21, 2003...Traded to Orlando in exchange for Shammond Williams on Feb. 19, 2004.

YEAR	G	GS	MIN	FG	FGA	PCT	3P	3PA	PCT	FT	FTA	PCT	OFF	DEF	TOT	AST	PF	DO	STL	TO	BLK	PTS	AVG
05-04	35	0	325	34	94	.362	0	0	.000	12	15	.800	10	40	50	11	48	0	9	15	5	80	2.3

Ryan, Matt

6-6 • Forward • Chattanooga

Claimed off waivers from the Minnesota Timberwolves on Oct. 22, 2023...Converted from a two-way contract to standard contract on April 13, 2024.

YEAR	G	GS	MIN	FG	FGA	PCT	3P	3PA	PCT	FT	FTA	PCT	OFF	DEF	TOT	AST	PF	DO	STL	TO	BLK	PTS	AVG
23-24	28	1	390	49	113	.434	41	91	.451	13	14	.929	6	34	40	18	32	0	6	19	1	152	5.4

Salmons, John

6-7 • Guard/Forward • Miami

Signed as a free agent on August 26, 2014...Traded to Phoenix in a three-team deal that sent Norris Cole, Justin Hamilton, and Shawne Williams to New Orleans from Miami.

YEAR	G	GS	MIN	FG	FGA	PCT	3P	3PA	PCT	FT	FTA	PCT	OFF	DEF	TOT	AST	PF	DO	STL	TO	BLK	PTS	AVG
14-15	21	0	270	16	48	.333	8	26	.308	2	4	.500	4	17	21	13	25	0	9	5	4	42	2.0

Seabron, Dereon

6-7 • Guard • NC State

Signed to a two-way contract on Sept. 9, 2022...Waived on April 6, 2023...Signed a two-way contract on April 9, 2023.

YEAR	G	GS	MIN	FG	FGA	PCT	3P	3PA	PCT	FT	FTA	PCT	OFF	DEF	TOT	AST	PF	DO	STL	TO	BLK	PTS	AVG
22-23	5	0	12	2	5	.400	0	0	--	0	0	--	1	0	1	0	1	0	0	0	0	4	0.8
23-24	6	0	55	4	13	.308	1	2	.500	5	6	.833	1	6	7	5	4	0	2	0	1	14	2.3
TOTALS	11	0	67	6	18	.333	1	2	.500	5	6	.833	2	6	8	5	5	0	2	0	1	18	1.6

Satoranský, Tomáš

6-7 • Guard • Czech Republic

Acquired from Chicago along with Garrett Temple, a 2024 second round pick, and cash considerations in exchange for guard Lonzo Ball on August 8, 2021...Traded to Portland along with Nickel Alexander-Walker, Josh Hart, Didi Louzada, a protected 2022 first round draft pick, and two future second round draft picks in exchange for CJ McCollum, Larry Nance Jr. and Tony Snell on February 8, 2022.

YEAR	G	GS	MIN	FG	FGA	PCT	3P	3PA	PCT	FT	FTA	PCT	OFF	DEF	TOT	AST	PF	DO	STL	TO	BLK	PTS	AVG
21-22	32	3	481	32	107	.299	5	31	.161	19	25	.760	18	46	64	76	33	0	14	23	1	88	2.8

Selden, Jr., Wayne

6-5 • Guard • Kansas

Signed a 10-day contract on March 8, 2017.

YEAR	G	GS	MIN	FG	FGA	PCT	3P	3PA	PCT	FT	FTA	PCT	OFF	DEF	TOT	AST	PF	DO	STL	TO	BLK	PTS	AVG
16-17	3	3	47	5	8	.625	4	7	.571	2	4	.500	0	5	5	1	6	0	2	3	1	16	5.3

Simmons, Cedric

6-9 • Forward • North Carolina State

Selected with the 15th overall pick of the 2006 NBA Draft...Traded to the Cleveland Cavaliers in exchange for David Wesley on September 29, 2007.

YEAR	G	GS	MIN	FG	FGA	PCT	3P	3PA	PCT	FT	FTA	PCT	OFF	DEF	TOT	AST	PF	DO	STL	TO	BLK	PTS	AVG
06-07	43	4	534	55	132	.417	0	0	--	16	33	.485	44	63	107	12	75	0	8	22	23	126	2.9

Sims, Henry

6-10 • Center • Georgetown

Signed to a 10-day contract on March 3, 2013.

YEAR	G	GS	MIN	FG	FGA	PCT	3P	3PA	PCT	FT	FTA	PCT	OFF	DEF	TOT	AST	PF	DO	STL	TO	BLK	PTS	AVG
12-13	2	0	5	2	3	.667	0	0	--	0	0	--	2	0	2	0	1	0	0	1	0	4	2.0

Sloan, Donald

6-3 • Guard • Texas A&M

Signed to a 10-day contract on February 8, 2012...Signed to a 10-day contract on January 7, 2013.

YEAR	G	GS	MIN	FG	FGA	PCT	3P	3PA	PCT	FT	FTA	PCT	OFF	DEF	TOT	AST	PF	DO	STL	TO	BLK	PTS	AVG
11-12	3	0	41	5	14	.357	0	2	.000	2	4	.500	2	1	3	8	2	0	2	5	0	12	4.0
12-13	3	0	6	0	0	--	0	0	--	0	0	--	0	0	0	1	0	0	0	1	0	0	0.0
TOTALS	6	0	47	5	14	.357	0	2	.000	2	4	.500	2	1	3	9	2	0	2	6	0	12	2.0

Smith, Ish

6-0 • Guard • Wake Forest

Signed on Oct. 26, 2015...Traded to Philadelphia for two second-round draft picks on December 24, 2015.

YEAR	G	GS	MIN	FG	FGA	PCT	3P	3PA	PCT	FT	FTA	PCT	OFF	DEF	TOT	AST	PF	DO	STL	TO	BLK	PTS	AVG
15-16	27	3	617	98	228	.430	10	33	.303	33	43	.767	14	78	92	154	38	0	24	45	6	239	8.9

Smith, J.R.

6-6 • Guard • St. Benedict's Prep (NJ)

Selected by the Hornets with the 18th overall pick in the first round of the 2004 NBA Draft on June 24, 2004...Traded to the Chicago Bulls along with PJ Brown in exchange for center Tyson Chandler on July 14, 2006.

YEAR	G	GS	MIN	FG	FGA	PCT	3P	3PA	PCT	FT	FTA	PCT	OFF	DEF	TOT	AST	PF	DO	STL	TO	BLK	PTS	AVG
04-05	76	56	1859	295	748	.394	81	281	.288	111	161	.689	39	115	152	142	135	0	55	109	11	782	10.3
05-06	55	25	989	144	366	.393	52	140	.371	83	101	.822	19	91	110	58	90	0	37	54	4	423	7.7
TOTALS	131	81	2848	439	1114	.394	133	421	.316	194	262	.740	58	204	262	200	225	0	92	163	15	1205	9.2

TEAM HISTORY

Smith, Jason

7-0 • Forward • Colorado State

Acquired from Philadelphia with Willie Green in exchange for Craig Brackins and Darius Songalia on September 23, 2010...Became a free agent after the 2010-11 season...Signed as a free agent on December 17, 2011...Became a free agent after the 2013-14 season...Acquired from Milwaukee along with Stanley Johnson and four second round draft picks in exchange for Nikola Mirovic on February 7, 2019...Waived on March 20, 2019.

YEAR	G	GS	MIN	FG	FGA	PCT	3P	3PA	PCT	FT	FTA	PCT	OFF	DEF	TOT	AST	PF	DO	STL	TO	BLK	PTS	AVG
10-11	77	6	1102	136	307	.445	0	2	.000	59	70	.845	89	152	241	36	150	0	26	53	32	331	4.3
11-12	40	29	947	181	348	.520	1	9	.111	33	47	.702	72	124	196	34	102	1	21	40	41	396	9.9
12-13	51	0	876	167	341	.490	0	4	.000	86	102	.845	64	122	186	34	123	0	15	55	45	420	8.2
13-14	31	27	830	131	282	.465	0	0	--	39	50	.780	51	130	181	29	100	3	11	28	29	301	9.7
18-19	2	0	20	2	9	.222	2	7	.286	2	2	1.000	2	2	4	1	3	0	0	1	0	8	4.0
TOTALS	201	62	3775	617	1287	.479	3	22	.136	219	271	.808	278	530	808	134	478	4	73	177	147	1456	7.2

Smith, Josh

6-9 • Forward • Oak Hill Academy (VA)

Signed as a free agent October 28, 2017...Waived November 10, 2017.

YEAR	G	GS	MIN	FG	FGA	PCT	3P	3PA	PCT	FT	FTA	PCT	OFF	DEF	TOT	AST	PF	DO	STL	TO	BLK	PTS	AVG
17-18	3	0	12	1	4	.250	--	--	--	--	--	--	3	1	4	0	3	0	0	0	0	2	0.7

Smith, Russ

6-0 • Guard • Louisville

Acquired on draft night from Philadelphia in exchange for the rights to Pierre Jackson...Traded to Memphis in three-team deal in exchange for Quincy Pondexter, with Austin Rivers being traded to Boston January 12, 2015.

YEAR	G	GS	MIN	FG	FGA	PCT	3P	3PA	PCT	FT	FTA	PCT	OFF	DEF	TOT	AST	PF	DO	STL	TO	BLK	PTS	AVG
14-15	6	0	29	2	10	.200	1	6	.167	--	--	--	0	3	3	2	6	0	0	7	0	5	0.8

Smith, Steve

6-8 • Guard • Michigan State

Signed as a free agent on Oct. 29, 2003...Became a free agent after 2003-04 season.

YEAR	G	GS	MIN	FG	FGA	PCT	3P	3PA	PCT	FT	FTA	PCT	OFF	DEF	TOT	AST	PF	DO	STL	TO	BLK	PTS	AVG
03-04	71	4	929	119	293	.406	43	107	.402	77	83	.928	27	54	81	56	91	0	15	42	6	358	5.0

Snell, Tony

6-6 • Guard • New Mexico

Acquired in a trade from Portland along with CJ McCollum and Larry Nance Jr. in exchange for Nickell Alexander-Walker, Josh Hart, Didi Louzada, Tomáš Satoransky, a protected 2022 first round draft pick, and two future second round draft picks.

YEAR	G	GS	MIN	FG	FGA	PCT	3P	3PA	PCT	FT	FTA	PCT	OFF	DEF	TOT	AST	PF	DO	STL	TO	BLK	PTS	AVG
21-22	15	2	277	33	74	.446	21	53	.396	1	1	1.000	5	26	31	8	26	0	8	8	2	88	5.9

Snyder, Kirk

6-6 • Guard • Nevada

Acquired from Miami along with Rasual Butler (from Miami) in exchange for draft rights to Roberto Duenas in a five-team, 13-player deal that also sent Antoine Walker (from Boston) and Jason Williams, James Posey and Andre Emmitt (from Memphis) to Miami, Eddie Jones (from Miami) and Raul Lopez (from Utah) to Memphis, Greg Ostertag (from Memphis) to Utah, and Curtis Borchardt (from Utah) and Dnyell Woods, the draft rights to Albert Miralles, two second round picks and cash considerations (from Miami) to Boston on Aug. 2, 2005...Traded to the Houston Rockets in exchange for cash considerations and a conditional 2008 second round pick (the Hornets to receive the higher second round pick between the two teams in the 2008 NBA Draft).

YEAR	G	GS	MIN	FG	FGA	PCT	3P	3PA	PCT	FT	FTA	PCT	OFF	DEF	TOT	AST	PF	DO	STL	TO	BLK	PTS	AVG
05-06	68	45	1310	205	453	.453	46	129	.357	86	117	.735	55	106	161	102	106	1	29	70	23	542	8.0

Songalia, Darius

6-9 • Forward • Wake Forest

Acquired on Sept. 9, 2009 from Minnesota with Bobby Brown in exchange for Antonio Daniels and the Hornets' 2014 second-round draft pick...Traded to Philadelphia along with Craig Brackins in exchange for Willie Green and Jason Smith.

YEAR	G	GS	MIN	FG	FGA	PCT	3P	3PA	PCT	FT	FTA	PCT	OFF	DEF	TOT	AST	PF	DO	STL	TO	BLK	PTS	AVG
09-10	75	1	1410	241	488	.494	1	6	.167	60	74	.811	59	173	232	70	206	1	62	81	14	543	7.2

Southerland, James

6-8 • Forward • Syracuse

Signed as a free agent on April 10, 2014.

YEAR	G	GS	MIN	FG	FGA	PCT	3P	3PA	PCT	FT	FTA	PCT	OFF	DEF	TOT	AST	PF	DO	STL	TO	BLK	PTS	AVG
13-14	3	0	27	5	12	.417	3	5	.600	1	2	.500	0	8	8	0	3	0	1	1	2	14	4.7

Stephenson, Lance

6-5 • Forward/Guard • Cincinnati

Signed as a free agent on September 14, 2016...Waived on November 7, 2016.

YEAR	G	GS	MIN	FG	FGA	PCT	3P	3PA	PCT	FT	FTA	PCT	OFF	DEF	TOT	AST	PF	DO	STL	TO	BLK	PTS	AVG
16-17	6	0	162	26	55	.473	1	10	.100	5	8	.625	3	15	18	29	18	0	0	4	2	43	9.7

Stojakovic, Peja

6-10 • Forward/Guard • Serbia

Acquired along with cash considerations from Indiana in exchange for the draft rights to Andrew Betts on July 12, 2006...Traded by New Orleans to Toronto with Jerryd Bayless in exchange for David Anderson, Marcus Banks and Jarrett Jack on November 20, 2010.

YEAR	G	GS	MIN	FG	FGA	PCT	3P	3PA	PCT	FT	FTA	PCT	OFF	DEF	TOT	AST	PF	DO	STL	TO	BLK	PTS	AVG
06-07	13	13	425	83	196	.423	34	84	.405	31	39	.816	11	43	54	11	29	0	8	19	4	231	17.8
07-08	77	77	2711	451	1026	.440	231	524	.441	130	140	.929	64	267	331	96	127	0	57	61	10	1263	16.4
08-09	61	59	2089	287	719	.399	145	384	.378	93	104	.894	44	220	264	75	101	1	52	51	3	812	13.3
09-10	62	55	1947	278	688	.404	132	352	.375	96	107	.897	39	188	227	92	83	0	48	56	5	784	12.6
10-11	6	0	89	14	33	.424	11	25	.440	6	7	.857	0	6	6	6	2	0	2	4	0	45	7.5
TOTALS	219	204	7261	1113	2662	.418	553	1369	.404	356	396	.899	158	724	882	280	342	1	167	191	22	3135	14.3

Stiemsma, Greg

6-11 • Center • Wisconsin

Signed as a free agent on July 10, 2013...Waived on April 13, 2014.

YEAR	G	GS	MIN	FG	FGA	PCT	3P	3PA	PCT	FT	FTA	PCT	OFF	DEF	TOT	AST	PF	DO	STL	TO	BLK	PTS	AVG
13-14	55	20	1007	70	122	.574	0	1	.000	19	32	.594	72	154	226	36	169	3	35	44	57	159	2.9

Summers, DaJuan

6-8 • Forward • Georgetown

Signed as a free agent on December 9, 2011...Waived on February 7, 2012.

YEAR	G	GS	MIN	FG	FGA	PCT	3P	3PA	PCT	FT	FTA	PCT	OFF	DEF	TOT	AST	PF	DO	STL	TO	BLK	PTS	AVG
11-12	15	6	209	28	65	.431	5	16	.313	7	9	.778	8	15	23	10	31	1	7	8	0	68	4.5

TEAM HISTORY

Temple, Garrett

6-5 • Guard/Forward • Louisiana State

Acquired from Chicago along with Tomáš Satoranský, a 2024 second round pick, and cash considerations in exchange for guard Lonzo Ball on August 8, 2021. Waived on July 3, 2023.

YEAR	G	GS	MIN	FG	FGA	PCT	3P	3PA	PCT	FT	FTA	PCT	OFF	DEF	TOT	AST	PF	DO	STL	TO	BLK	PTS	AVG
21-22	59	16	1098	111	295	.376	59	185	.319	28	41	.683	29	114	143	74	81	0	43	42	23	309	5.2
22-23	25	0	162	18	45	.400	11	26	.423	3	4	.750	5	12	17	13	4	0	9	4	2	50	2.0
TOTALS	84	16	1260	129	340	.379	70	386	.332	31	45	.689	34	126	160	87	96	0	52	46	25	359	4.3

Theis, Daniel

6-8 • Center • Germany

Signed as a free agent on July 9, 2024...Traded to Oklahoma City along with a 2031 second round pick in exchange for cash considerations on February 5, 2025.

YEAR	G	GS	MIN	FG	FGA	PCT	3P	3PA	PCT	FT	FTA	PCT	OFF	DEF	TOT	AST	PF	DO	STL	TO	BLK	PTS	AVG
24-25	38	9	621	61	129	.473	9	37	.243	31	37	.838	44	120	164	60	70	0	18	25	20	162	4.3

Thomas, Isaiah

5-9 • Guard • Washington

Signed to a 10-day contract on April 3, 2020

YEAR	G	GS	MIN	FG	FGA	PCT	3P	3PA	PCT	FT	FTA	PCT	OFF	DEF	TOT	AST	PF	DO	STL	TO	BLK	PTS	AVG
20-21	5	0	48	9	27	.333	3	12	.250	2	2	1.000	1	3	4	5	3	0	1	6	0	23	7.7

Thomas, Lance

6-8 • Forward • Duke

Signed as a free agent on December 9, 2011...Waived on December 31, 2011...Signed as a free agent on February 6, 2012...Waived on November 12, 2013.

YEAR	G	GS	MIN	FG	FGA	PCT	3P	3PA	PCT	FT	FTA	PCT	OFF	DEF	TOT	AST	PF	DO	STL	TO	BLK	PTS	AVG
11-12	42	10	629	57	126	.452	0	1	.000	52	62	.839	49	77	126	12	78	0	10	24	7	166	4.0
12-13	59	9	646	53	106	.500	0	0	--	43	59	.729	44	71	115	17	78	0	11	14	7	149	2.5
13-14	5	0	42	2	9	.222	0	0	--	2	4	.500	2	5	7	3	4	0	2	0	2	6	1.2
TOTALS	106	19	1318	112	241	.465	0	1	--	97	125	.776	95	153	248	32	160	0	21	40	14	321	3.0

Thompson, Hollis

6-8 • Guard • Georgetown

Signed a 10-day contract on February 23, 2017...Signed a second 10-day contract on March 5, 2017.

YEAR	G	GS	MIN	FG	FGA	PCT	3P	3PA	PCT	FT	FTA	PCT	OFF	DEF	TOT	AST	PF	DO	STL	TO	BLK	PTS	AVG
16-17	9	8	191	11	41	.268	6	24	.250	6	9	.667	4	24	28	9	14	0	6	2	0	34	3.8

Thornton, Marcus

6-4 • Guard • Louisiana State

Acquired from Miami, after being selected in the second round (43rd overall) in the 2009 NBA Draft, in exchange for the Hornets' second round picks in 2010 and 2012...Traded by the Hornets with cash to Sacramento for Carl Landry on February 23, 2011.

YEAR	G	GS	MIN	FG	FGA	PCT	3P	3PA	PCT	FT	FTA	PCT	OFF	DEF	TOT	AST	PF	DO	STL	TO	BLK	PTS	AVG
10-11	73	17	1872	398	883	.451	117	313	.374	144	177	.814	72	139	211	114	127	0	58	76	11	1057	14.5
11-12	46	0	745	137	334	.410	35	93	.376	50	66	.758	25	106	131	43	50	0	19	37	4	359	7.8
TOTALS	119	17	2617	535	1217	.440	152	406	.374	194	243	.798	97	245	342	157	177	0	77	113	15	1416	11.9

Thornwell, Sindarius

6-5 • Guard • South Carolina

Signed as a free agent on July 6, 2020.

YEAR	G	GS	MIN	FG	FGA	PCT	3P	3PA	PCT	FT	FTA	PCT	OFF	DEF	TOT	AST	PF	DO	STL	TO	BLK	PTS	AVG
19-20	2	0	35	6	11	.545	2	4	.500	2	4	.500	0	4	4	4	2	0	1	2	1	16	8.0
20-21	14	1	73	7	21	.333	3	9	.333	0	2	.000	1	4	5	4	3	0	5	4	1	17	1.2
TOTALS	16	1	108	13	32	.406	5	13	.385	2	6	.333	1	8	9	8	5	0	6	6	2	33	2.1

Toupane, Axel

6-7 • Forward • France

Signed to a multi-year contract on April 10, 2017...Waived on July 25, 2017.

YEAR	G	GS	MIN	FG	FGA	PCT	3P	3PA	PCT	FT	FTA	PCT	OFF	DEF	TOT	AST	PF	DO	STL	TO	BLK	PTS	AVG
16-17	2	0	41	5	8	.625	1	3	.333	0	0	---	0	1	1	0	5	0	1	0	1	11	3.8

Traylor, Robert

6-8 • Forward/Center • Michigan

Acquired along with Jerome Moiso and George Lynch from Philadelphia and Chris Porter from Golden State in a three-team trade which sent Derrick Coleman (from Charlotte), Corie Blount and Vontego Cummings (from Golden State) to Philadelphia and Cedric Henderson (from Philadelphia) and a conditional first round draft pick from Philadelphia to Golden State on Oct. 25, 2001... Became a free agent after 2003-04 season.

YEAR	G	GS	MIN	FG	FGA	PCT	3P	3PA	PCT	FT	FTA	PCT	OFF	DEF	TOT	AST	PF	DO	STL	TO	BLK	PTS	AVG
02-03	69	0	851	105	237	.443	1	3	.333	57	88	.648	108	154	262	50	153	1	45	53	37	268	3.9
03-04	71	0	942	145	287	.505	2	5	.400	70	128	.547	106	156	262	43	161	3	39	62	37	362	5.1
TOTALS	140	0	1793	250	524	.477	3	8	.375	127	216	.588	214	310	524	93	314	4	84	115	74	630	4.5

Valanciunas, Jonas

7-0 • Center • Lithuania

Acquired from Memphis along with the draft rights to 2021 first round pick Trey Murphy III (17th overall) and 2021 second round pick Brandon Boston (51st overall) in exchange for Steven Adams, Eric Bledsoe, the draft rights to 2021 first round pick Ziaire Williams (10th overall) and 2021 second round pick Jared Butler (40th overall), and a protected 2022 first round pick...Became a free agent after the 2023-24 season.

YEAR	G	GS	MIN	FG	FGA	PCT	3P	3PA	PCT	FT	FTA	PCT	OFF	DEF	TOT	AST	PF	DO	STL	TO	BLK	PTS	AVG
21-22	74	74	2240	510	938	.544	57	158	.361	237	289	.820	226	617	843	190	247	4	41	179	60	1314	17.8
22-23	79	79	1968	446	816	.547	38	109	.349	185	224	.826	225	579	804	140	245	1	20	159	52	1115	14.1
23-24	82	82	1925	402	719	.559	37	120	.308	161	205	.785	186	555	721	173	218	4	32	111	68	1002	12.2
TOTALS	235	235	6133	1358	2473	.549	132	387	.341	583	718	.812	637	1731	2368	503	710	9	93	449	180	3431	14.6

Vasquez, Greivis

6-6 • Guard • Maryland

Acquired from Memphis in exchange for forward Quincy Pondexter on December 24, 2011...Traded to Sacramento as part of a three team trade that also sent a 2016 second round pick, a future second round pick and cash considerations (from Portland) to Sacramento, Robin Lopez and Terrel Harris (from New Orleans) to Portland, in exchange for Tyrece Evans (from Sacramento) and Jeff Withey (from Portland).

YEAR	G	GS	MIN	FG	FGA	PCT	3P	3PA	PCT	FT	FTA	PCT	OFF	DEF	TOT	AST	PF	DO	STL	TO	BLK	PTS	AVG
11-12	66	26	1706	225	523	.430	43	135	.319	96	117	.821	23	150	173	359	126	1	60	148	8	589	8.9
12-13	78	78	2685	438	1012	.433	83	243	.342	124	154	.805	43	294	337	704	190	0	66	247	6	1083	13.9
TOTALS	144	104	4391	663	1535	.432	126	378	.333	220	271	.812	66	444	510	1063	316	1	126	395	14	1672	11.6

TEAM HISTORY

Vinicius, Marcus

6-8 • Forward • Brazil

Selected with the 43rd overall pick in the second round of the 2006 NBA Draft...Traded to Memphis February 21, 2008.

YEAR	G	GS	MIN	FG	FGA	PCT	3P	3PA	PCT	FT	FTA	PCT	OFF	DEF	TOT	AST	PF	DO	STL	TO	BLK	PTS	AVG
06-07	13	0	103	7	15	.467	3	7	.429	5	7	.714	2	9	11	5	10	0	2	6	1	22	1.7
07-08	13	0	69	9	20	.450	5	12	.417	5	11	.455	1	7	8	2	4	0	1	3	1	28	2.2
TOTALS	26	0	172	16	35	.457	8	19	.421	10	18	.556	3	16	19	7	14	0	3	9	2	50	1.9

Vroman, Jackson

6-10 • Forward • Iowa State

Acquired from Phoenix along with Casey Jacobsen and Maciej Lampe in exchange for Jim Jackson and a 2005 second round draft pick on Jan. 21, 2005...Waived on Mar. 31, 2006.

YEAR	G	GS	MIN	FG	FGA	PCT	3P	3PA	PCT	FT	FTA	PCT	OFF	DEF	TOT	AST	PF	DO	STL	TO	BLK	PTS	AVG
04-05	36	17	648	76	183	.415	0	3	.000	44	68	.647	59	103	162	33	94	3	22	57	17	196	5.4
05-06	41	2	406	26	66	.394	0	0	--	21	44	.477	33	53	86	11	78	2	12	21	11	73	1.8
TOTALS	77	19	1054	102	249	.410	0	3	.000	65	112	.580	92	156	248	44	172	5	34	78	28	269	3.5

Wallace, Tyrone

6-5 • Guard • California

Signed to a 10-day contract on March 11, 2022...Signed to a second 10-day contract on March 21, 2022.

YEAR	G	GS	MIN	FG	FGA	PCT	3P	3PA	PCT	FT	FTA	PCT	OFF	DEF	TOT	AST	PF	DO	STL	TO	BLK	PTS	AVG
21-22	6	0	75	7	20	.350	2	8	.250	1	5	.200	0	8	8	1	7	0	3	2	1	17	2.8

Warrick, Hakim

6-9 • Forward • Syracuse

Acquired from Phoenix along with Robin Lopez and cash considerations in a three-team trade that sent Jerome Dyson, Brad Miller, Wesley Johnson and a first round pick to Phoenix, and two second round picks to Minnesota on July 27, 2012...Traded to Charlotte in exchange for Matt Carroll on November 13, 2012.

YEAR	G	GS	MIN	FG	FGA	PCT	3P	3PA	PCT	FT	FTA	PCT	OFF	DEF	TOT	AST	PF	DO	STL	TO	BLK	PTS	AVG
12-13	1	0	7	1	2	.500	0	0	--	2	2	1.000	0	0	0	0	0	0	1	0	0	4	4.0

Watkins, Darryl

6-11 • Center • Syracuse

Signed as a free agent on April 18, 2012...Traded to Philadelphia along with Dorrell Wright (from Golden State) as part of a three-team trade that sent Jarrett Jack (from New Orleans) to Golden State in exchange for the rights to Edin Bacvic (from Philadelphia).

YEAR	G	GS	MIN	FG	FGA	PCT	3P	3PA	PCT	FT	FTA	PCT	OFF	DEF	TOT	AST	PF	DO	STL	TO	BLK	PTS	AVG
11-12	5	0	98	7	14	.500	0	0	--	9	18	.500	8	19	27	3	14	0	5	8	4	23	4.6

Wells, Bonzi

6-5 • Guard/Forward • Ball State

Acquired along with Mike James and cash considerations (from Houston) in a three-team trade that sent Bobby Jackson, Adam Haluska, a 2008 second round draft pick (from New Orleans) and the rights to Sergei Lishouk (from Memphis) to Houston, and forward Marcus Vinicius (from New Orleans), the rights to Malick Badiane and cash considerations (from Houston) to Memphis on Feb. 21, 2008. Became a free agent after the 2007-08 season.

YEAR	G	GS	MIN	FG	FGA	PCT	3P	3PA	PCT	FT	FTA	PCT	OFF	DEF	TOT	AST	PF	DO	STL	TO	BLK	PTS	AVG
07-08	22	0	438	77	157	.490	4	12	.333	35	53	.660	21	50	71	17	44	0	24	27	8	193	8.8

Wesley, David

6-1 • Guard • Baylor

Signed as a free agent on July 1, 1997...Traded to Houston in exchange for Jim Jackson and Boštjan Nachbar on Dec. 27, 2004.

YEAR	G	GS	MIN	FG	FGA	PCT	3P	3PA	PCT	FT	FTA	PCT	OFF	DEF	TOT	AST	PF	DO	STL	TO	BLK	PTS	AVG
02-03	73	73	2710	449	1037	.433	134	316	.424	185	237	.781	38	137	175	251	173	0	109	132	9	1217	16.7
03-04	61	60	2001	311	800	.389	92	285	.323	137	182	.753	28	106	134	175	147	1	71	100	14	851	14.0
04-05	26	26	934	133	342	.389	28	80	.350	67	76	.882	12	73	85	109	65	0	35	54	1	361	13.9
TOTALS	160	159	5645	893	2179	.410	254	681	.373	389	495	.786	78	316	394	535	385	1	215	286	24	2429	15.2

West, David

6-9 • Forward • Xavier

Selected in the first round (18th overall) of the 2003 NBA Draft...Signed a contract extension on October 30, 2006...Became a free agent after the 2010-2011 season.

YEAR	G	GS	MIN	FG	FGA	PCT	3P	3PA	PCT	FT	FTA	PCT	OFF	DEF	TOT	AST	PF	DO	STL	TO	BLK	PTS	AVG
03-04	71	1	930	108	228	.474	0	2	.000	57	80	.713	117	180	297	60	117	0	27	48	28	273	3.8
04-05	30	8	552	75	172	.436	2	5	.400	34	50	.680	40	89	129	23	62	0	12	37	16	186	6.2
05-06	74	74	2526	530	1036	.512	3	11	.273	199	236	.843	168	380	548	92	214	1	61	105	64	1262	17.1
06-07	52	52	1900	377	792	.476	8	25	.320	187	227	.824	126	298	424	114	143	2	42	98	38	949	18.3
07-08	76	76	2870	629	1305	.482	6	25	.240	300	353	.850	180	495	675	177	208	0	62	165	99	1564	20.6
08-09	76	76	2982	610	1292	.472	6	25	.240	367	415	.884	160	486	646	173	207	1	49	163	68	1593	21.0
09-10	81	81	2949	619	1226	.505	7	27	.259	296	342	.865	164	441	605	239	233	0	76	173	60	1541	19.0
10-11	70	70	2451	528	1040	.508	2	9	.222	264	327	.807	155	374	529	164	202	1	67	142	62	1322	18.9
TOTALS	530	438	17160	3476	7091	.490	34	129	.264	1704	2030	.839	1110	2743	3853	1042	1386	5	396	931	435	8690	16.4

Williams, Aaron

6-9 • Forward/Center • Xavier (OH)

Acquired from the Toronto Raptors in exchange for two second-round picks (2006 and 2009) on Jan. 31, 2006...Became a free agent following the 2005-06 season.

YEAR	G	GS	MIN	FG	FGA	PCT	3P	3PA	PCT	FT	FTA	PCT	OFF	DEF	TOT	AST	PF	DO	STL	TO	BLK	PTS	AVG
05-06	34	2	692	81	157	.516	0	0	---	35	52	.673	59	107	166	16	110	0	13	25	18	197	5.8

Williams, Elliot

6-5 • Guard • Memphis

Signed to a 10-day contract on March 4, 2015...Signed to a second 10-day contract on March 14, 2015.

YEAR	G	GS	MIN	FG	FGA	PCT	3P	3PA	PCT	FT	FTA	PCT	OFF	DEF	TOT	AST	PF	DO	STL	TO	BLK	PTS	AVG
14-15	8	0	77	8	24	.333	3	11	.273	0	2	.000	0	5	5	8	11	0	2	0	0	19	2.4

Williams, Kenrich

6-7 • Forward • Texas Christian

Signed as a free agent on July 23, 2008...Traded to Oklahoma City along with Zylan Cheatham, Josh Gray, and Darius Miller as part of a four team trade that also sent Inue Holiday to Milwaukee in exchange for Steven Adams (from Oklahoma City), Eric Bledsoe, and two future first round draft picks and the rights to swap two additional first round picks (from Milwaukee).

YEAR	G	GS	MIN	FG	FGA	PCT	3P	3PA	PCT	FT	FTA	PCT	OFF	DEF	TOT	AST	PF	DO	STL	TO	BLK	PTS	AVG
18-19	46	29	1079	107	279	.384	52	156	.333	13	19	.684	55	164	219	83	95	0	45	36	19	279	6.1
19-20	39	18	832	51	147	.347	25	97	.258	9	26	.346	51	135	186	57	88	0	27	22	21	156	3.5
TOTALS	85	47	1911	158	426	.371	77	253	.304	22	45	.489	106	299	405	140	183	0	72	58	40	435	4.9

TEAM HISTORY

Williams, Reggie

6-6 • Forward • Virginia Military Institute

Signed a contract on December 10, 2016...Waived on January 1, 2017...Signed a 10-day contract on February 25, 2017.

YEAR	G	GS	MIN	FG	FGA	PCT	3P	3PA	PCT	FT	FTA	PCT	OFF	DEF	TOT	AST	PF	DO	STL	TO	BLK	PTS	AVG
05-04	16	2	238	28	81	.348	5	11	.455	6	7	.857	2	4	6	4	2	0	14	21	0	27	4.5

Williams, Shammond

6-1 • Guard • North Carolina

Acquired from Orlando in exchange for Sean Rooks Feb. 19, 2004...Became a free agent after 2003-04 season.

YEAR	G	GS	MIN	FG	FGA	PCT	3P	3PA	PCT	FT	FTA	PCT	OFF	DEF	TOT	AST	PF	DO	STL	TO	BLK	PTS	AVG
05-04	16	2	238	28	81	.348	5	11	.455	6	7	.857	2	4	6	4	2	0	14	21	0	27	4.5

Williamson, Zion

6-7 • Forward • Duke

Drafted with the first overall pick of the 2019 NBA Draft...Signed multi-year contract on July 1, 2019...Signed multi-year contract extension on July 6, 2022.

YEAR	G	GS	MIN	FG	FGA	PCT	3P	3PA	PCT	FT	FTA	PCT	OFF	DEF	TOT	AST	PF	DO	STL	TO	BLK	PTS	AVG
19-20	24	24	658	210	360	.583	6	14	.429	114	178	.640	64	86	150	50	42	0	16	59	9	540	22.5
20-21	61	61	2026	634	1037	.611	10	34	.294	369	529	.698	167	274	441	226	135	1	57	167	39	1647	27.0
22-23	29	29	956	285	469	.608	7	19	.368	177	248	.714	58	144	202	133	65	0	32	99	16	754	26.0
23-24	70	70	2207	624	1094	.570	6	18	.333	347	494	.702	122	284	406	352	159	1	77	193	47	1601	22.9
24-25	30	30	857	288	508	.567	3	13	.231	158	241	.656	76	140	216	159	82	0	37	90	27	737	24.6
TOTALS	214	214	6714	2041	3468	.589	32	98	.327	1165	1690	.689	487	928	1415	920	483	2	219	608	138	5279	24.7

Withey, Jeff

7-0 • Center • Kansas

Drafted with the first overall pick of the 2019 NBA Draft...Signed with the New Orleans Pelicans on July 29, 2013...Became a free agent at the conclusion of the 2014-15 season.

YEAR	G	GS	MIN	FG	FGA	PCT	3P	3PA	PCT	FT	FTA	PCT	OFF	DEF	TOT	AST	PF	DO	STL	TO	BLK	PTS	AVG
13-14	58	4	684	69	129	.535	0	1	.000	52	73	.712	49	101	150	26	73	0	15	20	50	190	3.3
14-15	37	0	259	32	64	.500	--	--	--	34	50	.680	23	41	64	11	26	0	4	12	18	98	2.6
TOTALS	95	4	943	101	193	.523	0	1	.000	86	123	.699	72	142	214	37	99	0	19	32	68	288	3.0

Wood, Christian

6-10 • Forward • Nevada-Las Vegas

Claimed on waivers from the Milwaukee Bucks on March 20, 2019...Waived on July 15, 2019.

YEAR	G	GS	MIN	FG	FGA	PCT	3P	3PA	PCT	FT	FTA	PCT	OFF	DEF	TOT	AST	PF	DO	STL	TO	BLK	PTS	AVG
18-19	8	2	189	49	92	.533	6	21	.286	31	41	.756	13	50	63	6	14	0	7	14	10	135	16.9

Wolters, Nate

6-4 • Guard • South Dakota State

Signed a 10-day contract on January 14, 2015...Signed to a second 10-day contract on January 24, 2015.

YEAR	G	GS	MIN	FG	FGA	PCT	3P	3PA	PCT	FT	FTA	PCT	OFF	DEF	TOT	AST	PF	DO	STL	TO	BLK	PTS	AVG
14-15	10	0	105	8	26	.308	0	2	.000	1	2	.500	6	12	18	11	7	0	3	10	2	17	1.7

Wright, Julian

6-8 • Forward • Kansas

Selected in the first round of the 2007 NBA Draft (13th pick)...Hornets exercised third-year option on October 25, 2008...Traded to Toronto in exchange for Marco Belinelli on August 11, 2010.

YEAR	G	GS	MIN	FG	FGA	PCT	3P	3PA	PCT	FT	FTA	PCT	OFF	DEF	TOT	AST	PF	DO	STL	TO	BLK	PTS	AVG
07-08	57	1	640	90	169	.533	10	24	.417	33	52	.635	33	84	117	40	45	0	29	34	12	223	3.9
08-09	54	19	772	109	234	.466	2	21	.095	17	30	.567	46	106	152	43	49	0	35	43	19	237	4.4
09-10	68	14	871	116	232	.500	2	6	.333	25	41	.610	58	86	144	41	45	0	29	44	18	259	3.8
TOTALS	179	34	2283	315	635	.496	14	51	.275	75	123	.610	137	276	413	124	137	0	93	121	49	719	4.0

Zeller, Cody

6-11 • Center • Indiana

Signed as a free agent on July 6, 2023...Traded to Atlanta along with Dyson Daniels, E.J. Liddell, Larry Nance Jr., and two first round picks in exchange for Dejeunte Murray on July 6, 2024.

YEAR	G	GS	MIN	FG	FGA	PCT	3P	3PA	PCT	FT	FTA	PCT	OFF	DEF	TOT	AST	PF	DO	STL	TO	BLK	PTS	AVG
23-24	43	0	320	26	62	.419	1	3	.333	23	38	.605	48	64	112	39	45	0	9	16	5	76	1.8

TEAM HISTORY

ALL-TIME TRANSACTIONS

2002-03

June 25, 2002	Traded 2002 first round draft pick (17th overall) to Washington for guard Courtney Alexander.
July 30, 2002	Signed guard Baron Davis to a multi-year contract extension.
August 23, 2002	Re-signed forward Robert Traylor to a contract.
September 30, 2002	Re-signed free agent forward Lee Nailon. Signed free agent guard Terrell McIntyre and center Thomas Hamilton.
October 12, 2002	Waived center Thomas Hamilton.
October 23, 2002	Waived forward Lee Nailon and guard Terrell McIntyre.
January 10, 2003	Signed guard Robert Pack to a 10-day contract.
January 20, 2003	Signed guard Robert Pack to a second 10-day contract
January 27, 2003	Signed guard Randy Livingston to a 10-day contract and waived forward Matt Bullard.
January 30, 2003	Signed guard Robert Pack to a contract for the remainder of the season.
February 5, 2003	Released guard Randy Livingston.
February 20, 2003	Traded center Elden Campbell to the Seattle SuperSonics for guard Kenny Anderson.
April 8, 2003	The NBA Board of Governors voted the Hornets would join the Western Conference starting in the 2004-05 season.

2003-04

May 4, 2003	Head Coach Paul Silas, Assistants Brian Hill, Stephen Silas and Bob Donnewald Jr. were notified that their contracts would not be renewed by the club.
May 7, 2003	Announced General Manager Jeff Bower resignation.
May 28, 2003	Announced the hiring of Allan Bristow as assistant general manager.
June 9, 2003	Hired Tim Floyd as the team's new head coach.
June 11, 2003	Exercised the team option on forward Robert Traylor for the 2003-04 season.
June 19, 2003	Hired former General Manager Jeff Bower as an assistant coach.
June 23, 2003	Hired Jan van Breda Kolff as an assistant coach.
June 25, 2003	Hired Kenny Gattison as an assistant coach.
June 26, 2003	Drafted forward David West (Xavier) with the 18th overall selection and center James Lang (Central Park Christian H.S.) with the 48th overall selection in the 2003 NBA Draft.
June 30, 2003	Hired Alvin Gentry as an assistant coach.
July 3, 2003	Named Jack Capella executive vice president/chief operating officer of the organization.
July 11, 2003	Signed first round draft choice (18th overall) forward David West to a contract.
July 16, 2003	Re-signed forward PJ Brown.
July 21, 2003	Signed free agent center Sean Rooks to a contract.
July 29, 2003	Signed free agent guard Darrell Armstrong to a contract.
August 4, 2003	Signed forward George Lynch to a contract extension.
September 30, 2003	Signed second round draft pick James Lang, free agent forward Paul Shirley and free agent guard Kareem Reid to contracts.
October 23, 2003	Hornets waive free agent forward Paul Shirley and free agent guard Kareem Reid.
October 29, 2003	Waived forward Kirk Haston and signed free agent guard Steve Smith.
October 30, 2003	Signed center Jamaal Magloire to a contract extension.
December 29, 2003	Waived forward James Lang.
January 26, 2004	Signed guard Tierre Brown to a 10-day contract.
February 19, 2004	Traded center Sean Rooks to Orlando for guard Shammond Williams.
March 2, 2004	Waived guard Bryce Drew.
March 25, 2004	Signed guard Maurice Carter to a 10-day contract.
April 4, 2004	Signed guard Maurice Carter for the remainder of the season.

2004-05

May 5, 2004	Announced the retirement of Executive Vice President of Basketball Operations/General Manager Bob Bass.
May 7, 2004	Relieved Tim Floyd of coaching duties.
May 28, 2004	Hired Byron Scott as Head Coach.
June 16, 2004	Claimed guard Alex Garcia off of waivers from the San Antonio Spurs.
June 17, 2004	Promoted Assistant General Manager Allan Bristow to general manager.
June 22, 2004	Announced that Assistant Coach Kenny Gattison would be retained.
June 22, 2004	Named Assistant Coach Jeff Bower as director of player personnel; guard Maurice Carter was selected by the Charlotte Bobcats in the 2004 NBA Expansion Draft.
June 24, 2004	Drafted guard J.R. Smith (St. Benedict's Prep) with the 18th overall selection and guard Tim Pickett (Florida State) with the 44th overall pick in the 2004 NBA Draft.

TEAM HISTORY

June 29, 2004	Named Willis Reed as Vice President of Basketball Operations.
July 6, 2004	Signed first round draft choice (18th overall) forward J.R. Smith to a contract.
July 16, 2004	Signed Toronto forward Morris Peterson to an offer sheet.
July 19, 2004	Signed free agent forward/center Chris Andersen to a contract.
July 21, 2004	Hired Darrell Walker as an assistant coach.
August 3, 2004	Signed free agent forward Rodney Rogers and second round draft choice (44th overall) Tim Pickett to contracts.
August 4, 2004	Hired Jim Clemons as an assistant coach.
August 18, 2004	Hired Robert Werdann as a scout.
September 29, 2004	Signed free agent center Sean Finn and forwards Tremaine Fowlkes, Britton Johnsen and Nate Williams.
September 30, 2004	Signed free agent guard Junior Harrington and forward Lee Nailon.
October 4, 2004	Signed free agent guard Ray Young.
October 9, 2004	Waived center Sean Finn and guard Ray Young.
October 28, 2004	Waived forwards Tremaine Fowlkes and Nate Williams.
October 31, 2004	Waived forward Britton Johnsen.
November 19, 2004	Signed forward Matt Freije and waived guard Tim Pickett.
December 3, 2004	Traded guard Darrell Armstrong to Dallas in exchange for guard Dan Dickau and a 2005 second round draft pick.
December 4, 2004	Signed forward Corsley Edwards.
December 12, 2004	Signed forward Lonny Baxter.
December 27, 2004	Traded guard David Wesley to Houston in exchange for guard Jim Jackson and forward Bostjan Nachbar and waived guard Alex Garcia and forward Lonnie Baxter.
December 29, 2004	Suspended guard/forward Jim Jackson indefinitely for failing to report to the team.
January 3, 2005	Waived forward Corsley Edwards.
January 5, 2005	Signed forward Corsley Edwards to a 10-day contract.
January 21, 2005	Traded guard Jim Jackson and a 2005 second round draft pick to Phoenix in exchange for guard/forward Casey Jacobsen, forward/center Maciej Lampe and forward/center Jackson Vroman; waived guard Junior Harrington and forward Matt Freije.
January 28, 2005	Signed guard Junior Harrington to a 10-day contract.
February 24, 2005	Traded forward Jamal Mashburn and Rodney Rogers to Philadelphia for forward Glenn Robinson; traded guard Baron Davis to Golden State for guard Speedy Claxton, center Dale Davis and cash considerations.
March 1, 2005	Waived center Dale Davis and forward Glenn Robinson.

2005-06

May 19, 2005	Exercised the team option on Jackson Vroman through the 2005-06 season.
June 29, 2005	Drafted guard Chris Paul (Wake Forest) with the fourth overall pick and forward Brandon Bass (LSU) with the 33rd overall pick in the 2005 NBA Draft.
July 5, 2005	Signed first round draft choice (fourth overall) guard Chris Paul to a contract.
August 2, 2005	Re-signed free agent forward Bostjan Nachbar to a contract; signed free agent guard Arvydas Macijauskas to a contract; Traded the rights to center Roberto Duenas to Miami in exchange for Rasual Butler from Miami and Kirk Snyder from Utah in a five-team, 13-player deal that also sent Antoine Walker (from Boston) and Jason Williams, James Posey and Andre Emmitt (from Memphis) to Miami, Eddie Jones (from Miami) and Raul Lopez (from Utah) to Memphis, Greg Ostertag (from Memphis) to Utah, and Curtis Borchardt (from Utah) and Qyntel Woods, the draft rights to Albert Miralles, two second round draft picks and cash considerations (from Miami) to Boston.
August 3, 2005	Re-signed free agent forward Chris Andersen to a contract.
September 19, 2005	Announced the temporary relocation of the team to Oklahoma City, OK for the 2005-06 season.
September 30, 2005	Signed second round draft choice (33rd overall) forward Brandon Bass to a contract.
September 30, 2005	Traded guard Dan Dickau to the Boston Celtics for a second round pick in the 2006 NBA Draft.
October 1, 2005	Announced the resignation of General Manager Allan Bristow.
October 1, 2005	Announced the promotion of Jeff Bower to General Manager from Director of Player Personnel.
October 1, 2005	Hired David Miller as an assistant coach.
October 1, 2005	Signed free agents Sean Banks, Troy Bell and Alex Garcia.
October 18, 2005	Waived guard Troy Bell.
October 26, 2005	Traded center Jamaal Magloire to the Milwaukee Bucks for forward Desmond Mason, an unconditional first round pick in the 2006 NBA Draft and cash considerations.
October 27, 2005	Waived guard Alex Garcia.
October 28, 2005	Waived forward George Lynch.
November 17, 2005	Assigned forward Sean Banks to the Tulsa 66ers of the NBA G League.
January 5, 2006	Announced that the team would play three games at the New Orleans Arena (3/8 vs. LAL, 3/18 vs. DEN, 3/21 vs. LAC); waived forward Sean Banks.
January 27, 2006	NBA announced that forward Chris Andersen had been dismissed and disqualified from the NBA for violating the terms of the Anti-Drug Program.

TEAM HISTORY

January 31, 2006	NBA announced that the team will remain in Oklahoma City for 35 games in the 2006-07 season and that it will play its other six home games in New Orleans; traded two second round draft picks (2006 and 2009) to the Toronto Raptors for forward Aaron Williams.
February 1, 2006	Acquired center Steven Hunter and cash considerations from Philadelphia in exchange for second round picks in 2006 and 2007.
February 7, 2006	Announced that the Steven Hunter trade had been rescinded.
February 13, 2006	Traded center Maciej Lampe to the Houston Rockets for guard Moochie Norris and cash considerations.
February 23, 2006	Traded forward Bostjan Nachbar to the New Jersey Nets for center Marc Jackson and forward Linton Johnson III.
March 24, 2006	Assigned forward Brandon Bass to the Tulsa 66ers of the NBA G League.
March 29, 2006	Recalled forward Brandon Bass from the Tulsa 66ers.
March 31, 2006	Waived forward/center Jackson Vroman and signed forward Marcus Fizer to a 10-day contract.
April 10, 2006	Signed forward Marcus Fizer for the remainder of the 2005-06 season.

2006-07

June 13, 2006	Exercised the team option on forward Brandon Bass through the 2006-07 season.
June 27, 2006	Announced that the contract of Head Coach Byron Scott had been extended through the 2008-09 season.
June 28, 2006	Drafted center Hilton Armstrong from Connecticut with the 12th overall pick and forward/center Cedric Simmons from North Carolina State with the 15th overall pick in the NBA Draft. Selected Marcus Vinicius of Brazil with the 43rd overall pick in the second round.
July 5, 2006	Signed first round draft picks Hilton Armstrong and Cedric Simmons to contracts; waived guard Moochie Norris.
July 12, 2006	Acquired forward Peja Stojakovic and cash considerations from the Indiana Pacers in exchange for the draft rights to Andrew Betts. Waived guard Arvydas Macijauskas.
July 14, 2006	Acquired center Tyson Chandler from the Chicago Bulls in exchange for forward PJ Brown and guard J.R. Smith. Traded guard Kirk Snyder to the Houston Rockets in exchange for cash considerations and a conditional 2008 second round pick (the Hornets to receive the higher second round slot between the two teams in the 2008 NBA Draft).
July 19, 2006	Signed free agent guard Bobby Jackson and re-signed forward Rasual Butler.
August 9, 2006	Signed free agent guard Jannero Pargo.
August 25, 2006	Announced that the contract of General Manager Jeff Bower had been extended through the 2010-11 season. Announced that the contracts of Assistant Coaches Darrell Walker, Kenny Gattison and David Miller had been extended through the 2006-07 season.

2007-08

June 12, 2007	Hired Charlie Parker as assistant coach.
June 28, 2007	Drafted forward Julian Wright (Kansas) with the 13th overall pick and guard Adam Haluska (Iowa) with the 43rd overall pick in the 2007 NBA Draft.
July 2, 2007	Hired Paul Pressey as assistant coach.
July 7, 2007	Signed first round draft pick Julian Wright and second round pick Adam Haluska to contracts.
July 23, 2007	Signed free agent guard Morris Peterson.
July 24, 2007	Announced Gary Chouest as a minority owner.
August 8, 2007	Re-signed guard Jannero Pargo.
September 13, 2007	Signed free agent forward/center Melvin Ely.
September 29, 2007	Acquired David Wesley from the Cleveland Cavaliers in exchange for Cedric Simmons.
February 21, 2008	Acquired Bonzi Wells, Mike James and cash considerations (from Houston) in a three-team trade that sent Bobby Jackson, Adam Haluska, a 2008 second-round draft pick (from New Orleans) and the rights to Sergei Lishouk (from Memphis) to Houston, and forward Marcus Vinicius, the rights to Malick Badiane and cash considerations (from Houston) to Memphis.
March 5, 2008	Signed forward/center Chris Andersen.

2008-09

May 28, 2008	Signed head coach Byron Scott to a contract extension.
June 26, 2008	Drafted forward Darrell Arthur (Kansas) with the 27th overall pick then traded Arthur's draft rights to Portland for cash considerations.
July 9, 2008	Signed guard Chris Paul to a contract extension.
July 23, 2008	Signed guard/forward James Posey.
August 22, 2008	Signed guard/forward Devin Brown.
August 26, 2008	Signed forward/center Sean Marks.
October 25, 2008	Hornets exercise fourth-year option on Hilton Armstrong and third-year option on Julian Wright.
December 10, 2008	Acquire guard Antonio Daniels from Washington in exchange for Mike James.
January 23, 2009	Sign forward Anthony Tolliver to a 10-day contract

TEAM HISTORY

2009-10

June 5, 2009	Announced that assistant coach Kenny Gattison will not return to the team.
June 25, 2009	Drafted guard Darren Collison (UCLA) with the 21st overall pick and acquired the draft rights to 43rd overall pick Marcus Thornton (LSU) from the Miami Heat for two future second round picks in the 2009 NBA Draft.
July 8, 2009	Signed draft picks Darren Collison and Marcus Thornton.
July 13, 2009	Named Rob Werdann assistant coach.
July 27, 2009	Signed free agent forward/center Ike Diogu.
July 28, 2009	Acquired center Emeke Okafor of the Charlotte Bobcats in exchange for center Tyson Chandler.
August 6, 2009	Named Robert Pack assistant coach.
August 12, 2009	Acquired a future second round pick from the Los Angeles Clippers in exchange for Rasual Butler.
August 27, 2009	Re-signed forward/center Sean Marks.
September 9, 2009	Acquired Bobby Brown and Darius Songaila from the Minnesota Timberwolves in exchange for Antonio Daniels and a 2014 second round draft pick.
September 28, 2009	Signed Larry Owens and Earl Barron to training camp contracts.
October 21, 2009	Waived Larry Owens and Earl Barron.
October 26, 2009	Exercised fourth-year option on Julian Wright.
November 12, 2009	Byron Scott relieved of head coaching duties; Jeff Bower named Head Coach; Tim Floyd added as Lead Assistant Coach.
January 11, 2010	Acquired conditional second round draft pick in 2016 from Sacramento in exchange for Hilton Armstrong.
January 25, 2010	Acquired Aaron Gray in exchange for Devin Brown.
January 26, 2010	Acquired conditional second round draft pick in 2014 from L.A. Clippers for Bobby Brown.
February 5, 2010	Signed Jason Hart to 10-day contract.
April 20, 2010	Jeff Bower steps down as head coach and resumes sole focus on General Manager duties.

2010-11

June 7, 2010	Monty Williams named Head Coach
June 30, 2010	Michael Malone, Bryan Gates and James Borrego named Assistant Coaches.
July 8, 2010	Acquired draft rights to Craig Brackins and Quincy Pondexter from Oklahoma City in exchange for the draft rights to Cole Aldrich and Morris Peterson.
July 13, 2010	General Manager Jeff Bower resigns.
July 27, 2010	Dell Demps named General Manager.
August 4, 2010	Randy Ayers and Fred Vinson named Assistant Coaches; Michael Malone named Lead Assistant Coach
August 11, 2010	Tim Connelly hired as Assistant General Manager and Gerald Madkins hired as Vice President of Player Personnel today.
August 11, 2010	Acquired Trevor Ariza from the Houston Rockets in a trade that sent James Posey and Darren Collison from New Orleans to Indiana, Courtney Lee from New Jersey to Houston and Troy Murphy from Indiana to New Jersey.
August 11, 2010	Acquired Marco Belinelli from Toronto in exchange for Julian Wright.
August 31, 2010	Mark Cranston named Head Athletic Trainer, Carlos Daniel named Strength Coach and Adam Tatalovich named Video Coordinator.
September 7, 2010	Signed free agent Mustafa Shakur.
September 17, 2010	Signed free agents D.J. Strawberry and Darryl Watkins; announced hiring of scouts David Booth, John Caridio and Terrance "Doc" Martin.
September 20, 2010	Signed free agent Joe Alexander.
September 23, 2010	Acquired Willie Green and Jason Smith from Philadelphia in exchange for Darius Songaila and Craig Brackin
September 24, 2010	Signed free agents Jannero Pargo and Pops Mensah-Bonsu.
October 5, 2010	Released Jannero Pargo.
October 15, 2010	Signed free agent D.J. Mbenga.
October 18, 2010	Acquired Curtis Jerrells, waived Mustafa Shakur and Darryl Watkins.
October 20, 2010	Waived D.J. Strawberry.
October 23, 2010	Acquired Jerryd Bayless from the Portland Trail Blazers in exchange for a conditional first round pick.
October 24, 2010	Waived Curtis Jerrells.
November 13, 2010	Waived Joe Alexander.
November 19, 2010	Traded Jerryd Bayless and Peja Stojakovic to Toronto in exchange for Jarrett Jack, Marcus Banks and David Andersen.
January 4, 2011	Waived Pops Mensah-Bonsu.
February 4, 2011	Signed Sasha Pavlovic to a 10-day contract.
February 23, 2011	Acquired Carl Landry from the Sacramento Kings for Marcus Thornton and cash considerations.
March 9, 2011	Signed Jerel McNeal to a 10-day contract.
March 26, 2011	Signed Patrick Ewing Jr. to a 10-day contract.
April 5, 2011	Signed Patrick Ewing Jr. for the remainder of season.

TEAM HISTORY

2011-12

June 23, 2011	Trade the rights to forward/center Jonathan Harrelson (45th overall pick in the 2011 NBA Draft) to the New York Knicks for financial considerations.
June 27, 2011	Forward David West declines player option for the 2011-12 season and becomes a free agent.; center Aaron Gray declines player option for the 2011-12 season and becomes a free agent.
June 30, 2011	Extend qualifying offer to guard Marco Belinelli for the 2011-12 season.
July 7, 2011	Reigning NBA G League champion Iowa Energy named new Hornets D-League affiliate.
August 2, 2011	Dave Hanners named assistant coach, Randy Ayers promoted to lead assistant.
December 9, 2011	Hornets sign nine free agents (Brian Butch, Justin Dentmon, Jerome Dyson, Moses Ehambe, Cardell Johnson, Trey Johnson, DaJuan Summers, Trey Johnson and Terrico White) to training camp roster.
December 13, 2011	Guard Marco Belinelli signs qualifying offer.
December 13, 2011	Waive forward Patrick Ewing Jr.
December 14, 2011	Acquire forward Al-Farouq Aminu, guard Eric Gordon, center Chris Kaman and the more favorable of the 2012 first round picks between the Los Angeles Clippers and Minnesota Timberwolves from the Clippers in exchange for guard Chris Paul and two 2015 2nd round picks.
December 17, 2011	Re-sign free agent forward Carl Landry and forward/center Jason Smith...waive guards Justin Dentmon, Terrico White and Moses Ehambe.
December 19, 2011	Waive forward David Andersen.
December 23, 2011	Sign forward/center Gustavo Ayon...waive center Brian Butch.
December 24, 2011	Acquire guard Greivis Vasquez from the Memphis Grizzlies for forward Quincy Pondexter; Waive guard Jerome Dyson.
December 31, 2011	Waive forward Lance Thomas.
January 4, 2012	Acquire guard Xavier Henry from the Memphis Grizzlies as part of a three-team trade in exchange for a 2013 2nd round pick.
January 27, 2012	Waive guard Trey Johnson.
February 6, 2012	Sign forward Lance Thomas to a 10-day contract.
February 7, 2012	Waive guard Cardell "Squeaky" Johnson and forward DaJuan Summers.
February 8, 2012	Sign guard Donald Sloan to a 10-day contract.
February 15, 2012	Sign forward Solomon Jones to a 10-day contract.
February 16, 2012	Sign forward Lance Thomas to a second 10-day contract.
February 20, 2012	Sign guard Donald Sloan to a second 10-day contract.
February 27, 2012	Sign forward Lance Thomas for the remainder of the season; sign center Solomon Jones to a second 10-day contract.
March 9, 2012	Sign center Jeff Foote to a 10-day contract.
March 18, 2012	Assign guard Xavier Henry to the Iowa Energy of the NBA G League.
March 19, 2012	Recall guard Xavier Henry from the Iowa Energy of the NBA G League.
March 20, 2012	Claim center Chris Johnson off waivers.
April 10, 2012	Sign guard Jerome Dyson to a 10-day contract.
April 18, 2012	Sign center Darryl Watkins for the remainder of the season; waive center Chris Johnson.
April 20, 2012	Sign guard Jerome Dyson for the remainder of the season.

2012-13

June 15, 2012	Tom Benson's purchase of the franchise is approved by the NBA's Board of Governors.
June 20, 2012	Acquire forward Rashard Lewis and the 46th pick in the 2012 NBA Draft from the Washington Wizards in exchange for center Emeka Okafor and forward Trevor Ariza.
June 28, 2012	Extend qualifying offer to guard Eric Gordon, making him a restricted free agent.
June 28, 2012	Draft forward Anthony Davis (Kentucky) with the first overall pick, guard Austin Rivers (Duke) with the 10th pick and forward Darius Miller (Kentucky) 46th overall in the 2012 NBA Draft.
June 30, 2012	Waive forward Rashard Lewis.
July 11, 2012	Acquire forward Ryan Anderson from the Orlando Magic in exchange for forward/center Gustavo Ayon; acquire forward/center Edin Bacvic from the Philadelphia 76ers in a three-way deal that sent guard Jarrett Jack to the Golden State Warriors and center Darryl Watkins to the 76ers, while forward Dorell Wright went from Golden State to Philadelphia.
July 13, 2012	Acquire center Brad Miller, the Brooklyn Nets' 2013 second round pick and the Minnesota Timberwolves' 2016 second round pick from Minnesota in exchange for the New Orleans' protected second round pick in 2017.
July 14, 2012	Match the Phoenix Suns' offer to restricted free agent guard Eric Gordon.
July 24, 2012	Sign 2012 draft picks forward Anthony Davis and guard Austin Rivers.
July 27, 2012	Acquire center Robin Lopez, forward Hakim Warrick and cash considerations from the Phoenix Suns in exchange for guard Jerome Dyson and center Brad Miller, with two second round picks (acquired in the July 13 trade) going to Minnesota as part of the three-team deal that sent forward Wesley Johnson and a first round pick from Minnesota to Phoenix.
August 4, 2012	Sign guard Roger Mason, Jr.

TEAM HISTORY

August 16, 2012	Sign guard Brian Roberts.
August 19, 2012	Sign Head Coach Monty Williams to a contract extension.
September 6, 2012	Sign second round pick Darius Miller.
October 1, 2012	Sign free agents Solomon Alabi, Dominique Morrison and Chris Wright for training camp roster.
October 8, 2012	Waive training camp invitee Domonique Morrison.
October 24, 2012	Waive training camp invitees Solomon Alabi and Chris Wright.
November 13, 2012	Acquire guard Matt Carroll from the Charlotte Bobcats in exchange for forward Hakim Warrick.
November 20, 2012	Waive guard Matt Carroll.
December 16, 2012	Sign forward Dominic McGuire
January 4, 2013	Waive forward Dominic McGuire
January 7, 2013	Sign guard Donald Sloan to 10-day contract.
March 3, 2013	Sign foward/center Henry Sims to 10-day contract.
March 8, 2013	Sign guard Terrel Harris to 10-day contract.
March 12, 2013	Sign center Lou Amundson for the remainder of the season.
March 18, 2013	Sign guard Terrel Harris to second 10-day contact.
March 28, 2013	Sign guard Terrel Harris for the remainder of the season.

2013-14

June 27, 2013	Draft center Nerlens Noel (Kentucky) with the sixth overall pick in the 2014 NBA Draft.
July 10, 2013	Waive forward Lance Thomas; Renounce rights to Louis Amundson, Xavier Henry and Roger Mason, Jr.; Sign free agents Al-Farouq Aminu and Greg Stiemsma; Acquire Tyreke Evans (from Sacramento) and drafts rights to Jeff Withey (from Portland) in a three team trade that sent Robin Lopez and Terrel Harris (from New Orleans) to Portland, and Greivis Vasquez (from New Orleans), a 2016 second round pick, a future second round pick and cash considerations (from Portland) to Sacramento.
July 12, 2013	Acquired Jrue Holiday and the draft rights to Pierre Jackson from Philadelphia in exchange for the draft rights to Nerlens Noel and a 2014 first round pick.
July 18, 2013	Sign free agent Anthony Morrow.
July 30, 2013	Sign center Jeff Withey to a contract.
August 22, 2013	Sign forwards Lance Thomas and Arinze Onuaku to contracts.
November 12, 2013	Sign forwards Josh Childress and Lou Amundson, waive forwards Lance Thomas and Arinze Onuaku.
December 11, 2013	Waive forward Josh Childress.
December 20, 2013	Sign center Alexis Ajinca.
December 31, 2013	Waive Lou Amundson.
January 21, 2014	Acquire guard Tyshawn Taylor from the Brooklyn Nets in exchange for the draft rights to Edin Bavcic.
January 23, 2014	Waive Tyshawn Taylor.
February 4, 2014	Sign forward Luke Babbitt.
April 11, 2014	Sign forward James Southerland.
April 14, 2014	Sign forward Melvin Ely, Waive center Greg Stiemsma.

2014-15

June 28, 2014	Acquire the draft rights to guard Russ Smith from the Philadelphia 76ers in exchange for the rights to guard Pierre Jackson.
July 11, 2014	Acquire forward Alonzo Gee from Cleveland in exchange for future draft considerations.
July 13, 2014	Acquire guard Scotty Hopson from Charlotte in exchange for cash considerations.
July 15, 2014	Acquire center Omer Asik, forward Omri Casspi and cash considerations from Houston in a three-team trade that sent forward Alonzo Gee, guard Scotty Hopson and a 2015 protected first-round draft pick to Houston and center Melvin Ely to the Washington Wizards, while forward Trevor Ariza went from Washington to Houston.
July 22, 2014	Sign free agent guard Jimmer Fredette.
July 23, 2014	Waive forward Omri Casspi.
July 24, 2014	Sign forward Patric Young.
July 26, 2014	Re-sign free agent forward Darius Miller.
August 26, 2014	Sign free agent forward John Salmons.
September 26, 2014	Sign guard Dionte Christmas, forward Kevin Jones, and center Vernon Macklin.
October 1, 2014	Sign guard D.J. Stephens.
October 9, 2014	Waive center Vernon Macklin.
October 17, 2014	Waive guard Dionte Christmas.
October 24, 2014	Waive forward Kevin Jones and guard D.J. Stephens.
October 24, 2014	Exercise fourth year option on forward Anthony Davis.
November 30, 2014	Waive forward Darius Miller and forward Patric Young.
December 4, 2014	Sign forward Dante Cunningham.
December 5, 2014	Sign guard Gal Mekel.

TEAM HISTORY

December 19, 2014	Waive guard Gal Mekel.
January 12, 2015	Acquire guard/forward Quincy Pondexter from Memphis in a three-team trade that sent guard Austin Rivers to Boston and guard Russ Smith to Memphis.
January 14, 2015	Sign guard Nate Wolters to a 10-day contract.
January 24, 2015	Sign guard Nate Wolters to a second 10-day contract.
February 4, 2015	Sign guard Toney Douglas to a 10-day contract.
February 18, 2015	Sign guard Toney Douglas to second 10-day contract.
February 19, 2015	Waive guard Toney Douglas; Acquire guard Norris Cole, center Justin Hamilton, and forward Shawne Williams from Miami as part of a three team trade that sent forward John Salmons to Phoenix; Acquire guard Ish Smith, rights to forward Latavius Williams, cash and draft considerations from Oklahoma City in exchange for draft considerations. Waive guard Ish Smith.
February 22, 2015	Waive forward Shawne Williams.
March 3, 2015	Waive center Justin Hamilton.
March 4, 2015	Sign guard Elliot Williams to a 10-day contract.
March 14, 2015	Sign guard Elliot Williams to a second 10-day contract.
March 24, 2015	Re-sign guard Toney Douglas.
May 12, 2015	Monty Williams relieved of his duties as Head Coach.
May 30, 2015	Alvin Gentry named Head Coach.

2015-16

June 25, 2015	Draft forward Branden Dawson (Michigan State) with 56th overall pick, trade the rights of Branden Dawson to the Los Angeles Clippers for Cash Considerations.
July 9, 2015	Sign forward Anthony Davis to contract extension, re-sign forward Dante Cunningham and centers Alexis Ajinca and Omer Asik to contracts.
July 16, 2015	Sign guard Alonzo Gee.
July 20, 2015	Re-sign forward Luke Babbitt.
July 28, 2015	Sign center Kendrick Perkins.
July 31, 2015	Waive guard Toney Douglas.
August 20, 2015	Sign guard Bryce Dejean-Jones.
September 10, 2015	Sign guard Sean Kilpatrick.
September 17, 2015	Re-sign guard Norris Cole. September 23, 2015 Sign forward Jeff Adrien, guard/forward Chris Douglas-Roberts and guard Corey Webster.
October 11, 2015	Sign center Jerome Jordan
October 14, 2015	Sign center Mirza Begić
October 15, 2015	Waive guard Corey Webster, sign guard Bo McCalebb
October 16, 2015	Waive centers Mirza Begić and Jerome Jordan, sign guard Nate Robinson
October 23, 2015	Waive guards Sean Kilpatrick and Chris Douglas-Roberts
October 24, 2015	Waive forward Jeff Adrien and guards Bryce Dejean-Jones and Bo McCalebb
October 26, 2015	Sign guard Ish Smith
October 29, 2015	Waive guard Nate Robinson
October 30, 2015	Sign guard Toney Douglas
November 10, 2015	Sign guard Jimmer Fredette
November 19, 2015	Waive guard Jimmer Fredette
December 24, 2015	Trade Ish Smith to Philadelphia in exchange for two second-round draft picks.
January 21, 2016	Sign guard Bryce Dejean-Jones to 10-day contract
February 1, 2016	Sign guard Bryce Dejean-Jones to second 10-day contract
February 18, 2016	Acquire forward Jarnell Stokes and cash considerations from Miami in exchange for future second round draft pick
February 19, 2016	Re-sign guard Bryce Dejean-Jones, waive forward Jarnell Stokes
March 9, 2016	Sign guard Orlando Johnson to 10-day contract
March 16, 2016	Sign guard Tim Frazier to 10-day contract
March 25, 2016	Sign forward Jordan Hamilton to 10-day contract
March 26, 2016	Sign guard Tim Frazier for remainder of the 2015-16 season
March 30, 2016	Sign forward James Ennis to 10-day contract
April 4, 2016	Sign forward Jordan Hamilton for remainder of the 2015-16 season
April 9, 2016	Sign forward James Ennis for remainder of the 2015-16 season
June 8, 2016	Name Danny Ferry Basketball Operations Special Advisor

2016-17

June 23, 2016	Draft guard Buddy Hield (Oklahoma) with the sixth overall pick in the 2016 NBA Draft...Acquire the draft rights to Cheick Diallo (Kansas) from the Los Angeles Clippers in exchange for the draft rights to David Micheneau (France) and Diamond Stone (Maryland)
---------------	---

TEAM HISTORY

July 10, 2016	Trade forward Luke Babbitt to Miami in exchange for a second-round draft pick and cash considerations
July 12, 2016	Waive guard Toney Douglas
July 21, 2016	Sign forward Solomon Hill and guards Langston Galloway and E'Twaun Moore.
July 22, 2016	Sign 2016 Draft Picks Buddy Hield and Cheick Diallo, sign forward Terrence Jones, re-sign guard/forward Alonzo Gee and guard Tim Frazier
August 12, 2016	Sign guard Shawn Dawson
September 14, 2016	Sign guard Lance Stephenson
September 22, 2016	Sign forward Chris Copeland and center Robert Sacre
September 24, 2016	Sign guard Quinn Cook
October 3, 2016	Waive forward Chris Copeland
October 17, 2016	Sign guard/forward Quincy Ford
October 21, 2016	Waive guard Shawn Dawson and center Robert Sacre
October 22, 2016	Waive guard Quinn Cook and guard/forward Quincy Ford
October 24, 2016	Waive guard Alonzo Gee
November 7, 2016	Waive guard Lance Stephenson, sign guard Archie Goodwin
November 10, 2016	Assign forward Cheick Diallo to Austin Spurs (NBA G League)
November 20, 2016	Waive guard Archie Goodwin
November 21, 2016	Sign guard/forward Anthony Brown
September 24, 2016	Sign guard Quinn Cook
October 3, 2016	Waive forward Chris Copeland
October 17, 2016	Sign guard/forward Quincy Ford
October 21, 2016	Waive guard Shawn Dawson and center Robert Sacre
October 22, 2016	Waive guard Quinn Cook and guard/forward Quincy Ford
October 24, 2016	Waive guard Alonzo Gee
November 7, 2016	Waive guard Lance Stephenson, sign guard Archie Goodwin
November 10, 2016	Assign forward Cheick Diallo to Austin Spurs (NBA G League)
November 20, 2016	Waive guard Archie Goodwin
November 21, 2016	Sign guard/forward Anthony Brown
November 27, 2016	Recall forward Cheick Diallo from Austin Spurs (NBA G League)
December 2, 2016	Assign forward Cheick Diallo to Austin Spurs (NBA G League)
December 7, 2016	Recall forward Cheick Diallo from Austin Spurs (NBA G League)
December 9, 2016	Waive guard/forward Anthony Brown
December 10, 2016	Sign guard/forward Reggie Williams
January 1, 2017	Waive guard/forward Reggie Williams
January 3, 2017	Sign forward/center Donatas Motiejunas
January 10, 2017	Assign forward Cheick Diallo to Long Island Nets (NBA G League)
January 12, 2017	Recall forward Cheick Diallo from Long Island Nets (NBA G League)
January 30, 2017	Assign forward Cheick Diallo to Greensboro Swarm (NBA G League)
February 15, 2017	Recall forward Cheick Diallo from Greensboro Swarm (NBA G League)
February 20, 2017	Acquire forwards DeMarcus Cousins and Omri Casspi from Sacramento in exchange for guards Buddy Hield, Tyreke Evans, Langston Galloway and draft picks
February 23, 2017	Waive forward Terrence Jones
February 23, 2017	Sign guard/forward Hollis Thompson to 10-day contract
February 24, 2017	Sign guard Jarrett Jack to 10-day contract
February 25, 2017	Waive forward Omri Casspi
February 25, 2017	Sign guard Reggie Williams to 10-day contract
March 3, 2017	Assign forward Cheick Diallo to Greensboro Swarm (NBA G League)
March 5, 2017	Sign guard/forward Hollis Thompson to second 10-day contract
March 5, 2017	Recall forward Cheick Diallo from Greensboro Swarm (NBA G League)
March 6, 2017	Sign guard Jordan Crawford to 10-day contract
March 8, 2017	Sign guard Wayne Selden Jr. to 10-day contract
March 9, 2017	Assign forward Cheick Diallo to Greensboro Swarm (NBA G League)
March 16, 2017	Sign guard Jordan Crawford for remainder of 2016-17 season
March 17, 2017	Recall forward Cheick Diallo from Greensboro Swarm (NBA G League)
March 19, 2017	Sign guard Quinn Cook to 10-day contract
March 21, 2017	Assign forward Cheick Diallo to Greensboro Swarm (NBA G League)
March 26, 2017	Recall forward Cheick Diallo from Greensboro Swarm (NBA G League)
March 29, 2017	Sign guard Quinn Cook to second 10-day contract
April 8, 2017	Sign guard Quinn Cook for remainder of 2016-17 season
April 8, 2017	Sign guard/forward Axel Toupane for remainder of 2016-17 season

TEAM HISTORY

2017-18

June 6, 2017	Chris Finch named Assistant Coach
June 21, 2017	Acquire the 52nd overall pick in the 2017 NBA draft from Washington in exchange for guard Tim Frazier
June 22, 2017	Acquire the draft rights to Frank Jackson (Duke) from Charlotte in exchange for the draft rights to Dwayne Bacon (Florida State) and cash considerations... Acquire cash considerations from Indiana in exchange for the draft rights to Edmond Sumner (Xavier)
July 6, 2017	Re-sign guard Jrue Holiday to multi-year contract.
July 11, 2017	Sign 2017 draft pick Frank Jackson
July 20, 2017	Sign free agent guard Rajon Rondo
July 25, 2017	Waive guard Quinn Cook and guard/forward Axel Toupane
July 27, 2017	Sign free agent forward Darius Miller
August 2, 2017	Sign free agent guard Charles Cooke and free agent forward Jalen Jones to two-way contracts
August 3, 2017	Sign free agent guard Ian Clark
September 1, 2017	Acquire the rights to forward/center Ater Majok from Chicago in exchange for guard/forward Quincy Pondexter, a future second draft pick and cash considerations
September 15, 2017	Sign free agent guard/forward Tony Allen
September 25, 2017	Re-sign forward Dante Cunningham, sign forwards Cliff Alexander, Perry Jones and Martell Webster
October 14, 2017	Waive forwards Cliff Alexander and Perry Jones
October 22, 2017	Waive guard Jordan Crawford; sign free agent guard Jameer Nelson
October 28, 2017	Sign free agent forward Josh Smith
October 31, 2017	Transfer Jalen Jones and Charles Cooke to Greensboro Swarm (G League)
November 10, 2017	Waive forward Josh Smith
November 11, 2017	Recall Jalen Jones and Charles Cooke from Greensboro Swarm (G League)
November 20, 2017	Transfer Jalen Jones and Charles Cooke to Greensboro Swarm (G League)
November 27, 2017	Recall Jalen Jones and Charles Cooke from Greensboro Swarm (G League)
November 28, 2017	Transfer Jalen Jones and Charles Cooke to Greensboro Swarm (G League)
December 11, 2017	Recall Jalen Jones and Charles Cooke from Greensboro Swarm (G League)
December 14, 2017	Transfer Jalen Jones and Charles Cooke to Greensboro Swarm (G League)
December 18, 2017	Recall Charles Cooke from Greensboro Swarm (G League)
December 19, 2017	Transfer Jalen Jones to Texas Legends (G League)
December 24, 2017	Transfer Charles Cooke to Greensboro Swarm (G League)
January 8, 2018	Waive forward Jalen Jones
January 10, 2018	Sign free agent guard DeAndre Liggins to 10-day contract
January 14, 2018	Sign free agent guard Mike James to two-way contract
January 19, 2018	Transfer Charles Cooke to Salt Lake City Stars (G League)
January 20, 2018	Sign guard DeAndre Liggins to second 10-day contract
January 30, 2018	Recall Charles Cooke from Salt Lake City Stars (G League)
February 1, 2018	Acquire forward Nikola Mirotić and a 2018 second-round draft pick from Chicago in exchange for center Omer Asik, guards Tony Allen and Jameer Nelson, a 2018 first-round draft pick and the right to trade 2021 second-round draft picks
February 3, 2018	Sign free agent forward/center Emeka Okafor to 10-day contract
February 5, 2018	Sign guard DeAndre Liggins to multi-year contract
February 5, 2018	Transfer Charles Cook to Salt Lake City Stars (G League)
February 8, 2018	Acquire guard Rashad Vaughn from Brooklyn in exchange for forward Dante Cunningham
February 10, 2018	Waive guards Mike James and Rashad Vaughn
February 12, 2018	Recall Charles Cooke from Salt Lake City Stars (G League)
February 14, 2018	Sign forward/center Emeka Okafor to second 10-day contract
February 21, 2018	Sign guard Walter Lemon, Jr. to 10-day contract
February 26, 2018	Sign forward/center Emeka Okafor
March 4, 2018	Sign guard Walter Lemon, Jr. to second 10-day contract
March 15, 2018	Sign guard Larry Drew II to 10-day contract
March 26, 2018	Sign guard Larry Drew to a second 10-day contract
April 5, 2018	Sign guard Jordan Crawford
June 7, 2018	Extend the contract of Head Coach Alvin Gentry through the 2020-21 season
June 21, 2018	Select guard Tony Carr (Penn State) with the 51st pick in the 2018 NBA Draft
July 9, 2018	Sign free agent guard Elfrid Payton and free agent forward Julius Randle, re-sign guard Ian Clark
July 17, 2018	Sign free agent guard Trevon Bluiett to two-way contract
July 24, 2018	Sign free agent forwards Garlon Green and Kenrich Williams
July 27, 2018	Sign free agent guard Troy Williams
August 9, 2018	Sign free agent center Jahlil Okafor
August 31, 2018	Waive guard DeAndre Liggins
September 4, 2018	Sign free agent guard Darius Morris

TEAM HISTORY

September 19, 2018	Waive center Emeka Okafor, sign free agent guard Jarrett Jack
September 29, 2018	Sign free agent center Brandon McCoy
October 12, 2018	Waive center Brandon McCoy and guard Darius Morris
October 13, 2018	Waive forward Garlon Green and guard Jarrett Jack
October 15, 2018	Acquire forward Wesley Johnson from the LA Clippers in exchange for center Alexis Ajinca
October 17, 2018	Claim guard Tim Frazier off Waivers, waive forward Troy Williams
October 22, 2018	Transfer Trevon Bluiett to Westchester Knicks (G League)
November 22, 2018	Assign Kenrich Williams to Westchester Knicks (G League)
November 26, 2018	Recall Kenrich Williams from Westchester Knicks (G League)
December 1, 2018	Assign Kenrich Williams to Westchester Knicks (G League)
December 4, 2018	Assign Frank Jackson to Texas Legends (G League)
December 5, 2018	Sign guard Andrew Harrison to two-way contract
December 6, 2018	Recall Kenrich Williams from Westchester Knicks (G League)
December 11, 2018	Recall Frank Jackson from Texas Legends (G League)
December 14, 2018	Assign Frank Jackson and Kenrich Williams to Texas Legends (G League)
December 15, 2018	Recall Frank Jackson from Texas Legends (G League)
December 16, 2018	Recall Kenrich Williams from Texas Legends (G League)
December 28, 2018	Transfer Trevon Bluiett from Westchester Knicks (G League)
January 2, 2019	Transfer Trevon Bluiett to Salt Lake City Stars (G League)
January 8, 2019	Waive guard Andrew Harrison
February 3, 2019	Transfer Trevon Bluiett from Salt Lake City Stars (G League)
February 7, 2019	Acquire forward Markieff Morris and 2023 second round draft pick from Washington in exchange for forward Wesley Johnson; Acquire forward Stanley Johnson, center Jason Smith and four second-round draft picks from Milwaukee in exchange for forward Nikola Mirotic
February 8, 2019	Waive forward Markieff Morris
February 15, 2019	Relieve Dell Demps of duties as General Manager, name Danny Ferry Interim General Manager
February 28, 2019	Waive guard Tim Frazier
March 2, 2019	Sign guard Dairis Bertans
March 20, 2019	Claim forward Christian Wood off waivers; waive center Jason Smith
April 17, 2019	Name David Griffin Executive Vice President of Basketball Operations
May 8, 2019	Name Aaron Nelson Vice President of Player Care & Performance
May 19, 2019	Name Trajan Langdon General Manager
June 10, 2019	Name Swin Cash Vice President of Basketball Operations & Team Development
June 17, 2019	Sign Head Coach Alvin Gentry to contract extension
June 20, 2019	Sign Center Jahlii Okafor to contract extension; Draft Zion Williamson (Duke) with first overall pick, Alen Smailagic (Santa Cruz - G League) with 39th overall pick and Jordan Bone (Tennessee) with the 57th overall pick in the 2019 NBA Draft; Trade rights to Alen Smailagic to Golden State in exchange for a 2021 and 2023 second round draft pick

2019-20

July 1, 2019	Sign Zion Williamson
July 6, 2019	Acquire guards Lonzo Ball and Josh Hart, forward Brandon Ingram and draft rights to De'Andre Hunter from the Los Angeles Lakers in exchange for forward/center Anthony Davis as part of three-team trade with Washington
July 7, 2019	Acquire draft rights to Nickeil Alexander-Walker, Jaxson Hayes and Marcos Louzada Silva from Atlanta in exchange for the draft rights to De'Andre Hunter, Jordan Bone, forward Solomon Hill and a future second-round draft pick; Acquire center Derrick Favors from Utah in exchange for a 2021 and 2023 second-round draft pick (via Golden State); Sign Nickeil Alexander-Walker and Jaxson Hayes
July 15, 2019	Sign free agent guard JJ Redick
July 21, 2019	Re-sign forward Darius Miller
July 24, 2019	Sign free agents Zylan Cheatham and Josh Gray to two-way contracts
July 25, 2019	Sign free agent forward Nicolo Melli
September 13, 2019	Promote Chris Finch to Associate Head Coach - Offense...Name Jeff Bzdelik Associate Head Coach - Defense...Name Jamelle McMillan Assistant Coach...Promote Joe Boylan to Assistant Coach/Director of Player Development...Name Michael Ruffin Assistant Coach/Player Development
September 24, 2019	Sign free agents Jalen Adams, Javon Bess and Kavell Bigby-Williams
September 26, 2019	Name AJ Diggs and Teresa Weatherspoon as Two-Way Player Development Coaches
October 19, 2019	Waive guards Jalen Adams and Javon Bess and center Kavell Bigby-Williams
October 25, 2019	Exercise fourth-year options on guards Lonzo Ball and Josh Hart
July 6, 2020	Sign free agent guard Sindarius Thornwell as a replacement player
August 15, 2020	Relieve Alvin Gentry of Head Coaching duties
October 22, 2020	Name Stan Van Gundy Head Coach

TEAM HISTORY

November 16, 2020 Name Bob Beyer, Casey Hill and Rex Walters assistant coaches...Promote Teresa Weatherspoon to assistant coach... Name Corey Brewer and Beno Udrih as player development coaches

2020-21

November 18, 2020 Select Kira Lewis Jr. (Alabama) with 13th overall pick, Elijah Hughes (Syracuse) with 39th overall pick, Nick Richards (Kentucky) with 42nd overall pick and Sam Merrill (Utah State) with 60th overall pick in 2020 NBA Draft...Trade draft rights to Elijah Hughes to Utah in exchange for a 2022 second round draft pick...Trade draft rights to Nick Richards to Charlotte in exchange for a 2024 second round draft pick.

November 24, 2020 Acquire center Steven Adams (via Oklahoma City) and guard Eric Bledsoe (via Milwaukee), as well as two future first round draft picks and the rights to swap two additional first round picks from Milwaukee in exchange for guard Jrue Holiday (to Milwaukee), guard Josh Gray and forwards Zylan Cheatham, Darius Miller and Kenrich Williams (to Oklahoma City), as well as two future second-round draft picks (2023 via Washington, 2024 via Charlotte) as part of a four-team trade with Denver, Milwaukee and Oklahoma City...Sign center Steven Adams to contract extension.

November 30, 2020 Re-sign forward Brandon Ingram...Sign Guard Kira Lewis Jr...Sign free agent forward Wenyen Gabriel...Sign free agent center Willy Hernangomez

December 1, 2020 Re-sign guard Sindarius Thornwell

December 2, 2020 Sign free agent center Will Magnay to two-way contract...Sign free agent center Ike Anigbogwu...Sign free agent guard Tony Carr...Sign free agent forward Jarrod Uthoff

December 8, 2020 Sign free agent forward Najj Marshall to two-way contract

December 19, 2020 Waive guards Rawle Alkins and Tony Carr, forward Jarrod Uthoff and center Ike Anigbogwu

February 23, 2021 Waive guard Sindarius Thornwell

February 24, 2021 Sign guard Sindarius Thornwell to 10-day contract

March 3, 2021 Assign forward Wenyen Gabriel to Erie BayHawks of NBA G League

March 10, 2021 Recall forward Wenyen Gabriel from Erie BayHawks of NBA G League...Sign guard Sindarius Thornwell to second 10-day contract

March 26, 2021 Acquire forward James Johnson, guard/forward Wes Iwundu and a 2021 second-round draft pick from Dallas in exchange for guard JJ Redick and forward Nicolò Melli

April 3, 2021 Sign free agent guard Isaiah Thomas to 10-day contract

April 12, 2021 Sign free agent James Nunnally to two-way contract...Waive Will Magnay

April 27, 2021 Sign guard Didi Louzada

May 7, 2021 Sign forward Najj Marshall to multi-year contract

2021-22

June 16, 2021 Mutually agree to part ways with Stan Van Gundy

July 22, 2021 Name Willie Green Head Coach

July 29, 2021 Selected Ziaire Williams (Stanford) with 10th overall pick, Herb Jones (Alabama) with 35th overall pick, Jared Butler (Baylor) with 40th overall pick, and Greg Brown III (Texas) with 43rd overall pick of the 2021 NBA Draft...Trade draft rights to Greg Brown to Portland in exchange for a 2026 second round draft pick and cash considerations

August 4, 2021 Name Jarron Collins as assistant coach and Mike D'Antoni as coaching advisor

August 7, 2021 Acquire center Jonas Valanciūnas and the draft rights to 2021 first round pick Trey Murphy III (17th overall) and 2021 second round pick Brandon Boston (51st overall) from Memphis and guard Devonte' Graham from Charlotte in exchange for center Steven Adams, guard Eric Bledsoe, the draft rights to 2021 first round pick Ziaire Williams (10th overall) and 2021 second round pick Jared Butler (40th overall), and a protected 2022 first round pick to Memphis and forward Wes Iwundu, a future protected first round draft pick, and cash considerations to Charlotte...Trade the draft rights to Brandon Boston to the Los Angeles Clippers in exchange for a protected 2022 second-round draft pick (via Sacramento) and cash considerations

August 8, 2021 Acquired guard Tomáš Satoranský, guard Garrett Temple, a 2024 second round pick, and cash considerations from Chicago in exchange for guard Lonzo Ball

August 10, 2021 Sign forward Trey Murphy III

August 16, 2021 Re-signed center Willy Hernangómez and guard Didi Louzada...Sign forward Herb Jones

August 19, 2021 Re-signed guard Josh Hart...Signed guard Jose Alvarado and forward Daulton Hommes to two-way contracts

October 9, 2021 Waived forward Zylan Cheatham and guard Jared Harper...Signed center James Banks and guard Malcolm Hill

October 12, 2021 Waived center James Banks, guard Malcolm Hill and forward Wenyen Gabriel

October 13, 2021 Signed guard John Petty Jr.... Exercised fourth-year options on guard Nickeil Alexander-Walker, center Jaxson Hayes, and forward Zion Williamson, and a third-year option on guard Kira Lewis Jr.

October 15, 2021 Waived John Petty Jr.

October 20, 2021 Signed Jonas Valanciūnas to a multi-year contract extension.

November 10, 2021 Assigned guard Didi Louzada to the team's G League affiliate, the Birmingham Squadron...Transferred two-way player Jose Alvarado to Birmingham.

November 14, 2021 Recalled guard Didi Louzada from the team's G League affiliate, the Birmingham Squadron.

December 3, 2021 Signed free agent forward Gary Clark

TEAM HISTORY

December 6, 2021	Assigned center Jaxson Hayes and forward Trey Murphy III to the team's G League affiliate, the Birmingham Squadron...Transferred two-way player Jose Alvarado to Birmingham.
December 8, 2021	Recalled center Jaxson Hayes and forward Trey Murphy III from the team's G League affiliate, the Birmingham Squadron...Transferred two-way player Jose Alvarado from Birmingham.
December 13, 2021	Assigned center Jaxson Hayes and forward Trey Murphy III to the team's G League affiliate, the Birmingham Squadron...Transferred two-way player Jose Alvarado to Birmingham.
December 14, 2021	Recalled center Jaxson Hayes and forward Trey Murphy III from the team's G League affiliate, the Birmingham Squadron.
December 21, 2021	Signed guard Jared Harper from the team's G League affiliate, the Birmingham Squadron, to a two-way contract...Waived two-way player Daulton Hommes.
December 26, 2021	Signed forwards Anthony Tolliver and Justin James to 10-day contracts via the COVID hardship exception.
December 28, 2021	Signed forward Feron Hunt to a 10-day contract via the COVID hardship exception...Voided the contract of Anthony Tolliver.
January 7, 2022	Waived forward Gary Clark.
January 9, 2022	Waived two-way player Jared Harper...Signed forward Gary Clark to a two-way contract.
January 13, 2022	Assigned guard Didi Louzada to the team's G League affiliate, the Birmingham Squadron.
January 22, 2022	Assigned forward Naji Marshall and forward Trey Murphy III to the team's G League affiliate, the Birmingham Squadron.
January 24, 2022	Recalled Didi Louzada, Naji Marshall, and Trey Murphy III from the team's G League affiliate, the Birmingham Squadron.
January 28, 2022	Signed forward Wenyen Gabriel to a 10-day contract via the COVID hardship exception.
February 4, 2022	Signed forward Zylan Cheatham and guard Miye Oni to 10-day contracts via the COVID hardship exception.
February 8, 2022	Acquired CJ McCollum, Larry Nance Jr., and Tony Snell in a trade with the Portland Trail Blazers. In exchange, New Orleans conveyed Nickeil Alexander-Walker, Josh Hart, Didi Louzada, Tomáš Satoranský, a protected 2022 first round draft pick, and two future second round draft picks.
February 28, 2022	Assigned forward Trey Murphy III to the team's G League affiliate, the Birmingham Squadron.
March 2, 2022	Signed forward Alize Johnson to a 10-day contract...Recalled forward Trey Murphy III from the team's G League affiliate, the Birmingham Squadron.
March 6, 2022	Assigned forward Trey Murphy III to the team's G League affiliate, the Birmingham Squadron.
March 9, 2022	Recalled forward Trey Murphy III from the team's G League affiliate, the Birmingham Squadron.
March 11, 2022	Signed guard Tyrone Wallace to a 10-day contract...Released forward Alize Johnson.
March 12, 2022	Signed forward Alize Johnson 10-day contract via the COVID hardship exception.
March 21, 2022	Signed guard Tyrone Wallace to a second 10-day contract.
March 28, 2022	Signed guard Jose Alvarado to a multi-year contract.
March 29, 2022	Signed guard Jared Harper from the team's G League affiliate, the Birmingham Squadron, to a two-way contract.

2022-23

July 6, 2022	Signed forward Zion Williamson to a multi-year contract extension.
July 9, 2022	Signed rookie guard Dyson Daniels.
September 9, 2022	Signed forward Dereon Seabron to a two-way contract...Signed guard John Petty Jr. and guard/forward Daeqwon Plowden.
September 13, 2022	Signed free agent Izaiah Brockington to a two-way contract.
September 24, 2022	Signed forwards John Butler and Zylan Cheatham...Waived Izaiah Brockington.
September 26, 2022	Signed guard CJ McCollum to a multi-year contract extension.
September 28, 2022	Signed forward Larry Nance Jr. to a multi-year contract extension...Converted the contract of forward John Butler to a two-way contract.
October 11, 2022	Signed forward Kelan Martin and guard Javonte Smart...Waived two-way forward John Butler and guard John Petty Jr.
October 15, 2022	Waived Zylan Cheatham, Kelan Martin, Daeqwon Plowden and Javonte Smart.
October 16, 2022	Signed forward E.J. Liddell to a two-way contract.
February 9, 2023	Acquired guard Josh Richardson from San Antonio in exchange for guard Devonte' Graham and future second round picks.
April 6, 2023	Waived guard Dereon Seabron.
April 9, 2023	Signed guard Dereon Seabron to a two-way contract.

2023-24

July 3, 2022	Signed rookie guard Jordan Hawkins.
July 5, 2022	Waived guard Garrett Temple.
July 6, 2022	Re-signed guard/forward Herb Jones to a multi-year contract.
	Signed forward E.J. Liddell to a multi-year contract.
	Signed free agent center Cody Zeller.

TEAM HISTORY

September 30, 2023	Signed forward Kaiser Gates to a two-way contract...Signed guard Malcolm Hill, center Trey Jemison, guard/forward Tevian Jones, guard/forward Landers Nolley II and center Liam Robbins to exhibit-10 contracts.
October 12, 2023	Signed guard Jalen Crutcher to an exhibit-10 contract...Waived center Liam Robbins.
October 22, 2023	Waived guard Izaiah Brockington, guard Jalen Crutcher, guard Malcolm Hill, center Trey Jemison, guard/forward Tevian Jones...Awarded the two-way contract of forward Matt Ryan off waivers.
November 3, 2023	Waived forward Kaiser Gates...Signed forward/center Jeremiah Robinson-Earl to a two-way contract.
November 9, 2023	Assigned forward E.J. Liddell to the team's G League affiliate, the Birmingham Squadron.
November 22, 2023	Recalled forward E.J. Liddell from the team's G League affiliate, the Birmingham Squadron.
December 14, 2023	Assigned guard Kira Lewis Jr. to the team's G League affiliate, the Birmingham Squadron.
December 22, 2023	Recalled guard Kira Lewis Jr. from the team's G League affiliate, the Birmingham Squadron.
December 26, 2023	Assigned forward E.J. Liddell to the team's G League affiliate, the Birmingham Squadron.
December 28, 2023	Assigned guard Jordan Hawkins to the team's G League affiliate, the Birmingham Squadron.
December 31, 2023	Recalled guard Jordan Hawkins from the team's G League affiliate, the Birmingham Squadron.
January 4, 2024	Recalled forward E.J. Liddell from the team's G League affiliate, the Birmingham Squadron.
January 5, 2024	Assigned guard Kira Lewis Jr. to the team's G League affiliate, the Birmingham Squadron.
January 13, 2024	Recalled guard Kira Lewis Jr. from the team's G League affiliate, the Birmingham Squadron.
January 15, 2024	Assigned guard Kira Lewis Jr. and forward E.J. Liddell to the team's G League affiliate, the Birmingham Squadron.
January 17, 2024	Traded guard Kira Lewis Jr. and a 2024 second-round pick to the Indiana Pacers in exchange for cash considerations.
January 27, 2024	Signed forward Malcolm Hill to a 10-day contract.
February 1, 2024	Assigned forward Malcolm Hill and forward E.J. Liddell to the team's G League affiliate, the Birmingham Squadron.
February 12, 2024	Recalled forward E.J. Liddell from the team's G League affiliate, the Birmingham Squadron.
February 17, 2024	Converted the contract of forward/center Jeremiah Robinson-Earl to a standard NBA contract.
February 17, 2024	Assigned forward E.J. Liddell to the team's G League affiliate, the Birmingham Squadron.
February 21, 2024	Signed forward Malcolm Hill to a two-way contract...Signed guard Jalen Crutcher to a 10-day contract.
February 22, 2024	Recalled guard Jalen Crutcher and forward E.J. Liddell from the team's G League affiliate, the Birmingham Squadron.
February 24, 2024	Assigned forward E.J. Liddell to the team's G League affiliate, the Birmingham Squadron.
February 27, 2024	Assigned guard Jalen Crutcher to the team's G League affiliate, the Birmingham Squadron.
February 29, 2024	Signed guard Izaiah Brockington to a 10-day contract...Assigned guard Izaiah Brockington to the team's G League affiliate, the Birmingham Squadron.
March 3, 2024	Recalled guard Izaiah Brockington from the team's G League affiliate, the Birmingham Squadron.
March 4, 2024	Assigned guard Izaiah Brockington to the team's G League affiliate, the Birmingham Squadron.
March 9, 2024	Assigned guard Jordan Hawkins to the team's G League affiliate, the Birmingham Squadron.
March 12, 2024	Recalled guard Jordan Hawkins from the team's G League affiliate, the Birmingham Squadron.
March 13, 2024	Transferred guard Dyson Daniels to the team's G League affiliate, the Birmingham Squadron.
March 26, 2024	Recalled guard Dyson Daniels from the team's G League affiliate, the Birmingham Squadron.
March 28, 2024	Recalled guard E.J. Liddell from the team's G League affiliate, the Birmingham Squadron.
April 1, 2024	Converted the contract of forward Matt Ryan to a standard NBA contract.
April 13, 2024	

2024-25

June 25, 2024	Promoted Bryson Graham to General Manager.
June 26, 2024	Selected Yves Missi (Baylor) with 21st overall pick in the 2024 NBA Draft.
June 27, 2024	Acquired the draft rights to Antonio Reeves (47th overall pick in 2024 NBA Draft) from the Orlando Magic in exchange for future draft compensation.
July 6, 2024	Acquired Dejounte Murray in a trade with the Atlanta Hawks. In exchange, New Orleans conveyed Dyson Daniels, E.J. Liddell, Larry Nance Jr., Cody Zeller and two future first round draft picks.
July 8, 2024	Signed rookie center Yves Missi.
July 9, 2024	Signed free agent center Daniel Theis.
July 14, 2024	Signed center Karlo Matković to a standard contract and forward Jamal Gain to a two-way contract.
July 23, 2024	Signed rookie guard Antonio Reeves.
July 26, 2024	Awarded the two-way contract of center Trey Jemison off waivers.
August 22, 2024	Signed free agent guard/forward Javonte Green to a contract.
August 24, 2024	Waived forward Matt Ryan.
August 27, 2024	Signed free agent forward Matt Ryan.
September 24, 2024	Signed Izaiah Brockington, Keon Brooks Jr. and Galen Robinson Jr.
September 25, 2024	Signed guard Jalen Crutcher...Waived Galen Robinson Jr.
September 30, 2024	Signed guard Jose Alvarado to a multi-year contract extension.
October 1, 2024	Signed guard Adonis Arms...Waived guard Izaiah Brockington.
October 4, 2024	Exercised the third-year option on guard Jordan Hawkins.
October 11, 2024	Waived guard Adonis Arms and forward Matt Ryan...Signed forward Josh Oduro and guard Elfrid Payton.
October 14, 2024	Waived guard Jalen Crutcher...Signed guard Trahe Mitchell.

TEAM HISTORY

October 16, 2024	Waived Keion Brooks Jr., Trhae Mitchell, Josh Oduro and Elfrid Payton.
October 21, 2024	Waived guard Malcolm Hill...Signed forward Trey Murphy III to a multi-year contract extension...Awarded the contract of Brandon Boston off waivers, which has been subsequently converted to a two-way contract.
October 28, 2024	Assigned Karlo Matković and Antonio Reeves to the Birmingham Squadron, the team's G League affiliate.
October 31, 2024	Recalled Karlo Matković and Antonio Reeves from the Birmingham Squadron, the team's G League affiliate.
November 3, 2024	Signed free agent guard Jaylen Nowell.
November 5, 2024	Assigned Karlo Matković to the Birmingham Squadron, the team's G League affiliate.
November 18, 2024	Recalled Karlo Matković from the Birmingham Squadron, the team's G League affiliate.
November 20, 2024	Signed free agent guard Elfrid Payton...Waived guard Jalyen Nowell.
November 21, 2024	Assigned Karlo Matković to the Birmingham Squadron, the team's G League affiliate.
November 30, 2024	Recalled Karlo Matković from the Birmingham Squadron, the team's G League affiliate.
December 3, 2024	Assigned Karlo Matković and Antonio Reeves to the Birmingham Squadron, the team's G League affiliate...Waived guard Elfrid Payton.
December 5, 2024	Recalled Karlo Matković from the Birmingham Squadron, the team's G League affiliate.
December 8, 2024	Recalled Antonio Reeves from the Birmingham Squadron, the team's G League affiliate.
January 9, 2025	Assigned Antonio Reeves to the Birmingham Squadron, the team's G League affiliate...Signed Keion Brooks Jr. to a two-way contract...Waived Trey Jemison III.
January 13, 2025	Recalled Antonio Reeves from the Birmingham Squadron, the team's G League affiliate.
January 15, 2025	Assigned Antonio Reeves to the Birmingham Squadron, the team's G League affiliate.
January 25, 2025	Recalled Antonio Reeves from the Birmingham Squadron, the team's G League affiliate.
January 28, 2025	Assigned Karlo Matković and Antonio Reeves to the Birmingham Squadron, the team's G League affiliate.
January 30, 2025	Recalled Karlo Matković from the Birmingham Squadron, the team's G League affiliate.
February 1, 2025	Recalled Antonio Reeves from the Birmingham Squadron, the team's G League affiliate.
February 5, 2025	Traded Daniel Theis and a 2031 second round pick to Oklahoma City in exchange for cash considerations.
February 6, 2025	Acquired Bruce Brown Jr., Kelly Olynyk, a 2026 first round pick and a 2031 second round pick from the Toronto Raptors in exchange for Brandon Ingram.
February 20, 2025	Waived guard/forward Javonte Green.
February 26, 2025	Signed guard Brandon Boston to a standard NBA contract...Signed guard Jalen Crutcher to a two-way contract.
March 2, 2025	Signed guard Lester Quiñones to a two-way contract...Waived guard Jalen Crutcher.
March 3, 2025	Assigned Antonio Reeves to the Birmingham Squadron, the team's G League affiliate.
March 9, 2025	Recalled Antonio Reeves from the Birmingham Squadron, the team's G League affiliate.
March 10, 2025	Signed center Mo Bamba to a 10-Day contract.
March 21, 2025	Signed guard Elfrid Payton to a 10-Day contract.
April 2, 2025	Signed guard Elfrid Payton to a 10-Day contract.
April 3, 2025	Signed center Kylor Kelley to a 10-day contract.
April 11, 2025	Signed guard Elfrid Payton to a standard NBA contract.
April 13, 2025	Signed center Kylor Kelley via the NBA hardship exception.

TEAM HISTORY

DRAFT HISTORY

Year	Round	Player (Overall pick)	College	Draft Notes:
2002		No selections made		
2003	First	David West (18)	Xavier	* Traded to the Portland Trail Blazers in exchange for cash considerations
	Second	James Lang (48)	Central Park Christian School (HS)	
2004	First	J.R. Smith (18)	St. Benedict's Prep (HS)	^ Acquired from the Miami Heat for second round picks in the 2010 and 2012 NBA Drafts
	Second	Tim Pickett (44)	Florida State	
2005	First	Chris Paul (4)	Wake Forest	** Traded to Oklahoma City along with Morris Peterson in exchange for draft rights to Craig Brackins and Quincy Pondexter
	Second	Brandon Bass (33)	LSU	
2006	First	Hilton Armstrong (12)	Connecticut	^^ Traded to New York for Cash considerations
	First	Cedric Simmons (15)	North Carolina State	
	Second	Marcus Vinicius (43)	Brazil	*** Traded to Philadelphia in exchange for Jrue Holiday and draft rights to Pierre Jackson
2007	First	Julian Wright (13)	Kansas	*** Traded to Philadelphia in exchange for Jrue Holiday and draft rights to Pierre Jackson
	Second	Adam Haluska (43)	Iowa	
2008	First	Darrell Arthur (27)*	Kansas	*** Traded to Los Angeles Clippers for Cash considerations
2009	First	Darren Collison (21)	UCLA	
	Second	Marcus Thornton (43)*	LSU	
2010	First	Cole Aldrich (11)**	Kansas	**** Traded to Los Angeles Clippers in exchange for draft rights to Cheick Diallo
2011	Second	Josh Harrellson (45)**	Kentucky	**** Traded to Charlotte along with cash considerations in exchange for the draft rights to Frank Jackson
2012	First	Anthony Davis (1)	Kentucky	
	First	Austin Rivers (10)	Duke	
	Second	Darius Miller (46)	Kentucky	
2013	First	Nerlens Noel (6)***	Kentucky	**** Traded to Indiana for cash considerations
2014		No selections made		
2015	Second	Branden Dawson (56)***	Michigan State	**** Traded to Golden State in exchange for second round draft picks in the 2021 and 2023 NBA Drafts
2016	First	Buddy Hield (6)	Oklahoma	
	Second	David Michineau (39)****	France	
	Second	Diamond Stone (40)****	Maryland	***** Traded to Atlanta along with the draft rights to De'Andre Hunter, Solomon Hill and a future second round draft pick in exchange for the draft rights to Nickeil Alexander Walker, Jaxson Hayes and Marcos Louzada Silva
2017	Second	Dwayne Bacon (40)****	Florida State	
	Second	Edmond Sumner (52)****	Xavier	
2018	Second	Tony Carr (51)	Penn State	
2019	First	Zion Williamson (1)	Duke	
	Second	Alen Smailagic (39)*****	Santa Cruz (G League)	***** Traded to Utah in exchange for second round pick in 2022 NBA Draft
	Second	Jordan Bone (57)*****	Tennessee	
2020	First	Kira Lewis Jr. (13)	Alabama	***** Traded to Charlotte in exchange for 2024 second round pick in 2024 NBA Draft
	Second	Elijah Hughes (39)*****	Syracuse	
	Second	Nick Richards (42)*****	Kentucky	
	Second	Sam Merrill (60)*****	Utah State	***** Traded to Milwaukee along with Jrue Holiday in exchange for Eric Bledsoe, George Hill, the draft rights to R.J. Hampton, two future first round draft picks, and two pick swap options
2021	First	Ziaire Williams (10)*****	Stanford	
	Second	Herbert Jones (35)	Alabama	
	Second	Jared Butler (40)*****	Baylor	
	Second	Greg Brown III (43)*****	Texas	***** Traded to Memphis along with Steven Adams and Eric Bledsoe in exchange for Jonas Valanciunas and the draft rights to Trey Murphy III and Brandon Boston
2022	First	Dyson Daniels (8)	G League Ignite	
	Second	E.J. Liddell (41)	Ohio State	
	Second	Karlo Matkovic (52)	Mega Mozzart (Croatia)	
2023	First	Jordan Hawkins (14)	UConn	
2024	First	Yves Missi (21)	Baylor	***** Traded to Portland in exchange for a 2026 second round draft pick and cash considerations
	Second	Antonio Reeves (47)**	Kentucky	
2025	First	Jeremiah Fears (7)	Baylor	** Traded two future pick swaps to Orlando in exchange for the No. 47 overall pick in the 2024 NBA Draft.
	First	Asa Newell (23)**	Georgia	** Traded to Atlanta in exchange for the No. 13 pick in the 2025 NBA Draft and NOP's 2026 First Round Pick.

TEAM HISTORY

AWARD WINNERS

All-NBA Team

Jamal Mashburn	Third Team	2002-03
Baron Davis	Third Team	2003-04
Chris Paul	First Team	2007-08
Chris Paul	Second Team	2008-09
Chris Paul	Third Team	2010-11
Anthony Davis	First Team	2014-15
Anthony Davis	First Team	2016-17
Anthony Davis	First Team	2017-18

NBA All-Defensive Team

Chris Paul	Second Team	2007-08
Chris Paul	First Team	2008-09
Anthony Davis	Second Team	2014-15
Anthony Davis	Second Team	2016-17
Anthony Davis	First Team	2017-18
Jrue Holiday	First Team	2017-18
Jrue Holiday	Second Team	2018-19
Herb Jones	First Team	2023-24

NBA All-Rookie Team

Chris Paul	First Team	2005-06
Darren Collison	First Team	2009-10
Marcus Thornton	Second Team	2009-10
Anthony Davis	First Team	2012-13
Zion Williamson	First Team	2019-20
Herb Jones	Second Team	2021-22
Yves Missi	Second Team	2024-25

NBA Sportsmanship Award (Joe Dumars Trophy)

PJ Brown	2003-04
----------	---------

Twyman-Stokes Teammate of the Year Award

Jrue Holiday	2019-20
--------------	---------

NBA Rookie of the Year (Eddie Gottlieb Trophy)

Chris Paul (T-Mobile NBA Rookie of the Year)	2005-06
--	---------

NBA Most Improved Player Award

Brandon Ingram	2019-20
----------------	---------

NBA Coach of the Year

Byron Scott	2007-08
-------------	---------

NBA All-Star Game Most Valuable Player

Anthony Davis	2017
---------------	------

NBA Rising Stars Most Valuable Player

Jose Alvarado	2023
---------------	------

NBA Player of the Month

Jamal Mashburn	February	2003
Baron Davis	November	2003
Jamaal Magloire	April	2004
Chris Paul	December	2007
Chris Paul	March	2008
Chris Paul	November	2008
Chris Paul	March	2009
Chris Paul	January	2010
Anthony Davis	February	2018
Anthony Davis	March/April	2018

NBA Coach Of The Month

Paul Silas	April	2003
Byron Scott	January	2008
Byron Scott	December	2008
Monty Williams	January	2011
Willie Green	December	2022

NBA Rookie of the Month

J.R. Smith	Jan., Feb., March	2004-05
Chris Paul	Nov.-Apr.	2005-06
Darren Collison	February	2009-10
Buddy Hield	December	2016-17
Zion Williamson	February	2019-20
Yves Missi	December	2024-25

NBA Player of the Week

Baron Davis	28-Oct-03 through 2-Nov-03
Jamaal Magloire	5-April-04 through 11-April-04
Chris Paul	30-Jan-06 through 5-Feb-06
Chris Paul	24-Dec-07 through 30-Dec-07
Chris Paul	17-Mar-08 through 23-Mar-08
Chris Paul	28-Oct-08 through 2-Nov-08
Chris Paul	15-Dec-08 through 21-Dec-08
Chris Paul	12-Jan-09 through 18-Jan-09
David West	23-Feb-09 through 1-Mar-09
Chris Paul	16-Mar-09 through 22-Mar-09
Chris Paul	1-Nov-10 through 7-Nov-10
Greivis Vasquez	24-Dec-12 through 30-Dec-12
Anthony Davis	9-Mar-15 through 15-Mar-15
Anthony Davis	14-Nov-16 through 20-Nov-16
DeMarcus Cousins	23-Oct-17 through 29-Oct-17
Anthony Davis	20-Nov-17 through 26-Nov-17
Anthony Davis	26-Feb-18 through 4-Mar-18
Anthony Davis	11-Nov-18 through 18-Nov-18
Brandon Ingram	23-Dec-19 through 29-Dec-19
Brandon Ingram	22-Dec-20 through 27-Dec-20
Brandon Ingram	31-Jan-22 through 6-Feb-22
Zion Williamson	5-Dec-22 through 11-Dec-22
Brandon Ingram	20-March-23 through 26-March-23

TEAM HISTORY

ALL-STAR WEEKEND

All-Star Game Appearances

DATE	SITE	PLAYER	ROLE	MIN	FG	FGA	3P	3PA	FT	FTM	OFF	DEF	TOT	AST	ST	BLK	PTS	
9-Feb-03	Atlanta	Jamal Mashburn	Reserve	14	4	7	2	2	0	0	0	4	4	2	2	0	10	
15-Feb-04	Los Angeles	Baron Davis	Reserve	16	3	9	1	6	0	0	0	0	0	7	1	0	7	
15-Feb-04	Los Angeles	Jamaal Magloire	Reserve	21	9	16	0	0	1	2	3	5	8	0	1	1	19	
17-Feb-05	New Orleans	Chris Paul	Reserve	27	7	14	2	6	0	0	2	1	3	14	4	0	16	
17-Feb-08	New Orleans	David West	Reserve	16	3	6	0	0	0	0	2	2	4	1	0	0	6	
15-Feb-09	Phoenix	Chris Paul	Starter	29	7	14	0	1	0	0	1	6	7	14	3	0	14	
15-Feb-09	Phoenix	David West	Reserve	14	3	5	0	0	0	0	1	2	3	0	1	0	6	
14-Feb-10	Dallas	Chris Paul	Reserve								Selected - Did Not Participate (Injury)							
20-Feb-11	Los Angeles	Chris Paul	Starter	29	3	7	2	3	2	2	1	3	4	7	5	0	10	
16-Feb-14	New Orleans	Anthony Davis	Reserve	10	5	6	0	0	0	0	0	1	1	0	2	0	10	
15-Feb-15	New York	Anthony Davis	Starter								Selected - Did Not Participate (Injury)							
14-Feb-16	Toronto	Anthony Davis	Reserve	15	12	13	0	0	0	0	3	3	6	0	1	0	24	
19-Feb-17	New Orleans	Anthony Davis*	Starter	32	26	39	0	4	0	0	4	6	10	0	2	0	52	
18-Feb-18	Los Angeles	DeMarcus Cousins	Starter								Selected - Did Not Participate (Injury)							
18-Feb-18	Los Angeles	Anthony Davis	Starter	17	6	9	0	1	0	0	1	1	2	1	0	0	12	
17-Feb-19	Charlotte	Anthony Davis	Reserve	5	2	2	1	1	0	0	0	1	1	0	0	0	5	
16-Feb-20	Chicago	Brandon Ingram	Reserve	9	1	4	0	3	0	0	1	0	1	1	1	0	2	
7-Mar-21	Atlanta	Zion Williamson	Starter	14	5	9	0	0	0	0	1	0	1	0	0	0	10	
19-Feb-23	Utah	Zion Williamson	Starter								Selected - Did Not Participate (Injury)							

*Named Most Valuable Player

Rookie Challenge (Rookies vs. Sophomores)

DATE	SITE	PLAYER	ROLE	MIN	FG	FGA	3P	3PA	FT	FTM	OFF	DEF	TOT	AST	ST	BLK	PTS
17-Feb-06	Houston	Chris Paul	Starter	28	3	8	0	3	2	2	0	4	4	11	5	0	8
16-Feb-07	Las Vegas	Chris Paul	Starter	25	7	10	1	2	1	2	0	3	3	17	9	0	16

Rising Stars Challenge

DATE	SITE	PLAYER	ROLE	MIN	FG	FGA	3P	3PA	FT	FTM	OFF	DEF	TOT	AST	ST	BLK	PTS	
15-Feb-13	Houston	Anthony Davis	Starter	20	5	8	1	2	0	0	1	8	9	1	1	2	11	
14-Feb-14	New Orleans	Anthony Davis	Starter	28	8	14	0	0	0	0	2	6	8	4	3	2	16	
17-Feb-17	New Orleans	Buddy Hield	Starter	27	11	22	3	12	3	3	3	3	6	3	3	1	28	
14-Feb-20	Chicago	Nickell Alexander-Walker	Reserve	20	2	12	2	10	0	0	0	2	2	4	1	1	6	
14-Feb-20	Chicago	Nicolò Melli	Reserve	16	1	3	1	2	0	0	1	4	5	2	0	0	3	
14-Feb-20	Chicago	Zion Williamson	Starter	20	7	11	0	0	0	0	1	1	2	1	0	0	14	
Mar-21	Atlanta	Nickell Alexander-Walker									Selected - No Game							
Mar-21	Atlanta	Zion Williamson									Selected - No Game							
19-Feb-22	Cleveland	Herbert Jones		-	1	1	1	1	0	0	0	0	0	0	0	0	3	
17-Feb-23	Utah	Jose Alvarado		-	8	14	2	5	0	0	1	1	2	2	1	0	18	
17-Feb-23	Utah	Trey Murphy III		-	4	6	1	2	0	0	1	1	2	2	0	0	9	
16-Feb-24	Indiana	Dyson Daniels									Selected - Did Not Participate (Injury)							
16-Feb-24	Indiana	Jordan Hawkins		-	5	7	2	3	0	0	1	5	6	4	0	0	12	
14-Feb-25	San Francisco	Yves Missi									Selected - Did Not Participate (Injury)							

Three-Point Shootout

DATE	SITE	PLAYER	RESULT
9-Feb-03	Atlanta	David Wesley	Eliminated in first round – fifth place
16-Feb-08	New Orleans	Peja Stojakovic	Eliminated in first round – fourth place
16-Feb-13	Houston	Ryan Anderson	Eliminated in first round – third place
20-Feb-22	Cleveland	CJ McCollum	Eliminated in first round – fifth place

Slam Dunk Contest

DATE	SITE	PLAYER	RESULT
19-Feb-05	Denver	Chris Andersen	Eliminated in first round – fourth place
19-Feb-05	Denver	J.R. Smith	Eliminated in first round – third place
18-Feb-23	Utah	Trey Murphy III	Eliminated in final round - second place

TEAM HISTORY

Skills Challenge

DATE	SITE	PLAYER	RESULT
15-Feb-04	Los Angeles	Baron Davis	First place
18-Feb-06	Houston	Chris Paul	Third place
17-Feb-07	Las Vegas	Chris Paul	Fourth place
16-Feb-08	New Orleans	Chris Paul	Second place
13-Feb-16	Toronto	Anthony Davis	Eliminated in first round
18-Feb-17	New Orleans	Anthony Davis	Eliminated in first round

TEAM HISTORY

ALL-TIME COLLEGIATE ROSTER

Alabama.....	Alonzo Gee	Georgia Tech.....	Jose Alvarado	Michigan State.....	Morris Peterson
.....	Herbert Jones	Kenny Anderson	Steve Smith
.....	Kira Lewis Jr.	Derrick Favors	Minnesota.....	Bobby Jackson
Alabama-Birmingham.....	Trey Jemison	Jarrett Jack	Missouri State.....	Alize Johnson
.....	Cardell Johnson	Anthony Morrow	Nevada.....	Luke Babbitt
Arizona.....	Jerryd Bayless	Gonzaga.....	Dan Dickau	Kirk Snyder
.....	Solomon Hill	Kelly Olynyk	Nevada-Las Vegas.....	Lou Amundson
.....	Stanley Johnson	Hofstra.....	Speedy Claxton	Stacey Augmon
.....	Sean Rooks	Indiana.....	Eric Gordon	Christian Wood
Arizona State.....	Zylan Cheatham	Kirk Haston	New Mexico.....	Tony Snell
Arkansas.....	Jannero Pargo	Cody Zeller	North Carolina.....	George Lynch
Auburn.....	Jared Harper	Iowa.....	Ryan Bowen	Shammond Williams
Ball State.....	Bonzi Wells	Iowa State.....	Izaiah Brockington	North Carolina State.....	Dereon Seabron
Baylor.....	Yves Missi	Bryce Dejean-Jones	Cedric Simmons
.....	David Wesley	Marcus Fizer	Oakland.....	Jamal Cain
Belmont.....	Ian Clark	Jackson Vroman	Ohio State.....	E.J. Liddell
Blinn J.C. (TX).....	Chris Andersen	Jackson State.....	Trey Johnson	Oklahoma.....	Buddy Held
Bowling Green.....	Antonio Daniels	Cheick Diallo	Oklahoma State.....	Tony Allen
Bradley.....	Walt Lemon, Jr.	Devonte' Graham	Terrel Harris
Brigham Young.....	Jimmer Fredette	Xavier Henry	Desmond Mason
California.....	Ryan Anderson	Wayne Selden, Jr.	Oregon State.....	Kylor Kelley
.....	Sean Marks	Jeff Withey	Penn State.....	Tim Frazier
.....	Tyrone Wallace	Julian Wright	Pittsburgh.....	Steven Adams
California-Santa Barbara.....	Orlando Johnson	Kansas State.....	Wes Iwundu	Aaron Gray
.....	James Nunnally	Kentucky.....	Eric Bledsoe	Purdue.....	Carl Landry
Cal-State Fullerton.....	Bobby Brown	Brandon Boston	E'Twan Moore
Central Connecticut State.....	Corsley Edwards	DeMarcus Cousins	Radford.....	Javonte Green
Central Michigan.....	Chris Kaman	Anthony Davis	South Carolina.....	Sindarius Thornwell
Chattanooga.....	Matt Ryan	Wenyan Gabriel	South Dakota State.....	Nate Wolters
Cincinnati.....	Gary Clark	Archie Goodwin	South Florida.....	Solomon Jones
.....	Lance Stephenson	Andrew Harrison	St. Joseph's (PA).....	Langston Galloway
Clemson.....	Elden Campbell	Terrence Jones	Jameer Nelson
Cleveland State.....	Norris Cole	DeAndre Liggins	Stanford.....	Anthony Brown
Colorado State.....	Jason Smith	Jamaal Magloire	Josh Childress
Connecticut.....	Hilton Armstrong	Jamal Mashburn	Casey Jacobsen
.....	Jerome Dyson	Darius Miller	Robin Lopez
.....	Jordan Hawkins	Julius Randle	Syracuse.....	Jason Hart
.....	Emeka Okafor	Antonio Reeves	Wesley Johnson
Cornell.....	Jeff Foote	Rajon Rondo	Arinze Onuaku
Dayton.....	Charles Cooke	La Salle.....	Rasual Butler	James Southerland
.....	Jalen Crutcher	Lamar.....	Mike James	Hakim Warrick
.....	Brian Roberts	Lehigh.....	CJ McCollum	Darryl Watkins
Detroit Mercy.....	Willie Green	Long Beach State.....	James Ennis	Temple.....	Marc Jackson
Duke.....	Quinn Cook	Louisiana-Lafayette.....	Elfrid Payton	Tennessee.....	Josh Richardson
.....	Brandon Ingram	Brandon Bass	Texas.....	Mo Bamba
.....	Frank Jackson	Maurice Carter	Jordan Hamilton
.....	Jahlil Okafor	Josh Gray	Jaxson Hayes
.....	JJ Redick	Chris Johnson	Texas A&M.....	Jalen Jones
.....	Austin Rivers	Randy Livingston	Donald Sloan
.....	Lance Thomas	Garrett Temple	Texas Christian.....	Lee Nailon
.....	Zion Williamson	Marcus Thornton	Kenrich Williams
Duquesne.....	Mike James	Louisiana Tech.....	PJ Brown	Texas-San Antonio.....	Devin Brown
Yayetteville State.....	Darrell Armstrong	Louisville.....	Russ Smith	Tulane.....	Linton Johnson
Florida State.....	Toney Douglas	Maryland.....	Lonny Baxter	Tulsa.....	Will Magnay
Fresno State.....	Courtney Alexander	Greivis Vasquez	UCLA.....	Trevor Ariza
.....	Melvin Ely	McNeese State.....	Tierre Brown	Lonzo Ball
.....	Dominic McGuire	Memphis.....	Tyreke Evans	Darren Collison
George Washington.....	Pops Mensah-Bonsu	Lester Quiñones	Baron Davis
Georgetown.....	Patrick Ewing Jr.	Elliot Williams	Larry Drew II
.....	Henry Sims	Miami.....	Bruce Brown	Jrue Holiday
.....	DaJuan Summers	John Salmons	Jerome Moiso
.....	Hollis Thompson	Michigan.....	Robert Traylor	USC.....	Robert Pack

TEAM HISTORY

Valparaiso	Bryce Drew
Vanderbilt	Matt Freije
Villanova	Dante Cunningham
.....	Josh Hart
.....	Jeremiah Robinson-Earl
Virginia	Roger Mason, Jr.
.....	Trey Murphy III
Virginia Military Institute	Reggie Williams
Virginia Tech	Nickeil Alexander-Walker
Wake Forest	Al-Farouq Aminu
.....	James Johnson
.....	Chris Paul
.....	Rodney Rogers
.....	Ish Smith
.....	Darius Songaila
Washington	Keion Brooks Jr.
.....	Dejounte Murray
.....	Jaylen Nowell
.....	Quincy Pondexter
.....	Nate Robinson
.....	Isaiah Thomas
West Florida	Moochie Norris
Wichita State	Gal Mekel
Wingate	Junior Harrington
Wisconsin	Greg Stiemsma
Wyoming	Larry Nance Jr.
Xavier (Ohio)	Jordan Crawford
.....	Kaiser Gates
.....	Naji Marshall
.....	James Posey
.....	David West
.....	Aaron Williams
No College	Alexis Ajinca
.....	David Andersen
.....	Omer Asik
.....	Gustavo Ayon
.....	Marco Belinelli
.....	Dairis Bertans
.....	Omri Casspi
.....	Tyson Chandler
.....	Dyson Daniels
.....	Alex Garcia
.....	Willy Hernangómez
.....	Maciej Lampe
.....	Didi Louzada
.....	Arvydas Macijauskas
.....	Karlo Matković
.....	DJ Mbenga
.....	Nicolò Melli
.....	Nikola Mirotić
.....	Donatas Motiejunas
.....	Bostjan Nachbar
.....	Sasha Pavlovic
.....	Kendrick Perkins
.....	Tomáš Satoranský
.....	J.R. Smith
.....	Josh Smith
.....	Peja Stojakovic
.....	Daniel Theis
.....	Axel Toupane
.....	Jonas Valančiūnas
.....	Marcus Vinicius

218 players representing 104 colleges and universities.

30 players did not attend college.

TEAM HISTORY

ALL-TIME NUMERICAL ROSTER

00	Bruce Brown	5	Eric Bledsoe Elden Campbell Maurice Carter Speedy Claxton Josh Gray Mike James (2008)** Mike James (2018)** Cardell Johnson Herb Jones* Dominic McGuire Dejounte Murray Kendrick Perkins Josh Smith Lance Stephenson Marcus Thornton Reggie Williams Jeff Withey	Jrue Holiday Marcus Vinicius Shammond Williams	Arinze Onuaku Tony Snell Greivis Vasquez			
0	Nickeil Alexander-Walker* Al-Farouq Aminu Keion Brooks Jr. DeMarcus Cousins Orlando Johnson Didi Louzada Dereon Seabron			12	Steven Adams Alexis Ajinca* Chris Andersen* Kenny Anderson Hilton Armstrong Gary Clark Kaiser Gates Terrel Harris Trey Johnson Jalen Jones Donatas Motiejunas Antonio Reeves Donald Sloan Sindarius Thornwell*	22	Quinn Cook Patrick Ewing Jr. Derrick Favors Larry Nance Jr. Elfrid Payton* Brian Roberts Cedric Simmons DaJuan Summers	
1	Chris Andersen* Trevor Ariza Baron Davis Larry Drew II Tyreke Evans Andrew Harrison Jarrett Jack* Kirk Snyder Hakim Warrick Zion Williamson					23	Devin Brown Anthony Davis J.R. Smith	
2	Stacey Augmon Lonzo Ball Ian Clark Darren Collison Dan Dickau Tim Frazier* Jared Harper Jarrett Jack* Herb Jones* Darius Miller* Jannero Pargo Josh Richardson Nate Robinson Elliot Williams	6	Nickeil Alexander-Walker* Bobby Brown Tierre Brown Tyson Chandler Junior Harrington Jerome Moiso Arvydas Macijauskas Sasha Pavlovic Tyronne Wallace	13	Cheick Diallo Kira Lewis Jr. Kelly Olynyk	24	Tony Allen Jordan Hawkins Buddy Hield Alize Johnson Carl Landry Jamal Mashburn Desmond Mason Gal Mekel Morris Peterson* Isaiah Thomas Bonzi Wells	
3	Darrell Armstrong* Omer Asik Lonny Baxter Josh Hart Stanley Johnson Randy Livingston CJ McCollum Nikola Mirotic Anthony Morrow Chris Paul	8	Luke Babbitt Marco Belinelli Jamal Cain Josh Childress Archie Goodwin Bobby Jackson Jahlil Okafor* Naji Marshall Roger Mason, Jr. Steve Smith	14	Brandon Ingram Jameer Nelson Robert Pack Jason Smith		25	Jordan Hamilton Walt Lemon, Jr. Will Magnay Trey Murphy III Moochie Norris Austin Rivers Wayne Selden, Jr.
4	Mo Bamba Charles Cooke Jordan Crawford* Melvin Ely* James Ennis Devonte' Graham Javonte Green Xavier Henry Wes Iwundu Sean Marks Elfrid Payton* JJ Redick Ish Smith Jackson Vroman David Wesley Nate Wolters	9	Dairis Bertans Willy Hernangómez Terrence Jones George Lynch Jahlil Okafor* Morris Peterson* Rajon Rondo Russ Smith Darius Songaila	15	Jose Alvarado Gustavo Ayon Alonzo Gee Frank Jackson Maciej Lampe Robin Lopez John Salmons Sindarius Thornwell*		27	Jordan Crawford*
		10	Darrell Armstrong* Jalen Crutcher Tim Frazier* Langston Galloway Eric Gordon Jaxson Hayes Bostjan Nachbar Axel Toupane	16	Toney Douglas James Johnson Peja Stojakovic	28	D.J. Mbenga	
		11	David Andersen Brandon Boston Dyson Daniels Jerome Dyson Jason Hart	17	Lou Amundson Bryce Drew Karlo Matković Jonas Valančiūnas	30	Norris Cole Julius Randle David West	
				18	Omri Casspi Solomon Jones	31	Bryce Dejean-Jones Tomáš Satoranský James Southerland Darryl Watkins	
				20	Alex Garcia Chris Johnson Nicolò Melli Jaylen Nowell Quincy Pondexter Henry Sims	32	Courtney Alexander Jerryd Bayless Jimmer Fredette Wenyen Gabriel Casey Jacobsen E.J. Liddell Hollis Thompson Julian Wright	
				21	Izaiah Brockington Anthony Brown Marcus Fizer Jamaal Magloire Darius Miller* Yves Missi James Nunnally	33	Ryan Anderson Brandon Bass Dante Cunningham* Melvin Ely*	

TEAM HISTORY

	Willie Green Wesley Johnson Lee Nailon	37	Matt Ryan	45	Rasual Butler Zylan Cheatham Sean Rooks
34	Corsley Edwards Aaron Gray DeAndre Liggins Greg Stiemsma Robert Traylor Aaron Williams Kenrich Williams	40	Ryan Bowen Cody Zeller	50	Antonio Daniels Emeka Okafor Jeremiah Robinson-Earl
35	Matt Freije Kirk Haston Chris Kaman Kylor Kelley Christian Wood	41	James Posey Garrett Temple	54	Jeff Foote Rodney Rogers
		42	Alexis Ajinca* PJ Brown Lance Thomas	55	E'Twaun Moore Trey Jemison
		43	Linton Johnson		
		44	Dante Cunningham* Solomon Hill Marc Jackson Pops Mensah-Bonsu		

43 numbers have been worn by 248 players.

15 players have worn more than one number (*).

Two players named Mike James have worn number five for New Orleans (**).

Number seven has been retired to honor the legacy of New Orleans Jazz great "Pistol" Pete Maravich.

TEAM HISTORY

FRANCHISE FIRSTS

First Game: vs. Utah, 10/30/02
 First Win: 100-75 vs. Utah, 10/30/02
 First Loss: 84-79 at Chicago, 11/1/02
 First Road Win: at New York (97-91 OT Win), 11/10/02
 First Overtime Game: at New York (97-91 Win), 11/10/02
 First Overtime Win: at New York (97-91 Win), 11/10/02
 First Starting Lineup: F-Jamal Mashburn, F-PJ Brown, C-Jamaal Magloire, G-Baron Davis, G-David Wesley
 First Point: PJ Brown vs. Utah, 10/30/02 (13' jumper)
 First Field Goal Attempt: Baron Davis vs. Utah, 10/30/02 (miss)
 First Field Goal Made: PJ Brown vs. Utah, 10/30/02 (13' jumper)
 First Free Throw Made: PJ Brown vs. Utah, 10/30/02
 First Three-Point FG Attempt: Baron Davis vs. Utah, 10/30/02
 First Three-Point FG Made: Baron Davis vs. Utah, 10/30/02
 First Rebound: Jamal Mashburn vs. Utah, 10/30/02
 First Assist: Jamal Mashburn vs. Utah, 10/30/02
 First Steal: Baron Davis vs. Utah, 10/30/02
 First Blocked Shot: Robert Traylor vs. Utah, 10/30/02
 First 20-Plus Pts Game: 21 by Baron Davis vs. Utah, 10/30/02
 First 30-Plus Pts Game: 35 by Jamal Mashburn vs. Miami, 11/2/02
 First 40-Plus Pts Game: 50 by Jamal Mashburn vs. Memphis, 2/21/03
 First 10-Plus Reb Game: 10 by PJ Brown vs. Miami, 11/2/02
 First 20-Plus Reb Game: 20 by Jamaal Magloire vs. Indiana, 2/12/03
 First 10-Plus Asst Game: 10 by Baron Davis vs. Utah, 10/30/02
 First 20-Point-20 Rebound Game: 23 points, 21 rebounds by Jamaal Magloire at Toronto, 3/7/2004
 First 20-Plus Asst Game: 21 by Chris Paul at Los Angeles Lakers, 11/6/2008

ALL-TIME ATTENDANCE TOTALS

SEASON	REGULAR SEASON			NBA PLAYOFFS		
	GAMES	ATTENDANCE	AVERAGE	GAMES	ATTENDANCE	AVERAGE
2002-03	41	641,683	15,651	3	52,133	17,378
2003-04	41	587,613	14,332	3	47,557	15,852
2004-05	41	583,070	14,221	--	--	--
2005-06#	41	744,920	18,169	--	--	--
2006-07*	41	731,165	17,833	--	--	--
2007-08	41	581,432	14,181	7	126,009	18,001
2008-09	41	695,727	16,968	2	34,725	17,363
2009-10	41	620,366	15,131	--	--	--
2010-11	41	603,088	14,709	3	54,372	18,124
2011-12	33	498,618	15,110	--	--	--
2012-13	41	565,930	13,803	--	--	--
2013-14	41	672,029	16,391	--	--	--
2014-15	41	683,757	16,677	2	36,887	18,444
2015-16	41	688,549	16,793	--	--	--
2016-17	41	663,099	16,173	--	--	--
2017-18	41	673,920	16,437	4	74,159	18,540
2018-19	41	656,183	16,004	--	--	--
2019-20	32	528,176	16,506	--	--	--
2020-21*	36	93,120	2,587	--	--	--
2021-22	41	635,941	15,511	3	56,634	18,878
2022-23	41	687,691	16,773	--	--	--
2023-24	40	692,054	17,301	2	37,146	18,573
2024-25	41	689,400	16,815	--	--	--
TOTALS	879	14,217,531	16,175	29	482,476	17,918

#Played home games at four sites:
Oklahoma City (Ford Center, 36 games) - Avg. 18,717,
New Orleans, LA (New Orleans Arena, three games) - Avg. 17,485
Baton Rouge, LA (Pete Maravich Assembly Center, one game) - 7,302
Norman, OK (Lloyd Noble Center, one game) - 11,343

^ Played home games at two sites:
Oklahoma City (Ford Center, 35 games) - Avg. 17,951
New Orleans, LA (New Orleans Arena, six games) - Avg. 17,129

*Limited capacity due to COVID-19.

TEAM HISTORY

ALL-TIME PRESEASON RESULTS

DATE	OPPONENT	W/L	SCORE	SITE
10/7/2024	vs. Orlando	L	106-104	Smoothie King Center, New Orleans, La.
10/13/2024	at Miami	L	99-101	Kaseya Center, Miami, Fl.
10/15/2024	at Houston	L	98-118	Toyota Center, Houston, Texas
10/10/2023	vs. Orlando	L	105-122	Smoothie King Center, New Orleans, La.
10/12/2023	vs. Houston	L	87-120	Legacy Arena, Birmingham, Al.
10/14/2023	at Atlanta	L	105-110	Gateway Center Arena, College Park, Ga.
10/17/2023	at Orlando	W	104-92	Amway Center, Orlando, Fl.
10/4/2022	at Chicago	L	129-125	United Center, Chicago, Ill.
10/7/2022	vs. Detroit	W	107-101	Smoothie King Center, New Orleans, La.
10/9/2022	at San Antonio	W	111-97	AT&T Center, San Antonio, Tx.
10/12/2022	at Miami	L	103-120	FTX Arena, Miami, Fl.
10/14/2022	vs Atlanta	W	120-111	Legacy Arena, Birmingham, Al.
10/4/2021	at Minnesota	L	114-117	Target Center, Minneapolis, Mn.
10/6/2021	vs. Orlando	W	104-86	Smoothie King Center, New Orleans, La.
10/8/2021	at Chicago	L	85-121	United Center, Chicago, Ill.
10/11/2021	at Utah	L	96-127	Vivint Arena, Salt Lake City, Utah
12/14/2020	at Miami	W	114-92	American Airlines Arena, Miami, Fl.
12/18/2020	vs. Milwaukee	W	127-113	Smoothie King Center, New Orleans, La.
7/22/2020	at Brooklyn	W	99-68	The Arena (WWOS), Orlando, Fl.
7/25/2020	Denver	W	119-104	The Arena (WWOS), Orlando, Fl.
7/27/2020	at Milwaukee	W	124-103	The Arena (WWOS), Orlando, Fl.
10/7/2019	at Atlanta	W	133-109	State Farm Arena, Atlanta, Ga.
10/9/2019	at Chicago	W	127-125	United Center, Chicago, Ill.
10/11/2019	Utah	W	128-127	Smoothie King Center, New Orleans, La.
10/13/2019	at San Antonio	W	123-114	AT&T Center, San Antonio, Texas
10/18/2019	at New York	W	117-116	Madison Square Garden, New York, N.Y.
9/30/2018	at Chicago	L	116-128	United Center, Chicago, Ill.
10/1/2018	at Atlanta	L	102-116	McCamish Pavilion, Atlanta, Ga.
10/5/2018	at New York	L	100-106	Madison Square Garden, New York, N.Y.
10/10/2018	at Miami	L	128-140	American Airlines Arena, Miami, Fl.
10/11/2018	Toronto	L	119-134	Smoothie King Center, New Orleans, La.
10/3/2017	Chicago	L	109-113	Smoothie King Center, New Orleans, La.
10/6/2017	at Oklahoma City	L	19-102	Chesapeake Energy Arena, Oklahoma City, Okla.
10/8/2017	at Chicago	W	108-95	United Center, Chicago, Ill.
10/13/2017	at Memphis	L	101-142	FedEx Forum, Memphis, Tenn.
10/1/2016	Dallas	W	116-102	CenturyLink Center, Bossier City, La.
10/4/2016	Indiana	L	96-113	Smoothie King Center, New Orleans, La.
10/9/2016	Houston	L	117-123	Mercedes-Benz Arena, Shanghai, China
10/12/2016	Houston	L	104-116	LeSports Center, Beijing, China
10/18/2016	at Atlanta	L	89-96	Phillips Arena, Atlanta, Ga.
10/20/2016	Orlando	L	111-114	Amway Center, Orlando, Fl.
10/3/2015	at Indiana	W	110-105	Bankers Life Field House, Indianapolis, Ind.
10/9/2015	vs. Atlanta	L	93-103	Veterans Memorial Arena, Jacksonville, Fl.
10/12/2015	at Chicago	W	123-115	United Center, Chicago, Ill.
10/17/2015	vs. Sacramento	L	98-107	Rupp Arena, Lexington Ky.
10/19/2015	at Houston	L	100-120	Toyota Center, Houston, Tx.
10/21/2015	at Orlando	L	107-110 (OT)	Amway Center, Orlando, Fl.
10/23/2015	Miami	W	93-90	Smoothie King Center, New Orleans, La.
10/4/2014	at Miami	W	98-86	KFC Yum! Center, Louisville, Ky.
10/6/2014	at Atlanta	L	87-93	Phillips Arena, Atlanta, Ga.
10/8/2014	Washington	L	89-94	Veterans Memorial Arena, Jacksonville, Fl.
10/14/2014	Houston	W	117-98	Smoothie King Center, New Orleans, La.
10/16/2014	Oklahoma City	W	120-86	Smoothie King Center, New Orleans, La.
10/20/2014	at Washington	W	88-84	Baltimore Arena, Baltimore, Md.
10/23/2014	Dallas	W	88-85	CenturyLink Center, Bossier City, La.
10/5/2013	at Houston	W	116-115	Toyota Center, Houston, Tx.
10/7/2013	at Dallas	W	94-92	American Airlines Center, Dallas, Tx.
10/9/2013	at Orlando	W	99-95	Veterans Memorial Arena, Jacksonville, Fl.
10/13/2013	Atlanta	W	105-73	Mississippi Coast Coliseum, Biloxi, Ms.
10/17/2013	at Oklahoma City	W	105-102	BOK Center, Tulsa, Ok.
10/19/2013	Washington	W	93-89	Rupp Arena, Lexington, Ky.

TEAM HISTORY

DATE	OPPONENT	W/L	SCORE	SITE
10/23/2013	Miami	L	95-108	New Orleans Arena, New Orleans, La.
10/25/2013	at Orlando	W	101-82	New Orleans Arena, New Orleans, La.
10/7/2012	Orlando	W	85-80	Mexico City Arena, Mexico City, Mx.
10/9/2012	Charlotte	W	97-82	New Orleans Arena, New Orleans, La.
10/11/2012	at Charlotte	W	90-87	North Charleston Coliseum, Charleston, S.C.
10/12/2012	at Houston	L	75-95	Toyota Center, Houston, Texas
10/18/2012	at Atlanta	L	68-97	Phillips Arena, Atlanta, Ga.
10/22/2012	at Dallas	L	74-87	American Airlines Center, Dallas, Texas
10/24/2012	Houston	L	90-97	New Orleans Arena, New Orleans, La.
10/26/2012	at Miami	W	96-89	American Airlines Arena, Miami, Fl.
12/16/2011	at Memphis	W	97-90	FedEx Forum, Memphis, Tn.
12/21/2011	Memphis	W	95-80	New Orleans Arena, New Orleans, La.
10/9/2010	Memphis	L	90-97	New Orleans Arena, New Orleans, La.
10/10/2010	at Orlando	L	81-135	Amway Center, Orlando, Fla.
10/13/2010	Miami	W	90-76	New Orleans Arena, New Orleans, La.
10/15/2010	at Indiana	L	98-101	Conseco Fieldhouse, Indianapolis, Ind.
10/16/2010	Atlanta	L	74-84	Health Alliance Cen., Johnson City, Tenn.
10/18/2010	at Memphis	L	91-96	FedEx Forum, Memphis, Tenn.
10/20/2010	at Charlotte	L	98-105	Time Warner Cable Arena, Charlotte, N.C.
10/21/2010	at Oklahoma City	L	86-101	Okla. City Arena, Oklahoma City, Okla.
10/7/2009	Atlanta	L	102-108	Phillips Arena, Atlanta, Ga.
10/8/2009	Charlotte	L	101-108	Greensboro Coliseum, Greensboro, N.C.
10/10/2009	Oklahoma City	W	88-79	New Orleans Arena, New Orleans, La.
10/13/2009	vs. Orlando	L	86-121	Charles Koch Arena, Withita, Kansas
10/15/2009	at Miami	L	81-97	Sprint Center, Kansas City, Mo.
10/17/2009	vs. Indiana	W	108-96	New Orleans Arena, New Orleans, La.
10/22/2009	at Golden State	L	92-126	ORACLE Arena, Oakland, Calif.
10/23/2009	at L.A. Clippers	L	88-91	STAPLES Center, Los Angeles, Calif.
10/5/2008	Golden State	W	106-103	New Orleans Arena, New Orleans, La.
10/8/2008	at Indiana	W	105-71	Indiana Fairgrounds, Indianapolis, Ind.
10/10/2008	at San Antonio	W	89-84	AT&T Center, San Antonio, Texas
10/14/2008	Washington	W	96-80	O2 World, Berlin, Germany
10/17/2008	Washington	W	102-80	Palau Sant Jordi, Barcelona, Spain
10/21/2008	Indiana	W	101-96	New Orleans Arena, New Orleans, La.
10/23/2008	Miami	W	100-80	USA Mitchell Center, Mobile, Ala.
10/9/2007	Houston	W	94-92	Ford Center, Oklahoma City, Okla.
10/10/2007	at Indiana	L	96-101	Conseco Fieldhouse, Indianapolis, Ind.
10/13/2007	at Phoenix	W	111-106	US Airways Center, Phoenix, Ariz.
10/15/2007	Indiana	L	104-117	New Orleans Arena, New Orleans, La.
10/19/2007	Miami	W	92-85	Mississippi Coast Coliseum, Biloxi, Miss.
10/21/2007	at Dallas	L	97-103	American Airlines Center, Dallas, Texas
10/24/2007	Atlanta	L	98-107	New Orleans Arena, New Orleans, La.
10/26/2007	at Charlotte	W	111-100	Joel Coliseum, Winston-Salem, N.C.
10/10/2006	vs. Dallas	W	84-81	Ford Center, Oklahoma City, Okla.
10/13/2006	vs. Orlando	L	85-100	Ford Center, Oklahoma City, Okla.
10/17/2006	at Miami	L	105-109	American Airlines Arena, Miami, Fla.
10/19/2006	vs. Golden State	L	103-112	STAPLES Center, Los Angeles, Calif.
10/20/2006	at L.A. Lakers	L	106-113	STAPLES Center, Los Angeles, Calif.
10/22/2006	at Sacramento	L	93-117	Lawler Events Center, Reno, Nv.
10/24/2006	at Sacramento	W	84-81	ARCO Arena, Sacramento, Calif.
10/13/2005	at Denver	W	100-90	Pepsi Center, Denver, Colo.
10/15/2005	at Orlando	L	83-101	St. Petersburg Forum, St. Petersburg, Fla.
10/18/2005	Atlanta	L	94-97	ALLTEL Arena, Little Rock, Ark.
10/20/2005	San Antonio	L	90-97	CenturyTel Center, Bossier City, La.
10/23/2005	Denver	L	93-97	Ford Center, Oklahoma City, Okla.
10/25/2005	Miami	W	111-91	Maravich Assembly Center, Baton Rouge, La.
10/27/2005	Houston	W	89-88	Ford Center, Oklahoma City, Okla.
10/28/2005	at Atlanta	L	90-104	Columbus Civic Center, Columbus, Ga.
10/13/2004	Dallas	W	94-87	New Orleans Arena, New Orleans, La.
10/15/2004	at Chicago	L	100-103	United Center, Chicago, Ill.
10/16/2004	L.A. Clippers	W	105-95	Cajundome, Lafayette, La.
10/19/2004	Philadelphia	W	92-89	New Orleans Arena, New Orleans, La.
10/21/2004	Orlando	L	91-92	Mississippi Coast Coliseum, Biloxi, Miss.
10/23/2004	at Sacramento	L	87-92	ARCO Arena, Sacramento, Calif.
10/24/2004	at L.A. Clippers	L	93-97	STAPLES Center, Los Angeles, Calif.
10/8/2003	Orlando	W	105-98	Maravich Assembly Center, Baton Rouge, La.
10/11/2003	at Dallas	L	99-110	American Airlines Center, Dallas, Texas

TEAM HISTORY

DATE	OPPONENT	W/L	SCORE	SITE
10/12/2003	at Houston	W	89-71	Toyota Center, Houston, Texas
10/14/2003	at Orlando	W	89-84	TD Waterhouse Centre, Orlando, Fla.
10/16/2003	Chicago	L	91-101	New Orleans Arena, New Orleans, La.
10/18/2003	Washington	W	87-85	New Orleans Arena, New Orleans, La.
10/20/2003	Philadelphia	W	102-85	Ted Constant Convocation Center, Norfolk, Va.
10/22/2003	at San Antonio	L	79-103	SBC Center, San Antonio, Texas
10/9/2002	at Indiana	L	74-95	Conseco Fieldhouse, Indianapolis, Ind.
10/10/2002	at Indiana	W	95-93	Roberts Stadium, Evansville, Ind.
10/12/2002	San Antonio	L	76-93	Mississippi Coast Coliseum, Biloxi, Miss.
10/15/2002	at Orlando	L	90-103	TD Waterhouse Centre, Orlando, Fla.
10/17/2002	Washington	L	78-88	New Orleans Arena, New Orleans, La.
10/19/2002	Washington	W	99-92	Greensboro Coliseum, Greensboro, N.C.
10/22/2002	Atlanta	L	87-85	New Orleans Arena, New Orleans, La.
10/25/2002	at Atlanta	L	69-90	Philips Arena, Atlanta, Ga.

ALL-TIME PRESEASON RECORDS

Year-by-Year Preseason Records

YEAR	OVERALL	HOME	NBA ROAD	NEUTRAL*
2024-25	1-2	1-0	0-2	0-0
2023-24	1-3	0-1	1-0	0-2
2022-23	4-1	1-0	2-1	1-0
2021-22	1-3	1-0	0-3	0-0
2020-21	2-0	1-0	1-0	0-0
2019-20	8-0	1-0	4-0	3-0
2018-19	0-5	0-1	0-3	0-1
2017-18	1-3	0-1	1-2	0-0
2016-17	1-5	0-1	0-2	1-2
2015-16	3-4	1-0	2-2	0-2
2014-15	5-2	2-0	0-1	3-1
2013-14	7-1	0-1	3-0	4-0
2012-13	4-4	1-1	1-3	2-0
2011-12	2-0	1-0	1-0	0-0
2010-11	1-7	1-1	0-5	0-1
2009-10	2-6	2-0	0-3	0-3
2008-09	7-0	2-0	1-0	4-0
2007-08	4-4	0-2	1-2	3-0
2006-07	2-5	1-1	1-2	0-2
2005-06	3-5	1-1	1-2	1-2
2004-05	3-5	2-0	0-4	1-1
2003-04	5-3	1-1	2-2	2-0
2002-03	2-6	0-2	0-3	2-1
TOTALS	69-74	20-14	22-42	27-18

*Denotes games played in non-NBA venue

RECORDS



RECORDS

TEAM HIGHS

Most Points

Season	9,466		2018-19
Game	153	vs. UTA	23-Jan-24
1st Half	80	vs. MIN	14-Nov-14
		vs. LAC	18-Jan-20
2nd Half	85	at SAS	17-Dec-23
1st Quarter	48	vs. IND	1-Mar-24
2nd Quarter	47	at WAS	13-Dec-23
3rd Quarter	48	at BKN	4-Nov-19
4th Quarter	45	vs. CHI	3-Mar-21
Overtime	28	at CHI	2-Dec-13

Most Field Goals Made

Season	3,581		2018-19
Game	60	vs. UTA	23-Jan-24
Half	33	at SAS	17-Dec-23
Quarter	20	vs. IND (1st)	1-Mar-24
Overtime	10	at CHI (3OT)	2-Dec-13

Most Field Goals Attempted

Season	7,563		2018-19
Game	114	at PHX (2OT)	6-Feb-08
		at DAL (OT)	4-Mar-20
Game (reg)	107	vs. MIL	12-Mar-19
Half	57	3 times; most recently: vs. MIL (1st)	12-Mar-19
Quarter	33	5 times; most recently: at TOR (4th)	5-Mar-24
Overtime	26	at CHI (3OT)	2-Dec-13

Highest Field Goal Percentage

Season	.486	(3,484-7165)	2023-24
Game	.667	vs. MIN	14-Nov-14
Half	.721	vs. MIN (1st)	14-Nov-14
Quarter	.909	vs. IND (1st)	1-Mar-24
Overtime	1.000	at HOU (4-4) vs. UTA (4-4)	14-Jan-11 16-Jan-20

Most Three-Point Field Goals Made

Season	1023		2023-24
Game	25	vs. CHA	17-Jan-24
Half	15	at MEM (1st)	20-Jan-20
Quarter	10	at GSW (2nd) vs. TOR (3rd)	12-Apr-24 5-Feb-24

Most Three-Point Field Goals Attempted

Season	2,839		2024-25
Game	51	at MIL	1-Jan-22
Half	29	vs. GSW (1st) vs. UTA (2nd)	17-Nov-19 17-Jan-25
Quarter	18	at PHX (1st)	6-Apr-18

Highest Three-Point Field Goal Percentage

Season	.389	(630-1,621)	2007-08
Game	.800	vs. SAS (12-15) at MIN (4-5)	22-Jan-11 11-Feb-06

Most Free Throws Made

Season	1,649		2005-06
Game	46	vs. TOR (46-60) (OT)	21-Mar-04
Game (reg)	42	vs. MIA (42-46)	10-Mar-04
Half	34	vs. TOR (34-42) (2nd)	21-Mar-04
Quarter	21	vs. TOR (21-28) (4th)	2-Jan-21

Most Free Throws Attempted

Season	2,176		2005-06
Game	60	vs. TOR (46-60) (OT)	21-Mar-04
Game (reg)	47	vs. TOR (36-47)	2-Jan-21
Half	42	vs. TOR (34-42) (2nd)	21-Mar-04
Quarter	28	vs. TOR (21-28) (4th)	2-Jan-21

Highest Free Throw Percentage

Season	.807	(1479-1833)	2008-09
Game	1.000	35 times; most recently: at SAS (11-11)	15-Mar-25

Most Rebounds

Season	3,878		2018-19
Game	71	vs. MIL (2OT)	8-Feb-07
Game (reg)	70	vs. CLE	12-Mar-21
Half	41	vs. CLE (2nd)	12-Mar-21
Quarter	24	vs. MIA (4th)	10-Mar-04
Overtime	16	vs. MIL	8-Feb-07

Most Offensive Rebounds

Season	1,097		2002-03
Game	31	vs. MIL (2OT)	8-Feb-07
Game (reg)	26	vs. SEA	23-Feb-07
	26	vs. ORL	28-Oct-14
Half	17	3 times; most recently: vs. ORL (1st)	28-Oct-14
Quarter	13	vs. ORL (2nd)	28-Oct-14

Most Defensive Rebounds

Season	2,969		2018-19
Game	52	vs. SAS	23-Mar-25
Half	27	3 times; most recently: vs. LAC (1st)	13-Jan-22
Quarter	18	vs. MIA (4th)	10-Mar-04

Most Assists

Season	2,216		2018-19
Game	41	vs. UTA	23-Jan-24
Half	24	vs. HOU (1st)	26-Jan-18
Quarter	16	vs. CHA (1st)	17-Jan-24
Overtime	6	at CHI (3OT)	2-Dec-13

Most Steals

Season	708		2003-04
Game	21	vs. IND	8-Jan-16
Half	13	at PHX (1st)	2-Nov-21
Quarter	9	3 times; most recently: at ATL (1st)	20-Mar-22

Most Personal Fouls

Season	1,883		2004-05
Game	35	at SAC	3-Mar-14
Half	24	vs. MIN (2nd)	13-Jan-12
		vs. LAC (2nd)	20-Mar-16
Quarter	15	4 times; most recently: vs. LAC (4th)	20-Mar-16

Most Turnovers

Season	1,228		2003-04
Game	33	at WAS	12-Dec-04
Half	19	at WAS (1st)	12-Dec-04
Quarter	12	at WAS (1st) at LAC (1st)	12-Dec-04 12-Nov-06

Most Blocked Shots

Season	523		2013-14
Game	18	vs. CHA	2-Nov-13
Half	10	5 times; most recently: at MEM (1st)	18-Oct-17
Quarter	8	at MEM (1st)	18-Oct-17

RECORDS

TEAM LOWS

Fewest Points

Season	7,252	(88.4)	2004-05
Game (reg)	62	vs. PHI	7-Nov-12
Game (OT)	74	vs. TOR	15-Jan-04
1st Half	23	at PHI	12-Dec-10
2nd Half	16	at LAC	1-Mar-06
1st Quarter	9	at LAC	21-Dec-04
2nd Quarter	7	at CHA	7-Nov-08
3rd Quarter	7	vs. IND	22-Dec-12
4th Quarter	6	vs. SEA	4-Apr-07
		at HOU	26-Apr-12
Overtime	4	3 times; most recently vs. CHI	29-Jan-10

Fewest Field Goals Made

Season	2,718		2004-05
Game	21	at WAS	12-Dec-04
Half	5	at LAC (2nd)	1-Mar-06
Quarter	1	3 times; most recently: at HOU (4th)	26-Apr-12
Overtime	1	5 times; most recently: at NYK	18-Apr-21

Fewest Field Goals Attempted

Season	6,366		2008-09
Game	59	vs. LAC	22-Mar-12

Lowest Field Goal Percentage

Season	.415	(2,718-6,556)	2004-05
Game	.289	vs. PHX	30-Dec-11
Half	.143	at PHI (1st)	12-Dec-10
Quarter	.048	at PHI (2nd)	12-Dec-10
Overtime	.143	at NYK	18-Apr-21

Fewest Three-Point Field Goals Made

Season	300		2005-06
Game	0	10 times; most recently: vs. POR	16-Jan-12

Fewest Three-Point Field Goals Attempted

Season	885		2005-06
Game	3	vs. BOS	7-Dec-05
		vs. CHI	8-Feb-12

Lowest Three-Point Field Goal Percentage

Season	.315	(415-1,316)	2004-05
Game	.000	10 times; most without a make: 15 at SAC	1-Jan-12

Fewest Free Throws Made

Season	1,269		2012-13
Game	2	vs. PHX	17-Nov-04
Half	0	Several times; most recently: at MIL	10-Apr-25

Fewest Free Throws Attempted

Season	1,636		2012-13
Game	2	vs. PHX	17-Nov-04

Lowest Free Throw Percentage

Season	.729	(1,229-1,687)	2019-20
		(1,369-1,878)	2020-21
Game	.333	vs. ATL (4-12)	1-Jan-13

Fewest Rebounds

Season	3,255		2008-09
Game	23	at UTA	27-Mar-06

Fewest Offensive Rebounds

Season	703		2016-17
Game	1	vs. POR	18-Nov-16

Fewest Defensive Rebounds

Season	2,281		2004-05
Game	16	vs. DAL	1-Dec-21

Fewest Assists

Season	1,519		2005-06
Game	4	at PHI	12-Dec-10

Fewest Steals

Season	520		2012-13
Game	0	vs. LAL	5-Feb-11

Fewest Personal Fouls

Season	1,490		2016-17
Game	8	vs. GSW	3-May-21

Fewest Turnovers

Season	974		2007-08
Game	4	at MIN	17-Nov-07
		at MIN	8-Feb-16

Fewest Blocked Shots

Season	300		2009-10
Game	0	33 times; most recently: at MIL	10-Apr-25

RECORDS

OPPONENT TEAM HIGHS

Most Points

Season	9,779		2024-25
Game	153	vs. MIA	11-Apr-25
1st Half	87	at LAL	9-Feb-24
2nd Half	82	at DEN	17-Nov-17
		vs. MIA	11-Apr-25
1st Quarter	49	at SAC	6-Aug-20
2nd Quarter	51	at LAL	9-Feb-24
3rd Quarter	55	at MEM	9-Apr-22
4th Quarter	43	5 times; most recently: vs. MIA	11-Apr-25
Overtime	29	at GSW	23-Nov-04

Most Field Goals Made

Season	3,585		2024-25
Game	58	vs. MIA	11-Apr-25
Half	34	at MIA (2nd)	11-Apr-25
Quarter	20	at MEM (3rd)	9-Apr-22

Most Field Goals Attempted

Season	7,610		2018-19
Game	114	at BKN (20T)	10-Feb-18
Game (reg)	109	at SAC	7-Apr-19
Half	59	vs. DEN (1st)	24-Jan-20
Quarter	33	vs. DEN (2nd) at CHA (1st)	24-Jan-20 9-May-21

Highest Field Goal Percentage

Season	.483	(3,250-6,730)	2009-10
		(3,585-7,419)	2024-25
Game	.687	vs. DAL	1-Dec-21
Half	.744	at DEN (2nd)	17-Nov-17
Quarter	.857	vs. CHI (3rd)	8-Nov-03

Most Three-Point Field Goals Made

Season	1,199		2024-25
Game	27	at OKC	10-Feb-25
Half	16	at LAC (1st) at IND (2nd)	1-Aug-20 5-Feb-21
Quarter	11	6 times; most recently: at ATL (3rd)	6-Apr-21

Most Three-Point Field Goals Attempted

Season	3,289		2024-25
Game	61	at HOU (24-61)	16-Dec-16
Half	32	at OKC (2nd) at LAL (1st)	10-Feb-25 4-Mar-25
Quarter	20	at OKC (4th)	10-Feb-25

Most Free Throws Made

Season	1,644		2004-05
Game	39	at DAL	11-Jan-14
Half	25	vs. GSW (2nd) at HOU (2nd)	19-Jan-13 19-Mar-23
Quarter	18	3 times; most recently: vs. SAS	9-Aug-20

Most Free Throws Attempted

Season	2,176		2013-14
Game	49	at LAL	26-Mar-06
Half	31	at CLE (2nd) at SAC (2nd)	20-Feb-13 23-Dec-13
Quarter	25	at HOU (4th)	12-Apr-15

Highest Free Throw Percentage

Season	.790	(1,197-1,516)	2020-21
Game	1.000	23 times; most recently: at MEM (8-8)	24-Jan-25

Most Rebounds

Season	3,963		2016-17
Game	65	at LAL at ORL	22-Dec-04 20-Mar-19
Half	37	vs. PHI (1st) vs. GSW (2nd)	25-Feb-19 30-Oct-23
Quarter	24	at OKC (2nd)	4-Dec-16
Overtime	15	vs. MEM	5-Dec-16

Most Offensive Rebounds

Season	972		2003-04
			2024-25
Game	24	vs. DEN	24-Jan-20
Half	16	at BOS (2nd)	3-Jan-14
Quarter	12	at DET (4th)	17-Jan-09

Most Defensive Rebounds

Season	3,091		2016-17
Game	50	at PHI	9-Feb-18
Half	31	at LAL (2nd)	7-Dec-23
Quarter	18	vs. DET (1st)	17-Mar-25

Most Assists

Season	2,349		2024-25
Game	41	3 times; most recently: at MEM	9-Apr-22
Half	24	vs. CHA at MEM	11-Mar-22 9-Apr-22
Quarter	16	at MEM (3rd)	9-Apr-22

Most Steals

Season	739		2024-25
Game	20	at WAS	12-Dec-04
Half	11	at SAC (1st) vs. OKC (1st)	6-Apr-04 20-Nov-17
Quarter	7	Several times; most recently: vs. POR (2nd)	8-Jan-25

Most Personal Fouls

Season	1,910		2005-06
Game	33	3 times; most recently: vs. PHX	16-Mar-19
Half	21	4 times; most recently: vs. CLE (2nd)	9-Jan-19
Quarter	14	vs. UTA (4th) at WAS (2nd)	28-Mar-14 19-Dec-17

Most Turnovers

Season	1,282		2003-04
Game	30	at NJN	10-Dec-04
Half	19	vs. ATL (2nd)	29-Oct-03
Quarter	13	vs. ATL (3rd)	29-Oct-03

Most Blocked Shots

Season	504		2013-14
Game	19	at MEM	10-May-21
Half	11	at IND at DAL (1st)	23-Dec-14 4-Mar-20
Quarter	7	3 times; most recently: at DAL	4-Mar-20

RECORDS

OPPONENT TEAM LOWS

Fewest Points

Season	7,526		2002-03
Game	59	at ATL	21-Jan-11
1st Half	26	vs. POR	13-Feb-13
2nd Half	24	at HOU	19-Jan-12
1st Quarter	10	at SAS	18-Mar-22
		at DET	24-Mar-24
2nd Quarter	9	vs. BOS	19-Mar-07
3rd Quarter	7	at HOU	29-Dec-02
4th Quarter	7	at HOU	19-Jan-12
		at OKC	31-Dec-20
Overtime	2	vs. NYK	31-Mar-07

Fewest Field Goals Made

Season	2,843		2003-04
Game	23	3 times; most recently: vs. POR	14-Mar-17

Fewest Field Goals Attempted

Season	6,286		2005-06
Game	60	vs. NJN	12-Mar-06

Lowest Field Goal Percentage

Season	.438	(2,857-6,518)	2002-03
Game	.291	at ATL (23-79)	21-Jan-11

Fewest Free Throws Made

Season	1,217		2007-08
Game	2	vs. CLE	13-Mar-24

Fewest Free Throws Attempted

Season	1,579		2007-08
Game	3	vs. CLE	13-Mar-24

Lowest Free Throw Percentage

Season	.750	(1,407-1,877)	2003-04
Game	.176	vs. DET (3-17)	1-Mar-17

Fewest Rebounds

Season	3,226		2012-13
Game	22	vs. MEM	31-Mar-06

Fewest Offensive Rebounds

Season	730		2015-16
Game	1	vs. SAS	26-Dec-14

Fewest Defensive Rebounds

Season	2,368		2002-03
Game	17	5 times; most recently: at SAC	7-Jan-24

Fewest Assists

Season	1,584		2005-06
Game	8	vs. LAC vs. TOR	14-Dec-05 14-Feb-22

Fewest Personal Fouls

Season	1,471		2024-25
Game	6	at MIA	16-Nov-19

Fewest Steals

Season	470		2007-08
Game	0	3 times; most recently: at MIN	8-Feb-16

Fewest Turnovers

Season	1,003		2014-15
Game	4	3 times; most recently: at POR	2-Dec-17

Fewest Blocked Shots

Season	290		2008-09
Game	0	29 times; most recently: vs. WAS	3-Jan-25

RECORDS

INDIVIDUAL HIGHS

Points

Season	2,110	Anthony Davis	(28.1)	2017-18
Game	59	Anthony Davis	at DET	21-Feb-16
Half	33	3 Times; most recently: Zion Williamson	vs. MIN (2nd)	28-Dec-22
Quarter	24	Anthony Davis	at OKC (1st)	26-Feb-17
		Trey Murphy III	at DEN (3rd)	3-Feb-25
Overtime	12	Janero Pargo	at PHX (2OT)	6-Feb-08

Most Field Goals Made

Season	780	Anthony Davis		2017-18
Game	24	Anthony Davis	at DET	21-Feb-16
Half	13	Anthony Davis	at DAL (1st)	25-Feb-17
Quarter	10	Marcus Thornton	at CLE (2nd)	23-Feb-10

Most Field Goals Attempted

Season	1,586	Jamal Mashburn		2002-03
Game	35	Anthony Davis	at BKN (OT)	10-Feb-18
Half	22	Anthony Davis	vs. DEN (1st)	26-Oct-16
		Anthony Davis	at DAL (1st)	25-Feb-17
Quarter	15	Anthony Davis	vs. HOU (1st)	26-Jan-18

Highest Field Goal Percentage (min. 250 attempts/season; 10 attempts/game)

Season	.672	Jaxson Hayes	(174-259)	2019-20
Game	1.000	4 times; most recently: Derrick Favors	vs. LAC	18-Jan-20

Most Consecutive Field Goals Made

Season	22	Derrick Favors		16-Jan-20 (First 9) 18-Jan-20 (Next 10) 22-Jan-20 (Final 3)
Game	13	Zion Williamson	at SAC	17-Jan-21

Most 3-Point Field Goals Made

Season	239	CJ McCollum		2023-24
Game	11	CJ McCollum	vs. PHI	30-Dec-22
Half	7	4 Times; most recently: CJ McCollum	vs. PHI (1st)	30-Dec-22
Quarter	6	Brandon Ingram	vs. TOR (3rd)	5-Feb-24

Most 3-Point Field Goals Attempted

Season	582	Baron Davis	(187-582)	2003-04
Game	17	Lonzo Ball	at MIN (OT)	1-May-21
Half	11	CJ McCollum	vs. PHI (1st)	30-Dec-22
Quarter	8	3 Times; most recently: Brandon Ingram	vs. TOR (3rd)	5-Feb-24

Highest 3-Point Field Goal Percentage (min. 200 attempts)

Season	.453	JJ Redick	(180-397)	2019-20
Game	1.000	Several times; most made without a miss: Bobby Jackson (7) Jose Alvarado (7)	vs. MIA vs. CLE	11-Jan-08 6-Nov-24

Most Consecutive 3-Point Field Goals Made

Season	9	Morris Peterson		11-Nov-07 through 14-Nov-07
--------	---	-----------------	--	-----------------------------

Most Consecutive Games With 3-Point Field Goal

62 games	Peja Stojakovic			16-Jan-08 through 10-Dec-08
----------	-----------------	--	--	-----------------------------

Most Free Throws Made

Season	519	Anthony Davis		2016-17
Game	21	Anthony Davis	vs. PHX	26-Feb-18
Half	14	Anthony Davis	vs. PHX	26-Feb-18
Quarter	12	Anthony Davis	vs. CLE (3rd)	9-Jan-19

Most Free Throw Attempts

Season	647	Anthony Davis		2016-17
Game	26	Anthony Davis	vs. PHX	26-Feb-18
Half	17	Anthony Davis	vs. PHX	26-Feb-18
Quarter	13	Anthony Davis	vs. CLE (3rd)	9-Jan-19

Highest Free Throw Percentage (min. 100 attempts/season)

Season	.940	Brian Roberts	(125-133)	2013-14
Game	1.000	Several times; most made without a miss: DeMarcus Cousins (15) at OKC		26-Feb-17

Most Consecutive Free Throws Made

Season	52	Trey Murphy III		27-Dec-24 through 17-Jan-25
--------	----	-----------------	--	-----------------------------

Most Rebounds

Season	928	Tyson Chandler	(11.7)	2007-08
Game	26	Anthony Davis	at BKN	2-Jan-19
Half	17	Tyson Chandler	vs. SEA (1st)	16-Mar-08
		Al-Farouq Aminu	at DAL (1st)	17-Apr-13
		Anthony Davis	at BKN (2nd)	2-Jan-19
Quarter	14	Al-Farouq Aminu	at DAL (1st)	17-Apr-13

Most Offensive Rebounds

Season	322	Tyson Chandler		2007-08
Game	12	Tyson Chandler	at MEM	13-Feb-07
		Tyson Chandler	at POR	17-Dec-07
		Emeke Okafor	vs. TOR	17-Jan-11
Half	8	Tyson Chandler	vs. LAL (2nd)	14-Mar-08
		Willy Hernangómez	at HOU (1st)	5-Dec-21
Quarter	6	Several times; most recently: Jonas Valanciunas	vs. UTA (2nd)	23-Oct-22

Most Defensive Rebounds

Season	712	Anthony Davis		2016-17
Game	21	Anthony Davis	at BKN	2-Jan-19
Half	13	Tyson Chandler	vs. SEA (1st)	16-Jan-08
		Nikola Mirotić	at SAS (1st)	3-Nov-18
		Anthony Davis	at BKN (2nd)	2-Jan-19
Quarter	9	Al-Farouq Aminu	at DAL (1st)	17-Apr-13
		Anthony Davis	at BKN (4th)	2-Jan-19

Most Assists

Season	925	Chris Paul	11.6 apg	2007-08
Game	25	Rajon Rondo	vs. BKN	27-Dec-17
Half	14	Chris Paul	at LAL	6-Nov-07
		Rajon Rondo	vs. BKN (2nd)	27-Dec-17
Quarter	10	Rajon Rondo	vs. BKN (4th)	27-Dec-17

Most Steals

Season	217	Chris Paul	2.71 spg	2007-08
Game	9	Chris Paul	at DAL	20-Feb-08
Half	7	Chris Paul	vs. DAL (1st)	20-Feb-08
Quarter	6	Bonzi Wells	vs. BOS (4th)	22-Mar-08

Most Personal Fouls

Season	278	Jamaal Magloire		2003-04
--------	-----	-----------------	--	---------

Most Disqualifications

Season	6	Jamaal Magloire		2003-04
--------	---	-----------------	--	---------

Most Turnovers

Season	247	Greivis Vasquez	(3.2)	2012-13
Game	10	Darren Collison	vs. BOS	10-Feb-10
Half	7	DeMarcus Cousins	at TOR (1st)	9-Nov-17
		Jrue Holiday	at DET (2nd)	9-Dec-18
Quarter	6	DeMarcus Cousins	at TOR (2nd)	9-Nov-17

Most Blocked Shots

Season	200	Anthony Davis	(2.9)	2014-15
Game	10	Anthony Davis	vs. UTA	11-Mar-18
Half	7	Anthony Davis	vs. MEM (2nd)	1-Dec-15
Quarter	6	Anthony Davis	vs. LAC (3rd)	26-Mar-14

Most Minutes Played

Season	3,321	Jamal Mashburn	(42.6)	2002-03
Game (reg)	48	Several times; most recently: Darren Collison	at LAC	15-Mar-10
Game (total)	57	Ryan Anderson	at CHI (3OT)	2-Dec-13

RECORDS

OPPONENT INDIVIDUAL HIGHS

Most Points

Game	58	Devin Booker	at PHX	17-Dec-22
Half	38	Stephen Curry	vs. GSW (3rd)	31-Oct-15
Quarter	28	Stephen Curry	vs. GSW (3rd)	31-Oct-15

Most Field Goals Made

Game	21	Devin Booker	at PHX	17-Dec-22
Half	14	Devin Booker	vs. PHX	1-Apr-24
Quarter	10	Jamal Crawford	at CHI (4th)	6-Dec-03
		Stephen Curry	vs. GSW (3rd)	31-Oct-15

Most Field Goals Attempted

Game	37	Bradley Beal	vs. WAS	27-Jan-21
Half	22	Damian Lillard	vs. POR (2nd)	27-Mar-18
		Devin Booker	at PHX (2nd)	17-Dec-22
Quarter	15	LeBron James	vs. CLE (4th)	4-Dec-15

Highest Field Goal Percentage (min. 10 FGA)

Game	1.000	Brandon Clarke (10-10)	at MEM	9-Apr-22
------	-------	------------------------	--------	----------

Most Three-Point Field Goals Made

Game	13	Stephen Curry	at GSW	7-Nov-16
Half	7	8 times; most recently: Ty Jerome	at CLE (1st)	20-Nov-24
Quarter	7	Stephen Curry	at GSW (3rd)	16-Jan-19

Most Three-Point Field Goals Attempted

Game	20	Stephen Curry	vs. GSW	4-May-21
Half	12	James Harden	at HOU (2nd)	29-Jan-19
Quarter	10	T. Luwawu-Cabarrot	at BKN (4th)	7-Apr-21

Most Free Throws Made

Game	18	Damian Lillard	vs. POR	16-Mar-21
		Joel Embiid	at PHI	25-Jan-22
Half	13	3 times; most recently: Trae Young	at ATL (2nd)	5-Nov-22
Quarter	11	3 times; most recently: Trae Young	at ATL (3rd)	5-Nov-22

Most Free Throw Attempts

Game	22	Giannis Antetokounmpovs.	MIL	19-Dec-22
Half	17	Giannis Antetokounmpovs.	MIL (2nd)	19-Dec-22
Quarter	13	Giannis Antetokounmpovs.	MIL (4th)	19-Dec-22

Most Rebounds

Game	28	Domantas Sabonis	vs. SAC	13-Feb-25
Half	17	Karl-Anthony Towns	at NYK (1st)	1-Dec-24
Quarter	13	Domantas Sabonis	vs. SAC (4th)	13-Feb-25

Most Offensive Rebounds

Game	15	Domantas Sabonis	vs. SAC (4th)	13-Feb-25
Half	8	Andre Drummond	at DET (2nd)	24-Jan-14
		Jared Sullinger	at BOS (2nd)	3-Jan-14
Quarter	7	Donatas Motiejūnas	vs. HOU (2nd)	16-Apr-14

Most Defensive Rebounds

Game	22	Tim Duncan	at SAS (OT)	23-Dec-02
Game (reg)	20	DeMarcus Cousins	at SAC	3-Apr-15
		DeAndre Jordan	vs. LAC	28-Dec-16
Half	15	Karl-Anthony Towns	at NYK (1st)	1-Dec-25
Quarter	10	Samuel Dalembert	at PHI (1st)	11-Jan-10
		Luka Dončić	vs. DAL (3rd)	3-Dec-19

Most Assists

Game	20	Chris Paul	at LAC	10-Dec-16
Half	14	James Harden	at HOU (1st)	11-Dec-17
Quarter	10	Chris Paul	at LAC (3rd)	10-Dec-16

Most Steals

Game	8	Chris Paul	at LAC	22-Apr-12
Half	6	Chris Paul	at LAC (2nd)	22-Apr-12
Quarter	5	Andre Miller	vs. DEN (1st)	23-Jan-04
		Chris Paul	at LAC (4th)	22-Apr-12

Most Turnovers

Game	10	LeBron James	vs. CLE (OT)	28-Mar-05
		Steve Nash	at PHO (2OT)	6-Feb-08
		Russell Westbrook	at OKC	4-Dec-16
Half	9	LeBron James	vs. CLE (2nd)	28-Mar-05
Quarter	6	3 times; most recently: Luka Dončić	vs. DAL (1st)	14-Nov-23

Most Blocked Shots

Game	11	Roy Hibbert	at IND (OT)	21-Nov-12
Game (reg)	9	Marcus Gamy	vs. DEN	13-Apr-07
		Andrew Bogut	vs. GSW	7-Apr-15
Half	7	Andrew Bogut	vs. GSW (1st)	7-Apr-15
		Roy Hibbert	at IND (1st)	23-Dec-14
Quarter	6	Anthony Randolph	vs. GSW (1st)	23-Dec-09

Most Minutes Played

Game (reg)	48	Several times; most recently: Monta Ellis	at GSW	17-Mar-10
Game (total)	56	Luol Deng	at CHI (3OT)	2-Dec-13

RECORDS

MISCELLANEOUS RECORDS

FRANCHISE - TEAM ALL-TIME TOP PERFORMANCES

Most Points

153	vs. Utah	23-Jan-24
149	vs. Sacramento	19-Oct-18
146	at San Antonio	17-Dec-23
144	at Memphis	16-Feb-21
142	at Washington	13-Dec-23
141	at Golden State	10-Jan-24
140	vs. San Antonio	19-Nov-18
	vs. Cleveland	9-Jan-19
	at Golden State	16-Jan-19
	at Minnesota (OT)	1-May-21
	vs. Sacramento (OT)	13-Feb-25

Fewest Points

62	vs. Philadelphia	7-Nov-12
65	at Boston	12-Mar-03
66	vs. Utah	8-Apr-08
	at Houston	13-Apr-09
67	Done four times	
68	Done five times	

FG Percentage

.667	vs. Minnesota (56-84)	14-Nov-14
.654	vs. LA Clippers (53-81)	14-Mar-21
.638	at Houston (51-80)	14-Apr-10
.622	at Golden State (46-74)	26-Jan-11
.615	at Memphis (56-91)	16-Feb-21
.610	vs. Miami (47-77)	11-Jan-08
	at Sacramento (50-82)	7-Jan-24
.605	vs. Philadelphia (52-86)	16-Nov-13

OPPONENTS - TEAM ALL-TIME TOP PERFORMANCES

Most Points

153	vs. MIA	11-Apr-25
147	at Golden State	16-Jan-19
146	at Denver	17-Nov-17
	at Houston	8-Mar-25
144	at Minnesota	15-Apr-16
	at Denver	5-Feb-25
143	vs. Brooklyn	20-Jan-17
	at Dallas	12-Feb-21
142	vs. Charlotte	11-Mar-22
141	at Memphis	9-Apr-22
	at Milwaukee	27-Jan-24

Fewest Points

59	at Atlanta	21-Jan-11
63	vs. Portland	13-Feb-13
67	vs. Sacramento	1-Nov-05
	vs. Orlando	27-Jan-12
	at Charlotte	16-Apr-12
69	vs. Houston	19-Mar-08
71	at Miami	11-Feb-03
	Done three times	

FG Percentage

.687	vs. Dallas (57-83)	1-Dec-21
.651	at Minnesota (56-86)	13-Apr-16
.629	vs. San Antonio (44-70)	23-Dec-06
	at Denver (56-89)	17-Nov-17
.609	vs. Miami (42-69)	29-Mar-13
.607	at San Antonio (51-84)	6-Apr-12
.606	vs. Memphis (43-71)	1-Feb-16
.605	vs. Golden State (49-81)	10-Apr-22
.603	at Memphis (41-68)	10-Apr-11

FRANCHISE - INDIVIDUAL ALL-TIME TOP PERFORMANCES

Points

59	Anthony Davis	at Detroit	21-Feb-16
53	Anthony Davis	vs. Phoenix	26-Feb-18
50	Jamal Mashburn	vs. Memphis (OT)	21-Feb-03
	Anthony Davis	vs. Denver	26-Oct-16
	CJ McCollum	vs. Washington	3-Jan-25
49	Brandon Ingram	vs. Utah (OT)	16-Jan-20
48	Anthony Davis	at New York (OT)	14-Jan-18
	Anthony Davis	vs. Dallas	28-Dec-18
46	Anthony Davis	at Charlotte (OT)	11-Mar-17
	Anthony Davis	at LA Clippers	14-Jan-19
45	6 times; most recently: CJ McCollum	vs. Utah	20-Jan-25

Rebounds

26	Anthony Davis	at Brooklyn	2-Jan-19
24	DeMarcus Cousins	vs. San Antonio (OT)	3-Mar-17
23	Tyson Chandler	at Memphis	13-Feb-07
	DeMarcus Cousins	vs. Chicago (2OT)	22-Jan-18
	DeMarcus Cousins	at Sacramento	26-Oct-17
	Jonas Valanciunas	at Minnesota	25-Oct-21
22	Tyson Chandler	vs. Milwaukee (2OT)	8-Feb-07
	Tyson Chandler	vs. L.A. Lakers	23-Mar-07
	Tyson Chandler	vs. Detroit	5-Dec-07
	Tyson Chandler	at Golden State	4-Jan-08
	Anthony Davis	vs. Miami	23-Dec-16
	Anthony Davis	vs. San Antonio	27-Jan-17
	DeMarcus Cousins	vs. Denver	6-Dec-17

Assists

25	Rajon Rondo	vs. Brooklyn	27-Dec-17
21	Chris Paul	at L.A. Lakers	6-Nov-07
	Elfrid Payton	at Indiana	26-Nov-24
20	Chris Paul	at Cleveland	26-Mar-08
	Darren Collison	vs. Milwaukee	27-Feb-09
19	Chris Paul	vs. Golden State	8-Mar-10
	Chris Paul	at Sacramento	1-Feb-08
	Chris Paul	vs. Denver	18-Dec-09
18	Chris Paul	vs. Miami	5-Nov-10
	Chris Paul	vs. Chicago	1-Dec-06
	Chris Paul	vs. Atlanta	5-Mar-08
	Chris Paul	vs. Toronto	6-Nov-09
	Chris Paul	vs. New Jersey	8-Jan-10
	Darren Collison	at Memphis (OT)	30-Jan-10
	Brian Roberts	vs. Denver	25-Mar-13
	Rajon Rondo	vs. Philadelphia	10-Dec-17

OPPONENTS - INDIVIDUAL ALL-TIME TOP PERFORMANCES

Points

58	Devin Booker	at Phoenix	17-Dec-22
54	Damon Stoudamire	vs. Portland	14-Jan-05
53	Stephen Curry	vs. Golden State	31-Oct-16
52	Devin Booker	vs. Phoenix	19-Jan-24
	Devin Booker	vs. Phoenix	1-Apr-24
50	Kobe Bryant	vs. L.A. Lakers	23-Mar-07
	Darion Lillard	at Portland	16-Mar-21
	Giannis Antetokounmpo	at Milwaukee	29-Jan-23
49	Kyrie Irving	vs. Cleveland	23-Jan-17
	Luka Dončić	vs. Dallas	17-Feb-22

Rebounds

28	Domantas Sabonis	vs. Sacramento	13-Feb-25
27	Karl-Anthony Towns	at Minnesota	12-Jan-19
25	DeAndre Jordan	vs. LA Clippers	28-Dec-16
23	Tim Duncan	at San Antonio	23-Dec-02
	Nikola Vucevic	vs. Orlando	28-Oct-14
22	Pau Gasol	vs. L.A. Lakers	29-Mar-10
	Andre Drummond	vs. Detroit	21-Jan-16
21	Marcus Camby	at Denver	4-Nov-07
	Tyson Chandler	at Chicago	24-Mar-06
	Kevin Garnett	at Minnesota	11-Feb-06
	Chris Mihm	at L.A. Lakers	22-Dec-04
	Ben Wallace	at Detroit	15-Jan-10
	Tyson Chandler	at Phoenix (OT)	11-Dec-16
	Andre Drummond	at Detroit	12-Feb-18
	Steven Adams	at Memphis	31-Dec-22
	Rudy Gobert	at Minnesota	8-Nov-23

Assists

20	Chris Paul	at LA Clippers	10-Dec-16
19	John Wall	vs. Washington	29-Jan-17
	Chris Paul	vs. Phoenix	19-Feb-21
18	Chris Paul	at Phoenix	2-Nov-21
	Nikola Jokic	vs. Denver	17-Nov-23
17	Tony Parker	vs. San Antonio	23-Jan-12
	Baron Davis	at LA Clippers	15-Mar-10
	James Harden	at Houston	11-Dec-17
	James Harden	at Houston	24-Mar-17
	Devon Mitchell	at Sacramento	5-Apr-22
	LeBron James	vs. Los Angeles Lakers	14-Apr-24
	James Harden	vs. LA Clippers	11-Mar-25
16	9 times; most recently: Trae Young	vs. Atlanta	7-Feb-23

RECORDS

MISCELLANEOUS RECORDS

ROOKIE HIGHS

Most Points

Season	1,258	Chris Paul	(16.1)	2005-06
Game	37	Marcus Thornton	at CLE	23-Feb-10

Most Field Goals Made

Season	407	Chris Paul		2005-06
Game	15	Darren Collison	at Dallas	28-Feb-10
		Marcus Thornton	at Cleveland	23-Feb-10

Most Field Goals Attempted

Season	947	Chris Paul		2005-06
Game	27	J.R. Smith	at Phoenix	12-Apr-05

Highest Field Goal Percentage

Season	.672	Jaxson Hayes	(174-259)	2019-20
			(min. 250 attempts)	

Most Three-Point Field Goals Made

Season	117	Marcus Thornton	(117-313)	2009-10
Game	7	Trey Murphy III	vs. CHA (7-12)	11-Mar-22
		Jordan Hawkins	at DEN (7-14)	6-Nov-23

Most Three-Point Field Goals Attempted

Season	313	Marcus Thornton	(117-313)	2009-10
Game	14	Jordan Hawkins	at DEN (7-14)	6-Nov-23

Highest Three-Point Field Goal Percentage

Season	.386	Brian Roberts	(59-153)	2012-13
			(min. 150 attempts)	

Most Free Throws Made

Season	394	Chris Paul		2005-06
Game	14	Chris Paul	(14-17) at NYK	21-Jan-06
		Jerome Dyson	(14-16) at MEM	18-Apr-12

Most Free Throws Attempted

Season	465	Chris Paul		2005-06
Game	19	Zion Williamson	(13-19) at LAL	25-Feb-20

Highest Free Throw Percentage

Season	.851	Darren Collison	(148-174)	2009-10
			(min. 150 attempts)	

Most Rebounds

Season	601	Yves Missi		2024-25
Game	18	Anthony Davis	at MEM	9-Mar-13

Most Assists

Season	611	Chris Paul	(7.8)	2005-06
Game	20	Darren Collison	vs. GSW	8-Mar-10

Most Blocked Shots

Season	112	Anthony Davis	(1.8)	2012-13
Game	5	Several times; most recently: Yves Missi	vs. LAC	30-Dec-24

Most Steals

Season	175	Chris Paul	(2.24)	2005-06
Game	7	Chris Paul	vs. UTA	22-Feb-06

Most Minutes Played

Season	2,808	Chris Paul	(36.0)	2005-06
Game	48	Chris Paul	at TOR (20T)	2-Apr-06
		Darren Collison	at LAC	15-Mar-10

MARGINS / LEADS / HIGHEST SCORE

Biggest Victories

MARGIN	OPPONENT	SCORE	DATE
48	vs. Minnesota	139-91	14-Nov-14
45	vs. Golden State	128-93	21-Nov-22
41	at Atlanta	100-59	21-Jan-11
	at Toronto	139-98	5-Mar-24
38	vs. Toronto	138-100	5-Feb-24
37	vs. Philadelphia	135-98	16-Nov-13
36	4 times; most recently: at Golden State	141-105	10-Jan-24

Biggest Defeats

MARGIN	OPPONENT	SCORE	DATE
-49	vs. Miami	104-153	11-Apr-25
-46	at Dallas	84-130	7-Dec-19
	vs. Detroit	81-127	17-Mar-25
-45	at Oklahoma City	74-119	27-Feb-13
-44	at Los Angeles Lakers	89-133	7-Dec-23
-41	at Golden State	85-126	5-Nov-21
	at Dallas	91-132	19-Nov-24
	at Minnesota	93-134	21-Mar-25
	at Phoenix	78-115	17-Apr-06
-37	at Memphis	74-110	8-Apr-15
-36	at Sacramento	71-107	19-Dec-04
	at Oklahoma City	101-137	10-Feb-25

Biggest Leads That Got Away

MARGIN	OPPONENT	SCORE	DATE
27	at Portland	91-92	10-Nov-06
25	at Cleveland	100-104	23-Feb-04
	vs. Los Angeles Lakers	102-108	6-Mar-13
24	at Phoenix	114-118	17-Dec-22
	vs. Memphis	113-115	19-Dec-23
22	vs. Indiana	75-81	22-Dec-12
21	at Golden State	121-151	17-Mar-10
	vs. Golden State	115-125	4-Dec-17
	vs. LA Clippers	103-112	28-Jan-18
20	7 times; most recently: at Sacramento	118-123	8-Feb-25

Biggest Comebacks

MARGIN	OPPONENT	SCORE	DATE
-25	vs. Utah	123-119	20-Jan-25
-24	vs. Boston	120-115	21-Feb-21
-23	vs. Sacramento	94-91	15-Dec-10
	vs. Cleveland	108-104	28-Dec-21
	vs. L.A. Lakers	116-108	27-Mar-22
-22	vs. Brooklyn	109-104 (OT)	24-Mar-14
	at Oklahoma City	110-106	1-Nov-23
-21	Three times; most recently: at Charlotte	98-95	29-Dec-12
	vs. LA Clippers	94-81	19-Nov-21
-20	8 times; most recently: vs. San Antonio	109-103	25-Feb-25

Highest Scoring Games—Both Teams Combined

PTS	FINAL SCORE	SITE	DATE
287	New Orleans 140, Golden State 147	at Golden State	16-Jan-19
278	New Orleans 149, Sacramento 129	at New Orleans	19-Oct-18
277	New Orleans 153, Utah 124	at New Orleans	23-Jan-24
276	New Orleans 140, Minnesota 136 (OT)	at Minnesota	1-May-21
274	New Orleans 136, Phoenix 138 (OT)	at New Orleans	16-Mar-19
273	New Orleans 134, Minnesota 139	at New Orleans	3-Mar-20
	New Orleans 130, Dallas 143	at Dallas	12-Feb-21
	New Orleans 136, Dallas 137	at New Orleans	29-Jan-25
	New Orleans 140, Sacramento 133	at Ne Orleans	13-Feb-25
271	New Orleans 132, Phoenix 139 (OT)	at New Orleans	5-Dec-19

Lowest Scoring Games—Both Teams Combined

PTS	FINAL SCORE	SITE	DATE
139	New Orleans 62, Philadelphia 77	at New Orleans	7-Nov-12
142	New Orleans 75, Charlotte 67	at Charlotte	16-Apr-12
143	New Orleans 67, Denver 76	at Denver	29-Nov-04
	New Orleans 66, Utah 77	at New Orleans	8-Apr-08
144	New Orleans 71, Charlotte 73	at New Orleans	12-Mar-12

RECORDS

MISCELLANEOUS RECORDS

TOP SCORING PERFORMANCES

New Orleans Top Scoring Games Off The Bench

Pts	Player	Opponent	Minutes	Date
38	Jose Alvarado	vs. Denver	27	4-Dec-22
37	Marcus Thornton	at Cleveland	31	23-Feb-10
34	Trey Murphy III	at Toronto	29	5-Mar-24
	Antonio Reeves	at Cleveland	40	20-Nov-24
32	Ryan Anderson	vs. Charlotte	29	15-Jan-16
	Ryan Anderson	at Cleveland	34	10-Nov-14
	Jrue Holiday	vs. Houston	36	25-Jan-16
	Trey Murphy III	vs. Charlotte	28	11-Mar-22
31	Ryan Anderson	at Detroit	31	11-Feb-13
	Ryan Anderson	at New York	36	1-Dec-13
	Willie Green	vs. Phoenix	31	8-Apr-11
	Julius Randle	at Chicago	31	6-Feb-19
	JJ Redick	vs. San Antonio	32	9-Aug-20

Opponents Top Scoring Games Off The Bench

Pts	Player	Opponent	Minutes	Date
35	Jason Terry	vs. Dallas	39	4-Nov-09
	Gary Trent Jr.	vs. Toronto	33	30-Nov-22
34	Ben Gordon	vs. Charlotte	35	9-Nov-12
	Jalen Rose	vs. Chicago	30	8-Nov-03
	Montrezl Harrell	at LA Clippers	28	24-Nov-19
33	Lance Stephenson	at Memphis	38	11-Mar-16
32	Will Barton	at Denver	36	20-Dec-15
	J.R. Smith	at Denver	33	27-Nov-08
	Lou Williams	vs. LA Clippers	31	18-Jan-20

New Orleans Top Scoring Months

Player	Month/Year	Games (Min. 10)	Points	Average
Anthony Davis	November 2016	15	465	31.0
Anthony Davis	March 2017	16	428	26.8
DeMarcus Cousins	December 2017	15	416	27.7
Anthony Davis	December 2018	14	414	29.6
Zion Williamson	February 2021	15	410	27.3

CONSECUTIVE GAMES RECORDS

Most Double-Figure Scoring Games

Season:	79	Jamal Mashburn, 2002-03
Career:	428	Anthony Davis
Consecutive:	128	Brandon Ingram, 4-Nov-19 to 20-Nov-21

Most 20-point Scoring Games

Season:	59	Anthony Davis (twice); 2016-17/2017-18
Career:	302	Anthony Davis
Consecutive:	25	Zion Williamson, 6-Feb-21 to 6-Apr-21

Most 30-point Scoring Games

Season:	36	Anthony Davis, 2016-17
Career:	128	Anthony Davis
Consecutive:	5	Anthony Davis, 7-Jan-19 to 16-Jan-19

Most Double-Figure Rebound Games

Season:	56	Tyson Chandler, 2006-07
Career:	274	Anthony Davis
Consecutive:	21	Tyson Chandler, 26-Jan-07 to 9-Mar-07

Most Double-Doubles - Points/Rebounds

Season:	50	Anthony Davis, 2017-18
		Jonas Valanciunas, 2021-22
Career:	270	Anthony Davis
Consecutive:	15	Anthony Davis, 12-Dec-18 to 16-Jan-19

Most Double-Doubles - Points/Assists

Season:	56	Chris Paul, 2007-08
Career:	205	Chris Paul
Consecutive:	12	Chris Paul, 9-Apr-08 to 12-Nov-08

Most Double-Figure Assist Games

Season:	59	Chris Paul, 2007-08
Career:	228	Chris Paul
Consecutive:	12	Chris Paul, 9-Apr-08 to 12-Nov-08

Consecutive Games Played Streaks

Games	Player	Dates
175	Jamaal Magloire	30-Oct-02 through 26-Nov-04
136	Greivis Vasquez	26-Dec-11 through 22-Mar-13

131	Emeka Okafor	28-Oct-09 through 30-Jan-11
129	Rasual Butler	28-Nov-05 through 2-Mar-07

Consecutive Games Started Streaks

Games	Player	Dates
175	Jamaal Magloire	30-Oct-03 through 26-Nov-04
131	Emeka Okafor	28-Oct-09 through 30-Jan-11
128	Jrue Holiday	11-Dec-16 through 18-Mar-18
115	Chris Paul	21-Nov-07 through 2-Feb-09
100	Jonas Valanciunas	6-Mar-23 through 14-Apr-24

Triple-Doubles

Player	Opponent	Date	PTS	REB	AST	BLK
Zion Williamson	vs. LA Clippers	11-Mar-25	22	10	12	1
Zion Williamson	at Phoenix	27-Feb-25	27	10	11	2
Dejounte Murray	at Washington	5-Jan-25	14	10	12	-
Brandon Ingram	vs. Charlotte	17-Jan-24	28	10	10	-
Brandon Ingram	at Denver	30-Mar-23	31	11	10	-
Brandon Ingram	vs. Chicago	23-Mar-23	30	11	10	-
Lonzo Ball	at Denver	28-Apr-21	16	12	12	2
Steven Adams	vs. Oklahoma City	6-Jan-21	10	11	10	-
Jrue Holiday	vs. Minnesota	3-Mar-20	27	10	12	-
Lonzo Ball	vs. Houston	29-Dec-19	27	10	10	-
Lonzo Ball	at Boston	11-Jan-20	10	13	10	1
Lonzo Ball	vs. LA Clippers	18-Jan-20	18	10	11	1
Elfrid Payton	at Dallas	18-Mar-19	19	10	11	-
Elfrid Payton	vs. Phoenix	16-Mar-19	16	12	16	-
Elfrid Payton	vs. Portland	15-Mar-19	14	12	16	-
Elfrid Payton	vs. Milwaukee	12-Mar-19	14	15	11	1
Elfrid Payton	at Atlanta	10-Mar-19	15	10	10	1
Julius Randle	vs. San Antonio	19-Nov-18	21	14	10	-
Elfrid Payton	at Houston	17-Oct-18	10	10	10	-
Jrue Holiday	vs. Portland	27-Mar-18	21	11	11	2
Anthony Davis	vs. Utah	11-Mar-18	25	11	3	10
Rajon Rondo	at Brooklyn (OT)	10-Feb-18	25	10	12	1
DeMarcus Cousins	vs. Houston	26-Jan-18	15	13	11	-
DeMarcus Cousins	vs. Chicago (2OT)	22-Jan-18	44	23	10	1
Rajon Rondo	at Houston	11-Dec-17	13	12	12	-
DeMarcus Cousins	vs. Cleveland	28-Oct-17	29	12	10	-
Tim Frazier	at Phoenix (OT)	11-Dec-16	14	11	11	1
Tyreke Evans	at Oklahoma City	6-Feb-15	22	10	16	-
Tyreke Evans	at LA Clippers	18-Dec-15	11	13	10	-
Greivis Vasquez	at Atlanta	8-Feb-13	21	11	12	-
Jarrett Jack	vs. Golden State	21-Mar-12	17	10	11	-
Darren Collison	vs. Indiana	19-Feb-10	18	13	12	-
Chris Paul	at Houston	29-Dec-09	16	11	10	-
Chris Paul	at Washington	11-Mar-09	30	13	-	-
Chris Paul	vs. Philadelphia	26-Jan-09	27	10	15	-
Chris Paul	at Dallas	14-Jan-09	33	10	11	-
Chris Paul	vs. Washington	30-Dec-08	15	10	16	-
Chris Paul	at LA Clippers	24-Nov-08	14	10	17	-
Chris Paul	vs. Oklahoma City	22-Nov-08	29	10	16	-
Chris Paul	vs. Golden State	6-Apr-08	16	10	13	-
Chris Paul	vs. Chicago	1-Dec-06	25	11	18	-
Chris Paul	vs. Golden State (OT)	5-Apr-06	17	11	16	-
Chris Paul	at Toronto (2OT)	2-Apr-06	24	12	12	-
Baron Davis	vs. Sacramento (OT)	8-Jan-05	26	10	17	-
Jamal Mashburn	vs. Atlanta	16-Apr-03	15	10	11	-
Jamal Mashburn	vs. Miami	26-Feb-03	18	13	13	-

20-Point/20-Rebound Performances

Jonas Valanciunas	at Minnesota	25-Oct-21	22 pts, 23 rbs
Derrick Favors	vs. LA Clippers	14-Nov-20	20 pts, 20 rbs
Anthony Davis	at Brooklyn	2-Jan-19	34 pts, 26 rbs
Anthony Davis	at L.A. Lakers	21-Dec-18	30 pts, 20 rbs
Anthony Davis	at Toronto	12-Nov-18	25 pts, 20 rbs
DeMarcus Cousins	vs. Chicago (2OT)	22-Jan-18	44 pts, 23 rbs
DeMarcus Cousins	vs. Dallas	29-Dec-17	32 pts, 20 rbs
DeMarcus Cousins	vs. Denver	6-Dec-17	40 pts, 22 rbs
DeMarcus Cousins	at Dallas	3-Nov-17	20 pts, 22 rbs
DeMarcus Cousins	at Sacramento	26-Oct-17	41 pts, 23 rbs
Anthony Davis	at Charlotte (OT)	11-Mar-17	46 pts, 21 rbs
Anthony Davis	vs. Miami	23-Dec-16	28 pts, 22 rbs
Anthony Davis	at Detroit	21-Feb-16	59 pts, 20 rbs
Anthony Davis	vs. Boston	16-Mar-14	40 pts, 21 rbs
Tyson Chandler	at Golden State	4-Jan-08	22 pts, 22 rbs
Tyson Chandler	vs. L.A. Lakers	23-Mar-07	22 pts, 22 rbs
Jamaal Magloire	at Toronto	7-Mar-04	23 pts, 21 rbs

RECORDS

MISCELLANEOUS RECORDS

Year-By-Year Comparisons

Year-By-Year	02-03	03-04	04-05	05-06	06-07	07-08	08-09	09-10	10-11	11-12	12-13	13-14	14-15	15-16	16-17
Record	47-35	41-41	18-64	38-44	39-43	56-26	49-33	37-45	46-36	21-45	27-55	34-48	45-37	30-52	34-48
Home Record	29-12	25-16	11-30	24-17	24-17	30-11	28-13	24-17	28-13	11-22	16-25	22-19	28-13	21-20	21-20
Away Record	18-23	16-25	7-34	14-27	15-26	26-15	21-20	13-28	18-23	10-23	11-30	12-29	17-24	9-32	13-28
vs. Eastern Conference	32-22	30-24	8-22	13-17	16-14	22-8	19-11	11-19	19-11	7-11	12-18	19-11	16-14	10-20	14-16
vs. Western Conference	15-13	11-17	10-42	25-27	23-29	34-18	30-22	26-26	27-25	14-34	15-37	15-37	29-23	20-32	20-32
Overtime	5-4	3-3	2-6	2-1	7-0	4-0	1-2	3-3	4-2	1-2	1-3	5-0	0-3	1-3	3-5
Average Points	93.9	91.8	88.4	92.8	95.5	100.9	95.8	100.2	94.9	89.6	94.1	99.7	99.4	102.7	104.6
Average Rebounds	43.6	42.8	40.2	40.2	43.1	41.8	39.7	40.3	47.7	41.1	41.6	41.7	43.5	42.6	43.7
Average Assists	22.0	20.9	21.0	18.5	18.7	21.8	19.6	22.3	20.6	20.7	21.0	21.3	22.0	22.2	22.8
Average Steals	8.0	8.6	6.7	7.5	6.4	7.8	7.2	7.6	7.6	7.4	6.3	7.9	6.74	7.7	7.8
Average Turnovers	14.8	15.0	14.8	13.4	14.5	11.9	12.5	13.5	13.0	15.5	14.5	13.8	13.3	13.4	12.9
Average Blocks	4.8	4.2	3.8	3.8	4.2	3.9	4.1	3.6	4.4	4.8	5.4	6.4	6.2	4.2	5.5
Field Goal Percentage	.435	.420	.415	.440	.445	.466	.457	.464	.459	.451	.448	.459	.457	.448	.450
Free Throw Percentage	.768	.751	.766	.758	.740	.769	.807	.778	.765	.757	.776	.769	.751	.776	.750
Three Point Percentage	.376	.319	.315	.339	.362	.389	.364	.363	.360	.333	.363	.373	.370	.360	.350
Bench Scoring	22.5	23.5	30.7	30.3	27.8	24.4	22.7	29.5	30.2	30.4	34.9	34.7	31.9	37.4	37.1
Games decided by 3 pts. or less	7-7	9-5	6-11	7-5	9-7	8-4	8-1	6-3	8-6	4-9	7-5	7-0	10-4	5-5	6-6
Games Decided by 10+ pts.	19-12	18-17	2-30	14-28	14-21	37-15	23-17	5-24	16-17	7-19	10-24	10-21	19-12	10-23	17-22

Year-By-Year Comparisons (contd.)

Year-By-Year	17-18	18-19	19-20	20-21	21-22	22-23	23-24	24-25							
Record	48-34	33-49	30-42	31-41	36-46	42-40	49-33	21-61							
Home Record	24-17	19-22	15-21	18-18	19-22	27-14	21-19	14-27							
Away Record	24-17	14-27	15-21	13-23	17-24	15-26	28-14	7-34							
vs. Eastern Conference	21-9	10-20	12-12	13-17	11-19	13-17	19-11	8-23							
vs. Western Conference	27-25	23-29	18-30	18-24	25-27	29-23	30-22	13-38							
Overtime	7-2	1-2	2-4	2-4	1-2	3-4	0-1	2-1							
Average Points	111.7	115.4	115.8	114.6	109.3	114.4	115.1	109.8							
Average Rebounds	44.3	55.4	46.5	47.4	45.2	43.7	44.0	43.6							
Average Assists	26.8	27.0	26.8	26.0	25.0	25.9	27.0	25.8							
Average Steals	8.0	7.4	7.5	7.6	8.3	8.3	8.3	8.5							
Average Turnovers	14.9	14.8	16.4	14.6	14.1	14.0	12.4	14.6							
Average Blocks	5.9	5.4	5.0	4.4	4.0	4.1	4.6	5.2							
Field Goal Percentage	.483	.473	.465	.477	.457	.480	.486	.452							
Free Throw Percentage	.772	.761	.729	.729	.789	.793	.771	.754							
Three Point Percentage	.362	.344	.370	.348	.332	.364	.383	.347							
Bench Scoring	27.9	33.3	38.5	32.5	33.6	31.8	32.0	33.2							
Games decided by 3 pts. or less	7-3	4-6	2-6	2-11	4-3	4-6	1-7	3-8							
Games Decided by 10+ pts.	16-14	17-31	18-15	13-21	15-20	25-20	32-18	6-38							

Franchise Record When...

Year-By-Year	02-03	03-04	04-05	05-06	06-07	07-08	08-09	09-10	10-11	11-12	12-13	13-14	14-15	15-16	16-17
Equal or rebound opp.	38-18	23-15	12-26	26-14	26-25	36-12	34-12	23-10	28-14	15-21	21-31	22-25	32-17	21-13	19-7
Outbound and outshoot opp.	26-5	18-0	6-5	17-3	13-7	28-1	25-3	13-2	21-2	14-6	14-4	19-4	27-2	13-2	15-0
Bench outscoring opp. bench	20-16	15-16	12-34	25-24	20-18	29-6	20-8	13-23	30-17	8-21	20-28	16-29	24-15	23-26	22-18
Lead at halftime	31-9	26-12	10-8	27-12	26-8	42-7	34-9	20-9	30-14	13-18	15-23	22-18	32-11	19-16	23-13
Tied at halftime	1-0	1-0	2-3	5-1	4-5	2-0	4-0	3-0	4-2	2-1	2-4	2-4	2-4	1-1	1-1
Trail at halftime	15-26	14-29	6-53	6-31	9-30	12-19	11-24	14-36	12-20	6-26	12-38	10-26	11-22	10-35	10-34
Lead or tied after third	40-7	33-7	16-9	27-8	30-12	48-4	41-5	24-6	40-11	17-12	15-17	16-12	39-8	24-7	26-5
Trail after third	7-28	8-34	2-55	11-36	9-31	8-22	8-28	13-39	6-25	4-33	12-38	8-36	6-29	5-45	8-43
Shoot 50 percent or better	10-0	6-0	2-1	7-2	7-4	20-1	13-4	15-7	13-3	8-8	10-6	15-5	20-1	11-2	10-2
Shoot below 50 percent	37-35	35-41	16-63	31-42	32-39	36-25	36-29	22-38	31-33	13-37	17-48	19-43	25-36	19-50	23-45
Shoot equal or better than opp.	33-7	29-3	13-15	27-5	26-10	40-4	34-6	25-8	35-6	21-13	20-10	19-9	37-9	20-11	28-6
Outshot by opponent	14-28	12-38	5-49	11-39	13-33	16-22	15-27	12-37	11-30	0-32	7-44	5-39	7-28	9-41	6-42
Opp. shoots 50 percent or better	2-8	2-16	0-21	2-14	4-14	12-9	8-9	8-26	5-19	0-12	1-23	4-19	3-16	4-16	1-14
Opp. shoots below 50 percent	45-27	39-25	18-43	36-30	35-29	44-17	41-24	29-19	41-17	21-33	27-31	20-29	42-21	26-36	33-34
Score 100 or more points	23-3	14-5	4-5	19-7	21-11	42-3	28-5	23-16	18-5	4-5	12-12	17-13	34-10	29-16	31-24
Score less than 100 points	24-32	27-36	14-59	19-37	18-32	14-23	21-28	14-29	28-31	17-12	15-43	7-35	11-18	1-36	3-23
Opp. scores 100 or more points	4-10	2-14	4-23	6-23	9-25	14-14	7-18	13-37	7-22	0-16	2-35	15-36	15-22	18-42	16-37
Opp. scores under 100 points	43-25	39-27	14-59	32-21	30-18	42-12	42-15	14-29	39-14	21-29	25-20	19-12	30-15	12-10	16-11
Grab 50 or more rebounds	11-6	11-3	2-1	3-2	10-1	7-1	3-1	5-3	4-1	4-3	1-3	7-3	8-4	5-7	11-3
Grab 40 or more rebounds	37-23	32-24	14-30	29-16	32-25	36-16	27-14	26-17	29-15	14-20	22-31	22-28	21-24	23-30	30-32
Grab less than 40 rebounds	10-12	9-17	4-34	9-28	7-18	20-10	22-19	11-28	17-21	7-25	5-23	12-20	11-9	6-19	3-16
Shoot more free throws than opp.	25-12	24-16	11-16	27-18	26-19	34-12	8-5	23-10	23-13	9-17	16-22	14-16	26-20	14-20	22-20
Shoot equal or fewer free throws	22-23	17-25	7-48	11-26	13-24	22-14	41-28	14-35	19-23	12-18	11-33	20-32	19-17	16-32	12-28
Commit more turnovers than opp.	22-23	18-24	8-34	14-22	19-24	13-17	13-17	16-16	12-15	9-31	11-33	7-23	25-26	11-26	7-22
Commit equal or fewer turnovers	25-12	23-17	10-30	24-22	20-19	43-9	36-16	21-29	34-21	12-14	16-22	27-25	20-11	19-26	27-26

RECORDS

MISCELLANEOUS RECORDS

Franchise Record When... (contd.)

Year-By-Year	17-18	18-19	19-20	20-21	21-22	22-23	23-24	24-25
Equal or rebound opp.	35-10	28-31	26-18	28-31	30-25	35-6	37-11	8-43
Outbound and outshoot opp.	29-5	26-15	21-3	24-9	18-1	29-5	33-5	3-35
Bench outscoring opp. bench	13-11	9-18	19-15	12-19	18-21	14-18	23-12	12-20
Lead at halftime	33-14	20-13	20-6	19-11	24-8	31-13	45-11	10-17
Tied at halftime	2-1	2-2	2-1	3-1	1-1	2-1	0-2	1-4
Trail at halftime	13-19	11-34	8-35	8-30	11-37	9-26	4-20	10-40
Lead or tied after third	39-8	28-7	25-11	25-11	30-7	35-8	49-11	15-5
Trail after third	9-26	5-42	5-31	5-31	6-39	7-32	0-22	6-56
Shoot 50 percent or better	30-7	19-3	11-7	18-8	16-5	23-6	29-10	5-11
Shoot below 50 percent	18-27	14-42	19-30	11-34	20-41	19-33	20-23	16-50
Shoot equal or better than opp.	46-8	25-14	25-12	26-15	24-7	36-12	45-8	14-10
Outshot by opponent	2-20	8-35	5-30	4-27	11-39	6-28	4-24	7-50
Opp. shoots 50 percent or better	2-11	3-12	3-17	3-19	6-26	9-15	4-17	5-33
Opp. shoots below 50 percent	46-23	27-37	23-22	26-23	30-20	33-24	45-16	16-27
Score 100 or more points	45-22	33-41	30-39	28-26	34-32	42-33	46-27	20-45
Score less than 100 points	3-12	0-8	0-3	1-6	2-14	0-7	3-6	1-16
Opp. scores 100 or more points	36-32	28-47	26-42	24-42	20-44	33-39	38-33	16-61
Opp. scores under 100 points	12-2	5-2	4-0	6-0	16-2	9-1	11-0	5-0
Grab 50 or more rebounds	15-4	16-12	14-7	18-12	13-7	13-5	13-2	7-5
Grab 40 or more rebounds	43-19	33-45	29-36	29-30	29-37	35-25	40-20	20-39
Grab less than 40 rebounds	4-13	0-4	1-6	0-9	7-9	7-15	9-13	1-21
Shoot more free throws than opp.	27-16	18-15	13-15	26-24	22-22	26-14	30-16	11-31
Shoot equal or fewer free throws	21-17	15-34	17-27	5-17	14-24	16-26	19-17	10-30
Commit more turnovers than opp.	23-22	18-31	21-24	15-25	13-23	20-19	15-14	7-32
Commit equal or fewer turnovers	25-12	15-18	9-18	15-17	23-23	21-21	34-19	14-29

Franchise Record by Month

	OCT.	NOV.	DEC.	JAN.	FEB.	MAR.	APR.
2002-03	1-0	10-5	7-10	6-8	9-4	8-6	6-2
2003-04	2-0	9-6	9-6	6-9	6-6	5-11	4-3
2004-05	-	1-12	1-14	6-10	3-9	5-9	2-10
2005-06	-	7-7	5-10	10-5	9-4	3-11	4-7
2006-07	-	8-7	4-11	7-8	9-4	5-10	6-3
2007-08	1-0	10-6	9-5	12-2	7-5	11-4	6-4
2008-09	2-0	7-6	10-3	9-7	7-6	11-5	3-6
2009-10	1-1	6-9	7-6	12-5	5-8	4-12	2-4
2010-11	3-0	9-5	7-9	12-4	4-8	8-6	3-4
2011-12	-	-	2-1	2-16	4-10	5-12	8-6
2012-13	0-1	4-9	3-13	8-8	5-8	6-9	1-7
2013-14	0-1	7-7	7-7	5-11	4-9	9-7	2-6
2014-15	1-0	6-8	9-8	9-6	6-5	8-7	6-3
2015-16	0-3	4-10	6-9	8-6	5-7	5-12	2-5
2016-17	0-3	7-3	7-9	5-9	4-7	10-6	1-5
2017-18	3-4	8-6	7-8	9-5	8-3	8-6	5-1
2018-19	4-3	7-9	6-9	6-8	4-7	5-10	1-3
2019-20	1-4	5-9	5-10	9-6	6-4	2-3	-
2020-21	-	-	3-2	4-9	7-8	7-6	7-10
2021-22	1-6	5-11	7-5	10-10	7-4	8-7	3-3
2022-23	4-2	9-6	10-5	3-13	4-6	9-6	3-2
2023-24	2-1	8-8	9-5	8-7	8-4	10-4	4-4
2024-25	2-3	2-13	1-12	7-9	4-7	5-10	0-7
Totals	28-32	139-168	141-177	168-181	135-143	157-180	79-105

*July/August 2020: 2-6

*May 2021: 3-6

Franchise Record by Day of The Week

	SUN	MON	TUE	WED	THU	FRI	SAT
2002-03	4-5	4-5	4-5	14-6	1-1	15-5	5-8
2003-04	1-3	1-8	4-8	16-3	2-4	8-7	9-8
2004-05	0-10	2-10	2-7	4-18	0-0	6-10	4-9
2005-06	3-4	5-8	2-7	12-10	0-2	7-7	9-6
2006-07	2-2	4-3	7-10	10-6	1-3	8-10	7-9
2007-08	6-2	5-6	5-1	17-7	0-0	13-7	10-3
2008-09	7-1	5-6	6-1	12-9	3-1	9-10	7-5
2009-10	3-7	7-7	2-3	12-11	1-1	7-10	5-6
2010-11	5-8	3-10	2-2	15-8	1-0	13-4	7-4
2011-12	1-4	4-10	1-2	6-11	2-5	4-6	3-7
2012-13	5-6	6-2	1-9	6-18	0-0	6-13	3-7
2013-14	4-4	6-7	2-6	7-14	0-0	11-8	4-9
2014-15	6-4	5-8	10-2	7-8	1-2	12-6	4-7
2015-16	5-2	3-8	2-8	6-11	4-5	6-8	4-10
2016-17	4-7	6-6	5-6	7-9	3-3	7-9	2-8
2017-18	6-3	7-4	5-4	12-6	2-2	8-9	8-6
2018-19	3-5	8-7	2-4	7-13	2-2	6-9	5-9
2019-20	5-6	4-5	3-7	3-4	5-5	6-7	4-8
2020-21	8-3	4-4	4-5	4-9	3-6	4-10	4-4
2021-22	5-7	4-7	6-6	4-8	6-2	10-6	1-10
2022-23	6-4	6-6	4-6	11-5	3-4	8-8	4-7
2023-24	6-3	5-6	7-3	11-4	6-2	10-8	4-7
2024-25	4-11	2-9	3-5	3-11	3-6	6-12	0-7
Totals	99-111	106-152	89-117	206-209	49-56	190-189	113-164

RECORDS

MISCELLANEOUS RECORDS

Franchise Record by Division/Conference

	Atlantic	Central	SE	East	Midwest	Pacific	NW	SW	West
2002-03	15-11	17-11	-	32-22	7-7	8-6	-	-	15-13
2003-04	16-10	14-14	-	30-24	4-10	7-7	-	-	11-17
2004-05	2-8	3-7	3-7	8-22	-	4-14	4-14	2-14	10-42
2005-06	5-5	2-8	6-4	13-17	-	8-10	10-8	7-9	25-27
2006-07	5-5	5-5	6-4	16-14	-	8-10	9-9	6-10	23-29
2007-08	8-2	7-3	7-3	22-8	-	13-5	11-7	10-6	34-18
2008-09	6-4	7-3	6-4	19-11	-	11-7	10-8	9-7	30-22
2009-10	2-8	4-6	5-5	11-19	-	11-7	8-10	7-9	26-26
2010-11	4-6	6-4	9-1	19-11	-	9-9	9-9	9-7	27-25
2011-12	3-2	2-5	2-4	7-11	-	5-12	6-11	3-11	14-34
2012-13	3-7	5-5	4-6	12-18	-	5-13	5-13	5-11	15-37
2013-14	6-4	8-2	5-5	19-11	-	4-14	7-11	4-12	15-37
2014-15	6-4	5-5	5-5	16-14	-	11-7	10-8	8-8	29-23
2015-16	4-6	4-6	2-8	10-20	-	8-10	8-10	4-12	20-32
2016-17	5-5	4-6	5-5	14-16	-	7-11	7-11	6-10	20-32
2017-18	6-4	9-1	6-4	21-9	-	12-6	6-12	9-7	27-25
2018-19	3-7	5-5	2-8	10-20	-	8-10	7-11	8-8	23-29
2019-20	2-6	7-3	3-3	12-12	-	5-12	9-9	4-9	18-30
2020-21	5-5	5-5	3-7	13-17	-	7-8	5-10	6-6	18-24
2021-22	2-8	6-4	3-7	11-19	-	10-8	9-9	6-10	25-27
2022-23	4-6	5-5	4-6	13-17	-	9-9	9-9	11-5	29-23
2023-24	8-2	5-5	6-4	19-11	-	12-7	9-8	9-7	30-22
2024-25	2-8	3-8	3-7	8-23	-	4-13	6-12	3-13	13-38
Totals	122-133	138-126	95-107	355-366	11-17	186-215	164-209	136-191	497-632

SE-Southeast
NW - Northwest
SW - Southwest

Games Played

2024-25	Yves Missi	73
2023-24	Jonas Valanciūnas	82
2022-23	Murphy III/ Valanciūnas	79
2021-22	Herb Jones	78
2020-21	Eric Bledsoe	71
2019-20	Josh Hart	65
2018-19	Julius Randle	73
2017-18	Miller/Moore	82
2016-17	Solomon Hill	80
2015-16	Dante Cunningham	80
2014-15	Tyreke Evans	79
2013-14	Al-Farouq Aminu	80
2012-13	Robin Lopez	82
2011-12	Aminu/Belinelli/Vasquez	66
2010-11	Belinelli/Paul	80
2009-10	Emeka Okafor	82
2008-09	Rasual Butler	82
2007-08	Pargo/Paul	80
2006-07	Jannero Pargo	82
2005-06	Rasual Butler	79
2004-05	PJ Brown	82
2003-04	Jamaal Magloire	82
2002-03	Magloire/Mashburn	82

Total Points

2024-25	CJ McCollum	1,183
2023-24	Zion Williamson	1,601
2022-23	CJ McCollum	1,568
2021-22	Jonas Valanciūnas	1,314
2020-21	Zion Williamson	1,647
2019-20	Brandon Ingram	1,477
2018-19	Julius Randle	1,565
2017-18	Anthony Davis	2,101
2016-17	Anthony Davis	2,099
2015-16	Anthony Davis	1,481
2014-15	Anthony Davis	1,656
2013-14	Anthony Davis	1,394
2012-13	Ryan Anderson	1,309
2011-12	Marco Belinelli	780
2010-11	David West	1,322
2009-10	David West	1,541
2008-09	Chris Paul	1,781
2007-08	Chris Paul	1,684
2006-07	Chris Paul	1,104
2005-06	David West	1,262
2004-05	Lee Nailon	963
2003-04	Baron Davis	1,532
2002-03	Jamal Mashburn	1,772

Scoring Average (min. 30 games played)

2024-25	Zion Williamson	24.6
2023-24	Zion Williamson	22.9
2022-23	Brandon Ingram	24.7
2021-22	Brandon Ingram	22.7
2020-21	Zion Williamson	27.0
2019-20	Brandon Ingram	23.8
2018-19	Anthony Davis	25.9
2017-18	Anthony Davis	28.1
2016-17	Anthony Davis	28.0
2015-16	Anthony Davis	24.3
2014-15	Anthony Davis	24.4
2013-14	Anthony Davis	20.8
2012-13	Eric Gordon	17.0
2011-12	Jarrett Jack	15.6
2010-11	David West	18.9
2009-10	David West	19.0
2008-09	Chris Paul	22.8
2007-08	Chris Paul	21.1
2006-07	David West	18.3
2005-06	David West	17.1
2004-05	Lee Nailon	14.2
2003-04	Baron Davis	22.9
2002-03	Jamal Mashburn	21.6

Minutes Played

2024-25	Yves Missi	1,956
2023-24	Herb Jones	2,321
2022-23	CJ McCollum	2,649
2021-22	Herb Jones	2,335
2020-21	Eric Bledsoe	2,111
2019-20	Jrue Holiday	2,117
2018-19	Jrue Holiday	2,402
2017-18	Anthony Davis	2,727
2016-17	Anthony Davis	2,708
2015-16	Anthony Davis	2,164
2014-15	Tyreke Evans	2,690
2013-14	Anthony Davis	2,358
2012-13	Greivis Vasquez	2,685
2011-12	Marco Belinelli	1,966
2010-11	Chris Paul	2,880
2009-10	David West	2,949
2008-09	Chris Paul	3,002
2007-08	Chris Paul	3,006
2006-07	Desmond Mason	2,575
2005-06	Chris Paul	2,808
2004-05	PJ Brown	2,817
2003-04	Jamaal Magloire	2,777
2002-03	Jamal Mashburn	3,321

Field Goals Made

2024-25	CJ McCollum	444
2023-24	Zion Williamson	624
2022-23	CJ McCollum	587
2021-22	Jonas Valanciūnas	510
2020-21	Zion Williamson	634
2019-20	Brandon Ingram	507
2018-19	Julius Randle	571
2017-18	Anthony Davis	780
2016-17	Anthony Davis	770
2015-16	Anthony Davis	560
2014-15	Anthony Davis	642
2013-14	Anthony Davis	522
2012-13	Ryan Anderson	472
2011-12	Marco Belinelli	286
2010-11	David West	528
2009-10	David West	619
2008-09	Chris Paul	631
2007-08	Chris Paul	630
2006-07	Desmond Mason	407
2005-06	David West	530
2004-05	Lee Nailon	415
2003-04	Baron Davis	554
2002-03	Jamal Mashburn	670

Field Goals Attempted

2024-25	CJ McCollum	1,000
2023-24	Zion Williamson	1,094
2022-23	CJ McCollum	1,344
2021-22	Brandon Ingram	983
2020-21	Brandon Ingram	1,101
2019-20	Brandon Ingram	1,096
2018-19	Jrue Holiday	1,159
2017-18	Anthony Davis	1,462
2016-17	Anthony Davis	1,526
2015-16	Anthony Davis	1,136
2014-15	Anthony Davis	1,199
2013-14	Anthony Davis	1,005
2012-13	Ryan Anderson	1,115
2011-12	Marco Belinelli	686
2010-11	David West	1,040
2009-10	David West	1,226
2008-09	David West	1,292
2007-08	David West	1,305
2006-07	Desmond Mason	900
2005-06	David West	1,036
2004-05	Lee Nailon	869
2003-04	Baron Davis	1,402
2002-03	Jamal Mashburn	1,586

RECORDS

MISCELLANEOUS RECORDS

Year-by-Year NBA Statistical Rankings

YEAR	PTS	DEF	FG%	FT%	REB	AST	STL	TO	BS
2002-03	19	5	23	11	8	11	13	116	18
2003-04	17	11	27	17	9	14	9	17	24
2004-05	30	10	30	13	25	17	25	21	27
2005-06	25	12	26	10	22	26	7	4	24
2006-07	25	10	26	21	6	27	29	8	21
2007-08	9	5	8	11	16	13	8	3	28
2008-09	26	5	16	4	26	28	16	27	26
2009-10	17	21	13	7	25	8	9	9	30
2010-11	27	5	18	15	T24	T21	9	3	20
2011-12	29	8	13	15	24	16	21	27	21
2012-13	25	14	15	8	17	23	30	12	11
2013-14	18	T16	12	11	22	19	12	6	1
2014-15	16	19	10	17	16	11	25	6	1
2015-16	13	26	19	13	22	17	16	8	23
2016-17	T18	9	20	22	13	12	16	5	5
2017-18	3	13	2	15	10	3	8	22	3
2018-19	3	23	6	18	5	3	18	24	7
2019-20	5	21	13	29	T6	3	19	29	T13
2020-21	9	24	7	29	3	10	15	22	24
2021-22	21	13	23	10	11	13	7	T17	26
2022-23	15	8	11	10	12	11	2	21	23
2023-24	13	8	9	21	13	13	3	11	22
2024-25	25	29	24	27	20	19	8	19	10

2002-2004 (29 teams in NBA), 2004-present (30 teams)

Field Goal Percentage (Minimum 250 FGA)

2024-25	Zion Williamson	(288-508)	.567
2023-24	Zion Williamson	(624-1,094)	.570
2022-23	Larry Nance Jr.	(186-305)	.610
2021-22	Jaxson Hayes	(245-398)	.616
2020-21	Jaxson Hayes	(175-280)	.625
2019-20	Jaxson Hayes	(174-259)	.672
2018-19	Cheick Diallo	(168-271)	.620
2017-18	Anthony Davis	(780-1,462)	.534
2016-17	Anthony Davis	(770-1,526)	.505
2015-16	Alonzo Gee	(132-255)	.518
2014-15	Alexis Ajinca	(181-329)	.550
2013-14	Anthony Davis	(522-1005)	.519
2012-13	Robin Lopez	(384-719)	.534
2011-12	Gustavo Ayon	(140-261)	.536
2010-11	Emeka Okafor	(300-524)	.573
2009-10	Emeka Okafor	(348-656)	.530
2008-09	Tyson Chandler	(160-283)	.565
2007-08	Tyson Chandler	(377-605)	.623
2006-07	Tyson Chandler	(292-468)	.624
2005-06	David West	(530-1036)	.512
2004-05	Chris Andersen	(191-358)	.534
2003-04	Robert Traylor	(145-287)	.505
2002-03	PJ Brown	(319-601)	.531

Free Throws Made

2024-25	Trey Murphy III	204
2023-24	Zion Williamson	347
2022-23	Brandon Ingram	240
2021-22	Brandon Ingram	266
2020-21	Zion Williamson	369
2019-20	Brandon Ingram	313
2018-19	Julius Randle	356
2017-18	Anthony Davis	495
2016-17	Anthony Davis	519
2015-16	Anthony Davis	326
2014-15	Anthony Davis	371
2013-14	Anthony Davis	348
2012-13	Eric Gordon	187
2011-12	Carl Landry	147
2010-11	Chris Paul	337
2009-10	David West	296
2008-09	Chris Paul	455
2007-08	Chris Paul	332
2006-07	Chris Paul	292
2005-06	Chris Paul	394
2004-05	PJ Brown	210
2003-04	Jamaal Magloire	353
2002-03	Jamal Mashburn	313

Free Throws Attempted

2024-25	Zion Williamson	241
2023-24	Zion Williamson	494
2022-23	Brandon Ingram	272
2021-22	Brandon Ingram	322
2020-21	Zion Williamson	529
2019-20	Brandon Ingram	368
2018-19	Julius Randle	487
2017-18	Anthony Davis	598
2016-17	Anthony Davis	647
2015-16	Anthony Davis	430
2014-15	Anthony Davis	461
2013-14	Anthony Davis	440
2012-13	Anthony Davis	225
2011-12	Carl Landry	184
2010-11	Chris Paul	384
2009-10	David West	342
2008-09	Chris Paul	524
2007-08	Chris Paul	390
2006-07	Chris Paul	357
2005-06	Chris Paul	465
2004-05	PJ Brown	243
2003-04	Jamaal Magloire	470
2002-03	Jamal Mashburn	369

RECORDS

MISCELLANEOUS RECORDS

CAREER LEADERS

Seasons

1. David West	8
2. Anthony Davis	7
Jrue Holiday	7
3. Chris Paul	6
Brandon Ingram	6
4. Eric Gordon	5
Peja Stojakovic	5
ZION WILLIAMSON	5

Games Played

1. David West	530
2. Anthony Davis	466
3. Chris Paul	425
4. Jrue Holiday	415
5. PJ Brown	315

Games Started

1. Anthony Davis	461
2. David West	438
3. Chris Paul	425
4. Jrue Holiday	364
5. PJ Brown	309

Minutes Played

1. David West	17,160
2. Anthony Davis	16,108
3. Chris Paul	15,761
4. Jrue Holiday	13,913
5. PJ Brown	10,559

Total Points

1. Anthony Davis	11,059
2. David West	8,690
3. Chris Paul	7,936
4. Jrue Holiday	7,321
5. Brandon Ingram	7,017

Average Points

(min. 82 games)	
1. ZION WILLIAMSON	24.7
2. Anthony Davis	23.7
3. Brandon Ingram	23.0
4. Jamal Mashburn	21.5
5. CJ McCollum	21.1

Field Goals Made

1. Anthony Davis	4,153
2. David West	3,476
3. Jrue Holiday	2,876
4. Chris Paul	2,793
5. Brandon Ingram	2,532

Field Goals Attempted

1. Anthony Davis	8,030
2. David West	7,091
3. Jrue Holiday	6,225
4. Chris Paul	5,929
5. Brandon Ingram	5,365

Field Goal Percentage

(min. 1000 FGA)	
1. Jaxson Hayes	.622
2. Tyson Chandler	.611
3. ZION WILLIAMSON	.589
4. Jonas Valanciunas	.549
5. Emeka Okafor	.544

3-Point Field Goals Made

1. CJ McCollum	692
2. Jrue Holiday	628
3. TREY MURPHY III	600
4. Brandon Ingram	560
5. Peja Stojakovic	553

3-Point Field Goal Attempted

1. Jrue Holiday	1,817
2. CJ McCollum	1,739
3. TREY MURPHY III	1,566
4. Brandon Ingram	1,506
5. Ryan Anderson	1,438

3-Point Field Goal Percentage

(min. 200 3PA)	
1. Luke Babbitt	.436
2. JJ Redick	.430
3. Quincy Pondexter	.416
4. Peja Stojakovic	.404
5. E'Twaun Moore	.404

Free Throws Made

1. Anthony Davis	2,572
2. Chris Paul	1,971
3. David West	1,704
4. Brandon Ingram	1,393
5. ZION WILLIAMSON	1,165

Free Throws Attempted

1. Anthony Davis	3,234
2. Chris Paul	2,310
3. David West	2,030
4. ZION WILLIAMSON	1,690
5. Brandon Ingram	1,644

Free Throw Percentage

(min. 125 FTA)	
1. Brian Roberts	.929
2. JJ Redick	.905
3. Peja Stojakovic	.899
4. TREY MURPHY III	.875
5. Ryan Anderson	.868

Offensive Rebounds

1. Anthony Davis	1,208
2. David West	1,110
3. PJ Brown	928
4. Tyson Chandler	805
5. Jonas Valanciunas	637

Defensive Rebounds

1. Anthony Davis	3,698
2. David West	2,743
3. PJ Brown	1,747
4. Jonas Valanciunas	1,731
5. Chris Paul	1,647

Total Rebounds

1. Anthony Davis	4,906
2. David West	3,853
3. PJ Brown	2,675
4. Jonas Valanciunas	2,368
5. Tyson Chandler	2,225

Average Rebounds

(min. 82 games)	
1. Tyson Chandler	11.3
2. Anthony Davis	10.5
3. Jonas Valanciunas	10.1
4. Jamaal Magloire	9.5
5. Emeka Okafor/PJ Brown	8.5

Assists

1. Chris Paul	4,228
2. Jrue Holiday	2,833
3. Brandon Ingram	1,580
4. Tyreke Evans	1,139
5. CJ McCollum	1,113

Average Assists

(min. 82 games)	
1. Chris Paul	9.9
2. Greivis Vasquez	7.4
3. Baron Davis	7.0
4. Jrue Holiday	6.8
5. Lonzo Ball	6.4

Steals

1. Chris Paul	1,010
2. Anthony Davis	639
3. Jrue Holiday	638
4. David West	396
5. HERB JONES	375

Turnovers

1. Jrue Holiday	1,164
2. Chris Paul	1,065
3. David West	931
4. Brandon Ingram	874
5. Anthony Davis	869

Blocked Shots

1. Anthony Davis	1,121
2. David West	435
3. Emeka Okafor	305
4. Tyson Chandler	269
5. Jrue Holiday	267

RECORDS

MISCELLANEOUS RECORDS

Single Game

Most Points Scored By New Orleans In A Loss	140	at GSW (147)	16-Jan-19
Fewest Points Scored By New Orleans In A Victory	75	at SAC (71)	21-Nov-10
		at CHA (67)	16-Apr-12
Widest Margin In A New Orleans Victory	48	vs. MIN (139-91)	14-Nov-14
Widest Margin In A New Orleans Loss	49	vs. MIA (104-153)	11-Apr-25
Most Free Throws Missed	16	vs. MIA (16-52)	21-Nov-06
		vs. OKC (29-45)	2-Dec-14
		vs. ORL (15-31)	28-Oct-14
Most Players Scoring In Double Figures	9	vs. PHX	16-Mar-19
Fewest Players Scoring In Double Figures	1	Done five times; most recently: at OKC	27-Feb-13
Most Players Scoring 20 Or More Points	4	Done 29 times; most recently: vs. UTA	2-Mar-25

Single Season

Longest Winning Streak	10		9-Jan-11 thru 26-Jan-11 10-Feb-18 thru 7-Mar-18
Longest Home Winning Streak	11		30-Oct-02 thru 6-Dec-02 27-Feb-08 thru 6-Apr-08
Longest Road Winning Streak	8		19-Dec-07 thru 26-Jan-08
Longest Losing Streak	13		23-Nov-19 thru 17-Dec-19
Longest Home Losing Streak	10		16-Mar-05 thru 20-Apr-05
Longest Road Losing Streak	15		23-Nov-04 thru 7-Jan-05 27-Oct-24 thru 1-Jan-25
Most Consecutive 100+ point games	49		9-Dec-19 thru 13-Aug-20
Most 30+ Point Games	36	Anthony Davis	2016-17
Most 20+ Point Games	59	Anthony Davis	2016-17
		Anthony Davis	2017-18
Most 10+ Point Games	79	Jamal Mashburn	2002-03
Most 10+ Point And 10+ Rebound Games	50	Anthony Davis	2017-18
		Jonas Valanciūnas	2021-22
Most Consecutive 30+ Point Games	5	Anthony Davis	7-Jan-19 thru 16-Jan-19
Most Consecutive 20+ Point Games	25	Zion Williamson	6-Feb-21 thru 6-Apr-21
Most Consecutive 10+ Point Games	61	Brandon Ingram	23-Dec-20 thru 4-May-21
		Zion Williamson	23-Dec-20 thru 4-May-21
Most Times Led Or Shared Scoring Lead	61	Anthony Davis	2016-17

Career

Most Consecutive Games Played	175	Jamaal Magloire	30-Oct-02 thru 26-Nov-04
Most Consecutive Games Started	429	David West	1-Nov-05 thru 24-Mar-11
Most Consecutive 10+ Point Games	128	Brandon Ingram	4-Nov-19 thru 20-Nov-21

RECORDS

PLAYOFF RECORDS

2003 NBA Playoffs • First Round (2-4)

No.	Date	H/A	W/L	Opp	NOH/Opp	NOH Hi Scorer	NOH Hi Reb	Opp Hi Scorer	Opp Hi Reb	Attend
1	4/20	A	L	PHI	90-98	Mashburn 28	Brown 8	Iverson 55	Van Horn 10	19,711
2	4/23	A	L	PHI	85-90	Wesley 24	Magloire 7	Iverson 29	K. Thomas 16	20,229
3	4/26	H	W	PHI	99-85	Davis 28	Brown 12	Iverson 28	Van Horn 9	17,520
4	4/28	H	L	PHI	87-96	Davis 34	Brown 9	Iverson 22	K. Thomas 8	16,243
5	4/30	A	W	PHI	93-91	Mashburn 21	Magloire 12	Iverson 30	Thomas 14	19,403
6	5/2	H	L	PHI	103-107	Mashburn 36	Three with 8	Iverson 45	Van Horn 18	18,570

2004 NBA Playoffs • First Round (3-4)

No.	Date	H/A	W/L	Opp	NOH/Opp	NOH Hi Scorer	NOH Hi Reb	Opp Hi Scorer	Opp Hi Reb	Attend
1	4/18	A	L	MIA	79-81	Davis 17	Brown, Magloire 11	Wade 21	Odom 11	20,102
2	4/21	A	L	MIA	63-93	Davis 13	Magloire 10	E. Jones 19	Grant 11	20,189
3	4/24	H	W	MIA	77-71	Davis 21	Brown, Lynch 11	C. Butler 24	C. Butler 15	14,251
4	4/27	H	W	MIA	96-85	Davis 23	Brown, West 7	Odom 25	Grant 9	16,009
5	4/30	A	L	MIA	83-87	Davis 33	Brown 13	E. Jones 25	C. Butler 11	20,147
6	5/2	H	W	MIA	89-83	Brown, Lyn 16	Brown, Mag 9	Wade 27	Odom 11	17,297
7	5/4	A	L	MIA	77-85	Smith 25	Magloire 10	Butler 23	Three with 9	20,286

2008 NBA Playoffs • First Round (4-1)

No.	Date	H/A	W/L	Opp	NOH/Opp	NOH Hi Scorer	NOH Hi Reb	Opp Hi Scorer	Opp Hi Reb	Attend
1	4/19	H	W	DAL	104-92	Paul 35	Chandler 15	Nowitzki 31	Nowitzki 10	17,446
2	4/21	H	W	DAL	127-103	Chandler 11	Chandler 11	Nowitzki 27	Bass 8	17,885
3	4/24	A	L	DAL	87-97	Pargo 30	Chandler 11	Nowitzki 21	Nowitzki 19	20,839
4	4/27	A	W	DAL	97-84	West 24	West 9	Nowitzki 22	Nowitzki 13	20,644
5	4/30	H	W	DAL	99-94	West 25	Chandler 14	Nowitzki 22	Nowitzki 13	18,620

2008 NBA Playoffs • Second Round (3-4)

No.	Date	H/A	W/L	Opp	NOH/Opp	NOH Hi Scorer	NOH Hi Reb	Opp Hi Scorer	Opp Hi Reb	Attend
1	5/3	H	W	SAS	104-82	West 30	Chandler 15	Parker 23	Ginobili/Oberto 6	18,040
2	5/5	H	W	SAS	102-84	Paul 30	Chandler 11	Duncan 18	Duncan 8	17,927
3	5/8	A	L	SAS	99-110	Paul 35	West 12	Parker/Ginobili 51	Duncan 13	18,797
4	5/11	A	L	SAS	80-100	Paul 23	Paul/Armstrong 6	Duncan 22	Duncan 15	18,797
5	5/13	H	W	SAS	101-79	West 38	West 14	Ginobili 20	Duncan 23	18,246
6	5/15	A	L	SAS	80-99	Paul 21	Five with 6	Ginobili 25	Duncan 15	18,797
7	5/19	H	L	SAS	82-91	West 20	Chandler 15	Ginobili 26	Duncan 14	18,235

2009 NBA Playoffs • First Round (1-4)

No.	Date	H/A	W/L	Opp	NOH/Opp	NOH Hi Scorer	NOH Hi Reb	Opp Hi Scorer	Opp Hi Reb	Attend
1	4/19	A	L	DEN	84-113	Paul 21	West 6	Billups 36	Hilario 14	19,536
2	4/22	A	L	DEN	93-108	West 21	Chandler 11	Billups 31	Hilario 8	19,623
3	4/25	H	W	DEN	95-93	Paul 32	West 9	Anthony 25	Martin 10	17,489
4	4/27	H	L	DEN	63-121	West 14	Posey 7	Anthony 26	Andersen 8	17,236
5	4/29	A	L	DEN	86-107	West 24	West 9	Anthony 34	Hilario/Martin/Anderson 7	19,623

2011 NBA Playoffs • First Round (2-4)

No.	Date	H/A	W/L	Opp	NOH/Opp	NOH Hi Scorer	NOH Hi Reb	Opp Hi Scorer	Opp Hi Reb	Attend
1	4/17	A	W	LAL	109-100	Paul 33	Ariza/Paul 7	Bryant 34	World Peace 11	18,997
2	4/20	A	L	LAL	78-87	Ariza 22	Gray 8	Bryant 17	Bynum 11	18,997
3	4/22	H	L	LAL	86-100	Landry 23	Ariza 12	Bryant 30	Bynum 11	18,340
4	4/24	H	W	LAL	93-88	Paul 27	Paul 13	Bryant 17	Bynum 9	18,083
5	4/26	A	L	LAL	90-106	Ariza 22	Gray 6	Bryant 19	Bynum 10	18,997
6	4/28	H	L	LAL	80-98	Landry 19	Paul 8	Bryant 24	Bynum 12	17,949

2015 NBA Playoffs • First Round (0-4)

No.	Date	H/A	W/L	Opp	NOH/Opp	NOH Hi Scorer	NOH Hi Reb	Opp Hi Scorer	Opp Hi Reb	Attend
1	4/18	A	L	GSW	99-106	Davis 35	Asik/Pondexter 9	Curry 34	Bogut 14	19,596
2	4/20	A	L	GSW	87-97	Davis 26	Asik 13	Thompson 26	Bogut 14	19,596
3	4/23	H	L	GSW	119-123*	Davis 29	Davis 15	Curry 40	Green 17	18,444
4	4/25	H	L	GSW	98-109	Davis 36	Davis 11	Curry 39	Green 10	18,443

* overtime

2018 NBA Playoffs • First Round (4-0)

No.	Date	H/A	W/L	Opp	NOH/Opp	NOH Hi Scorer	NOH Hi Reb	Opp Hi Scorer	Opp Hi Reb	Attend
1	4/14	A	W	POR	97-95	Davis 35	Davis 14	McCollum 19	Nurkic 11	19,882
2	4/17	A	W	POR	111-102	Holiday 33	Davis 12	McCollum 22	Aminu 15	20,066
3	4/19	H	W	POR	119-102	Mirotic 30	Davis 11	McCollum 22	Aminu/Davis 8	18,551
4	4/21	H	W	POR	131-123	Davis 47	Mirotic 11	McCollum 38	Nurkic 11	18,544

RECORDS

PLAYOFF RECORDS

2012 NBA Playoffs • Second Round (1-4)

No.	Date	H/A	W/L	Opp	NOP/Opp	NOP HI Scorer	NOP HI Reb	Opp HI Scorer	Opp HI Reb	Attend
1	4/28	A	L	GSW	101-125	Davis 21	Davis 10	Thompson 27	Green 15	19,596
2	5/1	A	L	GSW	116-121	Davis 15	Durant 29	Durant 29	Green 12	19,596
3	5/4	H	W	GSW	119-100	Davis 35	Davis 18	Thompson 26	Green 12	18,551
4	5/6	H	L	GSW	118-92	Davis 26	Davis 12	Durant 38	Durant/Green 9	18,513
5	5/8	A	L	GSW	104-113	Davis 34	Davis 19	Curry 28	Green 14	19,596

2022 NBA Playoffs • First Round (2-4)

No.	Date	H/A	W/L	Opp	NOP/Opp	NOP HI Scorer	NOP HI Reb	Opp HI Scorer	Opp HI Reb	Attend
1	4/17	A	L	PHX	99-110	McCollum 25	Valanciunas 25	Paul 30	Ayton 9	17,071
2	4/19	A	W	PHX	125-114	Ingram 37	Valanciunas 15	Booker 31	Ayton 9	17,071
3	4/22	H	L	PHX	111-114	Ingram 34	Valanciunas 11	Ayton/Paul 28	Ayton 17	18,962
4	4/24	H	W	PHX	118-103	Ingram 30	Valanciunas 15	Ayton 23	Ayton 8	18,962
5	4/26	A	L	PHX	97-112	Ingram 22	Valanciunas 14	Bridges 31	Ayton/Johnson 9	17,071
6	4/28	H	L	PHX	109-115	Ingram 21	Nance/Valanciunas 8	Paul 33	Ayton 7	18,710

2024 NBA Playoffs • First Round (0-4)

No.	Date	H/A	W/L	Opp	NOP/Opp	NOP HI Scorer	NOP HI Reb	Opp HI Scorer	Opp HI Reb	Attend
1	4/21	A	L	OKC	92-94	Murphy III 21	Valanciunas 20	Gilgeous-Alexander 28	Holmgren 11	18,203
2	4/24	A	L	OKC	92-124	Valanciunas 19	Valanciunas 13	Gilgeous-Alexander 33	Holmgren 7	18,203
3	4/27	H	L	OKC	85-106	Ingram 19	Nance Jr. 13	Gilgeous-Alexander 24	Jal. Williams 9	18,659
4	4/29	H	L	OKC	89-97	McCollum 20	Valanciunas 13	Gilgeous-Alex./Williams 24	Gilgeous-Alexander 10	18,487

2003 First Round vs. Philadelphia 76ers

Player	G	GS	MIN	FG	FGA	PCT	3PM	3PA	PCT	FT	FTA	PCT	OFF	DEF	TOT	AST	PF	DQ	STL	TO	BLK	PTS	AVG
Mashburn	4	4	162	34	79	.430	6	15	.400	25	35	.714	0	14	14	21	4	0	4	10	1	99	24.8
Davis	5	5	194	37	83	.446	12	35	.343	16	22	.727	4	14	18	42	20	0	7	15	2	102	20.4
Wesley	6	6	185	29	72	.403	14	34	.412	7	7	1.00	1	6	7	13	23	1	5	15	1	79	13.2
Magloire	6	6	188	22	49	.449	0	0	---	25	33	.758	17	33	50	2	15	0	4	9	6	69	11.5
Brown	6	6	193	21	44	.477	0	0	---	19	25	.760	20	26	46	6	22	0	7	5	3	61	10.2
Lynch	6	3	163	18	42	.429	5	18	.278	1	4	.250	10	27	37	10	14	0	6	8	5	42	7.0
Moiso	4	0	60	10	16	.625	0	0	---	3	4	.750	8	8	16	5	9	0	0	4	7	23	5.8
Augmon	4	0	69	5	15	.333	0	0	---	7	8	.875	1	9	10	3	8	0	3	3	0	17	4.3
Pack	4	0	42	6	13	.462	0	0	---	3	3	1.00	0	1	1	4	9	0	0	1	0	15	3.8
Alexander	5	0	39	7	16	.438	1	1	1.00	3	4	.750	2	2	4	1	6	0	2	1	0	18	3.6
Traylor	6	0	94	10	22	.455	0	0	---	1	4	.250	11	19	30	4	17	0	3	6	5	21	3.5
Anderson	5	0	51	4	12	.333	0	0	---	3	3	1.00	0	2	2	9	6	0	3	4	0	11	2.2
NOH	6	--	1440	203	463	.438	38	103	.369	113	152	.743	74	161	235	120	153	1	44	88	30	557	92.8
PHI	6	--	1440	201	454	.443	26	74	.351	139	170	.818	74	161	235	118	137	1	47	86	14	567	94.5

2004 First Round vs. Miami Heat

Player	G	GS	MIN	FG	FGA	PCT	3PM	3PA	PCT	FT	FTA	PCT	OFF	DEF	TOT	AST	PF	DQ	STL	TO	BLK	PTS	AVG
Davis	7	7	260	43	114	.377	16	49	.327	25	33	.758	6	23	29	49	21	0	11	19	5	127	18.1
Lynch	7	7	147	25	57	.439	3	12	.250	5	8	.625	13	24	37	12	15	0	3	7	3	58	8.3
Augmon	7	0	168	18	48	.375	0	1	.000	16	18	.889	4	15	19	7	13	0	6	13	1	52	7.4
Smith	5	0	46	12	26	.462	6	11	.545	2	3	.667	2	6	8	1	5	0	0	3	0	32	6.4
West	7	0	111	15	28	.536	0	0	---	11	13	.846	8	22	30	8	10	0	2	7	4	41	5.9
Armstrong	7	0	150	8	34	.235	5	25	.200	3	3	1.000	6	9	15	16	10	0	6	13	0	24	3.4
Traylor	4	0	40	4	9	.444	0	0	---	2	3	.667	1	9	10	1	8	0	3	2	1	10	2.5
Williams	3	0	18	2	5	.400	0	1	.000	3	4	.750	0	0	0	4	5	0	1	4	0	7	2.3
Carter	1	0	2	0	1	.000	0	0	---	0	0	---	0	0	0	0	0	0	0	0	0	0	0.0
NOH	7	--	1680	205	534	.384	41	130	.315	113	145	.779	86	210	296	135	146	1	43	120	32	564	80.6
MIA	7	--	1680	213	527	.404	29	110	.255	131	178	.736	84	216	300	114	164	1	57	106	28	585	83.6

2008 Both Rounds Combined

Player	G	GS	MIN	FG	FGA	PCT	3PM	3PA	PCT	FT	FTA	PCT	OFF	DEF	TOT	AST	PF	DQ	STL	TO	BLK	PTS	AVG
Paul	12	12	486	111	221	.502	5	21	.238	62	79	.785	16	43	59	135	43	1	28	22	2	289	24.1
West	12	12	485	102	219	.466	1	2	.500	49	55	.891	21	81	102	34	32	0	13	21	23	254	21.2
Stojakovic	12	12	455	58	133	.436	28	51	.549	25	27	.926	6	59	65	6	19	0	6	8	1	169	14.1
Pargo	12	0	265	45	116	.388	15	43	.349	17	24	.708	5	25	30	27	22	0	12	11	2	122	10.2
Chandler	12	12	412	43	68	.632	0	0	---	10	16	.625	45	78	123	5	43	0	5	10	20	96	8.0
Peterson	12	12	277	33	68	.485	16	34	.471	4	6	.667	3	28	31	7	29	0	6	5	3	86	7.2
Wright	11	0	131	20	44	.455	2	9	.222	5	6	.833	6	12	18	5	8	0	10	5	1	47	4.3
Wells	12	0	170	22	57	.386	0	2	.000	0	6	.000	4	27	31	8	26	0	4	6	3	44	3.7
James	4	0	28	4	12	.333	2	5	.400	2	2	1.000	0	1	1	1	0	0	2	1	0	12	3.0
Armstrong	8	0	72	8	13	.615	0	0	---	5	10	.500	9	11	20	0	12	0	0	4	6	21	2.6
Ely	7	0	59	4	15	.267	0	0	---	7	10	.700	5	6	11	1	13	0	0	4	0	5	2.1
Bowen	9	0	39	1	6	.167	0	1	.000	2	2	1.000	3	11	14	2	1	0	1	1	0	4	0.4
NOH	12	--	2880	451	972	.464	69	168	.411	188	243	.774	123	382	505	231	248	1	87	106	61	1159	96.6
OPPONENTS	12	--	2880	395	929	.425	107	285	.375	218	288	.757	140	385	525	262	248	0	50	148	48	1115	92.9

RECORDS

PLAYOFF RECORDS

2008 First Round vs. Dallas Mavericks

Player	G	GS	MIN	FG	FGA	PCT	3PM	3PA	PCT	FT	FTA	PCT	OFF	DEF	TOT	AST	PF	DQ	STL	TO	BLK	PTS	AVG	
Paul	5	5	202	45	90	.500	3	11	.273	30	37	.811	4	24	28	60	17	0	10	6	2	123	24.6	
West	5	5	203	45	93	.484	1	1	1.000	22	23	.957	10	27	37	17	16	0	3	3	8	113	22.6	
Stojakovic	5	5	184	25	60	.417	17	28	.607	12	13	.923	1	27	28	4	10	0	2	4	1	79	15.8	
Pargo	5	0	133	28	55	.509	9	20	.450	8	15	.533	0	12	12	12	8	0	5	9	0	73	14.6	
Chandler	5	5	175	17	33	.515	0	0	---	2	2	1.000	23	33	56	1	19	0	1	6	7	36	7.2	
Peterson	5	5	95	15	26	.577	4	11	.364	2	2	1.000	2	8	10	1	11	0	0	0	0	2	36	7.2
Wright	5	0	57	9	17	.529	0	3	.000	3	4	.750	2	4	6	2	6	0	5	2	1	21	4.2	
Wells	5	0	83	10	24	.417	0	0	---	0	4	.000	2	10	12	6	12	0	3	3	2	20	4.0	
Armstrong	5	0	55	4	8	.500	0	0	---	3	6	.500	6	6	12	0	12	0	0	4	5	11	2.2	
Bowen	3	0	12	0	2	.000	0	0	---	2	2	1.000	0	4	4	1	1	0	1	0	0	2	0.7	
NOH	5	-	1200	198	408	.485	34	74	.459	84	108	.778	50	155	205	104	112	0	30	42	28	514	102.8	
DAL	5	-	1200	158	394	.401	36	104	.346	118	150	.787	72	154	226	97	103	0	20	58	20	470	94.0	

2008 Second Round vs. San Antonio Spurs

Player	G	GS	MIN	FG	FGA	PCT	3PM	3PA	PCT	FT	FTA	PCT	OFF	DEF	TOT	AST	PF	DQ	STL	TO	BLK	PTS	AVG	
Paul	7	7	284	66	131	.504	2	10	.200	32	42	.762	12	19	31	75	26	1	18	16	0	166	23.7	
West	7	7	282	57	126	.452	0	1	.000	27	32	.844	11	54	65	17	16	0	10	18	15	141	20.1	
Stojakovic	7	7	271	33	73	.452	11	23	.478	13	14	.929	5	32	37	2	9	0	4	4	0	90	12.9	
Chandler	7	7	236	26	35	.743	0	0	---	8	14	.571	22	45	67	4	24	0	4	4	13	60	8.6	
Peterson	7	7	182	18	42	.429	12	23	.522	2	4	.500	1	20	21	6	18	0	6	5	1	50	7.1	
Pargo	7	0	132	17	61	.279	6	23	.261	9	9	1.000	5	13	18	15	14	0	7	2	2	49	7.0	
Wright	6	0	74	11	27	.407	2	6	.333	2	2	1.000	4	8	12	3	2	0	5	3	0	26	4.3	
Wells	7	0	87	12	33	.364	0	2	.000	0	2	.000	2	17	19	2	14	0	1	3	1	24	3.4	
Armstrong	3	0	17	4	5	.800	0	0	---	2	4	.500	3	5	8	0	0	0	0	0	1	10	3.3	
James	4	0	28	4	12	.333	2	5	.400	2	2	1.000	0	1	1	1	0	0	0	2	1	0	12	3.0
Ely	7	0	59	4	15	.267	0	0	---	7	10	.700	5	6	11	1	13	0	0	4	0	15	2.1	
Bowen	6	0	28	1	4	.250	0	1	.000	0	0	---	3	7	10	1	0	0	1	0	2	0	2	0.3
NOH	7	-	1680	253	564	.449	35	94	.372	104	135	.770	73	227	300	127	136	1	57	64	33	645	92.1	
SAS	7	-	1680	237	535	.443	71	181	.392	100	138	.725	68	231	299	165	145	0	30	90	28	645	92.1	

2009 First Round vs. Denver Nuggets

Player	G	GS	MIN	FG	FGA	PCT	3PM	3PA	PCT	FT	FTA	PCT	OFF	DEF	TOT	AST	PF	DQ	STL	TO	BLK	PTS	AVG
West	5	5	178	32	80	.400	0	0	---	26	29	.897	5	32	37	6	19	1	5	14	2	90	18.0
Paul	5	5	201	30	73	.411	5	16	.313	18	21	.857	4	18	22	52	8	0	8	24	0	83	16.6
Posey	5	0	123	15	40	.375	5	19	.263	22	26	.846	5	26	31	3	12	0	3	10	0	57	11.4
Stojakovic	5	5	162	18	49	.367	8	26	.308	12	13	.923	4	10	14	2	17	0	4	6	1	56	11.2
Butler	5	5	158	17	37	.459	10	19	.526	9	9	1.000	3	12	15	1	14	0	1	6	4	53	10.6
Armstrong	4	1	53	6	13	.462	0	0	---	3	10	.300	3	5	8	1	15	1	4	6	1	15	3.8
Chandler	4	4	94	6	12	.500	0	0	---	3	6	.500	8	13	21	2	17	1	2	8	1	15	3.8
Marks	5	0	80	6	13	.462	0	1	.000	4	5	.800	10	10	20	0	9	0	3	2	2	16	3.2
Peterson	2	0	21	1	5	.200	1	3	.333	3	4	.750	1	2	3	1	3	0	1	0	0	6	3.0
Daniels	5	0	64	2	13	.154	1	4	.250	9	11	.818	1	2	3	9	1	0	2	5	1	14	2.8
Brown	3	0	33	3	8	.375	0	4	.000	2	2	1.000	2	3	5	0	2	0	0	3	0	8	2.7
Wright	4	0	32	3	7	.429	0	0	---	2	4	.500	0	6	6	2	6	0	0	1	1	8	2.0
Bowen	1	0	2	0	1	.000	0	0	---	0	0	---	0	0	0	0	1	0	0	0	0	0	0.0
NOH	5	-	1200	139	351	.396	30	92	.326	113	140	.807	46	139	185	79	124	3	33	92	13	421	84.2
DEN	5	-	1200	191	383	.499	49	101	.485	111	146	.760	50	159	209	125	124	2	47	63	26	542	108.4

2011 First Round vs. Los Angeles Lakers

Player	G	GS	MIN	FG	FGA	PCT	3PM	3PA	PCT	FT	FTA	PCT	OFF	DEF	TOT	AST	PF	DQ	STL	TO	BLK	PTS	AVG
Paul	6	6	250	42	77	.545	9	19	.474	39	49	.796	3	37	40	69	11	0	11	22	0	132	22.0
Landry	6	6	213	31	68	.456	0	0	---	33	36	.917	11	19	30	6	25	1	4	12	3	95	15.8
Ariza	6	6	241	35	85	.412	7	21	.333	16	22	.727	7	32	39	20	16	0	8	17	3	93	15.5
Bellini	6	6	173	23	63	.365	8	26	.308	4	4	1.000	0	5	5	4	12	0	5	4	0	58	9.7
Okafor	6	6	188	20	31	.645	0	0	---	4	11	.364	17	16	33	0	28	1	6	12	6	44	7.3
Jack	6	0	111	12	34	.353	0	5	.000	11	16	.688	1	14	15	13	4	0	1	8	1	35	5.8
Green	6	0	84	14	36	.389	2	9	.222	4	7	.571	1	4	5	4	14	0	2	3	0	34	5.7
Gray	6	0	87	9	13	.692	0	0	---	3	8	.375	3	18	21	2	13	0	2	5	2	21	3.5
Smith	6	0	58	7	15	.467	0	0	---	0	0	---	1	6	7	1	11	0	2	0	0	14	2.3
Ewing Jr.	2	0	2	1	1	1.000	1	1	1.000	0	0	.000	0	0	0	0	0	0	0	0	0	3	1.5
Mbenga	5	0	26	2	2	1.000	0	0	---	1	2	.500	2	3	5	1	7	0	2	1	3	5	1.0
Pondexter	3	0	9	1	6	.167	0	3	.000	0	0	---	0	1	1	1	1	0	0	0	0	2	0.7
NOH	6	-	1440	197	431	.457	27	84	.321	115	155	.742	46	155	254	121	142	2	43	77	18	542	89.3
LAL	6	-	1440	207	447	.463	33	90	.367	132	165	.800	74	171	293	115	127	1	35	77	35	597	96.5

RECORDS

PLAYOFF RECORDS

2015 First Round vs. Golden State Warriors

Player	G	GS	MIN	FG	FGA	PCT	3PM	3PA	PCT	FT	FTA	PCT	OFF	DEF	TOT	AST	PF	DQ	STL	TO	BLK	PTS	AVG
Davis	4	4	172	47	87	.540	0	2	.000	32	36	.889	9	35	44	8	12	-	5	13	12	126	31.5
Gordon	4	4	143	28	64	.444	13	32	.406	5	6	.833	2	7	9	15	11	-	2	10	2	74	18.5
Anderson	4	0	95	16	36	.444	5	12	.417	6	6	1.000	7	10	17	9	12	-	---	4	2	43	10.8
Evans	4	4	125	14	43	.326	2	11	.182	10	17	.588	3	17	20	20	10	-	5	6	1	40	10.0
Cole	4	0	106	15	36	.417	3	14	.214	2	3	.667	1	6	7	7	15	-	---	8	1	35	8.8
Pondexter	4	4	124	10	28	.357	3	10	.300	6	7	.857	3	17	20	12	13	-	7	1	---	29	7.3
Holiday	3	0	55	7	19	.368	1	4	.250	4	4	1.000	2	1	3	13	3	-	2	5	1	19	6.3
Cunningham	4	0	75	9	11	.818	---	---	---	3	3	1.000	4	14	18	2	7	-	3	---	4	21	5.3
Ajinca	3	0	10	4	4	1.000	---	---	---	---	---	---	---	1	1	1	2	-	1	---	---	8	2.7
Asik	4	4	79	2	10	.200	---	---	---	4	7	.571	12	17	29	6	10	-	5	5	---	8	2.0
NOP	4	-	985	152	338	.450	27	85	.318	72	89	.809	44	125	169	93	95	0	30	52	23	403	100.8
GSW	4	-	985	157	350	.449	47	124	.379	74	106	.698	56	130	186	103	79	1	29	48	25	435	108.8

2018 Both Rounds Combined

Player	G	GS	MIN	FG	FGA	PCT	3PM	3PA	PCT	FT	FTA	PCT	OFF	DEF	TOT	AST	PF	DQ	STL	TO	BLK	PTS	AVG
Davis	9	9	358	106	204	.520	6	22	.273	53	64	.828	24	97	121	15	30	0	18	23	21	271	30.1
Holiday	9	9	348	88	170	.518	16	50	.320	21	30	.700	9	42	51	57	22	0	10	23	5	213	23.7
Mirotic	9	9	320	49	102	.480	22	51	.431	15	19	.789	9	77	86	15	24	1	10	10	12	135	15.0
Moore	9	9	284	41	88	.466	9	25	.360	11	16	.688	6	17	23	15	20	0	6	11	1	102	11.3
Rondo	9	9	302	38	92	.415	8	19	.421	9	14	.643	9	59	68	110	20	0	15	33	2	93	10.5
Crawford	2	0	15	8	13	.615	3	8	.375	0	0	---	0	4	4	1	1	0	1	3	0	19	9.5
Clark	9	0	190	28	66	.424	10	28	.357	4	4	1.000	2	8	10	11	20	0	8	9	2	70	7.8
Miller	9	0	162	14	34	.412	9	24	.375	6	6	1.000	2	18	20	11	10	0	5	6	0	43	4.8
Hill	9	0	114	9	25	.360	6	16	.375	9	10	.900	6	11	17	7	17	0	1	6	1	33	3.7
Diallo	7	0	48	5	12	.417	0	0	---	0	0	---	4	5	9	0	9	0	1	1	1	10	1.4
Liggins	3	0	14	0	1	.000	0	0	---	1	2	.500	0	1	1	0	0	0	2	0	0	1	0.3
Okafor	1	0	4	0	1	.000	0	0	---	0	0	---	0	0	0	0	1	0	0	0	0	0	0.0
NOP	9	-	2160	386	808	.478	89	243	.366	129	165	.782	71	339	469	242	174	1	73	130	45	990	110.0
OPPONENTS	9	-	2160	381	832	.458	94	287	.328	171	178	.792	91	330	477	230	171	2	83	124	44	997	110.8

2018 First Round vs. Portland Trail Blazers

Player	G	GS	MIN	FG	FGA	PCT	3PM	3PA	PCT	FT	FTA	PCT	OFF	DEF	TOT	AST	PF	DQ	STL	TO	BLK	PTS	AVG
Davis	4	4	155	49	85	.576	3	10	.300	31	38	.816	11	36	47	5	14	0	7	10	11	132	33.0
Holiday	4	4	150	46	81	.568	7	20	.350	12	17	.706	5	11	16	26	9	0	5	13	2	111	27.8
Mirotic	4	4	149	28	49	.571	12	26	.462	5	6	.833	2	36	38	6	10	0	7	2	10	73	18.3
Rondo	4	4	141	19	39	.487	3	7	.429	4	5	.800	2	28	30	53	10	0	3	14	1	45	11.3
Moore	4	4	114	12	27	.444	2	8	.250	4	7	.571	4	11	15	6	8	0	4	3	0	30	7.5
Clark	4	0	80	9	20	.450	5	9	.556	0	0	---	0	3	3	6	10	0	3	5	1	23	5.8
Crawford	1	0	7	2	6	.333	1	5	.200	0	0	---	0	1	1	0	0	0	1	2	0	5	5.0
Miller	4	0	75	6	14	.429	5	11	.455	2	2	1.000	1	9	10	2	4	0	2	2	0	19	4.8
Hill	4	0	58	3	7	.429	2	4	.500	9	10	.900	3	6	9	2	9	0	1	3	0	17	4.3
Liggins	1	0	6	0	1	.000	0	0	---	1	2	.500	0	0	0	0	0	0	0	0	0	1	1.0
Diallo	3	0	21	1	5	.200	0	0	---	0	0	---	2	2	4	0	3	0	0	1	2	0.7	
Okafor	1	0	4	0	1	.000	0	0	---	0	0	---	0	0	0	0	1	0	0	0	0	0	0.0
NOP	4	-	960	175	335	.522	40	100	.400	68	87	.782	30	143	173	106	78	0	33	56	26	458	114.5
POR	4	-	960	165	364	.453	43	129	.333	49	63	.778	45	129	174	76	82	1	33	58	15	422	105.5

2018 Second Round vs. Golden State Warriors

Player	G	GS	MIN	FG	FGA	PCT	3PM	3PA	PCT	FT	FTA	PCT	OFF	DEF	TOT	AST	PF	DQ	STL	TO	BLK	PTS	AVG
Davis	5	5	203	57	119	.479	3	12	.250	22	26	.846	13	61	74	10	16	0	11	13	10	139	27.8
Holiday	5	5	199	42	89	.472	9	30	.300	9	13	.692	4	31	35	31	13	0	5	10	3	102	20.4
Moore	5	5	170	29	61	.475	7	17	.412	7	9	.778	2	6	8	9	12	0	2	8	1	72	14.4
Crawford	1	0	8	6	7	.857	2	3	.667	0	0	---	0	3	3	1	1	0	0	1	0	14	14.0
Mirotic	5	5	171	21	53	.396	10	25	.400	10	13	.769	7	41	48	9	14	1	3	8	2	62	12.4
Rondo	5	5	161	19	53	.358	5	12	.417	5	9	.556	7	31	38	57	10	0	10	19	1	48	9.6
Clark	5	0	110	19	49	.413	5	19	.263	4	4	1.000	2	5	7	5	10	0	5	4	1	47	9.4
Miller	5	0	88	8	20	.400	4	13	.308	4	4	1.000	1	9	10	9	6	0	3	4	0	24	4.8
Hill	5	0	56	6	18	.333	4	12	.333	0	0	---	3	5	8	5	8	0	0	3	1	16	3.2
Diallo	4	0	27	4	7	.571	0	0	---	0	0	---	2	3	5	0	6	0	1	1	0	8	2.0
Liggins	2	0	8	0	0	---	0	0	---	0	0	---	0	1	1	0	0	0	0	2	0	0	0.0
NOP	5	-	1200	211	473	.446	49	143	.343	61	78	.782	41	196	237	136	96	1	40	74	19	532	106.4
GSW	5	-	1200	216	468	.462	51	158	.323	92	115	.800	46	201	247	154	89	1	50	66	29	575	115.0

RECORDS

PLAYOFF RECORDS

2022 First Round vs. Phoenix Suns

Player	G	GS	MIN	FG	FGA	PCT	3PM	3PA	PCT	FT	FTA	PCT	OFF	DEF	TOT	AST	PF	DQ	STL	TO	BLK	PTS	AVG
Ingram	6	6	236	56	118	.475	11	27	.407	39	47	.830	4	33	37	37	11	0	4	23	2	162	27.0
McCollum	6	6	234	49	125	.392	17	51	.333	18	26	.692	11	29	40	29	15	0	4	15	5	133	22.2
Valanciunas	6	6	175	33	68	.485	1	6	.167	20	26	.769	33	53	86	18	17	0	4	12	1	87	14.5
Jones	6	6	226	21	44	.477	5	12	.417	17	22	.773	8	12	20	11	22	0	11	8	5	64	10.7
Nance	6	0	130	22	39	.564	2	9	.222	9	11	.818	19	16	35	11	15	1	3	6	2	55	9.2
Alvarado	6	0	117	16	33	.485	6	16	.375	10	13	.769	2	6	8	9	18	0	7	7	1	48	8.0
Hayes	6	6	83	14	25	.560	0	3	.000	7	11	.636	4	11	15	1	11	0	0	4	2	35	5.8
Murphy	6	0	120	9	22	.409	9	19	.474	4	5	.800	3	12	15	3	9	0	3	1	1	31	5.2
Graham	6	0	60	6	18	.333	5	14	.357	7	8	.875	2	7	9	4	3	0	1	4	1	24	4.0
Marshall	6	0	56	7	10	.700	0	0	---	4	4	1.000	3	3	6	5	5	0	1	3	1	18	3.0
Hernangómez	1	0	2	1	4	.250	0	1	.000	0	0	---	2	0	2	0	1	0	0	0	0	2	2.0
Temple	1	0	2	0	0	---	0	0	---	0	0	---	0	1	1	0	0	0	0	0	0	0	0.0
NOP	6	-	1440	234	506	.462	56	158	.354	135	173	.780	91	183	274	128	127	1	38	87	21	659	109.8
PHX	6	-	1440	260	497	.523	52	163	.319	96	119	.807	45	169	214	161	136	1	47	66	24	668	111.3

2024 First Round vs. Oklahoma City Thunder

Player	G	GS	MIN	FG	FGA	PCT	3PM	3PA	PCT	FT	FTA	PCT	OFF	DEF	TOT	AST	PF	DQ	STL	TO	BLK	PTS	AVG
McCollum	4	4	148	31	74	.419	7	29	.241	2	2	1.000	2	17	19	19	14	0	7	16	3	71	17.8
Valanciunas	4	4	90	22	42	.524	0	1	.000	14	17	.824	18	26	44	5	9	0	2	10	0	58	14.5
Ingram	4	4	145	19	55	.345	2	8	.250	17	19	.895	1	17	18	13	8	0	4	9	5	57	14.3
Jones	4	4	141	16	41	.390	8	24	.333	12	12	1.000	6	14	20	10	15	0	5	11	1	52	13.0
Murphy III	4	4	168	18	48	.375	10	30	.333	0	0	---	3	23	26	9	12	0	5	8	6	46	11.5
Marshall	4	0	84	12	28	.429	6	15	.400	6	6	1.000	3	8	11	5	9	0	2	2	2	36	9.0
Nance Jr.	4	0	84	10	17	.588	1	4	.250	4	6	.667	15	18	33	7	9	0	2	7	0	25	6.3
Robinson-Earl	1	0	5	1	2	.500	0	0	---	0	2	.000	1	0	1	1	0	0	0	0	0	2	2.0
Alvarado	4	0	62	3	20	.150	1	14	.071	0	0	---	0	4	4	9	3	0	5	4	1	7	1.8
Daniels	3	0	17	2	6	.333	0	2	.000	0	0	---	0	2	2	0	0	0	2	1	0	4	1.3
Hawkins	3	0	12	0	4	.000	0	3	.000	0	0	---	0	2	2	0	1	0	0	0	0	0	0.0
Liddell	1	0	3	0	0	---	0	0	---	0	0	---	0	1	1	0	0	0	0	0	0	0	0.0
Ryan	1	0	3	0	1	.000	0	1	.000	0	0	---	0	1	1	0	0	0	1	1	0	0	0.0
NOP	4	-	960	134	338	.396	35	131	.267	55	64	.859	49	133	182	78	80	0	35	72	18	358	89.5
OKC	4	-	960	158	328	.482	53	137	.387	52	70	.743	30	142	172	91	64	0	32	52	21	421	105.3

RECORDS

PLAYOFF RECORDS

Franchise - Team Highs and Lows

	HIGHS			LOWS		
Total Points	131	vs. Portland	21-Apr-18	63	vs. Denver	27-Apr-09
Field Goals Made	48	3 times (vs. GSW, 4-May-18)		17	at Miami	21-Apr-04
Field Goals Attempts	105	at Golden State	1-May-18	54	vs. Denver	27-Apr-09
Field Goal Percentage	.608	vs. Dallas	22-Apr-08	.244	vs. Denver	27-Apr-09
Three-Pt. Field Goals Made	17	at Phoenix	19-Apr-22	2	at Miami	21-Apr-04
Three-Pt. Field Goals Attempted	39	at Oklahoma City	21-Apr-24	9	4 times (vs. LAL, 22-Apr-11)	
Free Throws Made	32	vs. Phoenix	24-Apr-22	7	at San Antonio	15-May-08
		vs. Portland	21-Apr-18		at Golden State	1-May-18
					at Portland	14-Apr-18
Free Throws Attempted	42	vs. Phoenix	24-Apr-22	9	at Oklahoma City	21-Apr-24
					at Golden State	1-May-18
Free Throw Percentage	1.000	at Dallas (13-13)	25-Apr-08	.609	at Oklahoma City	21-Apr-24
Offensive Rebs	25	at Phoenix	17-Apr-22	3	vs. Philadelphia (14-23)	2-May-03
Defensive Rebs	44	vs. Golden State	4-May-18	22	at Los Angeles Lakers	26-Apr-11
Total Rebs	55	at Phoenix	17-Apr-22	25	at Los Angeles Lakers	26-Apr-11
Assists	36	vs. Golden State	4-May-18	10	vs. Denver	27-Apr-09
Steals	16	vs. Portland	19-Apr-18	1	at Denver	22-Apr-09
Turnovers	27	vs. Denver	27-Apr-09	3	at Los Angeles Lakers	17-Apr-11
Blocked Shots	12	at Portland	14-Apr-18	0	vs. Phoenix	28-Apr-22
1st Quarter Points	39	vs. Dallas	22-Apr-08	13	at Golden State	18-Apr-15
2nd Quarter Points	37	at Golden State	23-Apr-15	14	at Miami	4-May-04
3rd Quarter Points	42	vs. Portland	21-Apr-18	10	at Miami	21-Apr-04
4th Quarter Points	36	at Los Angeles Lakers	17-Apr-11	13	vs. Denver	27-Apr-09
1st Half Points	67	vs. Dallas	22-Apr-08	31	at Miami	4-May-04
2nd Half Points	73	vs. Portland	21-Apr-18	24	vs. Denver	27-Apr-09
2nd Half w/ OT Points	56	vs. Golden State	23-Apr-15			
Overtime Points	11	vs. Golden State	23-Apr-15			

Opponents - Team Highs and Lows

	HIGHS			LOWS		
Total Points	124	at Oklahoma City	24-Apr-24	71	vs. Miami	24-Apr-04
Field Goals Made	50	vs. Portland	21-Apr-18	25	vs. Miami	24-Apr-04
Field Goals Attempted	104	vs. Golden State (OT)	23-Apr-15	70	3 times (vs. DAL, 22-Apr-08)	
Field Goal Percentage	.600	vs. Phoenix (45-75)	28-Apr-22	.329	vs. Miami (25-76)	24-Apr-04
Three-Pt. Field Goals Made	17	vs. Oklahoma City	27-Apr-24	2	4 times (at MIA, 4-May-04)	
Three-Pt. Field Goals Attempted	41	vs. Golden State (OT)	23-Apr-15	6	at Philadelphia	23-Apr-03
Free Throws Made	33	vs. Dallas	19-Apr-08	8	at Portland	17-Apr-18
Free Throws Attempted	39	vs. Dallas	22-Apr-08	10	at Portland	17-Apr-18
Free Throw Percentage	.962	vs. Los Angeles Lakers (25-26)	28-Apr-11	.571	vs. San Antonio (12-21)	3-May-08
Offensive Rebs	22	vs. Golden State	23-Apr-15	5	4 times (at OKC, 24-Apr-24)	
Defensive Rebs	44	at Golden State	28-Apr-18	23	vs. Los Angeles Lakers	24-Apr-11
					vs. Miami	27-Apr-04
Total Rebs	57	at Golden State	28-Apr-18	32	vs. Phoenix	28-Apr-22
					vs. Los Angeles Lakers	24-Apr-11
Assists	36	at Golden State	1-May-18	12	at Philadelphia	20-Apr-03
					at Dallas	27-Apr-08
Steals	15	vs. Denver	27-Apr-09	1	vs. Miami	24-Apr-04
					at Los Angeles Lakers	17-Apr-11
Turnovers	24	vs. Portland	19-Apr-18	6	vs. San Antonio	13-May-08
					vs. Phoenix	22-Apr-22
Blocked Shots	10	at Golden State	28-Apr-18	1	at Denver	22-Apr-09
1st Quarter Points	37	vs. Golden State	6-May-18	14	3 times (vs. DEN, 25-Apr-09)	
2nd Quarter Points	41	at Golden State	28-Apr-18	14	3 times (vs. MIA, 2-May-04)	
3rd Quarter Points	36	at Golden State	8-May-18	11	at Dallas	7-Apr-08
4th Quarter Points	39	vs. Golden State	23-Apr-15	14	vs. San Antonio	13-May-08
1st Half Points	76	at Golden State	28-Apr-18	29	Twice (vs. MIA, 27-Apr-04)	
2nd Half Points	67	Twice (vs. PHX, 28-Apr-22)		32	vs. Miami	24-Apr-04
2nd Half w/OT Points	71	vs. Golden State	23-Apr-15		vs. San Antonio	13-May-08
Overtime Points	15	vs. Golden State	23-Apr-15			

RECORDS

PLAYOFF RECORDS

Franchise - Individual Highs

Total Points	47	Anthony Davis	vs. Portland	21-Apr-18
Minutes	48	Chris Paul	vs. San Antonio	19-May-08
Field Goals Made	16	David West	vs. San Antonio	13-May-08
Field Goals Attempted	27	Anthony Davis	vs. Golden State	4-May-18
		Jamal Mashburn	vs. Philadelphia	2-May-03
Three-Point Field Goals Made	6	CJ McCollum	at Phoenix	19-Apr-22
Three-Point Field Goals Attempted	12	Baron Davis	vs. Philadelphia	26-Apr-03
		Baron Davis	vs. Miami	27-Apr-03
Free Throws Made	15	Anthony Davis	vs. Portland	21-Apr-18
Free Throws Attempted	17	Anthony Davis	vs. Portland	21-Apr-18
Offensive Rebs	13	Jonas Valanciunas	at Phoenix	17-Apr-22
Defensive Rebs	17	Anthony Davis	at Golden State	8-May-18
Total Rebs	25	Jonas Valanciunas	at Phoenix	17-Apr-22
Assists	21	Rajon Rondo	vs. Golden State	4-May-18
Steals	5	Chris Paul	vs. San Antonio	19-May-08
		Rajon Rondo	at Golden State	1-May-18
Turnovers	7	Rajon Rondo	at Golden State	1-May-18
		Jrue Holiday	vs. Portland	21-Apr-18
Blocked Shots	5	David West	vs. San Antonio	13-May-08

Opponents - Individual Highs

Total Points	55	Allen Iverson	at Philadelphia	20-Apr-03
Minutes	48	Dirk Nowitzki	vs. Dallas	29-Apr-08
		Allen Iverson	vs. Philadelphia	2-May-03
Field Goals Made	21	Allen Iverson	at Philadelphia	20-Apr-03
Field Goals Attempted	32	Allen Iverson	at Philadelphia	20-Apr-03
Three-Point Field Goals Made	8	Chauncey Billups	at Denver	19-Apr-09
Three-Point Field Goals Attempted	18	Stephen Curry	vs. Golden State	23-Apr-15
Free Throws Made	13	Allen Iverson	vs. Philadelphia	2-May-03
		Stephen Curry*	vs. Golden State	23-Apr-15
Free Throws Attempted	18	Allen Iverson	vs. Philadelphia	2-May-03
Offensive Rebs	8	Andrew Bynum	vs. Los Angeles Lakers	28-Apr-11
Defensive Rebs	18	Dirk Nowitzki	at Dallas	25-Apr-08
		Tim Duncan	vs. San Antonio	13-May-08
Total Rebs	23	Tim Duncan	vs. San Antonio	13-May-08
Assists	14	Chris Paul	at Phoenix	19-Apr-22
		Chris Paul	vs. Phoenix	22-Apr-22
Steals	5	Eric Snow	vs. Philadelphia	28-Apr-03
		Caron Butler	at Miami	18-Apr-04
		Draymond Green	vs. Golden State	6-May-18
Turnovers	8	Damian Lillard	vs. Portland	19-Apr-18
Blocked Shots	5	Chet Holmgren	at Oklahoma City	21-Apr-24

RECORDS

PLAYOFF RECORDS

TOP TEAM PERFORMANCES

Franchise

Most Points

131	vs. Portland	21-Apr-18
127	vs. Dallas	22-Apr-08
125	at Phoenix	19-Apr-22
119	vs. Golden State (OT)	23-Apr-15
	vs. Portland	19-Apr-18
	vs. Golden State	4-May-18

Field Goal Percentage

.608	vs. Dallas (48-79)	22-Apr-08
.577	vs. Portland (45-78)	21-Apr-18
.548	at Phoenix (46-84)	19-Apr-22
.529	vs. Portland (46-87)	19-Apr-18
.519	at L.A. Lakers (41-79)	17-Apr-11

Free Throw Percentage

1.000	at Dallas (13-13)	25-Apr-08
.944	vs. L.A. Lakers (17-18)	28-Apr-11
.929	vs. Golden State (13-14)	25-Apr-15
.923	at San Antonio (12-13)	15-May-08
.905	at Oklahoma City (19-21)	24-Apr-24

Rebounds

55	at Phoenix	17-Apr-22
54	vs. Golden State	4-May-18
52	at Oklahoma City	21-Apr-24
51	vs. Philadelphia	26-Apr-03
	vs. Golden State	6-May-18
50	vs. San Antonio	3-May-08
	vs. San Antonio	13-May-08
	vs. Oklahoma City	29-Apr-24

Assists

36	vs. Golden State	4-May-18
33	at Golden State	1-May-18
32	at Phoenix	19-Apr-22
30	vs. Dallas	22-Apr-08
28	vs. Portland	21-Apr-18

Steals

16	vs. Portland	19-Apr-18
14	vs. Oklahoma City	27-Apr-24
12	at Golden State	1-May-18
11	3 times; most recently: at San Antonio	11-May-08

Opponents

Most Points

124	at Oklahoma City	24-Apr-24
123	vs. Golden State (OT)	23-Apr-15
	vs. Portland	21-Apr-18
	at Golden State	28-Apr-18
121	vs. Denver	27-Apr-09
	at Golden State	1-May-18

Field Goal Percentage

.600	vs. Phoenix (45-75)	28-Apr-22
.590	at Oklahoma City (46-78)	24-Apr-24
.566	vs. Denver (43-76)	27-Apr-09
.538	at Phoenix (42-78)	17-Apr-22
.526	vs. Portland (50-95)	21-Apr-18

Free Throw Percentage

.962	vs. L.A. Lakers (25-26)	28-Apr-11
.944	vs. Phoenix (17-18)	28-Apr-22
.905	vs. San Antonio (19-21)	19-May-08
.900	at Miami (27-30)	21-Apr-04
	at Oklahoma City (18-20)	24-Apr-24

Rebounds

57	at Golden State	28-Apr-18
52	at Dallas	25-Apr-08
	at Portland	14-Apr-18
	at Golden State	8-May-18
51	at Miami	21-Apr-04
	vs. San Antonio	19-May-08
	vs. Golden State (OT)	23-Apr-15

Assists

36	at Golden State	1-May-18
35	at Golden State	8-May-18
33	at Golden State	28-Apr-18
	vs. Phoenix	24-Apr-22
29	vs. Denver	27-Apr-09

Steals

15	vs. Denver	27-Apr-09
13	vs. Philadelphia	28-Apr-03
	at Miami	4-May-04
	vs. Oklahoma City	27-Apr-24

RECORDS

PLAYOFF RECORDS

TOP INDIVIDUAL PERFORMANCES

Franchise

Points

47	Anthony Davis	vs. Portland	21-Apr-18
41	Jrue Holiday	vs. Portland	21-Apr-18
38	David West	vs. San Antonio	13-May-08
37	Brandon Ingram	at Phoenix	19-Apr-22
36	Jamal Mashburn	vs. Philadelphia	2-May-03
	Anthony Davis	vs. Golden State	25-Apr-15
35	Chris Paul	at San Antonio	8-May-08
	Chris Paul	at Denver	19-Apr-09
	Anthony Davis	at Golden State	18-Apr-15
	Anthony Davis	at Portland	14-Apr-18

Rebounds

25	Jonas Valančiūnas	at Phoenix	17-Apr-22
20	Jonas Valančiūnas	at Oklahoma City	21-Apr-24
19	Anthony Davis	at Golden State	8-May-18
18	Anthony Davis	vs. Golden State	4-May-18
15	Tyson Chandler	vs. Dallas	19-Apr-08
	Tyson Chandler	vs. San Antonio	3-May-08
	Tyson Chandler	vs. San Antonio	19-May-08
	Anthony Davis	vs. Golden State*	23-Apr-15
	Anthony Davis	at Golden State	1-May-18
	Jonas Valančiūnas	vs. Phoenix	24-Apr-22

Assists

21	Rajon Rondo	vs. Golden State	4-May-18
17	Chris Paul	vs. Dallas	22-Apr-08
	Rajon Rondo	at Portland	14-Apr-18
16	Rajon Rondo	vs. Portland	21-Apr-18
15	Chris Paul	vs. Dallas	29-Apr-08
	Chris Paul	vs. L.A. Lakers	24-Apr-11

Opponents

Points

55	Allen Iverson	at Philadelphia	20-Apr-03
45	Allen Iverson	vs. Philadelphia	2-May-03
40	Stephen Curry	vs. Golden State*	23-Apr-15
39	Stephen Curry	vs. Golden State	25-Apr-15
38	CJ McCollum	vs. Portland	21-Apr-18
	Kevin Durant	vs. Golden State	6-May-18

Rebounds

23	Tim Duncan	vs. San Antonio	13-May-08
19	Dirk Nowitzki	at Dallas	25-Apr-08
18	Keith Van Horn	vs. Philadelphia	2-May-03
17	Draymond Green	vs. Golden State*	23-Apr-15
	Deandre Ayton	vs. Phoenix	22-Apr-22
16	Kenny Thomas	at Philadelphia	23-Apr-03

Assists

14	Chris Paul	at Phoenix	19-Apr-22
	Chris Paul	vs. Phoenix	22-Apr-22
12	Eric Snow	vs. Philadelphia	28-Apr-03
	Draymond Green	at Golden State	1-May-18
11	Chauncey Billups	at Denver	29-Apr-09
	Tony Parker	at San Antonio	8-May-08
	Draymond Green	at Golden State	28-Apr-18
	Chris Paul	vs. Phoenix	24-Apr-22
	Chris Paul	at Phoenix	26-Apr-22

RECORDS

PLAYOFF RECORDS

PLAYOFF LEADERS

Games Played

1. David West	24
2. Chris Paul	23
3. Peja Stojakovic	17
4. Tyson Chandler	16
5. Julian Wright	15

Minutes Played

1. Chris Paul	938
2. David West	774
3. Peja Stojakovic	616
4. Anthony Davis	531
5. Tyson Chandler	504

Total Points

1. Chris Paul	504
2. Anthony Davis	397
3. David West	385
4. Jrue Holiday	232
5. Baron Davis	229

Average Points

(minimum four games played)	
1. Anthony Davis	30.5
2. Jamal Mashburn	24.8
3. Brandon Ingram	21.9
4. Chris Paul	21.9
5. CJ McCollum	20.4

Field Goals Made

1. Chris Paul	183
2. Anthony Davis	153
3. David West	149
4. Jrue Holiday	95
5. Baron Davis	80
6. CJ McCollum	80

Field Goals Attempted

1. Chris Paul	371
2. David West	327
3. Anthony Davis	291
4. CJ McCollum	199
5. Baron Davis	197

Field Goal Percentage

(minimum 20 FGM)	
1. Emeka Okafor	.625
2. Tyson Chandler	.613
3. Larry Nance Jr.	.571
4. Anthony Davis	.526
5. Jrue Holiday	.503

3-Point Field Goals Made

1. Peja Stojakovic	36
2. Baron Davis	28
3. David Wesley	25
4. CJ McCollum	24
5. Nikola Mirotić	22

3-Point FG Attempted

1. Baron Davis	84
2. CJ McCollum	80
3. Peja Stojakovic	77
4. David Wesley	64
5. Chris Paul	56

3-Point Percentage

(minimum 10 3FGM)	
1. Rasual Butler	.526
2. Peja Stojakovic	.468
3. Morris Peterson	.459
4. Nikola Mirotić	.431
5. Eric Gordon	.406

Free Throws Made

1. Chris Paul	119
2. David West	86
3. Anthony Davis	85
4. Brandon Ingram	56
5. Jamaal Magloire	46

Free Throws Attempted

1. Chris Paul	149
2. Anthony Davis	100
3. David West	97
4. Brandon Ingram	66
5. Jamaal Magloire	61

Free Throw Percentage

(minimum 20 FTA)	
1. Peja Stojakovic	.925
2. Carl Landry	.917
3. David West	.887
4. Stacey Augmon	.885
5. HERB JONES	.853

Offensive Rebs

1. Tyson Chandler	53
2. Jonas Valančiūnas	51
3. PJ Brown	49
4. David West	34
5. Larry Nance Jr.	34

Defensive Rebs

1. David West	135
2. Anthony Davis	132
3. Chris Paul	98
4. Tyson Chandler	91
5. Jamaal Magloire	81

Total Rebs

1. David West	169
2. Anthony Davis	165
3. Tyson Chandler	144
4. Jonas Valančiūnas	130
5. Chris Paul	121

Average Rebs

(minimum four games played)	
1. Jonas Valančiūnas	13.0
2. Anthony Davis	12.7
3. Nikola Mirotić	9.6
4. Tyson Chandler	9.0
5. PJ Brown	8.8
6. Jamaal Magloire	8.8

Assists

1. Chris Paul	256
2. Rajon Rondo	110
3. Baron Davis	91
4. Jrue Holiday	70
5. Brandon Ingram	50

Average Assists

(minimum four games played)	
1. Rajon Rondo	12.2
2. Chris Paul	11.1
3. Baron Davis	7.6
4. Jrue Holiday	5.8
5. Jamal Mashburn	5.3

Steals

1. Chris Paul	47
2. Anthony Davis	23
3. David West	20
4. Baron Davis	18
5. HERB JONES	16

Turnovers

1. Chris Paul	68
2. David West	42
3. Anthony Davis	36
4. Baron Davis	34
5. Rajon Rondo	33

Blocked Shots

1. Anthony Davis	33
2. David West	29
3. Tyson Chandler	21
4. PJ Brown	14
5. Jamaal Magloire	13

OPPONENTS



RECORDS

2025-26 Pelicans vs. Hawks

Nov. 22 vs. Atlanta
Jan. 7 at Atlanta



2024-25 vs. Hawks (0-2)

Nov. 3 vs. Atlanta L 111-126
Dec. 2 at Atlanta L 112-124

Directory

Executive Vice President & Chief Communications Officer.....Garin Narain
Vice President, Basketball Communications.....Jon Steinberg
Director, Basketball Communications.....Billy Hartman

General Information

Division.....Southeast
Phone.....(404) 878-3800
Address.....1968 Hawks Lane Brookhaven, GA 30329
Home Court.....State Farm Arena (17,044 opened 1999)
Radio.....92.9 The Game – Steve Holman, Mike Conti
TV.....FanDuel Sports Network Southeast – Bob Rathbun, Dominique Wilkins
.....Brian Oliver, Madison Hock, Matt Winer

New Orleans vs. Atlanta Franchise Series Notes

Overall Record: 22-25 (.468) Home Record: 13-11 (.541) Road Record: 9-14 (.391)
Current Streak: Lost 2 Home: Lost 2 Road: Lost 1
New Orleans Biggest Win 41 (100-59 at Atlanta on Jan. 21, 2011)
New Orleans Biggest Loss 23 (98-121 at Atlanta on Nov. 14, 2009)
New Orleans Last Win At Home 116-107 on Feb. 7, 2023
New Orleans Last Loss At Home 111-126 on Nov. 3, 2024
New Orleans Last Win On The Road 116-103 on Mar. 10, 2024
New Orleans Last Loss On The Road 112-124 on Dec. 2, 2024

2025-26 Pelicans vs. Celtics

Oct. 27 vs. Boston
Apr. 10 at Boston



2024-25 vs. Celtics (0-2)

Jan. 12 at Boston L 119-120
Jan. 31 vs. Boston L 116-118

Directory

Senior VP of CommunicationsChristian Megirola
VP, Media Services/Alumni RelationsJeff Twiss
VP, CommunicationsTaylor Kielpinski-Rogers
Director, Basketball CommunicationsBrian Olive
Senior Coordinator, Basketball Communications.....Christopher McGean
Coordinator, Communications.....Caroline Weber

General Information

Division.....Atlantic
Phone.....(617) 854-8000
Address.....100 Causeway Street, Suite 1210 Boston, MA 02114
Home Court.....TD Garden (19,156, opened 1995)
Radio.....98.5 The Sports Hub – Sean Grande, Cedric Maxwell
Cable TV.....NBC Sports Boston – Brian Scalabrine, Drew Carter,
.....Abby Chin

New Orleans vs. Boston Franchise Series Notes

Overall Record: 21-28 (.429) Home Record: 13-12 (.520) Road Record: 8-16 (.333)
Current Streak: Lost 8 Home: Lost 4 Road: Lost 4
New Orleans Biggest Win19
..... (Twice; most recent: 108-89 at New Orleans on Mar. 18, 2018)
New Orleans Biggest Loss 35 (105-140 at Boston on Jan. 11, 2020)
New Orleans Last Win At Home 120-115 (OT) on Feb. 21, 2021
New Orleans Last Loss At Home 116-118 on Jan. 31, 2025
New Orleans Last Win On The Road 115-109 on Mar. 29, 2021
New Orleans Last Loss On The Road 119-120 on Jan. 12, 2025

RECORDS

2025-26 Pelicans vs. Nets

Dec. 6at Brooklyn
Jan. 14vs. Brooklyn



BROOKLYN

2024-25 vs. Nets (0-2)

Nov. 11 vs. Brooklyn L 105-107
Apr. 8 at Brooklyn L 114-119

Directory

Vice President, Public Relations Aaron Harris
Senior Manager, Public Relations Megan Walsh
Coordinator, Public Relations Terrell Bush

General Information

Division Atlantic
Phone (718) 933-3000
Address 168 39th Street, 7th Floor, Brooklyn, NY 11232
Home Court Barclays Center (17,926, opened 2012)
Radio WFAN (660 AM/101.9 FM) – Chris Carrino, Tim Capstraw
Cable TV YES Network – Ryan Ruocco, Ian Eagle, Noah Eagle, Sarah Kustok,
.....Vince Carter, Richard Jefferson, Meghan Triplett

New Orleans vs. Brooklyn Franchise Series Notes

Overall Record: 23-25 (.479) Home Record: 11-12 (.478) Road Record: 12-13 (.480)
Current Streak: Lost 2 Home: Lost 1 Road: Lost 1
New Orleans Biggest Win 27 (112-85 at New Orleans on Jan. 2, 2024)
New Orleans Biggest Loss 29 (114-143 at New Orleans on Jan. 20, 2017)
New Orleans Last Win At Home 112-85 on Jan. 2, 2024
New Orleans Last Loss At Home 105-107 on Nov. 11, 2024
New Orleans Last Win On The Road 104-91 on Mar. 19, 2024
New Orleans Last Loss On The Road 114-119 on Apr. 8, 2025

2025-26 Pelicans vs. Hornets

Jan. 25at Charlotte
Mar. 30vs. Charlotte



2024-25 vs. Hornets (1-1)

Jan. 25 at Charlotte L 92-123
Mar. 30 vs. Charlotte W 98-94

Directory

Chief Communications Officer Mike Cristaldi
Vice President of Basketball Communications Brian Travis
Senior Manager of Basketball Communications & Player Engagement McKayla Hernandez
Coordinator of Basketball Communications Chase Whitney

General Information

Division Southeast
Phone (704) 688-8600
Address 333 E. Trade St., Charlotte, NC 28202
Home Court Spectrum Center (19,077, opened 2005)
Radio WFNZ, 610 AM/92.7 FM
TV FanDuel Sports Southeast – Eric Collins, Dell Curry, Shannon Spake

New Orleans vs. Charlotte Franchise Series Notes

Overall Record: 28-13 (.683) Home Record: 15-5 (.750) Road Record: 13-8 (.619)
Current Streak: Won 1 Home: Won 3 Road: Lost 1
New Orleans Biggest Win 28 (112-84 at New Orleans on Jan. 18, 2008)
New Orleans Biggest Loss 31 (92-123 at Charlotte on Jan. 25, 2025)
New Orleans Last Win At Home 98-94 on Mar. 30, 2025
New Orleans Last Loss At Home 120-142 on Mar. 11, 2022
New Orleans Last Win On The Road 112-107 on Dec. 15, 2023
New Orleans Last Loss On The Road 92-123 on Jan. 25, 2025

RECORDS

CHICAGO BULLS



2025-26 Pelicans vs. Bulls

Nov. 24 vs. Chicago
Dec. 31 at Chicago

2024-25 vs. Bulls (2-0)

Oct. 23 at Chicago W 123-111
Jan. 14 vs. Chicago W 119-113

Directory

VP of Communications.....Patrick Sandusky
Executive Director, Basketball Communications.....Beth Esler
Sr. Manager of Basketball Communications.....Josh Schur
Sr. Coordinator of Basketball Communications.....Andre Toran
Sr. Coordinator of Basketball Communications.....Cullen Davis

General Information

Division.....Central
Phone.....(312) 455-4000
Address.....1901 West Madison Street, Chicago, IL 60612
Home Court.....United Center (20,917, opened 1994)
Radio.....(WSCR 670 AM) – Chuck Swirsky, Bill Wennington
Spanish Radio.....WRTO (1200 AM) – Miguel Esparza, Elio Benitez
TV.....Chicago Sports Network – Adam Amin, Stacey King

New Orleans vs. Chicago Franchise Series Notes

Overall Record: 23-27 (.430) Home Record: 12-13 (.480) Road Record: 11-14 (.440)
Current Streak: Won 2 Home: Won 1 Road: Won 1
New Orleans Biggest Win 25 (115-90 at Chicago on Dec. 3, 2002)
New Orleans Biggest Loss 35 (72-107 at New Orleans on Feb. 7, 2015)
New Orleans Last Win At Home 123-111 on Oct. 23, 2024
New Orleans Last Loss At Home 106-114 on Feb. 25, 2024
New Orleans Last Win On The Road 119-113 on Jan. 14, 2025
New Orleans Last Loss On The Road 118-124 on Dec. 2, 2023

2025-26 Pelicans vs. Cavaliers

Dec. 23 at Cleveland
Mar. 21 vs. Cleveland



2024-25 vs. Cavaliers (0-2)

Nov. 6 vs. Cleveland L 122-131
Nov. 20 at Cleveland L 100-128

Directory

VP, Basketball Communications.....B.J. Evans
Basketball Communications Director.....Cherome Owens
Basketball Communications Sr. Manager.....Sam Coombs
Basketball Communications Coordinator.....Dewynne Booker

General Information

Division.....Central
Phone.....(216) 420-2000
Address.....One Center Court, Cleveland, OH 44115-4001
Home Court.....Rocket Mortgage FieldHouse (19,432, opened 1994)
Radio.....WTAM (1100 AM) – Tim Alcorn, Jim Chones, Mike Snyder, Brad Sellers
Spanish Radio.....WNZN (89.1 FM) – Rafael Hernández Brito
Cable TV.....FandDuel Sports Network – John Michael, Austin Carr, Brad Daugherty

New Orleans vs. Cleveland Franchise Series Notes

Overall Record: 26-23 (.531) Home Record: 17-7 (.708) Road Record: 9-16 (.360)
Current Streak: Lost 3 Home: Lost 2 Road: Lost 1
New Orleans Biggest Win 35 (133-98 at Cleveland on Jan. 5, 2019)
New Orleans Biggest Loss 28 (100-128 at Cleveland on Nov. 20, 2024)
New Orleans Last Win At Home 108-104 on Dec. 28, 2021
New Orleans Last Loss At Home 122-131 on Nov. 6, 2024
New Orleans Last Win On The Road 123-104 on Dec. 21, 2023
New Orleans Last Loss On The Road 100-128 on Nov. 20, 2024

RECORDS

2025-26 Pelicans vs. Mavericks

Nov. 5.....	at Dallas
Nov. 21.....	at Dallas
Dec. 22.....	vs. Dallas
Mar. 16.....	vs. Dallas



2024-25 vs. Mavericks (1-3)

Nov. 19	at Dallas	L	91-132
Jan. 15	vs. Dallas	W	119-116
Jan. 29	vs. Dallas	L	136-137
Feb. 21	at Dallas	L	103-111

Directory

Vice President of Basketball Communications.....	Victoria Martinez
Director of Basketball Communications.....	Alan Rakowski
Basketball Communications Manager.....	Kristen Deahl
Basketball Communications Coordinator.....	Tien Le

General Information

Division.....	Southwest
Phone.....	(214) 747-6287
Address.....	2500 Victory Avenue, Dallas, TX 75219
Home Court.....	American Airlines Center (19,200, opened 2001)
Radio.....	97.1 FM The Eagle (KEGL) - Chuck Cooperstein, Brian Dameris
Spanish Radio.....	Univision MX 99.1 (KFZO) - Victor Villalba
TV.....	TEGNA - Mark Followill, Derek Harper, Devin Harris, Jeff "Skin" Wade

New Orleans vs. Dallas Franchise Series Notes

Overall Record:	29-57 (.337)	Home Record:	21-22 (.488)	Road Record:	8-34 (.190)
Current Streak:	Lost 2	Home:	Lost 1	Road:	Lost 3
New Orleans Biggest Win.....	26 (132-106 at New Orleans on Dec. 5, 2018)				
New Orleans Biggest Loss.....	46 (84-130 at Dallas on Dec. 7, 2019)				
New Orleans Last Win At Home.....	119-116 on Jan. 15, 2025				
New Orleans Last Loss At Home.....	136-137 on Jan. 29, 2025				
New Orleans Last Win On The Road.....	118-108 on Jan. 13, 2024				
New Orleans Last Loss On The Road.....	103-111 on Feb. 21, 2025				

2025-26 Pelicans vs. Nuggets

Oct. 29.....	at Denver
Nov. 19.....	vs. Denver
Jan. 13.....	vs. Denver



2024-25 vs. Nuggets (1-3)

Nov. 15	vs. Denver	W	101-94
Dec. 22	vs. Denver	L	129-132
Feb. 3	at Denver	L	113-125
Feb. 5	at Denver	L	119-144

Directory

Vice President, Media Relations.....	Nick O'Hayre
Director, Media Relations.....	Cody Wise
Manager, Media Relations.....	Makalah Emanuel

General Information

Division.....	Northwest
Phone.....	(303) 405-1100
Address.....	1000 Chopper Circle, Denver, CO 80204
Home Court.....	Ball Arena (19,520, opened 1999)
Radio.....	Altitude Radio Network 92.5 FM - Jason Kosmicki
Cable TV.....	Altitude Sports & Entertainment - Chris Marlowe, Scott Hastings, Chris Dempsey, Vic Lombardi, Katy Winge

New Orleans vs. Denver Franchise Series Notes

Overall Record:	53-46 (.418)	Home Record:	18-21 (.461)	Road Record:	15-25 (.375)
Current Streak:	Lost 3	Home:	Lost 1	Road:	Lost 4
New Orleans Biggest Win.....	25 (115-90 at Denver on Mar. 26, 2017)				
New Orleans Biggest Loss.....	32 (114-146 at Denver on Nov. 17, 2017)				
New Orleans Last Win At Home.....	101-94 on Nov. 15, 2024				
New Orleans Last Loss At Home.....	129-132 on Dec. 22, 2024				
New Orleans Last Win On The Road.....	107-88 on Mar. 30, 2023				
New Orleans Last Loss On The Road.....	119-144 on Feb. 5, 2025				

RECORDS

2025-26 Pelicans vs. Pistons

Jan. 21..... vs. Detroit
 Mar. 26 at Detroit



2024-25 vs. Pistons (0-2)

Mar. 17 vs. Detroit L 81-127
 Mar. 23 at Detroit L 130-136

Directory

EVP, Chief Communications OfficerKevin Grigg
 Vice President, Public RelationsCletus Lewis
 Sr. Manager of Public Relations.....Corey Moore
 Sr. Coordinator of Public RelationsBen Bagley

General Information

Division.....Central
 Phone.....(313) 747-8667
 Address.....6201 Second Avenue, Detroit, MI 48202
 Home Court.....Little Caesars Arena (20,062, opened 2017)
 Cable TV.....FanDuel Sports Network Detroit - George Blaha, Greg Kelsner
 Radio.....97.1 The Ticket - Mark Champion, Rick Mahorn, Lindsey Hunter, George Blaha

New Orleans vs. Detroit Franchise Series Notes

Overall Record: 30-19 (.612) Home Record: 16-8 (.667) Road Record: 14-11 (.560)
 Current Streak: Lost 2 Home: Lost 1 Road: Lost 1
 New Orleans Biggest Win23 (109-86 at New Orleans on Mar. 1, 2017)
 New Orleans Biggest Loss46 (81-127 at New Orleans on Mar. 17, 2025)
 New Orleans Last Win At Home125-116 on Nov. 2, 2023
 New Orleans Last Loss At Home81-127 on Mar. 17, 2025
 New Orleans Last Win On The Road114-101 on Mar. 24, 2024
 New Orleans Last Loss On The Road130-136 on Mar. 23, 2025

2025-26 Pelicans vs. Warriors

Nov. 16..... vs. Golden State
 Nov. 29 at Golden State
 Feb. 24..... vs. Golden State



2024-25 vs. Warriors (0-4)

Oct. 29 at Golden State L 106-124
 Oct. 30 at Golden State L 89-104
 Nov. 22 vs. Golden State L 108-112
 Mar. 28 vs. Golden State L 95-111

Directory

Sr. Vice President, CommunicationsRaymond Ridder
 Sr. Director, Public RelationsBrett Winkler
 Director, Basketball CommunicationsMichael Ravina
 Director, Publications & Statistical InformationDarryl Arata
 Manager, Public Relations.....Cole Lawrence

General Information

Division.....Pacific
 Phone.....(415) 388-0100
 Address.....1 Warriors Way, San Francisco, CA 94158
 Home Court.....Chase Center (18,064, opened 2019)
 Radio.....KGMZ-FM (95.7 The Game) - Tim Roye, Tom Tolbert
 Cable TV.....NBC Sports Bay Area - Bob Fitzgerald, Keleno Azubuike

New Orleans vs. Golden State Franchise Series Notes

Overall Record: 28-50 (.359) Home Record: 16-22 (.421) Road Record: 12-28 (.300)
 Current Streak: Lost 4 Home: Lost 3 Road: Lost 2
 New Orleans Biggest Win45 (128-83 at New Orleans on Nov. 21, 2022)
 New Orleans Biggest Loss41 (85-126 at Golden State on Nov. 5, 2021)
 New Orleans Last Win At Home128-83 on Nov. 21, 2022
 New Orleans Last Loss At Home95-111 on Mar. 28, 2025
 New Orleans Last Win On The Road114-109 on Apr. 12, 2024
 New Orleans Last Loss On The Road89-104 on Oct. 30, 2024

RECORDS

2025-26 Pelicans vs. Rockets

Dec. 18vs. Houston
Jan. 18at Houston
Mar. 13at Houston
Mar. 29vs. Houston



2024-25 vs. Rockets (0-4)

Dec. 19	vs. Houston	L	113-133
Dec. 26	at Houston	L	111-128
Mar. 6	at Houston	L	97-109
Mar. 8	vs. Houston	L	117-146

Directory

Vice President of CommunicationsTracey Hughes
Senior Manager of CommunicationsSean McCloskey
Senior Corporate Communications ManagerRyan Stevens
Senior Communications CoordinatorTomorrow Huff

General Information

DivisionSouthwest
Phone(713) 758-7200
Address1510 Polk Street, Houston, TX 77002
Home CourtToyota Center (19,000, opened 2003)
RadioKBME (SportsTalk 790 AM); KTRH (NewsRadio 740) – Matt Thomas
Spanish RadioLa Ranchera (TUDN 1010 AM) – Adrian Chavarria
TVSpace City Home Network – Craig Ackerman, Ryan HollinsVanessa Richardson

New Orleans vs. Houston Franchise Series Notes

Overall Record:	38-48 (.442)	Home Record:	23-20 (.535)	Road Record:	15-28 (.349)
Current Streak:	Lost 4	Home:	Lost 2	Road:	Lost 2
New Orleans Biggest Win29 (130-101 at New Orleans on Feb. 9, 2021)				
New Orleans Biggest Loss30 (99-129 at New Orleans on Feb. 23, 2017)				
New Orleans Last Win At Home127-105 on Feb. 22, 2024				
New Orleans Last Loss At Home117-146 on Mar. 8, 2025				
New Orleans Last Win On The Road110-99 on Jan. 31, 2023				
New Orleans Last Loss On The Road97-109 on Mar. 6, 2025				

2025-26 Pelicans vs. Pacers

Dec. 20vs. Indiana
Jan. 16at Indiana



2024-25 vs. Pacers (1-2)

Nov. 1	vs. Indiana	W	125-118
Nov. 25	at Indiana	L	110-114
Dec. 15	at Indiana	L	104-119

Directory

Vice President of Basketball Communications & Media RelationsMichael Preston
Senior Director of Basketball CommunicationsKriszy Myers
Senior Manager of Basketball CommunicationsWes Kaminski

General Information

DivisionCentral
Phone(317) 917-2500
Address125 S. Pennsylvania Street, Indianapolis, IN 46204
Home CourtGainbridge Fieldhouse (17,294, opened 1999)
Radio1070 The Fan/93.5 FM – Mark Boyle,Eddie Gill, Pat Boylan
TVBally Sports Indiana – Quinn Buckner, Chris Denari, Jeremiah Johnson

New Orleans vs. Indiana Franchise Series Notes

Overall Record:	21-30 (.412)	Home Record:	12-13 (.480)	Road Record:	9-17 (.346)
Current Streak:	Lost 2	Home:	Won 4	Road:	Lost 5
New Orleans Biggest Win27 (129-102 at New Orleans on Mar. 1, 2024)				
New Orleans Biggest Loss22 (75-97 at Indiana on Feb. 21, 2006)				
New Orleans Last Win At Home129-102 on Mar. 1, 2024				
New Orleans Last Loss At Home110-114 on Nov. 1, 2024				
New Orleans Last Win On The Road114-113 on Feb. 5, 2021				
New Orleans Last Loss On The Road104-119 on Nov. 25, 2024				

RECORDS

2025-26 Pelicans vs. Clippers

Oct. 31.....	at LA Clippers
Mar. 1.....	at LA Clippers
Mar. 18.....	vs. LA Clippers
Mar. 19.....	vs. LA Clippers



2024-25 vs. Clippers (1-2)

Dec. 30	vs. LA Clippers	L	113-116
Mar. 11	vs. LA Clippers	W	127-120
Apr. 2	at LA Clippers	L	98-114

Directory

Vice President, Communications.....	Dennis Rogers
Director, Communications.....	Cooper Dzierzanowski
Manager, Basketball Communications.....	Justine Jones
Coordinator, Communications.....	Quinn Corrigan

General Information

Division.....	Pacific
Phone.....	(888) 311-0231
Address.....	3930 W Century Blvd, Inglewood, CA 90303
Home Court.....	Intuit Dome – 18,194 (2024)
Television.....	KTLA/SoCal – Brian Sieman
Radio.....	AM 570, L.A. Sports – Carlo Jimenez
Spanish Radio.....	ESPN Deportes (1330 AM)

New Orleans vs. LA Clippers Franchise Series Notes

Overall Record: 44-34 (.564)	Home Record: 27-15 (.675)	Road Record: 17-21 (.447)
Current Streak: Lost 1	Home: Won 1	Road: Lost 1
New Orleans Biggest Win.....	28 (112-84 at Los Angeles on Nov. 9, 2009)	
New Orleans Biggest Loss.....	32 (76-108 at Los Angeles on Mar. 1, 2014)	
New Orleans Last Win At Home.....	127-120 on Mar. 11, 2025	
New Orleans Last Loss At Home.....	113-116 on Dec. 30, 2024	
New Orleans Last Win On The Road.....	117-106 on Feb. 7, 2024	
New Orleans Last Loss On The Road.....	98-114 on Apr. 2, 2025	

2025-26 Pelicans vs. Lakers

Nov. 14.....	vs. L.A. Lakers
Nov. 30.....	at L.A. Lakers
Jan. 6.....	vs. L.A. Lakers
Mar. 3.....	at L.A. Lakers



2024-25 vs. Lakers (0-3)

Nov. 16	vs. L.A. Lakers	L	99-104
Mar. 4	at L.A. Lakers	L	115-136
Apr. 4	at L.A. Lakers	L	108-124

Directory

Vice President, Communications & Marketing.....	Lauren Lamkin
Director, Communications.....	Mitch Heckart
Associate Director, Player Communications & Special Projects.....	Ta'Nisha Cooper
Manager, Communications.....	Nick Robinson
Coordinator, Communications.....	Kyle Prenalger

General Information

Division.....	Pacific
Phone.....	(310) 426-6000
Address.....	2275 E. Mariposa Avenue, El Segundo, CA 90245
Home Court.....	Crypto.com Arena (18,910, opened 1999)
Radio.....	ESPNLA Radio 710 AM – John Ireland, Mychal Thompson
Spanish Radio.....	1330 KWKK 1330 AM – Samuel Jacobo, Jose "Pepe" Mantilla
TV.....	Spectrum SportsNet – Bill MacDonald, Stu Lantz, Mike Trudell

New Orleans vs. LA Lakers Franchise Series Notes

Overall Record: 28-50 (.359)	Home Record: 17-22 (.436)	Road Record: 11-28 (.282)
Current Streak: Lost 7	Home: Lost 3	Road: Lost 6
New Orleans Biggest Win.....	28 (123-95 at Los Angeles on Feb. 27, 2022)	
New Orleans Biggest Loss.....	44 (89-133 at Los Angeles on Dec. 6, 2023)	
New Orleans Last Win At Home.....	129-109 on Dec. 31, 2023	
New Orleans Last Loss At Home.....	99-104 on Nov. 16, 2024	
New Orleans Last Win On The Road.....	114-111 on Apr. 1, 2022	
New Orleans Last Loss On The Road.....	108-124 on Apr. 4, 2025	

RECORDS



2025-26 Pelicans vs. Grizzlies

Oct. 22at Memphis
Nov. 26vs. Memphis
Jan. 23at Memphis
Jan. 30vs. Memphis

2024-25 vs. Grizzlies (0-4)

Nov. 29	at Memphis	L	109-120
Dec. 27	vs. Memphis	L	124-132
Jan. 24	at Memphis	L	126-139
Mar. 9	vs. Memphis	L	104-107

MEMPHIS GRIZZLIES

Directory

Director of Communications & PublicationsRoss Wooden
Director of CommunicationsShantonie Derrick
Coordinator of Communications & PublicationsKaki Gieber
Coordinator of Communications & PublicationsBrandon Abraham

General Information

DivisionSouthwest
Phone(901) 205-1234
Address191 Beale Street, Memphis TN 38103
Home CourtFedEx Forum (17,794, opened 2004)
RadioEric Hasseltine, Elliot Perry, Michael Wallace, Jessica Benson, Jon Roser
TVFanDuel Sports Network – Pete Pranic, Brevin Knight, Rob Fischer
Chris Vernon

New Orleans vs. Memphis Franchise Series Notes

Overall Record:	44-40 (.524)	Home Record:	27-16 (.628)	Road Record:	17-26 (.395)
Current Streak:	Lost 4	Home:	Lost 2	Road:	Lost 2
New Orleans Biggest Win31 (144-113 at Memphis on Feb. 16, 2021)				
New Orleans Biggest Loss36 (74-110 at Memphis on Apr. 8, 2015)				
New Orleans Last Win At Home138-131 (OT) on Apr. 5, 2023				
New Orleans Last Loss At Home104-107 on Mar. 9, 2025				
New Orleans Last Win On The Road96-87 on Feb. 12, 2024				
New Orleans Last Loss On The Road126-139 on Jan. 24, 2025				

2025-26 Pelicans vs. Heat

Jan. 4at Miami
Feb. 11vs. Miami



MIAMI HEAT

2024-25 vs. Heat (0-2)

Jan. 1	vs. Miami	L	108-119
Apr. 11	at Miami	L	104-153

Directory

Vice President, Sports Media RelationsTim Donovan
Senior Director of Sports Media RelationsRob Wilson
Director of Sports Media RelationsMichael Lissack
Assistant Director of Sports Media RelationsNick Maiorana
Sports Media Relations AssistantMaddox Burnett

General Information

DivisionSoutheast
Phone(786) 777-1000
Address601 Biscayne Boulevard, Miami, FL 33152
Home CourtKaseya Center (19,600, opened 1999)
RadioWQAM 104.3 - Jason Jackson, Ron Rothstein
Spanish RadioWAQI (710 AM) – José Pañeda, Joe Pujala
Cable TVFanDuel Sports Network Sun– Eric Reid, John Crotty, Jason Jackson

New Orleans vs. Miami Franchise Series Notes

Overall Record:	21-28 (.429)	Home Record:	14-10 (.683)	Road Record:	7-18 (.280)
Current Streak:	Lost 2	Home:	Lost 5	Road:	Lost 1
New Orleans Biggest Win29 (106-77 at Miami on Apr. 2, 2008)				
New Orleans Biggest Loss49 (104-153 at New Orleans on Apr. 11, 2025)				
New Orleans Last Win At Home110-104 on Mar. 6, 2020				
New Orleans Last Loss At Home104-153 on Apr. 11, 2025				
New Orleans Last Win On The Road111-88 on Mar. 22, 2024				
New Orleans Last Loss On The Road108-119 on Jan. 1, 2025				

RECORDS

2025-26 Pelicans vs. Bucks

Feb. 4at Milwaukee
 Feb. 20vs. Milwaukee



2024-25 vs. Bucks (0-2)

Apr. 6 vs. Milwaukee L 107-111
 Apr. 10 at Milwaukee L 111-136

Directory

Chief Communications Officer Barry Baum
 Vice President of Communications Dan Smyczek
 Communications Manager Amanda Janczak
 Communications Sr. Coordinator Kate Reed

General Information

Division Central
 Phone (414) 227-0500
 Address 1543 N. 2nd Street, 6th Floor, Milwaukee, WI 53212
 Home Court Fiserv Forum (17,341, opened 2018)
 Radio WTMJ 620 AM, 103.3 FM – Justin Garcia, Dave Koehn
 TV...FanDuel Sports Wisconsin – Lisa Byington, Marques Johnson, Melanie Ricks

New Orleans vs. Milwaukee Franchise Series Notes

Overall Record: 29-20 (.592) Home Record: 18-6 (.750) Road Record: 11-14 (.440)
 Current Streak: Lost 2 Home: Lost 1 Road: Lost 7
 New Orleans Biggest Win 21 (102-81 at New Orleans on Dec. 3, 2012)
 New Orleans Biggest Loss 27 (114-141 at Milwaukee on Jan. 27, 2024)
 New Orleans Last Win At Home 107-100 on Mar. 28, 2024
 New Orleans Last Loss At Home 107-111 on Apr. 6, 2025
 New Orleans Last Win On The Road 123-121 (OT) on Feb. 25, 2018
 New Orleans Last Loss On The Road 111-136 on Apr. 10, 2025

2025-26 Pelicans vs. Timberwolves

Dec. 2 vs. Minnesota
 Dec. 4 vs. Minnesota
 Feb. 6 at Minnesota
 Apr. 12 at Minnesota



2024-25 vs. Timberwolves (1-2)

Jan. 7 vs. Minnesota L 97-104
 Mar. 19 at Minnesota W 119-115
 Mar. 21 at Minnesota L 93-134

Directory

Chief Communications Officer Patrick Rees
 Associate Director of Communications Aaron Freeman
 Communications Coordinator Derek Ahrensbrak
 Alyssa Freeman Basketball Communications Associate

General Information

Division Northwest
 Phone (612) 673-1600
 Address 600 Hennepin Avenue, Suite 300, Minneapolis, MN 55403
 Home Court Target Center (18,024 opened 1990)
 Radio KFAN/iHeart – Alan Hornton
 Cable TV.....FanDuel Sports Network North – Michael Grady, Jim Petersen,
 Lea B Olsen

New Orleans vs. Minnesota Franchise Series Notes

Overall Record: 40-38 (.513) Home Record: 20-18 (.526) Road Record: 20-20 (.500)
 Current Streak: Lost 1 Home: Lost 4 Road: Lost 1
 New Orleans Biggest Win 48 (139-91 at New Orleans on Nov. 14, 2014)
 New Orleans Biggest Loss 41 (93-134 at Minnesota on Mar. 21, 2025)
 New Orleans Last Win At Home 119-118 on Dec. 28, 2022
 New Orleans Last Loss At Home 97-104 on Jan. 7, 2025
 New Orleans Last Win On The Road 119-115 on Mar. 19, 2025
 New Orleans Last Loss On The Road 93-134 on Mar. 21, 2025

RECORDS

2025-26 Pelicans vs. Knicks

Dec. 29 at New York
 Mar. 24 vs. New York



2024-25 vs. Knicks (0-2)

Dec. 1 at New York L 85-118
 Dec. 21 vs. New York L 93-104

Directory

Senior Vice President, Communications Jeremy Watkins
 Senior Director, Communications Derek Lapinski
 Director, Communications Mallory Kwitter
 Senior Manager, Communications Qadeer Morgan
 Manager, Communications Brittany Idowu

General Information

Division Atlantic
 Phone (212) 465-6471
 Address Two Pennsylvania Plaza, New York, NY 10121
 Home Court Madison Square Garden (19,812, opened 1968)
 Radio ESPN (98.7 FM) – Tyler Murray
 Cable TV MSG Network – Mike Breen, Walt Frazier

New Orleans vs. New York Franchise Series Notes

Overall Record: 24-23 (.511) Home Record: 12-11 (.522) Road Record: 12-12 (.500)
 Current Streak: Lost 2 Home: Lost 1 Road: Lost 1
 New Orleans Biggest Win 23 (115-92 at New York on Feb. 27, 2024)
 New Orleans Biggest Loss 33 (85-118 at New York on Dec. 1, 2024)
 New Orleans Last Win At Home 96-87 on Oct. 28, 2023
 New Orleans Last Loss At Home 93-104 on Dec. 21, 2024
 New Orleans Last Win On The Road 115-92 on Feb. 27, 2024
 New Orleans Last Loss On The Road 85-118 on Dec. 1, 2024

2025-26 Pelicans vs. Thunder

Nov. 2 at Oklahoma City
 Nov. 17 vs. Oklahoma City
 Jan. 27 at Oklahoma City



2024-25 vs. Thunder (0-4)

Nov. 13 at Oklahoma City L 88-106
 Dec. 7 vs. Oklahoma City L 109-119
 Feb. 10 at Oklahoma City L 101-137
 Apr. 13 vs. Oklahoma City L 100-115

Directory

Vice President of Basketball Communications & Engagement ... Matt Tumbleson
 Senior Basketball Communications Lead John Read
 Senior Basketball Communications Lead Laila Wani
 Senior Basketball Communications Lead Cole Terlip

General Information

Division Northwest
 Phone (405) 208-4800
 Address 208 Thunder Dr., Oklahoma City, OK 73102
 Home Court Paycom Center (18,203, opened 2002)
 Radio WWLS (98.1 FM/640 AM) – Matt Pinto
 Spanish Radio WKY 930 AM – Eleno Ornelas
 Cable TV Bally Sports Oklahoma – Michael Cage, Chris Fisher,
 Nick Gallo, Paris Lawson

New Orleans vs. Oklahoma City Franchise Series Notes

Overall Record: 32-46 (.410) Home Record: 17-21 (.447) Road Record: 15-25 (.375)
 Current Streak: Lost 6 Home: Lost 5 Road: Lost 2
 New Orleans Biggest Win 33 (113-80 at Oklahoma City on Dec. 31, 2020)
 New Orleans Biggest Loss 45 (74-119 at Oklahoma City on Feb. 27, 2013)
 New Orleans Last Win At Home 105-101 on Nov. 28, 2022
 New Orleans Last Loss At Home 100-115 on Apr. 13, 2025
 New Orleans Last Win On The Road 110-106 on Nov. 1, 2023
 New Orleans Last Loss On The Road 101-137 on Feb. 10, 2025

RECORDS

2025-26 Pelicans vs. Magic

Jan. 11at Orlando
Apr. 5vs. Orlando



2024-25 vs. Magic (0-2)

Nov. 8 at Orlando L 88-115
Mar. 13 vs. Orlando L 93-113

Directory

Chief Communications Officer Joel Glass
Vice President of Communications and Alumni Relations George Galante
Vice President of Public Relations Trish Wingerson
Communications Specialist Louis Axen

General Information

Division Southeast
Phone (407) 916-2400
Address 400 W. Church Street, Suite 250, Orlando, FL 32801
Home Court Kia Center (18,846, opened 2010)
Radio FM 96.9 The Game – Jake Chapman
TV – David Steele, Jeff Turner, Dante Marchitelli, Kendra Douglas

New Orleans vs. Orlando Franchise Series Notes

Overall Record: 20-29 (.408) Home Record: 11-14 (.440) Road Record: 9-15 (.375)
Current Streak: Lost 7 Home: Lost 8 Road: Lost 3
New Orleans Biggest Win 35 (135-100 at Orlando on Apr. 22, 2021)
New Orleans Biggest Loss 30 (88-118 at New Orleans on Feb. 12, 2019)
New Orleans Last Win At Home 118-98 on Jan. 18, 2017
New Orleans Last Loss At Home 93-113 on Mar. 13, 2025
New Orleans Last Win On The Road 110-104 on Dec. 23, 2021
New Orleans Last Loss On The Road 88-115 on Nov. 8, 2024

2025-26 Pelicans vs. 76ers

Jan. 31at Philadelphia
Feb. 21vs. Philadelphia



2024-25 vs. 76ers (2-0)

Jan. 10 at Philadelphia W 123-115
Mar. 24 vs. Philadelphia W 112-99

Directory

Chief Communications Officer Dave Sholler
Director, Basketball Communications Brandon Chinn
Manager, Communications Chris Brannon
Coordinator, Communications Maiya Barker

General Information

Division Atlantic
Phone (215) 359-7666
Address 3 Banner Way, Camden, NJ 08103
Home Court Wells Fargo Center (20,007, opened 1996)
Radio The Fanatic (97.5 FM) – Tom McGinnis
TV NBC Sports Philadelphia – Kate Scott, Alaa Abdelnaby

New Orleans vs. Philadelphia Franchise Series Notes

Overall Record: 24-23 (.511) Home Record: 15-9 (.652) Road Record: 9-15 (.375)
Current Streak: Won 4 Home: Won 3 Road: Won 2
New Orleans Biggest Win 37 (135-98 at New Orleans on Nov. 16, 2015)
New Orleans Biggest Loss 21 (87-108 at Philadelphia on Nov. 25, 2002)
New Orleans Last Win At Home 112-99 on Mar. 24, 2025
New Orleans Last Loss At Home 97-117 on Oct. 20, 2021
New Orleans Last Win On The Road 123-115 on Jan. 10, 2025
New Orleans Last Loss On The Road 111-120 on Jan. 2, 2023

RECORDS

2025-26 Pelicans vs. Suns

Nov. 10.....	at Phoenix
Dec. 26.....	vs. Phoenix
Dec. 27.....	vs. Phoenix
Mar. 6.....	at Phoenix



2024-25 vs. Suns (2-1)

Dec. 5	vs. Phoenix	W	126-124
Feb. 27	at Phoenix	W	124-116
Feb. 28	at Phoenix	L	108-125

Directory

Senior Vice President, Communications.....	Stacey Mitch
Director, Basketball Communications.....	Cole Mickelson
Manager, Basketball Communications.....	Bryce Marsee
Sr. Coordinator, Basketball Communications.....	Zach Goldman

General Information

Division.....	Pacific
Phone.....	(602) 379-7900
Address.....	201 E. Jefferson Street, Phoenix, AZ 85004
Home Court.....	Footprint Center (17,071, opened 1992)
Radio.....	Arizona Sports (98.7 FM) – Tim Kempton, Joe Bloom
Spanish Radio.....	KSUN (1400 AM) – Arturo Ochoa, Samuel Sandoval
TV.....	Arizona's Family Sports – Kevin Ray, Eddie Johnson, Ann Meyers Drysdale

New Orleans vs. Phoenix Franchise Series Notes

Overall Record:	37-41 (.474)	Home Record:	18-21 (.461)	Road Record:	19-20 (.487)
Current Streak:	Lost 1	Home:	Won 1	Road:	Lost 1
New Orleans Biggest Win.....	24 (115-91 at Phoenix on Nov. 24, 2017)				
New Orleans Biggest Loss.....	37 (78-115 at Phoenix on Apr. 17, 2006)				
New Orleans Last Win At Home.....	126-124 on Dec. 5, 2024				
New Orleans Last Loss At Home.....	111-124 on Apr. 1, 2024				
New Orleans Last Win On The Road.....	124-116 on Feb. 27, 2025				
New Orleans Last Loss On The Road.....	108-125 on Feb. 28, 2025				

2025-26 Pelicans vs. Trail Blazers

Nov. 12.....	vs. Portland
Jan. 2.....	vs. Portland
Apr. 2.....	at Portland



2024-25 vs. Trail Blazers (1-3)

Oct. 25	at Portland	W	105-103
Oct. 27	at Portland	L	103-125
Nov. 4	vs. Portland	L	100-118
Jan. 8	vs. Portland	L	100-119

Directory

SVP, Communications & Public Affairs.....	Natalie King
Vice President, Basketball Communications.....	Rahsaan Gethers
Director of Basketball Communications.....	Maggie Yang
Basketball Communications Coordinator.....	Wyeth Wilson

General Information

Division.....	Northwest
Phone.....	(503) 234-9291
Address.....	One Center Court, Suite 200, Portland, OR 97227
Home Court.....	The Moda Center (19,441, opened 1995)
Radio.....	Rip City Radio (620 AM) – Travis Demers
TV.....	Networks of KATU/BlazerVision – Kevin Calabro, Lamar Hurd, Brooke Olzendam

New Orleans vs. Portland Franchise Series Notes

Overall Record:	39-40 (.494)	Home Record:	24-16 (.600)	Road Record:	15-24 (.385)
Current Streak:	Lost 3	Home:	Lost 2	Road:	Lost 1
New Orleans Biggest Win.....	36 (99-63 at New Orleans on Feb. 13, 2013)				
New Orleans Biggest Loss.....	26 (88-114 at New Orleans on Dec. 20, 2014)				
New Orleans Last Win At Home.....	110-100 on Apr. 9, 2024				
New Orleans Last Loss At Home.....	100-119 on Jan. 8, 2025				
New Orleans Last Win On The Road.....	105-103 on Oct. 25, 2024				
New Orleans Last Loss On The Road.....	103-125 on Oct. 27, 2024				

RECORDS

2025-26 Pelicans vs. Kings

Feb. 9 vs. Sacramento
 Mar. 5 at Sacramento
 Apr. 3 at Sacramento



2024-25 vs. Kings (1-3)

Dec. 12 vs. Sacramento L 109-111
 Feb. 8 at Sacramento L 118-123
 Feb. 12 vs. Sacramento L 111-119
 Feb. 13 vs. Sacramento W 140-133

Directory

SVP, Communications & External Affairs Becky Beland McNaught
 VP, Basketball Communications Shannon Malone
 Director, Basketball Communications Michael Martinez
 Senior Coordinator, Basketball Communications Micayla Rossi

General Information

Division Pacific
 Phone (888) 915-4647
 Address 500 David J. Stern Walk, Sacramento, CA 95814
 Home Court Golden 1 Center (17,583, opened 2016)
 Radio KHTK Sports (1140 AM) – Gary Gerould
 Cable TV NBC Sports California – Mark Jones, Kyle Draper,
 Kayte Christensen

New Orleans vs. Sacramento Franchise Series Notes

Overall Record: 45-36 (.556) Home Record: 27-14 (.658) Road Record: 18-22 (.450)
 Current Streak: Won 1 Home: Won 1 Road: Lost 1
 New Orleans Biggest Win 36 (129-93 at New Orleans on Nov. 20, 2023)
 New Orleans Biggest Loss 36 (71-107 at Sacramento on Dec. 19, 2004)
 New Orleans Last Win At Home 140-133 on Feb. 13, 2025
 New Orleans Last Loss At Home 111-119 on Feb. 12, 2025
 New Orleans Last Win On The Road 135-123 on Apr. 11, 2024
 New Orleans Last Loss On The Road 118-123 on Feb. 8, 2025

2025-26 Pelicans vs. Spurs

Oct. 24 vs. San Antonio
 Nov. 8 at San Antonio
 Dec. 8 vs. San Antonio
 Jan. 25 at San Antonio



2024-25 vs. Spurs (2-2)

Dec. 8 at San Antonio L 116-121
 Feb. 23 vs. San Antonio W 114-96
 Feb. 25 vs. San Antonio W 109-103
 Mar. 15 at San Antonio L 115-119

Directory

VP, Basketball Communications Tom James
 Senior Director of Basketball Communications Jordan Howenstine
 Basketball Communications Sr. Manager Kris Davis
 Basketball Communications Sr. Coordinator Alexis Winston

General Information

Division Southwest
 Phone (210) 444-5500
 Address 1 Frost Bank Center Dr, San Antonio, TX 78219
 Home Court Frost Bank Center (18,354, opened 2002)
 Radio WOAI (1200 AM) – Dan Weiss
 Spanish Radio KXTN (107.5 FM) – Paul Castro
 TV FanDuel Sports Network– Jacob Tobey, Sean Elliott, TJ Ford

New Orleans vs. San Antonio Franchise Series Notes

Overall Record: 29-56 (.341) Home Record: 19-25 (.431) Road Record: 10-31 (.244)
 Current Streak: Lost 1 Home: Won 2 Road: Lost 2
 New Orleans Biggest Win 36 (146-110 at San Antonio on Dec. 17, 2023)
 New Orleans Biggest Loss 35 (77-112 at Oklahoma City on Dec. 23, 2006)
 New Orleans Last Win At Home 109-103 on Feb. 25, 2025
 New Orleans Last Loss At Home 109-111 on Apr. 5, 2024
 New Orleans Last Win On The Road 114-113 on Feb. 2, 2024
 New Orleans Last Loss On The Road 115-119 on Mar. 15, 2025

RECORDS

2025-26 Pelicans vs. Raptors

Mar. 11.....vs. Toronto
Mar. 27.....at Toronto



2024-25 vs. Raptors (0-2)

Nov. 27 vs. Toronto L 93-119
Jan. 27 at Toronto L 104-113

Directory

Vice President, Communications.....Jennifer Quinn
Senior Manager, Communications.....Phil Summers
Manager, Communications.....Josh Su
Coordinator, Communications.....Crina Mustafa

General Information

Division.....Atlantic
Phone.....(416) 815-5600
Address.....30 British Columbia Road, Toronto, Ontario, Canada M6K 3C3
Home Court.....Scotiabank Arena (19,800, opened 1999)
Radio.....TSN Radio 1050 (1050 AM), Sportsnet 590 (590 AM) – Paul Jones,
Eric Smith, Jevohn Shepherd
Cable TV.....TSN, Sportsnet – Matt Devlin, Jack Armstrong, Alvin Williams,
Kayla Grey, Danielle Michaud

New Orleans vs. Toronto Franchise Series Notes

Overall Record: 20-29 (.408) Home Record: 10-15 (.400) Road Record: 10-14 (.417)
Current Streak: Lost 2 Home: Lost 1 Road: Lost 1
New Orleans Biggest Win.....41 (139-98) at Toronto on Mar. 5, 2024
New Orleans Biggest Loss.....24 (91-115) at New Orleans on Mar. 26, 2016
New Orleans Last Win At Home.....138-100 on Feb. 5, 2024
New Orleans Last Loss At Home.....93-119 on Nov. 27, 2024
New Orleans Last Win On The Road.....139-98 on Mar. 5, 2024
New Orleans Last Loss On The Road.....104-113 on Jan. 27, 2025

2025-26 Pelicans vs. Jazz

Feb. 26.....at Utah
Feb. 28.....at Utah
Apr. 7.....vs. Utah



2024-25 vs. Jazz (3-0)

Jan. 17 vs. Utah W 136-123
Jan. 20 vs. Utah W 123-119
Mar. 2 at Utah W 128-121

Directory

Sr. Vice President, Basketball Communications.....Derek Garduño
Vice President, Basketball Communications.....Madeline Wehle Crandall
Senior Manager, Basketball Communications.....Danny Franks
Senior Manager, Basketball Communications.....Olivia Hill
Manager, Stars/Jazz Basketball Communications.....Megan Zipfel

General Information

Division.....Northwest
Phone.....(801) 325-2500
Address.....1420 S 500 W, Salt Lake City, UT 84115
Home Court.....Delta Center (18,206, opened 1991)
Radio.....KSL Sports Zone – David Locke, Ron Boone
Cable TV.....SEG Media/KJZZ – Craig Bolerjack, Thurl Bailey, Holly Rowe

New Orleans vs. Utah Franchise Series Notes

Overall Record: 31-48 (.392) Home Record: 20-21 (.488) Road Record: 11-27 (.289)
Current Streak: Won 5 Home: Won 4 Road: Won 1
New Orleans Biggest Win.....34 (124-90) at New Orleans on Mar. 4, 2022
New Orleans Biggest Loss.....33 (94-127) at New Orleans on Feb. 8, 2017
New Orleans Last Win At Home.....123-119 on Jan. 20, 2025
New Orleans Last Loss At Home.....121-122 (OT) on Oct. 23, 2022
New Orleans Last Win On The Road.....128-121 on Mar. 2, 2025
New Orleans Last Loss On The Road.....112-114 on Nov. 27, 2023

RECORDS



2025-26 Pelicans vs. Wizards

Jan. 9.....at Washington
 Mar. 8.....vs. Washington

2024-25 vs. Wizards (2-0)

Jan. 3 vs. Washington W 132-120
 Jan. 5 at Washington W 110-98

Directory

VP, Basketball Communications and Outreach.....Jim LaBumbard
 Communications Manager.....Matt Quinn
 Communications Manager.....Kara Swirsky
 Communications Coordinator.....Alessandro Carusone

General Information

Division.....Southeast
 Phone.....(202) 661-5000
 Address.....601 F. Street, NW, Washington, DC 20004
 Home Court.....Capital One Arena (20,362, opened 1997)
 Radio.....106.7 The FAN (FM)/The Team (980 AM) – Dave Johnson, Glenn Consor
 TV...Monumental Sports Network – Chris Miller, Drew Gooden, Meghan McPeak

New Orleans vs. Washington Franchise Series Notes

Overall Record: 23-24 (.489) Home Record: 16-9 (.640) Road Record: 7-15 (.318)
 Current Streak: Won 4 Home: Won 2 Road: Won 3
 New Orleans Biggest Win.....25 (127-102 at New Orleans on Nov. 24, 2021)
 New Orleans Biggest Loss.....22 (103-125 at Washington on Mar. 17, 2007)
 New Orleans Last Win At Home.....132-120 on Jan. 3, 2025
 New Orleans Last Loss At Home.....103-113 on Jan. 28, 2023
 New Orleans Last Win On The Road.....110-98 on Jan. 3, 2025
 New Orleans Last Loss On The Road.....100-105 on Nov. 15, 2021

2024-25 DIVISION STANDINGS

EASTERN CONFERENCE

Atlantic Division

	W	L	Pct	GB	Home	Road
Boston	61	21	.744	-	28-13	33- 8
New York	51	31	.622	10	27-14	24-17
Toronto	30	52	.366	31	18-23	12-29
Brooklyn	26	56	.317	35	12-29	14-27
Philadelphia	24	58	.293	37	12-29	12-29

Central Division

	W	L	Pct	GB	Home	Road
Cleveland	64	18	.780	-	34-7	30-11
Indiana	50	32	.610	14	29-11	20-20
Milwaukee	48	34	.585	16	27-14	20-20
Detroit	44	38	.537	20	22-19	22-19
Chicago	39	43	.476	25	18-23	21-20

Southeast Division

	W	L	Pct	GB	Home	Road
Orlando	41	41	.500	-	22-19	19-22
Atlanta	40	42	.488	1	21-19	19-22
Miami	37	45	.451	4	19-22	17-23
Charlotte	19	63	.232	22	12-29	7-34
Washington	18	64	.220	23	8-32	10-31

WESTERN CONFERENCE

Southwest Division

	W	L	Pct	GB	Home	Road
Houston	52	30	.634	-	29-12	23-17
Memphis	48	34	.585	4	26-15	22-19
Dallas	39	43	.476	13	22-18	17-25
San Antonio	34	48	.415	18	20-20	13-27
New Orleans	21	61	.256	31	14-27	7-34

Northwest Division

	W	L	Pct	GB	Home	Road
Oklahoma City	68	14	.829	-	35- 6	32- 8
Denver	50	32	.610	18	26-15	24-17
Minnesota	49	33	.598	19	25-16	24-17
Portland	36	46	.439	32	22-19	14-27
Utah	17	65	.207	51	10-31	7-34

Pacific Division

	W	L	Pct	GB	Home	Road
LA Clippers	50	32	.610	-	30-11	20-21
L.A. Lakers	50	32	.610	-	31-10	19-22
Golden State	48	34	.585	2	24-17	24-17
Sacramento	40	42	.488	10	20-21	20-21
Phoenix	36	46	.439	14	24-17	12-29

RECORDS

2024-25 NBA INDIVIDUAL LEADERS

SCORING AVERAGE

	G	FG	FT	Pts	Avg
Gilgeous-Alexander, OK	76	860	601	2484	32.7
Antetokounmpo, Mil.	67	793	436	2036	30.4
Jokic, Den.	70	786	361	2071	29.6
A. Edwards, Min.	79	721	415	2177	27.6
Tatum, Bos.	72	662	358	1932	26.8
Durant, Pho.	62	592	303	1647	26.6
Cunningham, Det.	70	684	313	1830	26.1
Brunson, N.Y.	65	585	368	1690	26.0
Booker, Pho.	75	654	432	1923	25.6
Lillard, Mil.	58	444	362	1447	24.9
Curry, G.S.	70	564	279	1718	24.5
Towns, N.Y.	72	639	339	1759	24.4
L. James, LA-L	70	651	259	1710	24.4
Young, Atl.	76	566	491	1841	24.2
F. Wagner, Ori.	60	537	271	1449	24.1
Mitchell, Cle.	71	585	298	1701	24.0
Herro, Mia.	77	651	287	1840	23.9
Fox, Sac.-S.A.	62	539	263	1459	23.5
LaVine, Chi.-Sac.	74	625	235	1724	23.3
Harden, LA-C	79	531	505	1802	22.8

REBOUNDS PER GAME

	G	Off	Def	Tot	Avg
Sabonis, Sac.	70	267	705	972	13.9
Towns, N.Y.	72	212	708	920	12.8
Jokic, Den.	70	200	692	892	12.7
Zubac, LA-C	80	300	710	1010	12.6
Kessler, Utah	58	266	441	707	12.2
Antetokounmpo, Mil.	67	147	651	798	11.9
Goert, Min.	72	265	520	785	10.9
Duren, Det.	78	277	530	807	10.3
Sengun, Hou.	76	262	524	786	10.3
Vucevic, Chi.	73	178	557	735	10.1
Allen, Cle.	82	216	582	798	9.7
Adebayo, Mia.	78	185	564	749	9.6
Hart, N.Y.	77	161	576	737	9.6
Mobley, Cle.	71	164	495	659	9.3
Okongwu, Atl.	74	220	440	660	8.9
Tatum, Bos.	72	48	575	623	8.7
Edey, Mem.	66	232	316	548	8.3
Missi, N.O.	73	255	346	601	8.2
Thompson, Hou.	69	192	372	564	8.2
Giddey, Chi.	70	127	439	566	8.1

STEALS PER GAME

	G	Stl	Avg
Daniels, Atl.	76	229	3.01
Jokic, Den.	70	127	1.81
Wallace, OKC.	68	120	1.76
Dunn, LA-C	74	128	1.73
Gilgeous-Alexander, OKC.	76	131	1.72
Thompson, Det.	59	98	1.66
Jal. Williams, OKC.	69	111	1.61
VanVleet, Hou.	60	94	1.57
Hart, N.Y.	77	119	1.55
Oubre Jr., Phi.	60	92	1.53

MINUTES PER GAME

	G	Min	Avg
Hart, N.Y.	77	2897	37.6
Booker, Pho.	75	2795	37.3
Bridges, N.Y.	82	3036	37.0
Jokic, Den.	70	2571	36.7
Anunoby, N.Y.	74	2706	36.6
Durant, Pho.	62	2265	36.5
Tatum, Bos.	72	2624	36.4
A. Edwards, Min.	79	2871	36.3
Fox, Sac.-S.A.	62	2241	36.1
Murray, Den.	67	2418	36.1

ASSISTS PER GAME

	G	Ast	Avg
Young, Atl.	76	880	11.6
Jokic, Den.	70	716	10.2
Halliburton, Ind.	73	673	9.2
Cunningham, Det.	70	638	9.1
Harden, LA-C	79	687	8.7
L. James, LA-L	70	575	8.2
Paul, S.A.	82	605	7.4
Brunson, N.Y.	65	475	7.3
Giddey, Chi.	70	503	7.2
Lillard, Mil.	58	410	7.1
Booker, Pho.	75	529	7.1
Garland, Cle.	75	506	6.7
Antetokounmpo, Mil.	67	433	6.5
Gilgeous-Alexander, OK	76	486	6.4
Fox, Sac.-S.A.	62	392	6.3
Collier, Utah	71	446	6.3
Westbrook, Den.	75	457	6.1
Sabonis, Sac.	70	423	6.0
Murray, Den.	67	403	6.0
Curry, G.S.	70	421	6.0

FIELD GOAL PERCENTAGE

	FG	FGA	PCT
Allen, Cle.	452	640	.706
Duren, Det.	378	546	.692
Goert, Min.	341	510	.669
Zubac, LA-C	592	942	.628
Poeltl, Tor.	363	579	.627
Antetokounmpo, Mil.	793	1319	.601
Sabonis, Sac.	527	893	.590
Braun, Den.	476	821	.580
Jokic, Den.	786	1364	.576
Okongwu, Atl.	388	684	.567

FREE THROW PERCENTAGE

	FT	FTA	PCT
Curry, G.S.	279	299	.933
Lillard, Mil.	362	393	.921
Irving, Dal.	196	214	.916
White, Chi.	277	307	.902
Simons, Por.	175	194	.902
Gilgeous-Alexander, OKC	601	669	.898
Booker, Pho.	432	483	.894
Bane, Mem.	177	198	.894
C. Johnson, Bkn.	201	225	.893
Murphy II, N.O.	204	230	.887

3-POINT FIELD GOAL PERCENTAGE

	3FG	3FGA	PCT
Curry, Cha.	83	182	.456
LaVine, Chi.-Sac.	239	536	.446
Prince, Mil.	147	335	.439
Jerome, Cle.	111	253	.439
Krejci, Atl.	90	206	.437
Batum, LA-C	88	203	.433
Barnes, S.A.	156	360	.433
K. Ellis, Sac.	139	321	.433
Kennard, Mem.	113	261	.433
Nesmith, Ind.	84	195	.431

BLOCKS PER GAME

	G	Blk	Avg
Wembanyama, S.A.	46	176	3.83
Kessler, Utah	58	138	2.38
Turner, Ind.	72	144	2.00
Lopez, Mil.	80	148	1.85
Clingan, Por.	67	110	1.64
Mobley, Cle.	71	113	1.59
Jackson Jr., Mem.	74	113	1.53
Sarr, Was.	67	101	1.51
Goert, Min.	72	104	1.44
Claxton, Bkn.	70	100	1.43

RECORDS

2024-25 NBA TEAM/INDIVIDUAL HIGHS & LOWS

TEAM HIGHS/LOWS

Field Goals	60, Denver vs. POR, 2/10
Fewest Field Goals	22, Phoenix at OKC, 11/15
FG Attempts	119, Indiana at CLE, 4/13 (2 OT) 115, Portland at CHI, 4/4 67, Orlando vs. TOR, 3/2
Fewest FG Attempts	67, Orlando vs. TOR, 3/2
Field Goal Pct.	.689, Milwaukee vs. PHO, 4/1
Lowest Field Goal Pct.	.293, Phoenix at OKC, 11/15
3-Pt. Field Goals	29, Boston vs. NY, 10/22
3-Pt. FG Attempts	63, Boston vs. OKC, 3/12 63, Utah vs. OKC, 4/11
3-Pt. FG Pct.	.680, Miami vs. GS, 3/25
Free Throws	43, Cleveland at CHA, 3/7
Fewest Free Throws	3, (6 times, most recently) Phoenix at SAC, 4/13
FT Attempts	53, Philadelphia at TOR, 10/25
Fewest FT Attempts	3, Sacramento vs. PHO, 4/13
Free Throw Pct.	1.000, Philadelphia vs. NY, 1/15 (OT) 1,000, (51 times, most recently) Sacramento vs. PHO, 4/13
Lowest Free Throw Pct.	.333, Toronto at NO, 11/27
Off. Rebounds	28, Toronto vs. WAS, 3/10
Fewest Off. Rebounds	1, Phoenix at CLE, 1/20
Def. Rebounds	52, Houston at CHI, 11/17 52, New Orleans vs. SA, 2/23
Fewest Def. Rebounds	16, Philadelphia vs. DEN, 1/31
Rebounds	73, Toronto vs. WAS, 3/10
Fewest Rebounds	23, Utah vs. MIN, 1/30
Assists	48, Indiana at WAS, 3/27
Fewest Assists	9, Houston vs. BOS, 1/3
Personal Fouls	35, Memphis at UTA, 10/23
Fewest Personal Fouls	5, Miami vs. CLE, 1/29
Steals	22, Atlanta at TOR, 12/29
Turnovers	31, Toronto vs. ATL, 12/29
Fewest Turnovers	3, Oklahoma City at IND, 12/26
Blocks	18, Dallas vs. HOU, 2/8
Points	162, Indiana at WAS, 3/27
Fewest Points	67, Brooklyn at LAC, 1/15

INDIVIDUAL HIGHS

Minutes	53, Braun, DEN vs. MIN, 4/1 (2 OT) 48, Johnson, WAS at MIA, 4/13 48, George, UTA at MIN, 4/13
Field Goals	22, Fox, SAC vs. MIN, 11/15 (OT) 22, Jokic, DEN at WAS, 12/7
FG Attempts	39, Jokic, DEN at WAS, 12/7
3-Pt. Field Goals	12, Curry, GS at ORL, 2/27 12, Curry, GS at MEM, 4/1
3-Pt. FG Attempts	20, (4 times, most recently) Curry, GS at MEM, 4/1
Free Throws	21, Young, ATL vs. CHA, 3/12
FT Attempts	26, Antetokounmpo, MIL vs. ATL, 12/4
Off. Rebounds	13, Sabonis, SAC at NO, 2/13 (OT) 13, Kessler, UTA at TOR, 3/7
Def. Rebounds	23, Wembanyama, SA vs. DEN, 1/4 (OT) 20, Sabonis, SAC at BOS, 1/10
Rebounds	28, Sabonis, SAC at NO, 2/13 (OT) 28, Sabonis, SAC at BOS, 1/10
Assists	22, Jokic, DEN vs. PHO, 3/7 (OT) 22, Young, ATL at CLE, 11/27
Steals	8, (3 times, most recently) Giddey, CHI at LAL, 3/22
Turnovers	11, Young, ATL vs. TOR, 1/25 11, L. James, LAL at POR, 2/20
Blocks	10, Wembanyama, SA vs. POR, 12/21
Points	61, Jokic, DEN vs. MIN, 4/1 (2 OT) 56, Jokic, DEN at WAS, 12/7 56, Curry, GS at ORL, 2/27

RECORDS

2024-25 NBA ATTENDANCE TOTALS

Team	Home Attendance			Road Attendance		
	Games	Total	Average	Games	Total	Average
Atlanta Hawks	40	657,613	16,440	41	742,608	18,112
Boston Celtics	41	785,396	19,156	41	759,359	18,521
Brooklyn Nets	41	713,304	17,398	41	739,772	18,043
Charlotte Hornets	41	703,935	17,169	41	750,877	18,314
Chicago Bulls	41	825,659	20,138	41	747,324	18,227
Cleveland Cavaliers	41	796,712	19,432	41	756,117	18,442
Dallas Mavericks	40	803,174	20,079	42	759,109	18,074
Denver Nuggets	41	811,211	19,786	41	741,843	18,094
Detroit Pistons	41	781,929	19,071	41	738,664	18,016
Golden State Warriors	41	740,624	18,064	41	761,128	18,564
Houston Rockets	41	716,853	17,484	40	720,301	18,008
Indiana Pacers	40	669,499	16,737	40	712,613	17,815
Los Angeles Clippers	41	679,220	16,566	41	746,326	18,203
Los Angeles Lakers	41	767,626	18,723	41	770,647	18,796
Memphis Grizzlies	41	683,067	16,660	41	743,396	18,132
Miami Heat	41	808,337	19,716	40	725,899	18,147
Milwaukee Bucks	41	714,901	17,437	40	734,310	18,358
Minnesota Timberwolves	41	772,249	18,835	41	744,788	18,166
New Orleans Pelicans	41	689,400	16,815	41	736,093	17,953
New York Knickerbockers	41	811,794	19,800	41	757,088	18,466
Oklahoma City Thunder	41	736,895	17,973	40	730,217	18,255
Orlando Magic	41	762,121	18,588	41	738,221	18,005
Philadelphia 76ers	41	813,621	19,844	41	732,808	17,873
Phoenix Suns	41	699,911	17,071	41	742,767	18,116
Portland Trail Blazers	41	719,369	17,546	41	730,070	17,807
Sacramento Kings	41	696,409	16,986	41	735,306	17,934
San Antonio Spurs	40	715,765	17,894	40	727,613	18,190
Toronto Raptors	41	768,573	18,746	41	739,242	18,030
Utah Jazz	41	745,175	18,175	41	725,614	17,698
Washington Wizards	40	643,363	16,084	41	743,585	18,136
TOTALS	1225	22,233,705	18,150	1225	22,233,705	18,150

2024-25 NBA HONOR ROLL

2024-25 NBA HONORS

Most Valuable Player

Shai Gilgeous-Alexander, Oklahoma City Thunder

Coach of the Year

Kenny Atkinson, Cleveland Cavaliers

Rookie of the Year

Stephon Castle, San Antonio Spurs

Most Improved Player

Dyson Daniels, Atlanta Hawks

Defensive Player of the Year

Evan Mobley, Cleveland Cavaliers

Sixth Man Award

Payton Pritchard, Boston Celtics

Clutch Player of the Year

Jalen Brunson, New York Knicks

Sportsmanship Award

Jrue Holiday, Boston Celtics

Twyman-Stokes Teammate of the Year Award

Stephen Curry, Golden State Warriors

Social Justice Champion

Jrue Holiday, Boston Celtics

2024-25 ALL-NBA TEAM

First Team

F Giannis Antetokounmpo, MIL
G Shai Gilgeous-Alexander, OKC
C Nikola Jokić, DEN
G Donovan Mitchell, CLE
F Jayson Tatum, BOS

Second Team

G Jalen Brunson, NYK
G Stephen Curry, GSW
G Anthony Edwards, MIN
F LeBron James, LAL
C Evan Mobley, CLE

Third Team

G Cade Cunningham, DET
G Tyrese Haliburton, IND
G James Harden, LAC
F Karl-Anthony Towns, NYK
G/F Jalen Williams, OKC

2024-25 ALL-DEFENSIVE TEAM

First Team

G Dyson Daniels, ATL
G Luguentz Dort, OKC
F/C Draymond Green, GSW
F/C Evan Mobley, CLE
G/F Amen Thompson, HOU

Second Team

F Toumani Camara, POR
C Rudy Gobert, MIN
F/C Jaren Jackson Jr., MEM
G/F Jalen Williams, OKC
C Ivica Zubac, LAC

RECORDS

2025 NBA DRAFT

FIRST ROUND

Team	Player	Position	Prior to NBA/Country
1. Dallas	Cooper Flagg	F	Duke/USA
2. San Antonio	Dylan Harper	G	Rutgers/USA
3. Philadelphia	VJ Edgecombe	G	Baylor/Bahamas
4. Charlotte	Kon Knueppel	G/F	Duke/USA
5. Utah	Ace Bailey	F	Rutgers/USA
6. Washington	Tre Johnson	G	Texas/USA
7. New Orleans	Jeremiah Fears	G	Oklahoma/USA
8. Brooklyn	Egor Demin	G/F	BYU/Russia
9. Toronto	Collin Murray-Boyles	F	South Carolina/USA
10. Houston	Khaman Maluach	C	Duke/South Sudan
11. Portland	Cedric Coward	G/F	Washington State/USA
12. Chicago	Noa Essengue	F	Ratiopharm Ulm/France
13. Atlanta	Derik Queen	F/C	Maryland/USA
14. San Antonio	Carter Bryant	F	Arizona/USA
15. Oklahoma City	Thomas Sorber	F/C	Georgetown/USA
16. Memphis	Yang Hansen	C	Qingdao/China
17. Minnesota	Joan Beringer	C	Cedevita Olimpija/France
18. Washington	Walter Clayton Jr.	G	Florida/USA
19. Brooklyn	Nolan Traoré	G	Saint-Quentin BB/France
20. Miami	Kasparas Jakucionis	G/F	Illinois/Lithuania
21. Utah	Will Riley	G/F	Illinois/Canada
22. Atlanta	Drake Powell	G/F	North Carolina/USA
23. Indiana	Asa Newell	F/C	Georgia/USA
24. Oklahoma City	Nique Clifford	G/F	Colorado State/USA
25. Orlando	Jase Richardson	G	Michigan State/USA
26. Brooklyn	Ben Saraf	G	Ratiopharm Ulm/Israel
27. Brooklyn	Danny Wolf	F/C	Michigan/USA
28. Boston	Hugo González	G/F	Real Madrid/Spain
29. Phoenix	Liam McNeely	F	UCONN/USA
30. LA Clippers	Yanic Konan Niederhauser	F	Penn State/Switzerland

SECOND ROUND

Team	Player	Position	Prior to NBA/Country
31. Minnesota	Rasheer Fleming	F/C	St. Joseph's/USA
32. Boston	Noah Penda	F	Le Mans Sarthe Basket/France
33. Charlotte	Sion James	G/F	Duke/USA
34. Charlotte	Ryan Kalkbrenner	C	Creighton/USA
35. Philadelphia	Johni Broome	C	Auburn/USA
36. Brooklyn	Adou Thiéro	F	Arkansas/USA
37. Detroit	Chaz Lanier	G	Tennessee/USA
38. San Antonio	Kam Jones	G	Marquette/USA
39. Toronto	Alijah Martin	G	Florida/USA
40. Washington	Micah Peavy	G/F	Georgetown/USA
41. Golden State	Koby Brea	G/F	Kentucky/USA
42. Sacramento	Maxime Reynaud	C	Stanford/France
43. Washington	Jamir Watkins	G/F	Florida State/USA
44. Oklahoma City	Brooks Barnhizer	G	Northwestern/USA
45. Chicago	Rocco Zikarsky	C	Brisbane/Australia
46. Orlando	Amari Williams	C	Kentucky/England
47. Milwaukee	Bogoljub Marković	F/C	Mega Basket/Serbia
48. Memphis	Javon Small	G	West Virginia/USA
49. Cleveland	Tyrese Proctor	G	Duke/Australia
50. New York	Kobe Sanders	G	Nevada/USA
51. LA Clippers	Mohamed Diawara	F	Cholet Basket/France
52. Phoenix	Alex Toohey	F	Sydney Kings/Australia
53. Utah	John Tonje	G/F	Wisconsin/USA
54. Indiana	Taelon Peter	G	Liberty/USA
55. Los Angeles Lakers	Lachlan Ölbrich	F/C	Illawarra Hawks/Australia
56. Memphis	Will Richard	G	Florida/USA
57. Orlando	Max Shulga	G	VCU/Ukraine
58. Cleveland	Saliou Niang	F	Aquila Trento/Senegal
59. Houston	Jahmai Mashack	G	Tennessee/USA

RECORDS

ALL-TIME NBA STATISTICAL LEADERS

MOST GAMES PLAYED

Robert Parish	1,611
LeBRON JAMES	1,562
Kareem Abdul-Jabbar	1,560
Vince Carter	1,541
Dirk Nowitzki	1,522
John Stockton	1,504
Karl Malone	1,476
Kevin Garnett	1,462
Kevin Willis	1,424
Jason Terry	1,410

MOST MINUTES PLAYED

LeBRON JAMES	59,041
Kareem Abdul-Jabbar	57,446
Karl Malone	54,852
Dirk Nowitzki	51,368
Kevin Garnett	50,418
Jason Kidd	50,111
Elvin Hayes	50,000
Kobe Bryant	48,637
Wilt Chamberlain	47,859
John Stockton	47,764

POINTS

LeBRON JAMES	42,184
Kareem Abdul-Jabbar	38,387
Karl Malone	36,928
Kobe Bryant	33,643
Michael Jordan	32,292
Dirk Nowitzki	31,560
Wilt Chamberlain	31,419
KEVIN DURANT	30,571
Shaquille O'Neal	28,596
Carmelo Anthony	28,289

MOST FIELD GOALS MADE

Kareem Abdul-Jabbar	15,837
LeBRON JAMES	15,488
Karl Malone	13,528
Wilt Chamberlain	12,681
Michael Jordan	12,192
Kobe Bryant	11,719
Shaquille O'Neal	11,330
Dirk Nowitzki	11,169
Elvin Hayes	10,976
Hakeem Olajuwon	10,749

MOST FIELD GOALS ATTEMPTED

LeBRON JAMES	30,583
Kareem Abdul-Jabbar	28,307
Karl Malone	26,210
Kobe Bryant	26,200
Michael Jordan	24,537
Elvin Hayes	24,272
John Havlicek	23,930
Dirk Nowitzki	23,734
Wilt Chamberlain	23,497
Carmelo Anthony	22,645

MOST FREE THROWS MADE

Karl Malone	9,787
LeBRON JAMES	8,649
Moses Malone	8,531
Kobe Bryant	8,378
JAMES HARDEN	8,164
Oscar Robertson	7,694
Michael Jordan	7,327
KEVIN DURANT	7,296
Dirk Nowitzki	7,240
Jerry West	7,160

MOST FT ATTEMPTED

Karl Malone	13,188
Wilt Chamberlain	11,862
LeBRON JAMES	11,735
Shaquille O'Neal	11,252
Moses Malone	11,090
Kobe Bryant	10,011
JAMES HARDEN	9,478
Dwight Howard	9,455
Kareem Abdul-Jabbar	9,304
Oscar Robertson	9,185

MOST 3PT FIELD GOALS MADE

STEPHEN CURRY	4,058
JAMES HARDEN	3,175
Ray Allen	2,973
DAMIAN LILLARD	2,804
KLAY THOMPSON	2,697
Reggie Miller	2,560
LeBRON JAMES	2,559
Kyle Korver	2,450
PAUL GEORGE	2,349
Vince Carter	2,290

MOST 3PT FIELD GOALS ATT.

STEPHEN CURRY	9,589
JAMES HARDEN	8,750
DAMIAN LILLARD	7,556
Ray Allen	7,429
LeBRON JAMES	7,322
KLAY THOMPSON	6,563
Reggie Miller	6,486
Jamal Crawford	6,379
Vince Carter	6,168
PAUL GEORGE	6,127

MOST OFFENSIVE REBOUNDS

Moses Malone	6,731
Robert Parish	4,598
Buck Williams	4,526
Dennis Rodman	4,329
Charles Barkley	4,260
Shaquille O'Neal	4,209
Dwight Howard	4,151
Kevin Willis	4,132
Hakeem Olajuwon	4,034
Charles Oakley	3,924

MOST DEFENSIVE REBOUNDS

Kevin Garnett	11,453
Karl Malone	11,406
Tim Duncan	11,232
Dwight Howard	10,476
Robert Parish	10,117
Dirk Nowitzki	10,021
LeBRON JAMES	9,932
Hakeem Olajuwon	9,714
Moses Malone	9,481
Kareem Abdul-Jabbar	9,394

MOST TOTAL REBOUNDS

Wilt Chamberlain	23,924
Bill Russell	21,620
Kareem Abdul-Jabbar	17,440
Elvin Hayes	16,279
Moses Malone	16,212
Tim Duncan	15,091
Karl Malone	14,968
Robert Parish	14,715
Kevin Garnett	14,662
Dwight Howard	14,627

MOST ASSISTS

John Stockton	15,806
CHRIS PAUL	12,499
Jason Kidd	12,091
LeBRON JAMES	11,584
Steve Nash	10,335
Mark Jackson	10,334
Magic Johnson	10,141
RUSSELL WESTBROOK	9,925
Oscar Robertson	9,887
Isiah Thomas	9,061

MOST STEALS

John Stockton	3,265
CHRIS PAUL	2,717
Jason Kidd	2,684
Michael Jordan	2,514
Gary Payton	2,445
LeBRON JAMES	2,345
Maurice Cheeks	2,310
Scottie Pippen	2,307
Clyde Drexler	2,207
Hakeem Olajuwon	2,162

MOST BLOCKED SHOTS

Hakeem Olajuwon	3,830
Dikembe Mutombo	3,289
Kareem Abdul-Jabbar	3,189
Mark Eaton	3,064
Tim Duncan	3,020
David Robinson	2,954
Patrick Ewing	2,894
Shaquille O'Neal	2,732
Tree Rollins	2,542
Robert Parish	2,361

MOST PERSONAL FOULS

Kareem Abdul-Jabbar	4,657
Karl Malone	4,578
Robert Parish	4,443
Charles Oakley	4,421
Hakeem Olajuwon	4,383
Buck Williams	4,267
Elvin Hayes	4,193
Clifford Robinson	4,175
Kevin Willis	4,172
Shaquille O'Neal/Otis Thorpe	4,146

RECORDS

ALL-TIME NBA STATISTICAL LEADERS

HIGHEST SCORING AVERAGE

(400 Games or 10,000 Points Minimum)

Player	G	Pts	Avg
Michael Jordan	1,072	32,292	30.12
Wilt Chamberlain	1,045	31,419	30.07
LUKA DONCIC	450	12,878	28.62
JOEL EMBIID	452	12,523	27.71
Elgin Baylor	846	23,149	27.36
KEVIN DURANT	1,123	30,571	27.22
LeBRON JAMES	1,562	42,184	27.01
Jerry West	932	25,192	27.03
Allen Iverson	914	24,368	26.66
Bob Pettit	792	20,880	26.36

HIGHEST FREE THROW PERCENTAGE

(1,200 FTM minimum)

Player	FTM	FTA	Pct
STEPHEN CURRY	4,032	4,424	.9114
Steve Nash	3,060	3,384	.9043
Mark Price	2,135	2,362	.9039
Rick Barry	3,818	4,243	.8998
DAMIAN LILLARD	5,262	5,853	.8990
Peja Stojakovic	2,237	2,500	.8948
Chauncey Billups	4,496	5,029	.8939
Ray Allen	4,398	4,920	.8939
JJ Redick	2,060	2,310	.8918
Calvin Murphy	3,445	3,864	.8916

HIGHEST FIELD GOAL PERCENTAGE

(2,000 FGM minimum)

Player	FGM	FGA	Pct
DeANDRE JORDAN	3,765	5,585	.6741
RUDY GOBERT	3,903	5,950	.6560
JARRETT ALLEN	2,912	4,542	.6411
JAKOB POELTL	2,348	3,723	.6310
Montrezl Harrell	2,506	4,050	.6188
CLINT CAPELA	3,470	5,628	.6166
IVICA ZUBAC	2,457	3,988	.6161
Artis Gilmore	5,732	9,570	.5990
Tyson Chandler	3,558	5,964	.5966
MASON PLUMLEE	2,720	4,569	.5953

HIGHEST 3-POINT FIELD GOAL PERCENTAGE

(250 3FGM Minimum)

Player	3FGM	3FGA	Pct
Steve Kerr	726	1,599	.4540
Hubert Davis	728	1,651	.4409
LUKE KENNARD	903	2,062	.4379
Drazen Petrovic	255	583	.4374
Joe Harris	1,026	2,354	.4359
Jason Kapono	457	1,054	.4336
SETH CURRY	945	2,183	.4329
Tim Legler	260	603	.4312
Steve Novak	575	1,337	.4301
Kyle Korver	2,450	5,715	.4287

TOP 100 ALL-TIME NBA CAREER SCORERS

Player	YRS	G	PTS	AVG	Player	YRS	G	PTS	AVG	Player	YRS	G	PTS	AVG
LeBRON JAMES	22	1,562	42,184	27.0	Elgin Baylor	14	846	23,149	27.4	Chet Walker	13	1,032	18,831	18.2
Kareem Abdul-Jabbar	20	1,560	38,387	24.6	CHRIS PAUL	20	1,354	23,011	17.0	Isiah Thomas	13	979	18,822	19.2
Karl Malone	19	1,476	36,928	25.0	DAMIAN LILLARD	13	900	22,598	25.1	Bob McAdoo	14	852	18,787	22.1
Kobe Bryant	20	1,346	33,643	25.0	CLYDE DREXLER	15	1,086	22,955	20.4	PAUL GEORGE	15	908	18,697	20.6
Michael Jordan	15	1,072	32,292	30.1	Gary Payton	17	1,335	21,813	16.3	Zach Randolph	16	1,116	18,578	16.6
Dirk Nowitzki	21	1,522	31,560	30.1	Larry Bird	13	897	21,791	24.3	Mark Aguirre	13	923	18,458	20.0
Wilt Chamberlain	14	1,045	31,419	30.1	Hal Greer	15	1,122	21,586	19.2	Dolph Schayes	15	996	18,438	18.5
KEVIN DURANT	17	1,123	30,571	27.2	Walt Bellamy	14	1,043	20,941	20.1	KYRIE IRVING	14	779	18,433	23.7
Shaquille O'Neal	20	1,207	28,596	23.7	Pau Gasol	20	1,226	20,894	17.0	Rick Barry	10	794	18,395	23.2
Carmelo Anthony	19	1,260	28,289	22.5	Bob Pettit	11	792	20,880	26.4	Tracy McGrady	15	938	18,381	19.6
JAMES HARDEN	16	1,151	27,687	24.1	David Robinson	14	987	20,790	21.1	Julius Erving	11	836	18,364	22.0
Moses Malone	19	1,329	27,409	20.6	George Gervin	10	791	20,708	26.2	Glen Rice	15	1,000	18,336	18.3
Elvin Hayes	16	1,303	27,313	21.0	LaMarcus Aldridge	16	1,076	20,558	19.1	Dave Bing	12	901	18,327	20.3
Hakeem Olajuwon	18	1,238	26,946	21.8	G. ANETOKOUNMPO	12	859	20,538	23.9	World B. Free	13	886	17,955	20.3
Oscar Robertson	14	1,040	26,710	25.7	Mitch Richmond	14	976	20,497	21.0	Calvin Murphy	13	1,002	17,949	17.9
Dominique Wilkins	15	1,074	26,668	24.8	Joe Johnson	17	1,277	20,407	16.0	Lou Hudson	13	890	17,940	20.2
Tim Duncan	19	1,392	26,496	19.0	Tom Chambers	16	1,107	20,049	18.1	Chris Mullin	16	986	17,911	18.2
Paul Pierce	19	1,343	26,397	19.7	Antawn Jamison	16	1,083	20,042	18.5	Lenny Wilkens	15	1,077	17,772	16.5
John Havlicek	16	1,270	26,395	20.8	John Stockton	19	1,504	19,711	13.1	Bailey Howell	12	950	17,770	18.7
RUSSELL WESTBROOK	17	1,257	26,205	21.2	Bernard King	14	874	19,655	22.5	Magic Johnson	13	906	17,707	19.5
Kevin Garnett	21	1,462	26,071	17.8	Clifford Robinson	18	1,380	19,591	14.2	Shawn Marion	16	1,163	17,700	15.2
Vince Carter	22	1,541	25,728	16.7	Walter Davis	15	1,033	19,521	18.9	Rudy Gay	17	1,120	17,642	15.8
Alex English	15	1,193	25,613	21.5	Dwight Howard	18	1,242	19,485	15.7	Rolando Blackman	13	980	17,623	18.0
STEPHEN CURRY	16	1,026	25,386	24.7	Tony Parker	18	1,254	19,473	15.5	Otis Thorpe	17	1,257	17,599	14.0
DEMAR DEROZAN	16	1,187	25,292	21.3	Terry Cummings	18	1,183	19,460	16.4	Jason Kidd	18	1,391	17,529	12.6
Reggie Miller	18	1,389	25,279	18.2	Jamal Crawford	20	1,327	19,419	14.6	BROOK LOPEZ	17	1,105	17,517	15.9
Jerry West	14	932	25,192	27.0	Bob Lanier	14	959	19,248	20.1	Earl Monroe	13	926	17,454	18.8
Patrick Ewing	17	1,183	24,815	21.0	Eddie A. Johnson	17	1,199	19,202	16.0	Steve Nash	18	1,217	17,387	14.3
Ray Allen	18	1,300	24,505	18.9	Gail Goodrich	14	1,031	19,181	18.6	Kevin McHale	13	971	17,335	17.9
Allen Iverson	14	914	24,368	26.7	Reggie Theus	13	1,026	19,015	18.5	Michael Finley	16	1,103	17,306	15.7
Charles Barkley	16	1,073	23,757	22.1	Dale Ellis	17	1,209	19,004	15.7	Jack Sikma	14	1,107	17,287	15.6
Robert Parish	21	1,611	23,334	14.5	ANTHONY DAVIS	13	787	18,978	24.1	BRADLEY BEAL	13	801	17,257	21.5
Adrian Dantley	15	955	23,177	24.3	Scottie Pippen	17	1,178	18,940	16.1					
Dwyane Wade	16	1,054	23,165	22.0	Jason Terry	19	1,410	18,881	13.4					

MEDIA



MEDIA

FOLLOWING THE PELICANS

The New Orleans Pelicans and Gulf Coast Sports & Entertainment Network will begin their second year of bringing a variety of both home and road games into the homes of the Greater New Orleans area and Gulf South region. Gulf Coast Sports & Entertainment Network is scheduled to broadcast 80 regular season games, including 12 simultaneous broadcasts on WVUE - FOX 8. Joel Meyers (Play-by-Play), Antonio Daniels (Color Analyst) and Andrew Lopez (Sideline Reporter) return to the broadcast team. The broadcast team provides viewers with an engaging viewership experience through their dynamic commentary, seamlessly blending insightful analysis with passionate enthusiasm. Included will be a live 30-minute pre and post-game show, as well as additional programming.



The Gulf Coast Sports & Entertainment Network is now available in 14 markets throughout the Gulf South region – joining the previously announced markets in Louisiana (Alexandria, Baton Rouge, Lafayette, Lake Charles, Monroe, New Orleans, and Shreveport); Mississippi (Biloxi, Hattiesburg, Jackson, and Meridian); and Alabama (Mobile). The distribution agreement with Gray Media now makes Pelicans games available to nearly 10.4 million viewers throughout the Gulf South. Games will be accessible via an over-the-air antenna or a local cable or satellite provider that carries the Gulf Coast Sports & Entertainment Network. WVUE-TV and Gray Media announced this year that DIRECTV will now offer the Gulf Coast Sports & Entertainment Network (GCSEN), bringing New Orleans Pelicans games to DIRECTV subscribers within the 14 television markets where the GCSEN is available.



Todd Minhinnett
Executive Producer



Cameron Galloway
Camera Director



Ryan Doyle
Associate Producer



Jon Sauer
EVS Operator

Radio Network Flagship Station - WWL, 870 AM

WWL 870 AM will continue to serve as the flagship radio station for the New Orleans Pelicans, broadcasting all 82 regular season games, select preseason matchups, and all playoff action. This marks the second year of the team's multi-season partnership with Audacy. Todd Graffagnini returns for his seventh season as the play-by-play voice, joined by John DeShazier, who begins his 14th year as color analyst. Gus Kattengell is back for his second full-time season as the team's Producer & Radio Host. For a complete list of radio affiliates, visit Pelicans.com.



COVERING THE PELICANS



Will Guillory
The Athletic Beat Writer



ROD WALKER
Times-Picayune |
New Orleans Advocate
Columnist



BRETT MARTEL
Associated Press Reporter



JOEL MEYERS **TELEVISION PLAY-BY-PLAY ANNOUNCER**

Entering his 14th season with the New Orleans Pelicans as the team's television Play-By-Play Announcer, Joel Meyers brings over 30 years of broadcast experience to the organization. Meyers came to New Orleans after six seasons as the Los Angeles Lakers' TV play-by-play announcer (2005-11) and two as the Lakers' radio play-by-play announcer (2003-2005). Meyers won two Emmy awards in his time as L.A.'s TV play-by-play man and previously served four years as the voice of San Antonio Spurs' television broadcast before joining the Lakers.

Earlier in his career Meyers worked for ESPN for more than a decade calling college football, college basketball and professional golf. Meyers has also worked for NBC covering the NFL, two Olympic Games as well as the NBA and professional golf. In addition, Meyers previously worked Sunday Night Football for CBS/WestwoodOne for 10 years in addition to calling BIG12 college football on FSN.

A St. Louis native, Meyers attended the University of Missouri.



ANTONIO DANIELS **TELEVISION COLOR ANALYST**

Antonio Daniels enters his seventh season on the New Orleans Pelicans broadcast crew as a Color Analyst. Daniels, who played 61 games with the New Orleans Hornets in 2008-09, joined the Bally Sports New Orleans broadcast team after serving as a Studio Analyst for Bally Sports Oklahoma and Bally Sports Southwest from 2015-19.

Selected by the Vancouver Grizzlies with the fourth overall pick in the 1997 NBA Draft, Daniels played 14 seasons in the NBA from 1997-2011. He won an NBA championship in 1999 as a member of the San Antonio Spurs and also played for the Portland Trail Blazers, Seattle SuperSonics, Washington Wizards, New Orleans Hornets and Philadelphia 76ers. During his career, the 6'4" guard averaged career numbers of 7.6 points, 3.4 assists and 1.8 rebounds in 872 regular season games. Daniels also appeared in 80 Playoff contests, averaging 13.4 points, 4.5 assists, and 3.2 rebounds.

A native of Columbus, Ohio, Daniels played collegiately at Bowling Green State University, where he was the Mid-American Conference Player of the Year in 1997. Following his playing career, Daniels has worked as an analyst on SiriusXM NBA Radio as well as a broadcaster and co-host for a radio sports talk show on KZDC ESPN San Antonio, where he was named the 2015 San Antonio Magazine Radio Personality of the Year.



ANDREW LOPEZ **TELEVISION SIDELINE REPORTER**

Andrew Lopez enters his second season with the Pelicans as their TV Sideline Reporter. Prior to joining the Pelicans' broadcast team, Lopez spent five years covering the NBA for ESPN.com. For the first four seasons, he was based in New Orleans before spending his last season in San Antonio. Previously, he spent seven seasons working full-time for The Times-Picayune covering a variety of sports including the Pelicans, LSU, Tulane and recruiting.

A New Orleans native, Lopez is a graduate of Holy Cross School and earned his bachelor's degree in mass communications from Loyola New Orleans in 2008.



TODD GRAFFAGNINI **RADIO PLAY-BY-PLAY ANNOUNCER**

Todd Graffagnini enters his seventh season as the radio play-by-play voice of the New Orleans Pelicans in 2025-26. In addition to his duties with the Pelicans, he also serves as a contributor on all of the franchise's digital media platforms, conducting exclusive interviews with players, coaches and executives from both the Pelicans and New Orleans Saints franchises.

Prior to joining the Pelicans, Graffagnini served as a full-time baseball radio Play-By-Play Broadcaster at Tulane University since 1994 and the "Voice of the Green Wave" from 2007-19, calling men's basketball, football and baseball games for Tulane. He also hosted the Tulane coaches' television and radio shows. On Sept. 29, 2023, Graffagnini was inducted into the Tulane Athletics Hall of Fame.

A graduate of Jesuit High School and Loyola University in New Orleans, Graffagnini has also served as the Studio Host for the New Orleans Hornets (2002-05), as well as a Play-By-Play Announcer and Color Analyst for Minor League Baseball's New Orleans Zephyrs in 2001.



JOHN DESHAZIER **RADIO COLOR ANALYST**

John DeShazier enters his 14th season with the Pelicans radio broadcast team. DeShazier will serve as the Color Analyst on Pelicans radio broadcasts. In addition to his Pelicans duties, DeShazier is the primary writer for NewOrleansSaints.com.

Prior to joining the Pelicans, DeShazier was a general sports columnist and sports writer for The Times-Picayune newspaper in New Orleans from 1992-2012. During those 20 years, he covered and opined on local and state teams and also covered and opined on events, including the NBA Finals, the Super Bowl, the NBA All-Star Game, the NCAA Final Four, the BCS National Championship Game and the Sugar Bowl.

Four times, he was honored by the Louisiana Sports Writers Association as having written the top high school or pro sports column in the state and once, by the Louisiana/Mississippi Associated Press Managing Editors for having written the top sports column.

A native of Macon, Ga., DeShazier graduated from Georgia College and State University in Milledgeville, Ga., in 1989 with a Bachelor of Science degree in Journalism.

He has been a member of the Phi Beta Sigma Fraternity, Inc., since 1985 and is active in the New Orleans graduate chapter, Theta Beta Sigma.

MEDIA



ERIN SUMMERS **REPORTER/STUDIO HOST**

Erin Summers enters her fifth season with the Pelicans, and her second season as TV studio host. Summers served the prior four seasons (2021-24) as the Radio Sideline Reporter for the Pelicans.

In addition to her duties as studio host, Summers appears on The New Orleans Pelicans Podcast presented by SeatGeek, hosts the New Orleans Saints Podcast, and appears on the Saints pre and postgame show.

In 2020, she began working as a reporter on Behind The Lines: The Academy Football Report, covering the service-academy football teams and as an Associate Director for Game Time with Boomer Esiason.

She has worked as a sideline reporter, analyst and host for ESPN, the ACC Network, and other regional sports networks covering the ACC, Big South, AAC, SoCon and North Carolina high school sports.

The UNC-Chapel Hill graduate started as a multi-media sports reporter for WRAL-TV in Raleigh, covering the ACC, Carolina Hurricanes and Carolina Panthers.



GUS KATTENGELL **EXECUTIVE PRODUCER OF RADIO**

Gus Kattengell returns to the Pelicans Radio team as Executive Producer of Radio for the 2025-26 season. A longtime contributor to Pelicans radio broadcasts, Kattengell will manage the Pelicans Radio Network, overseeing live game coverage on WWL Radio, on-air talent coordination, original programming, and overall network operations. Kattengell will also serve in additional on-air roles including sideline reporting and hosting the pregame, halftime, and postgame shows on the Pelicans Radio Network.

Engrained in the New Orleans media scene for the past 25 years, Kattengell hosted a daily radio program called The Sports Hangover from 2010-2024. Over the course of his career, Kattengell has also served in various radio roles with the New Orleans Saints, Tulane University football and basketball, as well as the Arena Football League's New Orleans Voodoo. Additionally, he hosted Arkansas Game Day on CST/Yurview Saturdays for five seasons. Kattengell previously served as the radio studio host for the New Orleans Hornets during the 2010-11 season.

A graduate of Brother Martin High School, Kattengell earned a degree in broadcast journalism from the University of Southern Mississippi.

MEDIA



DOUG TATUM **VICE PRESIDENT OF DIGITAL MEDIA**

Doug Tatum enters his 14th season with the New Orleans Pelicans, his sixth as Vice President of Digital Media after serving as the Executive Director of Digital Media for eight seasons. Tatum oversees the direction of all digital media properties and the support staff for both the Pelicans and the New Orleans Saints, including all social media accounts and all team-related mobile platforms.

Prior to joining the Pelicans, Tatum served 13 years, first as Deputy, then as lead Sports Editor, for the state's largest newspaper, The Times-Picayune. Tatum helped usher NOLA.com through a transition phase that saw the reduction of The Times-Picayune from a daily newspaper to a more digitally focused endeavor. Tatum was part of The Times-Picayune staff that received two Pulitzer Prizes for its coverage of Hurricane Katrina and its aftermath. Under his guidance, the sports staff of The Times-Picayune earned numerous state, regional and national awards for its work.

Tatum, a 1992 graduate of Western Kentucky University and native of Louisville, also previously served as an editor at The Cincinnati Enquirer and The (Louisville) Courier-Journal.



JIM EICHENHOFER **PUBLICATIONS AND NEW MEDIA MANAGER**

Jim Eichenhofer begins his 20th full season with the Pelicans as Publications and New Media Manager, serving as the primary writer for Pelicans.com.

Since coming to the NBA in 2005, he has organized and directed many of the multi-team features that have appeared on NBA.com and individual team websites.

Prior to joining the Pelicans, Eichenhofer was a sportswriter for daily newspapers in Geneva, N.Y., and Auburn, N.Y., earning an Associated Press award for column writing. He has written over 100 feature articles for national basketball magazines SLAM, Inside Stuff and HOOP; interviewing and profiling NBA players such as Yao Ming, Chris Bosh, Tony Parker and Kevin Durant. He's written magazine articles on New Orleans players including Anthony Davis, Tyson Chandler, Greivis Vasquez and Carl Landry. In addition to those national magazine assignments, he's written player and team features for the NBA All-Star Game and NBA Finals official programs. He has also appeared as a guest on NBA TV.

Eichenhofer is a native of Waterloo, N.Y. and graduate of Ithaca (N.Y.) College.



MATT RYAN **EXECUTIVE DIRECTOR OF BASKETBALL COMMUNICATIONS**

Matt Ryan enters his 14th season with the New Orleans Pelicans, his third as Executive Director of Basketball Communications. He served his first 11 seasons as the Director of Basketball Communications for the Pelicans.

Ryan oversees many of the daily aspects of the department such as the media guide, credentialing, writing news releases, fulfilling player and staff interview requests both locally and nationally, while maintaining statistical upkeep of player performances.

As Executive Director, Ryan represents the department on all team travel including road trips, All-Star events, Summer League and the NBA Draft. He transitioned to the department in 2012 after beginning his career with the New Orleans Saints communications department prior to the 2011 season.

Ryan is a New Orleans native who graduated from Jesuit High School and Tulane University.

MEDIA



CHRIS TRAHANT **SENIOR MANAGER, BASKETBALL COMMUNICATIONS & BROADCAST**

Chris Trahant enters his 13th season with the New Orleans Pelicans Basketball Communications department, his third as Senior Manager, Basketball Communications & Broadcast. Trahant is the department's primary editor of team publications and is responsible for maintaining team statistical databases, organizing game day administrative operations, and fulfilling external and internal media requests, as well as accompanying the organization on team travel.

Trahant also fulfills broadcasting duties that include serving as the team's liaison with local and national television and radio broadcast partners.

He transitioned fully to the department prior to the 2014-15 season after serving as New Orleans Saints/Pelicans Communications Intern for the 2013-14 season. Trahant is a New Orleans native who graduated from Jesuit High School and Louisiana State University.



HENRY VALIER **SENIOR COORDINATOR OF BASKETBALL COMMUNICATIONS**

Henry Valier enters his seventh season with the New Orleans Pelicans Basketball Communications department, his second as Senior Coordinator of Basketball Communications.

Valier is responsible for being the primary composer and editor of game notes, assisting with the production of the media guide, managing the Pelicans press website, assisting with the execution of day-to-day basketball communications responsibilities, and accompanying the organization on team travel.

Prior to joining the Pelicans full-time in 2021, Valier served as the Digital Media/Basketball Communications Associate for both the New Orleans Pelicans/Saints for two seasons (2019-21), and before that interned for the Saints communications staff during the Summer of 2018.

A native of St. Louis, Missouri, Valier graduated from the University of Missouri (Columbia, MO), where he received his Bachelor's degree in Sport Management.



SAM SHANNON **CORPORATE COMMUNICATIONS MANAGER**



CAROLINE MARCUS **BASKETBALL COMMUNICATIONS ASSOCIATE**

MEDIA

Media Credentials

Single game requests should be directed to the Pelicans communications office no later than 48-hours before the game you wish to cover. First-time requests must be in written form on company letterhead and received by the aforementioned deadline. Because of limited press seating, credentials and/or media seating cannot be guaranteed. Credentials are good for admittance to the press room, dining area and seating areas and may be picked up at the press entrance (located at the Elevators 1 & 2 entrance located on Dave Dixon Drive near the corner of Magnolia Street). Credentials must be worn at all times and are non-transferable. Any unauthorized use will subject the bearer to ejection from the arena and the forfeiture of the credential. An autograph or photo request by a media member will also result in the forfeiture of the credential. Photographs of full-season or single-game credentials are not to be posted on social media platforms, and doing so can result in the forfeiture of credentials.

International Media Policy

Media representing an organization with affiliations located outside Canada or the United States must contact NBA International by emailing Michael Perrelli (mperrelli@nba.com) to arrange credentials. Please do not contact the Pelicans media relations department. Additional information on international media policies can be obtained from the NBA League Office.

Press Parking/Press Gate

All credentialed media may park in Garage 5, located on the corner of Magnolia Street and Dave Dixon Drive, just northwest of the Smoothie King Center. Pelicans PR will provide each media member with a mobile parking pass that will be sent to a designated SeatGeek account. Please refer to the attached map for reference to parking in Garage 5. Please note that the media entrance at the Smoothie King Center has moved to a new location. Media Will Call is now located at the Elevators 1 & 2 entrance located on Dave Dixon Drive near the corner of Magnolia Street. The loading dock will no longer be an entry point for media or broadcast personnel. Photos and diagrams of the media entrance are attached. The media entrance opens three hours prior to the game.

Media Work Space/Media Dining

Upon entering the Smoothie King Center through the media entrance, proceed through the elevator lobby and into the hallway, then follow the Media Work Room signage. The Media Work Room is located near the visiting team tunnel. Seating charts will be posted throughout the Media Work Room and the press seating areas. A complimentary pre-game meal is served in the Media Work Room at the Smoothie King Center three hours before each game.

Smoothie King Center Press Seating

Print media press seating is located above Sections 112, 113, 120 and 124 of the Smoothie King Center, as well as Press Box B above section 330. To access these seats in 112 and 113 from the media work room, walk out to the court, behind the visiting bench, and up the stairs between sections 113 and 114. To access media seating above section 120 and 124 from the media work room, walk out to the court, across the baseline, and up the stairs between Sections 122 and 123. Visiting sideline reporters and advance team scouts will be seated on the baseline closest to the visitor's bench in front of Section 118. Auxiliary press seating for media members and NBA team scouts is located above Section 124. To access to Press Box B, take the elevator located outside of the Pelicans Broadcast Offices (to the left of the media entrance and ASM Security control room) to the top floor (PR).

Photographers

Season passes will be provided to accredited photographers from New Orleans area daily newspapers and television stations who plan on covering at least 30 of the 41 regular season home games. Weekly newspaper photographers will be handled on an individual game basis. Photographers must be on assignment for a publication to be credentialed. Limited space is available at each end of the court for both television and still photographers. Photographers must stay in the designated area. Photographers may not sit on equipment cases and live television cameras have first priority on location and right of way. All NBA league rules regarding photography apply. Photographers/videographers that have a baseline position on the court must wear a photo vest, which can be retrieved from the media workroom from a member of the Pelicans PR staff. Only those wearing a vest may shoot from the court from 30 minutes before the scheduled tip through the conclusion of the game. An auxiliary photo bank for photographers not provided with a baseline position is located above section 124.

Internet Access

The Smoothie King Center offers wireless internet service to working media. To access the internet, please select the Caesars Wi-Fi network. There is no password. If you should have any questions related to your wireless access, or would like a hard line for internet access, please let us know and we will be happy to assist you.

MEDIA

Pre and Post-Game Interviews

All Tier 1 and Tier 2 media will be allowed in each team's press conference room. Pelicans press conferences will be held in Locker Room 8, while the visiting team's press conferences will take place in Locker Room 4. Pelicans Head Coach Willie Green's pregame press conference will start 105 minutes prior to the game, while the visiting head coach will be available 90 minutes prior to the game. Each head coach and at least two players from each team will be available in their respective interview rooms following the game.

NBA TV Arena Link Room

The NBA TV Arena Link room at the Smoothie King Center is stationed next to the Pelicans player entrance. Should you need to utilize the Arena Link system, please contact a member of the Pelicans basketball communications department.

Live Shots

Television stations wishing to conduct live shots may do so pre and post-game. Live shots may be staged behind the courtside seats along either baseline areas. Pre-game live shots must conclude no later than 30 minutes prior to the scheduled start of the game.

Game Notes and Statistics

Game notes and additional press materials are available in the press room four hours before each game. Statistics are distributed to the working media during the game and are also available in the press room. Post-game notes and quotes are distributed a short time following the completion of the game. In an effort to reduce our paper consumption, in-game statistics for print media, as well as post-game notes and quotes, will be distributed via email. Box scores and game books will be available in the media workroom. Statistics monitors are provided for television and radio broadcasts as well as for print and television media.

Injury Reports/Updates

Reports and updates on players who are injured during a game will be distributed by the Pelicans basketball communications department. Additionally, please follow @PelicansPR on twitter for in-game reports and updates.

Practice Policy

The Pelicans practice at the Ochsner Sports Performance Center, located at 5800 Airline Drive in Metairie, LA. Media should enter through the press entrance of the building (posted on the doors, located adjacent to the main entrance) and park in the general parking lot. Practices are closed to the public. The final 15 minutes of practice will be open to the media. Head Coach Willie Green and players are available immediately following practice for interviews. Please contact the Pelicans basketball communications department to confirm practice times and the availability of the players and coaches. One-on-one interviews should be scheduled in advance with the Pelicans communications department.

Directions From Louis Armstrong New Orleans International Airport to the Smoothie King Center

Follow airport access road to I-10 East. Go approximately eight miles, stay in the right lanes at I-10/I-610 split (after Bonabel Blvd. Exit) and follow I-10 Eastbound towards downtown New Orleans. Go approximately three miles after the split, stay in the middle lanes and take the Superdome Exit. Turn right at the end of the ramp onto Girod Street. The arena is in the first block on your right. Driving time is approximately 30 minutes, but allow 45 minutes during rush hour.


Directions From Downtown New Orleans to the Ochsner Sports Performance Center

Take I-10 westbound towards Baton Rouge. Exit 226 for Clearview Parkway South towards the Huey Long Bridge. Merge on to Clearview Parkway and turn right on to Airline Drive. Destination is 1.1 miles up Airline on the left hand side at the intersection of Elise Avenue. The duration of the trip is approximately 20 minutes. Please see above practice policy for parking and entrance instructions.

MISCELLANEOUS



MISCELLANEOUS



SMOOTHIE KING CENTER

SEATING CAPACITIES

Basketball: 18,500 (16,867 for Pelicans)
Concert (end stage): 17,000

A center stage for all forms of entertainment, the Smoothie King Center is home to the Pelicans and is the setting for some of the music industry's top performers and acts. The 26-year-old arena (opened October 29, 1999) stands tall in the colorful mix of downtown New Orleans and is connected by two pedestrian ramps to the magnificent Caesars Superdome. Built for \$112 million, the facility is managed by ASM Global, which provides facility services to 189 venues worldwide. With a seating capacity of 18,500 (16,867 for Pelicans games), the Arena contains 56 executive suites, HUB Club including 140 seats, and 2,800 club seats, maintaining and providing personal amenities specific to each suite. The Arena provides numerous amenities at various locations for the convenience of its patrons: 24 permanent stands for food and beverage, three permanent stands for merchandise, 18 women's restrooms and 14 men's restrooms on public concourses and a 5,000-car Superdome garage adjacent to the Arena. All seating and access are in compliance with ADA regulations.

LOCATION

The Smoothie King Center is located in downtown New Orleans, at the foot of a ramp from Interstate 10, the Mississippi River Bridge approach and the Pontchartrain Expressway; connected by two pedestrian ramps to the Caesars Superdome.

CLUB SEATS

The Smoothie King Center has 2,800 club seats via seat licenses, all located in the middle sections of the lower bowl; 1,400 each side of the arena floor. All have oversized, cushioned seats with cup holders. Excellent access is provided to Club lounges (one on each side). Club seat holders have options for all Arena events.

EXECUTIVE SUITES

The Smoothie King Center has 56 executive suites; 16 have 18 theatre-style seats; all others have 12 theatre-style seats. Other amenities include a private concourse, refrigerators, wet bar, television sets with in-house TV and cable channels, access and membership to two club level lounges and preferred parking. The super suite remains one of the building's unique attributes. Named the HUB club (HUB International Ltd.), this super suite offers the convenience, comfort, and service of a private suite on a single-game basis. The HUB Club includes 140 seats and is newly furnished with the same plush carpeting, tables, chairs and TV monitors.

COURTSIDE CLUB

Accessed from the East Lobby on La Salle Street, the Courtside Club offers a lounge area, dining facilities, a patio area and a unique view of the team as it heads onto the court.

SCOREBOARDS/INFORMATION SYSTEM

The Smoothie King Center has a four-sided center-hung scoreboard and four Daktronics ProAd hustle boards located in each corner of the arena and monitors throughout the concourses, suites and private dining areas.

PRESS FACILITIES

Media facilities include lower bowl seating, a working press area, an interview area, dining area and provisions for uplink to satellite vans and state-of-the-art TV broadcast facilities.

LOCKER ROOMS

Along with the Pelicans locker room and visiting NBA locker room, the Smoothie King Center is equipped with three additional locker rooms along with six dressing rooms and three production offices.

CONCESSION STANDS

The Smoothie King Center has 24 permanent concession stands plus numerous other portable units for the sale of food, beverages and souvenir items.

BOX OFFICE

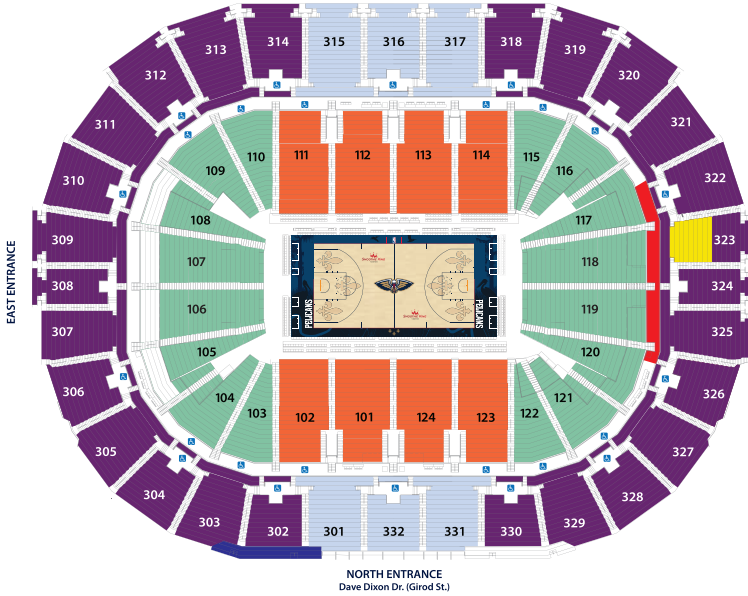
The Smoothie King Center has full box office services, with 16 ticket windows at the main entrance on the Northwest corner of facility plus six additional windows on the East end of the building. The box office phone number is (504) 587-3822.

ARENA FLOOR

The Smoothie King Center floor has 24,650 square feet of column-free space; 290 ft. long by 85 ft. wide, with retractable seating units in one end zone.

MISCELLANEOUS

TICKET MAP



OCHSNER SPORTS PERFORMANCE CENTER



LOCATION

5800 Airline Drive,
Metairie, LA 70003

TELEPHONE

504-593-4700

The New Orleans Pelicans relocated to a brand new, state-of-the-art practice facility on the campus of the Ochsner Sports Performance Center prior to the start of the 2013-14 season. The Pelicans share the Ochsner Sports Performance Center with the NFL's New Orleans Saints at 5800 Airline Drive in Metairie, LA, the only such arrangement in major North American sports. The \$16 million, 50,000 square foot practice facility houses a 32,000 square foot practice area that features two full-sized basketball courts, offices for coaches and basketball operations staff, and a team theatre for film review. The building also includes a 12,000 square foot area that contains the Pelicans' locker room, players' lounge, barber shop, equipment room, and training room. Prior to the new facility, the team had operated at a temporary setup at the Alario Center, a public multipurpose facility in Westwego, La. after moving to New Orleans in 2002.

In the summer of 2024, the facility underwent a multi-million dollar renovation, which included a completely re-invisioned cafeteria, new conference spaces, and a viewing deck.



MISCELLANEOUS

LOGOS / MARKS

PARTIAL ICON



GLOBAL LOGO



SECONDARY LOGOS



"BIRD-DE-LIS"

Incorporates pelican, fleur-de-lis and crescent basketball.



CIRCULAR

Incorporates cultural reference to "Crescent City" more formally and includes fleur-de-lis and crescent basketball.

Wordmark

Inspired by French Quarter street signs.

Fleur-De-Lis

A most notable symbol of New Orleans, the Fleur-de-lis is also represented within the primary and secondary marks. Its roots lie within its French origin and the deep cultural heritage of our city and is thus displayed on the city's flag. The mark, however, came to mean much more after Hurricane Katrina devastated the region, and came to symbolize the heart and resolve of the city.

Crescent Basketball

Coined the "Crescent City" in 1835, New Orleans derived its popular nickname as it was established along the semi-circle bend of the Mississippi River. The crescent shape is thereby represented in several of the marks.

NEW ORLEANS PELICANS OFFICIAL COLORS

Blue, gold and red are the colors represented in the flag of New Orleans.

PELICANS NAVY

PANTONE 289
100C/76M/0C/76Y
10R/35G/64B

Primary - Navy

Representative of the state flag of Louisiana. Traditionally represents liberty (as in the City of New Orleans flag).

Secondary - Gold

The raucous embellishment and flourish that represents the spirited life of New Orleans. It's a color indicative of the city itself. It ties together this organization (shared color with the Saints), the rich and diverse history of the city and its culture of celebration. It's the color often found in the "crown" of pelicans and represented the championships we intend to win.

PELICANS GOLD*

PANTONE 465
13C/31M/63Y/12K
185R/151G/91B

Tertiary - Red

Red signifies fraternity, one blood or union, as with this team of players. It also represents the legend of the mother pelican pricking her own breast to feed her young in times of need, doing whatever it takes to endure. It's found on the throat of this powerful bird and provides a flash of intensity.

PELICANS RED

PANTONE 186
2C/100M/85Y/6K
206R/14G/45B

*for alternative flat applications use Pantone 872

MISCELLANEOUS

UNIFORMS

ASSOCIATION EDITION



ICON EDITION




STATEMENT EDITION



MISCELLANEOUS

COURT DESIGN



MISCELLANEOUS

NBA INFORMATION

New York

Olympic Tower
645 Fifth Avenue
New York, NY 10022
Telephone: (212) 407-8000
Fax: (212) 832-3861

New Jersey

100 Plaza Drive
Secaucus, NJ 07094
Telephone: (201) 865-1500
Fax: (201) 974-5973

INTERNATIONAL OFFICES

EUROPE & THE MIDDLE EAST

London

Endeavour House
189 Shaftesbury Avenue
London, United Kingdom WC2H
8JR
Telephone: +44-20-7420-8900

Madrid

47 Leganitos Street 6th Floor
28013 Madrid, Spain
Telephone: +34-912-153-573

AFRICA

Cairo

5A Building H, Second Floor,
Unit 3
New Cairo, Cairo
Egypt

Dakar

Levels 4 and 5, Serenity Building
King Fahd Palace Road
Almadies, Dakar
Senegal

Johannesburg

6th Floor, The Ridge
1 Discovery Place
Sandton, 2196
South Africa

Nairobi

Kofisi Riverside
95 Riverside Drive
Keystone Park Block A, 3rd Floor
Nairobi, Kenya

Lagos

6th Floor, Landmark Towers
5B Water Corporation Road
Oniru, Lagos State, Nigeria

LATIN AMERICA

Mexico City

Av. Prolongacion Paseo de la
Reforma
No. 1236, Piso 6, Planta Baja
Desarrollo Santa Fe
Cuajimalpa De Morelos,
Ciudad De Mexico 05348
Telephone: +52-55-9171-7700

São Paulo

Avenida das Nacoes Unidas
No. 14.171
32nd Floor, Suite 3201
Tower C (Crystal Tower)
São Paulo, Brazil 04794-000

CANADA

Toronto

16 York Street, Suite 2510
Toronto, Ontario, Canada M5J 0E6
Telephone: (416) 682-2000

ASIA/PACIFIC

Beijing

9th Floor, East Tower, Genesis
Beijing,
No. 8 Xinyuan South Road,
Chaoyang District
Beijing, China 100027
Telephone: +86-10-5200-8200

Hong Kong

Room 3101, Lee Gardens One
33 Hysan Avenue
Causeway Bay, Hong Kong
Telephone: +852-2843-9600
Fax: +852-2536-4808

Manila

Unit 1701, World Plaza Building
4th Avenue, Bonifacio Global City
Taguig, 1634 Philippines
Telephone: +63-917-853-1187

Mumbai

C-1804, ONE BKC
G Block, Bandra Kurla Complex
Bandra East, Mumbai - 400051

Shanghai

45/F, Tower 1 Plaza 66
No. 1266 Nanjing West Road
Jing An District
Shanghai, China 200040
Telephone: +86-21-6137-2200

Singapore

#26-13, South Beach Tower
38 Beach Road
Singapore 189767
Telephone: +65-8907-2095

Tokyo

2-24-12 Shibuya
37F Shibuya Scramble Square
Shibuya-ku, Tokyo, Japan
150-6139
Telephone: +81-90-5906-1103

MISCELLANEOUS

2025-26 NBA G LEAGUE DIRECTORY



NBA G League Office
Olympic Tower
645 5th Avenue
New York, NY 10022
212-407-8700

Media Relations Contacts:

Joanna Shapiro (jshapiro@nba.com);
Mike Perrelli (mperrelli@nba.com)

Austin Spurs

1717 Scottsdale Drive, Suite 155
Cedar Park, TX 78641
Tel: (512) 236-8333
Arena: H-E-B Center at Cedar Park
Media Relations Contacts: Loren Leali'ie'e
(llealilee@spurs.com)
NBA Affiliation: San Antonio

Birmingham Squadron

950 22nd St. N, Suite 925, Birmingham, AL
35203
Tel: (205) 719-0850
Arena: Legacy Arena at the BJCC
Media Relations Contact: Trey Hines
(Trey.Hines@pelicans.com)
NBA Affiliation: New Orleans

Capital City Go-Go

1100 Oak Drive SE, Washington, DC, 20032
Tel: (202) 318-5278
Arena: CareFirst Arena
Media Relations Contact: Matt Quinn
(mquinn@monumentalsports.com)
NBA Affiliation: Washington

Cleveland Charge

1 Center Ct., Cleveland, OH 44115
Tel: (216) 420-2730
Arena: Cleveland Public Hall
Media Relations Contacts: Sean Wyatt
(Swyatt@cantoncharge.com)
NBA Affiliation: Cleveland

College Park Skyhawks

101 Marietta St., NW Suite 1900, Atlanta, GA
30303
Tel: (404) 878-3800
Arena: Gateway Center Arena @ College Park
Media Relations Contact: Jay Winters
(John.winters@hawks.com)
NBA Affiliation: Atlanta

Delaware Blue Coats

401 Garasches Lane, Wilmington, DE 19801
Tel: (302) 504-7587
Arena: Chase Fieldhouse
Media Relations Contact: Alex Yoh
(alex.yoh@76ers.com)
NBA Affiliation: Philadelphia

Grand Rapids Gold

130 Fulton Street W, Grand Rapids, MI 49503
Tel: (844) 947-4653
Arena: Van Andel Arena
Media Relations Contact: Brittney DeLand
(bdeland@nbagranderapids.com)
NBA Affiliation: Denver

Greensboro Swarm

2411 B West Gate City Blvd, Greensboro, NC
27403
Tel: (918) 510-3909
Arena: Novant Health Fieldhouse
Media Relations Contact: Ben Creider
(bcreider@hornets.com)
NBA Affiliations: Charlotte

Iowa Wolves

730 3rd Street, Des Moines, Iowa 50309
Tel: (515) 564-8550
Arena: Wells Fargo Arena
Media Relations Contact: Emily Wade
(emily.wade@iawolves.com)
NBA Affiliations: Minnesota

Long Island Nets

1255 Hempstead Turnpike,
Uniondale, New York 11553
Tel: (516) 654-8199
Arena: Nassau Veterans Memorial Coliseum
Media Relations Contact: Jake Wolf
(pdouglas@bseglobal.net)
NBA Affiliation: Brooklyn

Maine Celtics

239 Park Avenue, Portland, ME 04102
Tel: (207) 835-6765
Arena: Portland Exposition Building
Media Relations Contact: Evans Boston
(EBoston@maineceltics.com)
NBA Affiliation: Boston

Memphis Hustle

191 Beale Street, Memphis, TN 28103
Tel: (901) 530-0098
Arena: Landers Center
Media Relations Contact: Brandon Abraham
(BAbraham@grizzlies.com)
NBA Affiliation: Memphis

Mexico City Capitanes

Av. de las Granjas 800, Santa Barbara,
Azcapotzalco, 02230, Mexico City, Mexico
Arena: Arena Ciudad de México
Tel: +52 55 6414 6100
Media Relations Contact: Adriana Barrón
(abarron@capitanes.mx) / Eduardo Chavez
(eduardo@capitanes.mx)
NBA Affiliation: None

Motor City Cruise

1290 West Warren Avenue, Detroit, MI 48201
Tel: (313) 577-4069
Arena: Wayne State Fieldhouse
Media Relations Contact: Brody Hickle
(bhickle@pistons.com)
NBA Affiliation: Detroit

Noblesville Boom

14157 CJ Way, Noblesville, IN 46060
Tel: (765) 618-5339
Arena: The Arena at Innovation Mile
Media Relations Contact: Erin Wittern
(ewittern@pacers.com)
NBA Affiliation: Indiana Pacers

Oklahoma City Blue

208 Thunder Drive, Oklahoma City, OK 73102
Tel: (405) 208-4800
Arena: Paycom Center
Media Relations Contact: Maggie Watkins
(mwatkins@okthunder.com)
NBA Affiliation: Oklahoma City

Osceola Magic

1875 Silver Spur Lane, Kissimmee, FL 34744
Tel: (407) 447-2140
Arena: Silver Spurs Arena
Media Relations Contact: Alex Koslow
(AKoslow@osceolamagic.com)
NBA Affiliation: Orlando

Raptors 905

5600 Rose Cherry Place, Mississauga, ON
L4Z4B6
Tel: (416) 815-5600
Arena: Paramount Fine Foods Centre
Media Relations Contact: Safia Hersi
(shersi@raptors905.com)
NBA Affiliation: Toronto

MISCELLANEOUS

2025-26 NBA G LEAGUE DIRECTORY (CONT.)

Rio Grande Valley Vipers

4900 South I-69, Edinburg, TX 78539
Arena: Bert Ogden Arena
Tel: (956) 843-0072
Media Relations Contact: Juanita Maldonado (juanita@rgvipers.com)
NBA Affiliation: Houston

Rip City Remix

1 Center Court Suite 200, Portland, OR 97277
Tel: (503) 235-8771
Arena: Chiles Center
Media Relations Contact: Kat Kay (kat.kay@ripcity.com)
NBA Affiliation: Portland

Salt Lake City Stars

3200 S Decker Lake Drive, West Valley City, UT 84119
Tel: (801) 325-7827
Arena: Maverik Center
Media Relations Contact: Megan Zipfel (megan.zipfel@utahjazz.com)
NBA Affiliation: Utah

San Diego Clippers

3510 Village Commercial Dr. Oceanside, CA 92056
Tel: (800) 736-4500
Arena: Frontwave Arena
Media Relations Contact: Quinlan Corrigan (qcorrigan@clippers.com) / Matt Leiva (mleiva@clippers.com)
NBA Affiliation: LA Clippers

Santa Cruz Warriors

903 Pacific Avenue, Suite 101, Santa Cruz, CA 95060
Tel: (831) 535-7069
Arena: Kaiser Permanente Arena
Media Relations Contact: Andrew Winfield (awinfield@warriors.com)
NBA Affiliation: Golden State

Sioux Falls Skyforce

2131 South Minnesota Ave, Sioux Falls, SD 57105
Tel: (605) 332-0605
Arena: Sanford Pentagon
Media Relations Contact: Nick Robinson (nick@skyforceonline.com)
NBA Affiliation: Miami

South Bay Lakers

2275 E. Mariposa Avenue, El Segundo, CA 90245
Tel: (310) 426-6000
Arena: UCLA Health Training Center
Media Relations Contact: Julia Fung (jfung@sb-lakers.com)
NBA Affiliation: Los Angeles Lakers

Stockton Kings

248 W Fremont St., Stockton, CA 95203
Tel: (888) 564-7209
Arena: Adventist Health Arena
Media Relations Contact: Paige Jefferson (pjefferson@stocktonkings.com)
NBA Affiliation: Sacramento

Texas Legends

2601 Avenue of the Stars, Suite 300, Frisco, TX 75034
Tel: (214) 469-0822
Arena: Comerica Center
Media Relations Contact: Mylles Royals (mroyals@texlegends.com)
NBA Affiliation: Dallas

Westchester Knicks

711 Old Saw Mill River Road, Tarrytown, NY 10591
Tel: (347) 714-2403
Arena: Westchester County Center
Media Relations Contact: Joshua Deleme (joshua.deleme@msgsports.com)
NBA Affiliation: New York

Windy City Bulls

5333 Prairie Stone Parkway, Hoffman Estates, IL 60192
Tel: (847) 396-7070
Arena: NOW Arena
Media Relations Contact: Austen Thomas (Athomas@bulls.com)
NBA Affiliation: Chicago

Wisconsin Herd

549 High Avenue, Oshkosh, WI 54901
Tel: (920) 233-4374
Arena: Oshkosh Arena
Media Relations Contact: Jamie Winsted (jamie.winsted@wisconsinherd.com)
NBA Affiliations: Milwaukee

MISCELLANEOUS

BIRMINGHAM SQUADRON

In 2017, The New Orleans Pelicans announced their intent to launch their own NBA G League team in a city near New Orleans to give the team the opportunity to develop its players closer to home. After conducting extensive research into markets across the Gulf South, Birmingham, Alabama emerged as the front runner. On October 24, 2018, the Pelicans, in conjunction with the NBA G League, formally announced that the Pelicans had purchased an NBA G League franchise to play at Legacy Arena in Birmingham at the conclusion of a \$123 million renovation of the facility.

On Dec. 5, 2021, the Birmingham Squadron christened the newly-renovated arena against the Mexico City Capitanes and the team picked up its first home victory on Dec. 6, 2021, defeating the Capitanes 109-107.

In an effort to accelerate player development, as well as establish a presence in the NBA G League, the Pelicans' G League affiliate played temporarily in Erie, Pennsylvania for three seasons (2018-21) as the Erie Bayhawks. With Legacy Arena renovations scheduled to finish earlier than expected, the Birmingham Squadron was officially announced on July 26, 2021 as the Pelicans one-on-one NBA G League affiliate, set to begin play in November 2021.

"Bringing our G League team closer to home and to such a deserving city like Birmingham was of the utmost importance in deciding where to launch our new G League franchise," said Pelicans Governor Gayle Benson. "Our organization's vision is to grow the game of basketball in the Gulf South and we couldn't be more excited to bring the NBA to the amazing people of Birmingham. We look forward to being a part of the community for many years to come."

After careful deliberation, the name Squadron – synonymous with a flock of Pelicans – was chosen as a nod to the parent club. Also, the word Squadron is defined as a group that works together with a shared mission, representing the franchise's mission to develop NBA talent and bring championships to both Birmingham and New Orleans.

The Birmingham Squadron serve as a development ground for NBA talent as the Pelicans one-on-one affiliate in the NBA G League. Led by Joe Dumars, Executive Vice President of Basketball Operations, and Senior Vice President of Basketball Operations Troy Weaver, the Pelicans have full control of the Squadron roster and have the ability to move players between Pelicans and Squadron rosters when needed.

In its inaugural season, the Squadron reached the first-round of the NBA G League Playoffs before falling at home to the Texas Legends. Head coach Joe Barrer enters his third season with the Squadron and his first at the helm. Before being named head coach in September, Barrer served as an assistant under former head coach T.J. Saint, where he helped 12 Squadron players earn Gatorade Call-Ups over the past two seasons. Prior to joining the Squadron in 2023, Barrer spent two seasons as head coach of the Lakeland (now Osceola) Magic, the NBA G League affiliate of the Orlando Magic. He was promoted to head coach after serving in both assistant and associate head coach roles for four seasons. The Saint Ambrose graduate also has experience as an assistant coach with the Iowa Energy (now Wolves), Bethel University, and Truman State University. Barrer served as head coach at Assumption High School in Davenport, Iowa for five seasons after beginning his coaching career at George Mason as director of basketball operations, during which time the Patriots advanced to the 2006 Final Four.

In its three seasons, the Squadron have had 19 Gatorade Call-Ups by eight different NBA teams, including six last season.

For more information about the Birmingham Squadron, visit www.BirminghamSquadron.com or follow the team on Facebook, Instagram, X and TikTok.



Birmingham Squadron

950 22nd St N, Suite 925
Birmingham, AL 35203
birmingham.gleague.nba.com
[@GLeagueSquadron](https://twitter.com/GLeagueSquadron)

Affiliation: New Orleans Pelicans

Governor: Gayle Benson

GM of Business Operations: Leslie Claybrook

General Manager: Alex Kaufman

Head Coach: Joe Barrer

General Manager of Basketball Operations: Alex Kaufman

Head Coach: Joe Barrer

Assistant Coaches: Danté Milligan, Will Bynum, AJ Carr

Player Development Coach: Dan Fitzpatrick

Assistant General Manager of Basketball Operations: Dillon McGowan

Assistant General Manager of Basketball Operations: Adrian Booker

Basketball Operations Assistant: Parker Hayes

Head Athletic Trainer: Joe Hubbard

Assistant Athletic Trainer: Gianni Millan


Strength Coach: Vijay Blackmon

Physical Therapist: Maya Turner

Video Coordinator/Player Personnel: Steven Alves

MISCELLANEOUS

LEGACY ARENA



Legacy Arena at the BJCC serves as the permanent home of the Birmingham Squadron as the team enters its fifth season in the Magic City. Originally constructed in 1976, the arena underwent a \$123 million renovation in 2021 and now seats 15,486 for basketball and 19,000 for concerts.



The renovations included massive updates to both the interior and exterior of the arena, most noticeably a new atrium at the 19th Street entrance featuring a beautiful steel-and-glass façade. On the interior, the renovation created new premium seating options, improved concourses and luxury suites.

"Legacy Arena gives us the opportunity to entertain our fans in one of, if not the best, arenas in the NBA G League," said Squadron general manager Leslie Claybrook. "We could not ask for a better place for our players to showcase their skills and for our fans to cheer them on. With its renovations, Legacy Arena is now a premier destination for sports in the Southeast."

Legacy Arena is the largest multipurpose arena in the state of Alabama and has hosted a wide variety of events in its past, from sporting events like NCAA March Madness to legendary concerts by artists like Michael Jackson. From a basketball standpoint, the arena has hosted four SEC basketball tournaments, three Conference USA tournaments, and 11 NCAA Tournaments on both the men's and women's sides. The 2024-25 NCAA Women's March Madness Sweet Sixteen and Elite Eight is scheduled to be hosted at Legacy Arena.

The Pelicans played in front of a sold-out crowd of 15,486 at Legacy Arena when the team played the Atlanta Hawks in a preseason contest on Oct. 14, 2022.

The arena is the third-largest in the G League and the largest of teams located in the United States that do not play in a full-time NBA arena. Legacy Arena hosts 24 Birmingham Squadron games this season beginning with the season-opener on Friday, Nov. 7 against the Austin Spurs.



MISCELLANEOUS

BIRMINGHAM SQUADRON LOGO

TIP OF THE SPEAR

The Vulcan is a larger-than-life symbol and icon for the city of Birmingham. It is the embodiment of an industry which defined the city for generations. The top of the star and the bottom two points mirror the Vulcan's spear with a resolved strength.

FLYING IN FORMATION

A squadron is a group of Pelicans on the hunt. There is a united purpose to their movement, demonstrated with precision and power. The wings of the global mark symbolize this purpose, precision, and power.

IRON & FIRE

The gear represents the product of iron and fire, the grit of hard work and industry from the Iron City. It is the ambition of setting goals and achieving them, and the resilience of adapting to every situation.

NOD TO THE CRESCENT CITY

The crescent basketball is an homage to the culture, the people, and the spirit of New Orleans. Our wordmark is a further reflection of the Pelicans by incorporating the typography system from the New Orleans global mark.

THE STAR OF THE SHOW

The Birmingham flag is dominated by the star along with the colors of red, white, and gold. This emblem stands the test of time as a beacon of hard work and the resulting success.

BIRMINGHAM
SQUADRON

MISCELLANEOUS

COMMUNITY INITIATIVES

The New Orleans Pelicans community efforts are centered on supporting our region's community members through a variation of programs focusing on education, youth sports, health & wellness, civic engagement, environmental responsibility, and support to military members and veterans.

In conjunction with our community and corporate partners, the Pelicans continue to execute several core outreach programs that positively impact and inspire the lives of individuals in our community.

PELICANS YOUTH BASKETBALL DEVELOPMENT

Jr. Pelicans Leagues:

This year marks the fourth season of our Jr. Pelicans Leagues program. Jr. Pelicans Leagues are part of a wider network of Jr. NBA/Jr. WNBA Leagues, which allow every youth athlete the opportunity to develop fundamental basketball skills and learn the core values of the game in a fun, positive and inclusive environment. RCX Sports serves as the official operating partner for Jr. NBA/Jr. WNBA Leagues nationwide. Currently, we have league operators in almost (20) different parishes/counties throughout Louisiana, Mississippi and Alabama. Youth are also highlighted for their academic achievement through our Jr. Pelicans League Scholars program presented by Ochsner Children's Hospital. Additionally, we host an annual Jr. NBA/Jr. WNBA Leagues Tournament that gives our youth athletes the opportunity to compete!



Jr. Pelicans Coach of the Year:

Every season, the Jr. NBA/Jr. WNBA Coach of the Year program celebrates youth basketball coaches who uphold the core values of the game – teamwork, respect, determination, and community – and inspires them to continue teaching the fundamentals of the game. The award is designed to recognize coaches who have made a lasting impact on boys and girls ages 14 yrs. and under in communities and schools around the world while positively influencing the overall youth basketball ecosystem, including players, coaches, parents, and referees. Each spring, in alignment with the Jr. NBA/Jr. WNBA, candidates are nominated to be selected as the Jr. Pelicans Community Coach of the Year and Jr. Pelicans Scholastic Coach of the Year.



- 2025 Jr. Pelicans Scholastic COTY: Corey Watson (Langston Hughes Academy)



- 2025 Jr. Pelicans Community COTY: Justin Adams (Lee Road Recreation)

MISCELLANEOUS

Jr. Pelicans Statistician: *Presented by Hancock Whitney*

This Pelicans Youth Basketball Development Game Night program gives youth the opportunity to learn a different side of the game of basketball. Through the Jr. Pelicans Statistician experience, youth (10-14yrs.) track Pelicans player stats from the Media Press Box during Pelicans Home Games. Participating youth are visited by a Pelicans Analytics Professional to learn how stats can impact a team's game preparation and on-court success.



Jr. Pelicans 3pt Shootout:

The Jr. Pelicans 3pt Shootout program engages middle school girls and boys basketball teams (6th-8th Grade). We activate a preliminary contest at each participating school. The top boy and girl from each round qualifies to represent their school in our overall Jr. Pelicans 3pt Shootout Championship hosted on the Pelicans Courts at the Ochsner Sports Performance Center around NBA All-Star Break.

High School Girls Basketball 3v3 Showcase:

The New Orleans Pelicans activated their first ever High School Girls Basketball 3v3 Showcase, in alignment with the Jr. Pelicans' WNBA Initiative. The event took place on the courts at the Ochsner Sports Performance Center and hosted various select and non-select schools from varying parishes. The competition included a 3v3 Tournament, as well as three different team challenges (Skills Challenge, Free Throw Contest and 3pt Shootout). Each competition crowned a winning school for the respective challenge.



MISCELLANEOUS

Junior Training Camps: *presented by Smoothie King*

New Orleans Pelicans Junior Training Camps are presented by Smoothie King and serve as our longest tenured youth basketball program. JTCs run throughout the year and focus on the development of the youth athlete through a variety of fundamental drills that help them learn the game of basketball. Through this program, we also promote sportsmanship, encouragement, and the importance of living a healthy and active lifestyle to schools and summer camps in our surrounding communities.



PELICANS IN THE COMMUNITY

Reading Rally:

Targeting elementary school students, a Pelicans Reading Rally encourages literacy and promotes the importance of education via basketball-themed activities designed to strengthen comprehension and spark excitement around reading. The event also features a book fair where each child selects three new books to take home, as well as the donation of a “traveling library” to the school. This program showcases the Pelicans’ dedication to empowering children through education and reflects a long-standing investment in learning and community growth.



Health and STEM Day:

Health and STEM Day at the Ochsner Sports Performance Center combines physical activity with innovative learning. The attending youth engage in interactive stations centered on focused on fitness, science, and technology. They also enjoy exploring through hands-on experiments, testing their athletic skills, and learning how health and STEM intersect in exciting ways. The event provides access to new ideas and experiences, encouraging curiosity while promoting lifelong healthy habits.



MISCELLANEOUS

Fit Fest:

Fit Fest is an annual celebration of children's fitness hosted at the Ochsner Sports Performance Center. Campers from Ochsner's summer camp programs come together for a day filled with energy, excitement, and friendly competition. Activities include obstacle courses, cornhole challenges, and relay races designed to test skills and encourage teamwork. The event highlights the Pelicans' and Ochsner's shared commitment to health and wellness, giving local youth a chance to stay active, build confidence, and experience the joy of movement in a fun, supportive environment.



Ochsner Children's Hospital Visits:

Pelicans players visit young patients and their families at Ochsner Children's Hospital during the season to bring a little joyful moment to their day. As a cornerstone of the Pelicans' partnership with Ochsner Health, these visits provide comfort and encouragement during challenging times. Amidst the goodie bags and plenty of smiles, the true highlight of the interactions is the hope and positivity players bring as they create the personal connections with the patients.




Seasoned Citizen Socials:

The Pelicans proudly host Seasoned Citizen Socials as a way to celebrate and connect with seniors in the community. These group gatherings feature activities such as painting, interactive games, dance sessions and storytelling moments that foster friendship and fun. Beyond entertainment, the socials create a sense of belonging and appreciation which helps to reaffirm the Pelicans mission to enrich lives of our Gulf South community members across all generations.



Thanksgiving Meal Distribution:

Alongside Pelicans partner, Ibotta, Pelicans players provide tote bags filled with the makings of a traditional Thanksgiving meal to underserved seniors and families, complete with a turkey and all the fixings for the families to enjoy. By combining essential support with meaningful interactions, this program embodies the Pelicans' commitment to fighting food insecurity and uplifting families across the Gulf South region.



MISCELLANEOUS


Community Revitalization Projects:

In partnership with NewAge Products and Rebuilding Together New Orleans, the Pelicans work to revitalize and transform everyday spaces into places that bring our community members together. One of the notable projects was the revitalization of a community garden in the St. Roch neighborhood which included the installation of a state-of-the-art, full-sized outdoor kitchen. The project created a sustainable hub for community connection with a welcoming space where neighbors can cook, gather, and grow together.




CRCL Oyster Recycling:

The Pelicans, Southern Quality Ford, and the Coalition to Restore Coastal Louisiana (CRCL) annually unite for oyster shell packaging events that directly support Louisiana's coastal restoration efforts. Volunteers shovel and bag oyster shells, preparing them for use in reef-building projects that protect and restore the state's fragile wetlands. The event also includes cleaning and recycling efforts, turning discarded shells into resources for the future. By investing time and energy into sustainability efforts, it showcases the commitment to protecting the region's environment while strengthening community pride and resilience.



Joint Day Of Service:

The Pelicans and Ochsner Health collaborate for a Joint Day of Service, dedicating their time to projects that uplift the Gulf South regional community. Staff members from both organizations work side by side, most recently supporting ARC of Greater New Orleans by repurposing Mardi Gras beads to create opportunities for individuals with intellectual disabilities. This day of service reflects the Pelicans' commitment to collaboration and volunteerism, while showing how teamwork off the court can bring meaningful change throughout our community.



NBA Social Impact & Inclusion drives change on issues facing fans and communities by advancing needed resources and proven partners while creating data-driven strategies and programming to impact the NBA ecosystem and empower colleagues to bring their best self to work to drive global success. NBA Cares works with NBA players and teams to highlight important issues through the NBA's digital, social and broadcast channels, live events and partnerships.