NEW ORLEANS PELICANS

MEDIA GUIDE



2026-27



CREDITS

Editors	Matt Ryan, Chris Trahant, Henry Valier, JD Mason
Design, Layout and Production	Stephanie Shih, Hollin Caire
Photography	Layne Murdoch, NBA Photos
Special Thanks	Randy Robles, Bob Rosen, Chris Thorn and the Elias Sports Bureau

© 2026 New Orleans Pelicans

All NBA and team insignia depicted in this publication are the property of NBA Properties, Inc. and the respective teams of the NBA and may not be reproduced for commercial purposes without the prior written consent of NBA Properties, Inc.

The information contained in this publication was compiled by the New Orleans Pelicans and is provided as a courtesy to our fans and the press and may be used only for personal or editorial purposes. Any commercial use of this information is prohibited without the prior written consent of the New Orleans Pelicans.

GENERAL INFORMATION

NEW ORLEANS PELICANS

5800 Airline Drive
Metairie, LA 70003
(504) 593-4700
www.pelicans.com

2026-27 KEY DATES

October 20	Start of the 2026-27 NBA Regular Season
October 24	NBA G League Draft
October 30	Emirates NBA Cup 2026 – Group Play tips off on Prime
November 7	NBA Mexico City Game, Denver Nuggets vs. Indiana Pacers (Mexico City, Mexico)
November 27	Emirates NBA Cup 2026 – Group Play concludes
December 4–5	2026 Emirates NBA Cup Quarterfinals
December 8–9	2026 Emirates NBA Cup Semifinals
December 11	2026 Emirates NBA Cup Championship (Indianapolis, IN)
December 19–22	NBA G League Winter Showcase
January 5	10-day contracts may now be signed
January 10	All NBA contracts are guaranteed for the remainder of the season
January 14	New Orleans Pelicans vs. San Antonio Spurs (Paris, France)
January 17	New Orleans Pelicans vs. San Antonio Spurs (Manchester, England)
January 26–30	NBA Rivals Week
February 11	NBA Trade Deadline
February 19–24	NBA All-Star Break
February 19–21	NBA All-Star 2027 (Phoenix, AZ)
March 1	Playoff Eligibility Waiver Deadline
March 27	NBA G League Regular Season ends
March 30	2027 NBA G League Playoffs begin
April 11	NBA Regular Season ends
April 12	Rosters set for NBA Playoffs 2027 (3 p.m. ET)
April 13–16	NBA Play-In Tournament
April 17	NBA Playoffs 2027 begin

NBA ALIGNMENT

WESTERN CONFERENCE

Northwest Division
Denver Nuggets
Minnesota Timberwolves
Oklahoma City Thunder
Portland Trail Blazers
Utah Jazz

Pacific Division
Golden State Warriors
LA Clippers
Los Angeles Lakers
Phoenix Suns
Sacramento Kings

Southwest Division
Dallas Mavericks
Houston Rockets
Memphis Grizzlies
New Orleans Pelicans
San Antonio Spurs

EASTERN CONFERENCE

Central Division
Chicago Bulls
Cleveland Cavaliers
Detroit Pistons
Indiana Pacers
Milwaukee Bucks

Southeast Division
Atlanta Hawks
Charlotte Hornets
Miami Heat
Orlando Magic
Washington Wizards

Atlantic Division
Boston Celtics
Brooklyn Nets
New York Knicks
Philadelphia 76ers
Toronto Raptors

TABLE OF CONTENTS

LEADERSHIP
8 Gayle Benson
13 Tom Benson
17 Dennis Lauscha
19 Greg Bensel
20 David Chaix
21 Ben Hales
22 Ed Lang
23 Vicky Neumeyer
Greg Rouchell
24 Michael Stanfield

BASKETBALL OPERATIONS
27 Joe Dumars
28 Troy Weaver
29 Adam Barnes
Amanda Green
30 Jason Hervey
31 Jamahl Mosley
32 Bret Brielmaier
Dale Osbourne
33 God Shammgod
Randy Gregory
34 Mike Hopkins
Greg Monroe
Will Bynum
35 Marc Chasanoff
Jon Moul
Dr. Stephen Alli
36 Thomas Scott
David Cosgrave
37 Joe Sharpe
38 Kurt Joseph
39-40 Basketball Operations Staff

PLAYERS
42-43 Roster
44-46 Saddiq Bey
47-49 Jeremiah Fears
50-51 AJ Johnson
52-55 Herb Jones
56-60 DeAndre Jordan
61-63 Bennedict Mathurin
64-65 Karlo Matković
66-67 Bryce McGowens
68-69 Yves Missi
70-73 Trey Murphy III
74-77 Dejounte Murray
78-81 Jordan Poole
82-84 Derik Queen
85-87 Trendon Watford
88-91 Zion Williamson
92-93 Malik Dia
94-95 Jaron Pierre Jr.
96-97 Julian Reese

2025-26 SEASON SUMMARY
99 Final Roster & Statistics
100 Game-by-Game Final Results
102 Team Highs and Lows
103 Individual Highs
104 Top Team Performances
Top Individual Performances
105-107 Miscellaneous Statistics
107-108 Leadership
Missed Games

TEAM HISTORY
110 Year-by-Year Coaches/Assts/Execs
111-133 Year-by-Year Statistics
134-157 All-Time Roster
158-172 All-Time Transactions
173 Draft History
174 Award Winners
175-176 All-Star Weekend
177-178 All-Time Collegiate Roster
179-180 All-Time Numerical Roster
181 Franchise Firsts
All-Time Attendance Totals
182-184 All-Time Preseason Results/Records

RECORDS
186-187 Team Highs/Lows
188-189 Opponent Team Highs/Lows
190 Individual Highs
191 Opponent Individual Highs
192 Miscellaneous Records
All-Time Top Team Performances
All-Time Top Individual Performances
193 Rookie Highs
Margins/Leads/Highest Score
194 Top Scoring Performances
Consecutive Games Records
Triple-Doubles
195 20-Point/20-Rebound Performances
195-198 Year-by-Year Comparisons
Record When
Record by
Year-by-Year Leaders
199 Year-by-Year NBA Rankings
200 Career Leaders
201 Franchise Bests
202-206 Playoff Records
All-Time Game-by-Game
Year-by-Year Statistics
207-208 All-Time Team Highs and Lows
209 Top Team Performances
210 Top Individual Performances
211 Playoff Leaders

OPPONENTS/NBA
213 Atlanta Hawks
Boston Celtics
214 Brooklyn Nets
Charlotte Hornets
215 Chicago Bulls
Cleveland Cavaliers
216 Dallas Mavericks
Denver Nuggets
217 Detroit Pistons
Golden State Warriors
218 Houston Rockets
Indiana Pacers
219 LA Clippers
Los Angeles Lakers
220 Memphis Grizzlies
Miami Heat
221 Milwaukee Bucks
Minnesota Timberwolves
222 New York Knicks
Oklahoma City Thunder
223 Orlando Magic
Philadelphia 76ers
224 Phoenix Suns
Portland Trail Blazers
225 Sacramento Kings
San Antonio Spurs
226 Toronto Raptors
Utah Jazz
227 Washington Wizards
2025-26 Standings
228 2025-26 NBA Indiv. Leaders
229 2025-26 NBA Team Indiv. Highs & Lows
230 2025-26 Attendance Totals
NBA Honor Roll
231 2026 NBA Draft
232-233 All-Time NBA Statistical Leaders
All-Time NBA Career Scorers

MEDIA
235 Following the Pelicans/Affiliates
236 Joel Meyers
Antonio Daniels
Andrew Lopez
237 Todd Graffagnini
John DeShazier
238 Kalia Butler
Kelly Crull
239 Gus Kattengell
Doug Tatum
240 Jim Eichenhofer
Matt Ryan
241 Chris Trahant
Henry Valier
Sam Shannon
JD Mason
242-243 Media Guidelines & Policies

MISCELLANEOUS
245 Smoothie King Center
246 Ticket Map
Ochsner Sports Performance Center
247 Logos/Marks
248 Uniforms
249 Court Design
250 NBA Information
International Offices
251-252 2025-26 G League Directory
253-254 Laketown Squadron
255-259 Community Initiatives
NBA Cares

STAFF DIRECTORY

EXECUTIVE

Gayle Benson ..... Governor
Dennis Lauscha ..... President
Greg Bensel ..... Sr. Vice President of Communications, Broadcast, ... Community and Governmental Relations
Ben Hales ..... Sr. Vice President/Chief Operating Officer
David Chaix ..... Sr. Vice President/Chief Financial Officer
Vicky Neumeyer ..... Sr. Vice President/General Counsel
Greg Rouchell ..... Sr. Vice President of Human Resources/ ..... Corporate Counsel
Michael Stanfield ..... Sr. Vice President of Sales
Ed Lang ..... Senior Financial Advisor
Melissa Scott ..... Senior Executive Assistant to the Governor
Melissa Ann Hoang ..... Executive Personal Assistant to the Governor
Jeanne Sabathier ..... Executive Assistant to the President
Eldric Washington ..... Personal Assistant to the Governor

BASKETBALL OPERATIONS

Joe Dumars ..... Executive Vice President of Basketball Operations
Troy Weaver ..... Sr. Vice President of Basketball Operations
Adam Barnes ..... Assistant General Manager
Amanda Green ..... Executive Director of Strategy and Analytics
Jason Hervey ..... Director of Player Personnel
Marc Chasanoff ..... Sr. Director of Cap & Finance
Jon Moul ..... Sr. Director of Cap & Strategy
Dr. Stephen Alli ..... Director of Basketball Administration
Jason Brown ..... Director of Travel and Logistics
AJ Meyer ..... Director of Analytics
Teniya Page ..... Director of Player Services & Team Development
Ashley Amoss ..... Sr. Manager of Basketball Operations
Jacob Robinson ..... .Basketball Operations Manager
Davis Smith ..... Basketball Operations Manager
Elena Randolph ..... Manager of Player and Family Services
Greg Lederer ..... Basketball analyst
Matthew Thompson ..... Basketball Operations Assistant
Thomas Scott ..... Laketown Squadron General Manager
Adrian Booker ..... Laketown Squadron Assistant General Manager
Anthony Goods ..... .Director of International Scouting
Mario Elie ..... Scout
Ron Meikle ..... Scout
Brian Ormandy ..... Scout
Walker Russell ..... Scout
Monte Mathis ..... Advance Scout
Charles Payne ..... Pro Scout
DJ Wright ..... Draft Scout
TJ Weaver ..... Scout/Basketball Operations
Antonio Jardine ..... Scout
Darnell Walker ..... Scout
Peggy McCranie ..... Basketball Operations Receptionist
Anthony Bynum ..... Executive Director of Team Security
Chico Robinson ..... Director of Team Security
David Best ..... Security Officer
Cori Gray ..... Security Officer

COACHING

Jamahl Mosley ..... Head Coach
Bret Brielmaier ..... Assistant Coach
Dale Osbourne ..... Assistant Coach
God Shammgod ..... Assistant Coach
Randy Gregory ..... Assistant Coach
Mike Hopkins ..... Assistant Coach
Greg Monroe ..... Assistant Coach
Will Bynum ..... Assistant Coach
Brandon Demas ..... Laketown SquadronHead Coach
Kristen Perfetto ..... Chief of Staff to the Head Coach
Daniel Fitzpatrick ..... Special Assistant to the Head Coach
Sean O'Brien ..... Head Video Coordinator
Davonte Fitzgerald ..... Assistant Video Coordinator
Gabe Snider ..... Assistant Video Coordinator

MEDICAL/PERFORMANCE

David Cosgrave ..... Vice President of Health and Performance
Amy Atmore ..... Director of Rehabilitation
Joe Sharpe ..... Head Athletic Trainer
Pete Youngman ..... Assistant Athletic Trainer
Matt Taberner .... Director of Innovation, Science and Reconditioning
Tsianna Barnwell ..... Physical Therapist
Kurt Joseph ..... Director of Strength & Conditioning
Vijay Blackmon ..... Assistant Strength & Conditioning Coach
Ingrid Saballos ..... Massage Therapist
Evelyn Shuler ..... Nutritionist
Dr. Scott Montgomery ..... Team Orthopedic Surgeon
Dr. Andrew Gottschalk ..... Team Internal Medicine Doctor
Dr. Lana Chambliss ..... Behavioral Health Clinician

EQUIPMENT

Adam Mendelson ..... Head Equipment/Facilities Manager
Chris Hereford ..... Equipment and Logistics Coordinator
Brendan Gallagher ..... Equipment Associate

COMMUNICATIONS

Matt Ryan ..... Executive Director of Basketball Communications
Chris Trahant ..... Sr. Manager, Basketball Communications ..... & Broadcast
Henry Valier ..... Sr. Coordinator, Basketball Communications
Sam Shannon ..... Senior Manager, Corporate Communications and ..... Community Partnerships
JD Mason ..... Basketball Communications Associate

BROADCASTING

Todd Minhinnett ..... Executive Producer
Steve McNelley ..... Executive Director of Broadcast Programming ..... & Media Strategy
Gus Kattengell ..... Executive Producer of Radio
Joel Meyers ..... TV Play-by-Play Announcer
Antonio Daniels ..... TV Color Analyst
Andrew Lopez ..... TV Sideline Reporter
Kalia Butler ..... Multi Platform Host and Reporter
Kelly Crull ..... Television/Network Host
Todd Graffagnini ..... Radio Play-by-Play Announcer
John DeShazier ..... Radio Color Analyst
Fred Ruckert ..... Senior Manager of Broadcast & Media Partnerships
Ryan Doyle ..... Senior Content Producer
Taylor Rogers ..... Senior Network Producer
Aiven Davis ..... Associate Producer, Broadcast
Riley Minhinnett ..... Associate Producer, Broadcast

DIGITAL/SOCIAL MEDIA

Doug Tatum ..... Vice President of Digital Media
Alex Restrepo ..... Senior Director of Social Media
Beth Blackburn ..... Senior Director of Digital Platforms
Layne Murdoch Jr. ..... Director of Photography & Live Events
Loren Savini ..... Director of Digital Content
Andy Weilbaecher ..... Senior Web Developer
Jim Eichenhofer ..... Publications & New Media Manager
Megan Kottemann ..... Social Media Manager
Christian Verde ..... Social Media Manager
Andrew Lang ..... Sr. Coordinator, Digital Media
Kat Anderson ..... Vertical Content Coordinator
Sydney Seeley ..... Social Media Coordinator
Elsa Curran ..... Digital Media Coordinator
Gabriel Garza ..... Livestream Producer
Cody Musial ..... Social Media Associate
Cierra Wright ..... Social Media Associate
Trey Laudick ..... Video Production Associate

STAFF DIRECTORY

FINANCE & ACCOUNTING

Mallory Vedros ..... Senior Director, Controller
Alicia Dupart ..... Senior Payroll Manager
Justin Pellegrini ..... Senior Manager, Team Financial Reporting
Basem Elkhatib ..... Revenue Finance Manager
Josh Harris ..... Manager, Accounting
Felicia Jones ..... Payroll Specialist
Teresa Magallanes ..... Accounts Payable Coordinator
Payton Perry ..... Accounting Associate

HUMAN RESOURCES & ADMINISTRATION

Matt Sharpe ..... Vice President, Associate General Counsel
Jay Romig ..... Executive Director, Administration
Mary Vinet ..... Senior Director, People and Benefits
Linley Fenlason ..... Director of Talent Acquisition and Retention
Chris Winker ..... Director of Recruiting
Katie Keane ..... Manager, Onboarding and Employee Engagement
Charlene Brown ..... Benefits and Legal Coordinator
John Berfect ..... Mail Clerk
Tori Scott ..... Receptionist

INFORMATION TECHNOLOGY

Jody Barbier ..... Vice President of Information Technology
Jeff Huffman ..... Sr. Director of IT Security and Administration
Kelvin Smith ..... Director of Network Operations
Chris Chapital ..... Sr. Manager, Computer and Information Systems
Robert Crump ..... Sr. Coordinator, Computer Information Systems
Brock Orrett ..... System Administrator
Marc Sholar ..... NetworkAdministrator
Isaiah Bowers ..... IT Support Specialist
Daniel Smith ..... Cybersecurity Analyst
Miles Richards ..... IT SkillBridge

BUSINESS INTELLIGENCE

Rich Barbier ..... VP, Strategy & Analytics
Victoria Boldis ..... Manager, Strategy & Analytics
Jake Sellers ..... Data Engineer, Strategy and Analytics
Eli Chadick ..... Data Analyst, Strategy and Analytics
Shane Daughtry ..... Data Analyst, Strategy and Analytics
Danielle Napierski ..... Data Analyst, Strategy and Analytics

GOVERNMENTAL RELATIONS & BUSINESS OPERATIONS

Stephen Pate ..... Vice President of Business Operations
Ian Tigchelaar ..... Sr. Director, Operations & Event Logistics
Katie Krajcer ..... Sr. Director, Operations & Event Policies
Megan Fournier ..... Sr. Manager, Event Policies
Grant Segar ..... Senior Coordinator, Communications, Government Relations & Special Projects
Brady Johnson ..... Operations Coordinator
Humberto Ragalado ..... Operations Coordinator
Thomas Saer ..... Fan Experience Coordinator
Etienne Lesuer ..... Event Policies and Operations Coordinator
Ian Condon ..... Operations Associate
Jaden Hickman ..... Fan Experience Associate

COMMUNITY

Elicia Broussard Sheridan ..... Vice President of Community Relations & Youth Sports Development
Jason Lapouble ..... Senior Manager, Youth Sports Development
Breanne Mitchell ..... Sr. Coordinator, Community Relations
Morgan Causey ..... Community Relations Associate
Summer Parker-Hall ..... Youth Sports Development Associate
Madison Wright ..... Manager, Charitable Giving and Development

MARKETING AND GAME EXPERIENCE

Shirin Braden ..... Vice President, Brand
Mel Barry ..... Sr. Director, Brand Marketing
Hollin Caire ..... Creative Director
Eric Ohman ..... Director, Retail Marketing
Brian Reed ..... Director, Digital Marketing
Alicia Abbott ..... Brand Manager
Katie Bernard ..... Digital Marketing Manager
Kendall Ritten ..... Email Marketing Manager
Andrew Soules ..... Marketing Manager
Queen Williams ..... Project Manager
Luke Halvorsen ..... Senior Graphic Designer
Rachel Zinsel ..... Senior Graphic Designer
Madison Leavelle ..... Social Media Illustrator
Stephanie Shih ..... Junior Designer
Perry Spitzer ..... Jr. Graphic Designer
Mariana Jerez ..... Senior Manager, Special Events
Nathan Kane ..... Senior Coordinator, Events and Programs
Bekah Spansel ..... Entertainment Team Manager
Pashen Barrow ..... Entertainment Teams Coordinator
Hailey Williams ..... Senior Manager, Game Experience
Kinsey Hopkins-Campbell ..... Senior Coordinator, Game Experience
Josh Philips ..... Senior Coordinator, Live Entertainment
Benji Shokrian ..... Senior Coordinator, Live Entertainment
Dylan Turley-Rule ..... Senior Coordinator, Game Experience
Avery Boutchard ..... Live Entertainment and Logistics Coordinator
Allie Furman ..... Game Experience Coordinator
Taylor Nettle ..... Game Experience Associate
Sydney Pohlman ..... Game Experience Associate

PRODUCTION

James Crosbie ..... Senior Director of Production
Brianna Latino-Stubbs ..... Director, Project Management
Jon Mahody ..... Director, Video Content
Forest Gaines ..... Sr. Content Manager
Edwin Ford ..... Production Manager
Nico Valerga ..... Motion Graphics Manager
Tyler Kass ..... Digital Display Specialist
Steven Pray ..... Producer/Editor
Justin Robbins ..... Producer/Editor
Waylon Washington ..... Producer/Editor
Marissa Michael ..... Videographer /Editor (In Game)
Meredith Hamm ..... Videographer
Ryan Micklin ..... Videographer
Rin Andrews ..... Motion Graphics Coordinator
Ace McConnell ..... Motion Graphics Associate
Adrian Sanchez ..... Motion Graphics Associate
Mitch Gibbs ..... Video Production Associate (In-Game)

SEASON TICKET SALES & SERVICE

Matt Dixon ..... Vice President of Ticket Sales
Cody Link ..... Senior Manager of Ticket Sales
Austin Busby ..... Senior Season Ticket Account Executive
Blake Leonard ..... Senior Season Ticket Account Executive
Sophia Dones ..... Season Ticket Account Executive
William Fralia ..... Season Ticket Account Executive
Mallory Panzavecchia ..... Season Ticket Account Executive
Dante Ratto ..... Season Ticket Account Executive
Noah Reiter ..... Season Ticket Account Executive
Sydnie Similie ..... Season Ticket Account Executive
Giannis Tsahageas ..... Season Ticket Account Executive
Bryson Parker ..... Gameday Ticket Service Manager
Josh Daniels ..... Season Ticket Service Manager
Kevin Ashworth ..... Season Ticket Service Representative
Melanie Baker ..... Season Ticket Service Representative
Andrea Favorite ..... Season Ticket Service Representative
Anjanette Jones ..... Season Ticket Service Representative
Michael Marque ..... Season Ticket Service Representative
Catherine Meisch ..... Season Ticket Service Representative
Patrick Bandi ..... Season Ticket Service Associate

STAFF DIRECTORY

PREMIUM SEATING
Brian Bean ..... Director, Premium Sales and Corporate Development
Madison Taliaferro ..... Manager, Premium Service
Ally Musso ..... Senior Coordinator, Premium Service
Gabriel Chasin ..... Senior Premium Seating Account Executive
Courtney Gros ..... Senior Premium Seating Account Executive
Robbie Lynch ..... Senior Premium Seating Account Executive
Brian Mensch ..... Premium Seating Account Executive

GROUP TICKET SALES & SERVICE
Chris Guidry ..... Senior Director of Ticket Sales
Larry Staub ..... Group Sales Manager
Chris Harpster ..... Senior Group Sales Account Executive
Taraneh Brown ..... Group Sales Account Executive
Danielle DeMarco ..... Group Sales Account Executive
Samantha Kiel ..... Group Sales Account Executive
Matthew Matthies ..... Group Sales Account Executive
Frank Timphony ..... Group Sales Account Executive
Russell Houston ..... Group Service Coordinator
Kayla Collins ..... Group Service Associate

TICKET OPERATIONS
Blake Simon ..... Senior Director of Ticket Service & Operations
Kevin Blau ..... Director of Ticket Operations
Lauren Brown ..... Ticket Operations Manager
Austin Myers ..... Box Office Manager
Angela Leon ..... Ticket Administration Manager
Emerson Nance ..... Senior Coordinator, Ticket Operations
Anna Haun ..... Ticket Operations Coordinator
Nika Mchedlishvili ..... Ticket Operations Associate
Colton Dumas ..... Ticket Operations Associate

INSIDE SALES
Jimmy Creamer ..... Manager, Inside Sales
Jacob Armant ..... Inside Sales Consultant
Claire Bamdas ..... Inside Sales Consultant
Cameron Breaux ..... Inside Sales Consultant
Cameron Cosse ..... Inside Sales Consultant
Sean Fulton ..... Inside Sales Consultant
Kendall Gerbers ..... Inside Sales Consultant
Teddy Murray ..... Inside Sales Consultant
Anna Porth ..... Inside Sales Consultant
Jordan Rech ..... Inside Sales Consultant
Justin Snyder ..... Inside Sales Consultant
Aaron Ursin ..... Inside Sales Consultant

CORPORATE PARTNERSHIPS
Erica Bernadas ..... Vice President of Corporate Partnerships
Taylor Johnson ..... Director, Partnership Marketing
Victoria Weber ..... Director, Partnership Sales
Cullen Munz ..... Partnership Marketing Manager
Caitlin Link ..... Partnership Marketing Coordinator
Ashley Livaccari ..... Corporate Partnership Project Coordinator
TJ Smink ..... Partnership Sales Manager
Brady Wijbrandts ..... Partnership Sales Manager
Leslye Barnette ..... Partnership Marketing Manager
Sara Hayes ..... Partnership Marketing Manager
Sydney LaBiche ..... Partnership Marketing Manager
McKell McLaughlin ..... Partnership Marketing Manager
Mary Beth Carman ..... Partnership Marketing Coordinator
Tania Chavez ..... Partnership Marketing Coordinator
Matthew Graham ..... Partnership Marketing Coordinator
Anna Jacobsen ..... Partnership Marketing Coordinator
Andrew Lawrence ..... Partnership Marketing Coordinator
Meghan Rotolo ..... Partnership Marketing Coordinator
Sydney Boyer ..... Partnership Sales Account Executive
Jack Gruppuso ..... Partnership Sales Account Executive
Eric Waltz ..... Partnership Sales Account Executive
Leon Ivy ..... Partnership Marketing Account Executive
Makena Rhodes ..... Partnership Marketing Associate
Ariel Taub ..... Partnership Marketing Associate

LEADERSHIP



LEADERSHIP



GAYLE BENSON
GOVERNOR & CEO

Gayle Benson provides leadership for the New Orleans Pelicans and New Orleans Saints as Governor & CEO, succeeding her husband, Tom Benson, who passed away on March 15, 2018, after purchasing the Saints in 1985 and the Pelicans franchise in 2012. The New Orleans native is an accomplished business professional and philanthropist with strong ties to the local community and a dedication to the growth and enhancement of the Gulf South region.

Mr. and Mrs. Benson worked together to build model NBA and NFL organizations, housed in state-of-the-art facilities at the Ochsner Sports Performance Center, Smoothie King Center, and Caesars Superdome, while making a positive impact in the community.

Immediately upon Mr. and Mrs. Benson's purchase of the former Hornets franchise from the NBA in 2012, construction began on a state-of-the-art basketball practice facility to house the entire organization together, and the franchise was rebranded as the Pelicans. Through agreements with the State of Louisiana, the Smoothie King Center has undergone a complete renovation since the 2012 purchase, featuring a new center-hung HD scoreboard, which debuted in 2015, along with several additional fan upgrades. Because of the Bensons' commitment to the arena, NBA All-Star Weekend was awarded to New Orleans in 2014 and 2017, making the city one of just seven current NBA markets to host the mid-season event at least three times.

Active in league affairs, Mrs. Benson serves as a member of the NBA's Labor Relations Committee and was named to the NBA Foundation Board of Directors in 2020. As a board member, she is constantly an advocate for the city of New Orleans and the state of Louisiana. Since her 2020 addition, every distribution by the foundation has benefited New Orleans nonprofits. On the court, she oversaw a significant overhaul of the Pelicans in 2019 when she hired Executive VP of Basketball Operations David Griffin and committed to significant upgrades to the Ochsner Sports Performance Center's basketball facilities. Through the support of these organizational improvements by Mrs. Benson, combined with several important player acquisitions through the draft, free agency and trades and the hiring of Head Coach Willie Green, the Pelicans have established a strong foundation, reaching the 2023-24 playoffs. In 2025, Mrs. Benson hired Joe Dumars as Executive Vice President of Basketball Operations for the Pelicans.



In addition to running both an NBA and NFL franchise, Mrs. Benson led the relocation and renaming of the Pelicans G-League affiliate, the Birmingham Squadron. The name, which was announced in 2021, not only references Benson's NBA team (a Squadron is a group of Pelicans), but honors Alabama's military history. The decision to place the team in Birmingham came easily to Mrs. Benson, who has shown a perpetual effort to grow both the game of basketball and the Gulf South economy. In their inaugural season, the Squadron made the playoffs and ranked second in league attendance. Benson's commitment to the Birmingham community is apparent in her investments to various local organizations.

Under the guidance of Mr. and Mrs. Benson, the Saints have reached new heights since 2006, when they entrusted Executive-Vice President/General Manger Mickey Loomis to set the direction for the organization, responding by making important coaching hires and continually supplementing and upgrading the roster through the draft, free agency and trades. Since then, the franchise has reached its highest point of success, posting a 184-124 record from 2006-23, featuring 11 winning seasons, nine playoff berths, seven division titles, three NFC Championship appearances and the Super Bowl XLIV title. In 2025, Mrs. Benson and Loomis hired former Philadelphia Eagles Offensive Coordinator Kellen Moore as head coach, igniting a new era of Saints football. Under Mrs. Benson, Loomis and Moore, the Saints will continue their commitment to building a strong and exciting football team, primed to compete this season and into the future.

LEADERSHIP

Thanks to her leadership, Mrs. Benson contributed $180 million to the five-year, $560 million multi-phase transformation of the Caesars Superdome that made its debut for the 2024 Saints season and Super Bowl LIX, resulting in a world-class stadium with state-of-the-art amenities for the football team and their supportive fans. The Caesars Superdome has been sold out on a season ticket basis for every campaign since 2006, with a waiting list of over 73,000 and 192 consecutive sellouts for contests played at the venue. The Ochsner Sports Performance Center, one of the most cutting-edge practice facilities in the NBA, underwent significant renovations to enhance the overall experience in every facet of basketball operations in the summer of 2024.

Community investment and giving back have been hallmarks of Mr. and Mrs. Benson's ownership of the Pelicans and Saints. This tradition continues under the stewardship of Mrs. Benson, who shares her late husband's vision and passion for helping others. She has further enriched the New Orleans community through her support of causes in the health and wellness, cancer care, education, arts and faith-based sectors.

As dedicated corporate citizens, the Pelicans and Saints annually put millions of dollars back into the community in financial support, in-kind donations, charitable appearances and donations of goods and services. Mrs. Benson's philanthropic leadership has been recognized far and wide since she became Governor & CEO.

Mrs. Benson has always quickly responded and taken action to conditions that affect the local community adversely. Following the 2025 New Year's Day tragedy on Bourbon Street, funds were immediately used by the Greater New Orleans Foundation from a $1.25 Million donation over the summer to the foundation's "Gayle and Tom Benson Disaster Relief Fund" to support the victims and their families by providing each affected family the necessary resources and vital assistance needed. Following the terrorist attack, Mrs. Benson, the NFL Foundation and Ochsner Health immediately answered the call, collaborating on a $1.5 Million donation to further support the community's relief efforts for the victims.



With the COVID-19 pandemic and Hurricane Ida providing multiple challenges to the New Orleans area and its citizens over a two-year period, Mrs. Benson donated over $2 million, partnering with the Greater New Orleans Foundation to assist local organizations and individuals in need to help the region and its residents recover from difficult circumstances. In 2020, utilizing the platform of the Pelicans and Saints to harness the unifying power of sport to advance race relations across both the Gulf South and the country, she formed the Social Justice Leadership Alliance to advocate for issues of change in minority communities.

In 2014, Mrs. Benson was honored by the New Orleans Council for Community and Justice with its Weiss Award, recognizing achievement for exceptional civic and humanitarian contributions. In 2015, the couple were honored by the regional chapter of the Anti-Defamation League with the A.I. Botnick Torch of Liberty Award. In 2018, she and Mr. Benson (posthumously) were honored by two of the city's leading higher education institutions. They received a Dermot McGlinchey Lifetime Achievement Award from Tulane University, honoring those who have demonstrated service, volunteer involvement and commitment to Tulane and their hometown communities and were inducted into the University of New Orleans' Hall of Distinction.

In 2019, Mrs. Benson received several important honors. She was honored by Xavier University of Louisiana with the Sister Maris Stella "Women of Faith" Award and was recognized by the UNCF with the group's MASKED Award for her support of educational opportunities for all. Additionally, Mrs. Benson was honored by the Allstate Sugar Bowl Chapter of the National Football Foundation/College Football Hall of Fame with its Distinguished American Award. The National World War II Museum selected her as an American Spirit Medallion recipient. The Greater New Orleans Foundation also honored Mrs. Benson with the organization's Spark Plug Award, given to an individual whose philanthropy in the greater New Orleans community has been exemplary.

LEADERSHIP



In 2021, Mrs. Benson was presented by the University of Holy Cross with its Spes Unica Award, the educational institution's highest honor, based on her support of the university's mission to educate both the mind and heart. She was the Times-Picayune 2021 Loving Cup award winner, an honor which has been presented since 1901 to men and women who have performed exemplary service to the community without expecting material recognition.

In 2022, Mrs. Benson was recognized by the local charity, Clover, as a co-recipient of the Reverend Beverley Warner Ward, for her extensive work with the non-profit whose mission is to educate children, strengthen families and build community. Mrs. Benson was honored by the American Cancer Society's Louisiana Chapter with their 2022 Heart & Soul Award for her constant support in the fight against cancer through the services provided to cancer patients, families and caregivers at Ochsner's Gayle and Tom Benson Cancer Center. She was also recognized by the Southeast Louisiana Council, Boy Scouts of America with their 2022 "Distinguished Citizen" Award.

In 2023, Mrs. Benson was honored as a "Louisiana Legend" by Louisiana Public Broadcasting for distinguishing herself in the sports field and through her philanthropy. Realizing the need for the commitment to people with disabilities by her sports organizations and business ventures, whether enhancing their fan experience or providing employment opportunities/support, she was selected for the 2023 Human Highlight Never Moment Award by the KultureCity organization. With Mrs. Benson's encouragement, the Saints became a founding partner of the HBCU Legacy Bowl all-star game held in New Orleans, establishing financial support for the contest and its week of events, which includes hosting a scouting combine for participants at the Ochsner Sports Performance Center and a career fair for both players and HBCU students. The career fair attracts over 100 regional and national employers to help provide opportunities and networking for HBCU students. In recognition of her support of the events, Mrs. Benson received the 2023 Black College Football Hall of Fame Founders Award. Mrs. Benson was also inducted into the Louisiana Center for Women in Government & Business (LCWGB) Hall of Fame alongside former Louisiana first lady, Donna Edwards. Mrs. Benson also received the Lifetime Achievement Award from the LCWGB, which recognized her remarkable achievements in business and her unwavering generosity toward various causes across the state of Louisiana.

In 2024, at Washington Mardi Gras, Mrs. Benson received the Humanitarian of the Century Award from U.S. Senator John Kennedy, which recognized her continuous philanthropic efforts throughout New Orleans, the state of Louisiana, and the Gulf South region. In November, Mr. and Mrs. Benson were inducted into the Greater New Orleans Sports Foundation Hall of Fame for their instrumental work in leading the efforts with the Sports Foundation to bring five Super Bowls, four NCAA Men's Final Fours, three NBA All-Star Games, and several other major sporting events to New Orleans. NFL Commissioner Roger Goodell was in attendance, introducing Mrs. Benson with the honor.

In 2025, Louisiana Senate President Cameron Henry appointed Mrs. Benson as President of the French Quarter Terrorism Attack Memorial Commission in recognition of her leadership in honoring the victims of the January 1, 2025 attacks and for her guidance in the vision, planning, and implementation of a permanent memorial to honor the victims, survivors, and all those impacted.



Mrs. Benson was also honored with the New Orleans Police and Justice Foundation's (NOPJF) Honorary Crime Fighter Award, the Foundation's highest recognition, presented to individuals who have made extraordinary contributions to public safety, supported the mission of the New Orleans Police Department (NOPD), and demonstrated a deep commitment to building a safer New Orleans. She was only the third recipient of this award in the NOPJF's 30-year history.

Mrs. Benson's leadership extended to the NFL when she was appointed by Commissioner Roger Goodell in 2025 to serve as Co-Chair of the NFL Legislative Committee, leading efforts to build a sustainable government relations strategy. In this role, Mrs. Benson is

LEADERSHIP



committed to ensuring the League remains at the forefront of policy discussions and legislative developments that impact its operations and long-term interests.

Her commitment to long-term investment, collaboration, and partnership with the city of New Orleans and State of Louisiana was further demonstrated in 2025, when Mrs. Benson led the Saints' effort to finalize the Caesars Superdome lease extension agreement, a landmark initiative that secures the team's presence in New Orleans for decades and exemplifies her unwavering commitment to long-term investment, collaboration, and partnership with the city of New Orleans and State of Louisiana.

In June of 2026, Mrs. Benson's impact was also recognized nationally through her selection as the recipient of the 2026 Corporate Leadership Award from the National Association of Broadcasters Leadership Foundation, presented during the Celebration of Service to America Awards Gala in Washington, D.C. The prestigious honor recognizes individuals who demonstrate exceptional corporate citizenship, philanthropy, and community leadership. Mrs. Benson was recognized for her longstanding commitment to charitable initiatives throughout the Gulf South and her dedication to expanding access to local sports broadcasting for fans across the region. Through her support of the Gulf Coast Sports & Entertainment Network (GCSEN), the broadcast television regional sports network serving Alabama, Louisiana, and Mississippi, Mrs. Benson has helped strengthen the connection between fans and their teams by increasing access to New Orleans Saints and Pelicans programming, including live game coverage, analysis, gameday updates, and comprehensive postgame content, displaying her commitment to leveraging media and sports as platforms for community engagement, accessibility, and regional growth.

In addition to serving on the boards of several local educational institutions and the New Orleans Museum of Art, Mrs. Benson is also a member of the Audubon Commission, which oversees the Audubon Nature Institute.

Mrs. Benson has been a longtime trusted and valued member of the local Catholic community, reflecting her deep religious faith. She has worked tirelessly with the Archdiocese of New Orleans' Catholic Charities organization and its umbrella agencies that feature almost 50 programs and three affiliated ministries. These organizations deliver health and human services to those in need in the eight Southeast Louisiana parishes, which the Archdiocese serves, as well as food and nutrition services throughout the state. Mrs. Benson has worked closely with St. Louis Cathedral's Rite of Christian Initiation for Adults (RCIA) program. Currently, she is in the midst of leading an unprecedented effort to repair and restore the St. Louis Cathedral with the Our City, Our Cathedral campaign, which aims to restore the city's most iconic building after suffering from nearly two centuries of wear and tear, water damage and settling.

Mrs. Benson's support of the Catholic Church has been recognized numerous times locally, nationally and on an international level. In 2002, she received the Medal of the Order of St. Louis Award for dedication to the Church. In 2010, she became an Honorary Oblate of Mary Immaculate and in recognition of longstanding support of Catholic education, Mr. and Mrs. Benson received the St. Elizabeth Ann Seton Award from the National Catholic Educational Association (NCEA). In 2012, Mr. and Mrs. Benson received from Pope Benedict XVI the Pro Ecclesia et Pontifice award, which recognizes outstanding service to the Church and the Pontiff, the highest Papal award granted to a lay person. She holds a leadership role after being inducted as Dame Commander with Star in the Equestrian Order of the Holy Sepulchre of Jerusalem and is a commander of the Order of St. Lazarus, a confraternity of Christian faithful who profess their commitment to Jesus Christ.



In February 2024, she was recognized by FADICA, the leading Catholic philanthropic network of foundations and donors supporting Catholic activities and initiatives, with the Mary Magdalene Medal of Service, which recognizes someone who shares their time, talent and treasure with the Church. She was also the recipient of the Catholic Community Foundation's 2024 St. John Paul II Award, a prestigious honor presented

by the Archbishop and the foundation to an outstanding Catholic layperson who exhibits unwavering faith, inspirational generosity, and a deep commitment to the New Orleans community. In December, Mrs. Benson was also honored by the Catholic Near East Welfare Association (CNEWA), a papal agency for humanitarian and pastoral support, at their annual "Healing & Hope Gala" in New York City with its Faith & Culture Award, annually given to a prominent advocate for the presence of faith in culture.

Mrs. Benson began her professional career in 1968 as a manager for a noted New York-based jeweler. She was responsible for overseeing and managing the daily operation of over 40 sales associates. She then branched out into real estate development, which allowed her to successfully integrate her passion for interior design with property management. Her first real estate transaction occurred in 1978 when she purchased a home in New Orleans's Irish Channel and then sold the property eight months later after extensive restoration. She would go on to purchase, manage and eventually sell numerous properties, primarily in the city's Uptown district.

In 1975, Mrs. Benson began a 30-year design industry career where she achieved tremendous success. Throughout the course of her interior design career, she was recognized with numerous professional awards and served as an inaugural member on the Louisiana State Board of Licensing for Interior Designers for four years. She directed numerous major design efforts with her clients, including the Caesars Superdome (formerly Louisiana Superdome and Mercedes-Benz Superdome), several of the city's most prestigious hotels, local supermarket chains, automobile dealerships, yachts and many others.

In 2000, Mrs. Benson worked with the Superdome on renovations to the iconic New Orleans landmark's third and fourth level public spaces, in addition to renovations on select suites. She also owned and developed a commercial real estate building on the corner of Laura and Octavia Streets, a women's clothing private enterprise called "Toujours la Ligne" and a designer's showroom called "Designers Resource" which served as a wholesale location for designers and architects seeking to purchase fabric, wall coverings and accessories. The Men of Fashion Committee recognized Mrs. Benson as one of the "Ten Best Dressed Women in New Orleans" in 1983.

In addition to her ownership of the Pelicans and Saints, Mrs. Benson established GMB Racing Stables in 2014 with an initial purchase of seven colts and hiring three veteran trainers, all with Louisiana ties. In 2016, two of the thoroughbreds, Mo Tom and Tom's Ready, participated in the Kentucky Derby. Another thoroughbred, Lone Sailor, ran in the 2018 Kentucky Derby and Preakness. She owns Benson Farm in Paris, Ky., a 1,000-acre farm with nearly 50 horses. As part of her passion for horse racing, she is a member of the esteemed Jockey Club of New York. Mrs. Benson also serves as Owner of seven automotive dealerships (Best Chevrolet, Cadillac of New Orleans, Mercedes-Benz of New Orleans, Mercedes-Benz Van Center, Mercedes-Benz of South Mississippi, Porsche New Orleans, Volkswagen of Mississippi, Infiniti of South Mississippi), three premier collision centers across Mississippi and Louisiana, Benson Tower, Benson Capital Partners, Corporate Realty and is also a co-owner of the Hyatt Regency New Orleans.

Mrs. Benson was born in New Orleans and grew up in the Old Algiers section of the city. She began her education in Catholic schools and in 1966 graduated from Martin Behrman High School in Algiers. She received a Doctorate of Letters from Notre Dame Seminary in 2014. Serving as keynote speaker at their respective commencement ceremonies, Mrs. Benson has been awarded honorary degrees from University of Holy Cross (2015), Southern University of New Orleans (2021), Delgado Community College (2022) and an Honorary Doctor of Humane Letters from Loyola University New Orleans (2019).

Mr. and Mrs. Benson married on October 29, 2004 at the Immaculate Conception Memorial Chapel in San Antonio, Texas.

LEADERSHIP



TOM BENSON
OWNER/CHAIRMAN, IN MEMORIAM
1927-2018

In a career in business and professional sports that spanned over 70 years, Tom Benson was an endearing figure in his hometown of New Orleans as well as throughout the NBA and the NFL. Mr. Benson served as the owner of the New Orleans Pelicans since 2012 and the New Orleans Saints since 1985 until his death on March 15, 2018. He was survived by his wife Gayle.

In 2012 Mr. Benson purchased the Hornets franchise from the National Basketball Association, which was successfully rebranded as the Pelicans. The objectives in his ownership of the basketball team were the same as his stewardship of the Saints: to produce a team on-the-court that will compete for championships every year, while making a significant positive impact off-the-court in the community. Upon the ownership transfer, construction immediately started on a state-of-the-art basketball practice facility adjacent to the Saints practice fields, which now comprises the Ochsner Sports Performance Center, with the entire Pelicans organization being housed together for the first time in the franchise's history. Through agreements with the State of Louisiana upon the purchase of the Pelicans, the Smoothie King Center has undergone nearly a complete renovation since the 2012 purchase, featuring a new center-hung HD video scoreboard in 2015, along with several fan upgrades. On the court, after Mr. Benson inherited a team that finished with the worst record in the NBA's Western Conference in 2011-12, the Pelicans have built through a combination of the draft, free agent signings and trades to become a stable and successful organization.

LEADERSHIP

BENSON MILESTONES



1985: Ownership of the Saints officially transferred to Tom Benson on May 31 and he becomes managing general partner of the club.

1986: The Benson influence begins as the owner puts his management team in charge of the franchise, hiring Jim Finks as president/general manager and Jim Mora as head coach.

1987: The Saints post a then-franchise-best 12-3 record—including victories in the final nine contests—and make the playoffs for the first time.

1988: The Saints finish 10-6, posting a double-digit victory total again and achieving consecutive winning seasons for the first time.

1989: Mr. Benson appointed Chairman of the league's most influential group, the NFL Finance Committee, a position he kept for three separate stints, before most recently stepping down in 2013.

1990: After winning six of their last nine games, the Saints earn their second playoff appearance by finishing second in the NFC West.

1991: New Orleans clinched its first division championship with an 11-5 record and capture the NFC West.

1992: The Saints post a 12-4 record and host a playoff game for the second-straight year. Mr. Benson assumes sole ownership of the club.

1993: The Saints finish second in the NFC West, with the club recording its seventh-straight non-losing season.

1996: Marking a first for the organization, the coaches, players and staff are housed under one roof with the opening of the team's state-of-the-art facility in Metairie.

2000: New Orleans wins the NFC West with a 10-6 record. The Saints win their first playoff game, a 31-28 thriller over St. Louis in the Superdome.

2002: The city hosts its fourth Super Bowl during Mr. Benson's tenure as owner. Mr. Benson promotes Mickey Loomis to General Manager of Football Operations.

2003: Mr. Benson again appointed Chairman of the Finance Committee; Construction of new indoor practice facility and other improvements are finished before training camp, as the club holds camp in Metairie for the first time in franchise history.

2005: After Hurricane Katrina ravaged the Gulf South on the verge of the NFL's opening weekend, Benson was forced to move the club's entire operation. Under his leadership, the Saints were able to continue the season, including holding four games in Baton Rouge. The club established the Hurricane Katrina Relief Fund, raising over $1 million.

2006: The team returns to Louisiana, with Mr. Benson positioning the club as an emblem of the state's resolve and determination in rebuilding. The Saints—selling out on a season-ticket basis for the first time—win the NFC South title under the guidance of new head coach Sean Payton and the spark of free agent acquisition Drew Brees, finishing at 10-6. The victory total included a memorable, 23-3 win over Atlanta in the reopening of the Superdome. The team advanced to the NFC Championship for the first time in franchise history. Payton and Loomis were consensus choices for the NFL Coach of the Year and NFL Executive of the Year awards respectively.

2008: Mr. Benson purchases WVUE, making FOX-8 the only network-affiliated television station in the New Orleans market that is wholly locally owned. The Saints defeat the San Diego Chargers at London's Wembley Stadium, playing in their first regular season game outside the United States.

2009: In what Mr. Benson considers part of his legacy in Louisiana, the New Orleans native reaches an agreement with the state through 2025 that will create a new Sports Development District downtown, including a completely renovated Mercedes-Benz Superdome. The Benson family purchased and redeveloped two properties—each adjacent to the Superdome—an economic windfall for the region without any new taxes. New Orleans is selected by the NFL to host Super Bowl XLVII, to be played on February 3, 2013, with Mr. Benson serving as the city's

leading advocate in the campaign. It is the fifth time New Orleans will host the Super Bowl since he's owned the club. On the field, the Saints enjoy their most successful season in franchise history. New Orleans sets a club record for victories with a 13-3 regular season, capturing the NFC South title. The Saints then hosted the NFC Championship game for the first time and advance to their first Super Bowl with a 31-28 overtime victory over the Minnesota Vikings on January 24, 2010. New Orleans then defeated the Indianapolis Colts, 31-17, on February 7, 2010, in Super Bowl XLIV at Sun Life Stadium in South Florida to give the Saints their first-ever NFL title.

2010: Sparked by a six-game winning streak, the Saints finish 11-5 and qualify for the playoffs, making back-to-back postseason appearances for the first time since 1992.

2011: The Saints enjoy an eight-game winning streak to end the regular season and finish 13-3, capturing their second NFC South title in three seasons. The team sets the NFL single-season record for total net yardage, while Brees and RB Darren Sproles set the NFL's single-season passing yardage and all-purpose yardage records.

2012: Continuing his longstanding commitment to the Gulf South region and the City of New Orleans, Mr. Benson agrees to purchase the National Basketball Association's New Orleans Hornets. The Saints practice facility undergoes a multimillion dollar renovation and expansion, which will house both the NFL and NBA clubs under one roof. Brees sets an NFL record that stood since 1960, as he threw a touchdown pass in 54 consecutive games.

2013: The City of New Orleans hosts Super Bowl XLVII on February 3, the 10th time the Crescent City has hosted the league's championship game (tied for first with South Florida) and the fifth time during Mr. Benson's ownership tenure.
The Pelicans make their debut under the team's new namesake on Wednesday, Oct. 30 at Opening Night against the Indiana Pacers.

2014: New Orleans and the Pelicans host the 2014 NBA All-Star festivities from Feb. 14-16 for the second time in six years. For the first time in its history, the home of New Orleans' NBA team has naming rights as the New Orleans Arena becomes the Smoothie King Center as the locally-born company makes the ultimate commitment to the city.

2015: The Pelicans make the postseason for the first time under Mr. Benson's ownership. The team finishes the regular season 45-37, marking both the first winning season and playoff appearance since the 2010-11 season. The postseason run is the first under the new Pelicans identity.

2017: New Orleans hosts NBA All-Star Weekend for the second time under Mr. Benson's ownership, and the third time overall, making the Crescent City one of just six current NBA markets that have hosted the event three times. Pelicans forward Anthony Davis is named a starter for the Western Conference and earns MVP honors of the NBA All-Star Game, scoring an All-Star Game record 52 points. On July 26, the New Orleans Pelicans and Saints announce a multi-year agreement with Ochsner Health System to re-name the campus on Airline Drive the Ochsner Sports Performance Center. On Oct. 25, the Pelicans and Zatarain's announce a new integrated marketing partnership featuring the company's name, brand and logo on the team's uniforms beginning with the 2017-18 NBA season.

2018: The 2017-18 New Orleans Pelicans finish the regular season with 48 wins - the third most in franchise history - and make the playoffs for the second time since Mr. Benson's purchase. New Orleans secures a first round sweep of third-seeded Portland, advancing to the Western Conference Semifinals for just the third time in franchise history. In March, Mr. Benson passes away at the age of 90, and Mrs. Benson becomes Owner of the Pelicans, Saints and Mr. Benson's business enterprises.



2019: Mrs. Benson completes her first season as Owner of the Pelicans and the organization begins taking steps for the next chapter of professional basketball in the Crescent City. On April 17, Mrs. Benson names highly sought-after front office veteran David Griffin as the new Executive Vice President of Basketball Operations. Upon Griffin's appointment, the Pelicans also add renowned athletic trainer Aaron Nelson as Vice President of Player Care & Performance on May 8, Trajan Langdon as General Manager on May 19, and WNBA-veteran Swin Cash as Vice President of Basketball Operations and Team Development on June 10, making her one of the highest ranking female executives in the NBA. On May 14, New Orleans defies the odds, and, with just a six-percent chance, wins the 2019 NBA Draft Lottery, leading to the franchise selecting Duke's Zion Williamson with the first overall pick in the 2019 NBA Draft on June 20. In July, Griffin and his front office staff execute the trade of All-Star forward Anthony Davis to the Los Angeles Lakers that nets the Pelicans a historic number of young players, draftees and future draft picks, radically re-shaping the roster ahead of the 2019-20 season. During the off-season, the Pelicans' practice facility at the Ochsner Sports Performance Center undergoes a multi-

million dollar renovation, which includes a completely re-envisioned weight room, medical facilities and team locker room.
2020: Mrs. Benson formed the Gayle Benson Community Assistance Fund, starting with a personal $1 million donation in response to the COVID-19 pandemic. In addition to her donation, a significant amount of additional money has been raised through her encouragement and the commitment of the local business community, with the donations being disbursed through the Greater New Orleans Foundation with an emphasis on individuals working in the restaurant, service and gig industries who have been severely impacted by the pandemic. In addition, Mrs. Benson created the New Orleans Pelicans and Saints Social Justice Leadership Alliance. An internal action team, the Social Justice Leadership Alliance is guided by the direction and advice of Pelicans and Saints players. The Alliance was created to listen and learn, create programming and develop action items to impact positive social justice change. The primary areas in which the Social Justice Leadership Alliance will focus include education and civic engagement, justice system, police and economic reform.



2021: Following an extensive search led by Mrs. Benson, Griffin, and Langdon, Willie Green was introduced as the eighth head coach of the New Orleans Pelicans. After a 12-year career as a player, Green served five seasons as an NBA assistant coach with Phoenix and Golden State from 2016-21.

On and off the court, the Pelicans, under Mrs. Benson's leadership, respond to Hurricane Ida, which battered the Louisiana Coast on August 29. Starting with a $1 million donation to the Pelicans and Saints Gulf Coast Renewal Fund, over $5 million would be raised to support deserving nonprofits supporting relief and rebuilding efforts on the Gulf Coast.

2022: The Pelicans earned their first playoff berth since 2018 despite a 1-12 start to the season to earn the ninth seed and reach the postseason Play-In Tournament. The Pelicans defeated San Antonio and the LA Clippers to clinch a First Round matchup against the Phoenix Suns, in which they pushed the one-seed to six games.

In a presentation held at the Ochsner Sports Performance Center, Mrs. Benson received the New Orleans Times-Picayune Loving Cup Award for 2021, which annually has been awarded to New Orleanians whose philanthropic efforts and community involvement soar above and beyond. Mrs. Benson was recognized for her leadership in a community that was adversely affected by both the COVID-19 Pandemic and Hurricane Ida in 2021. Mrs. Benson and the Saints and Pelicans franchise stepped up to support the region with a combination of financial support of local nonprofits, volunteerism and providing inspiration and example to a community in need.

With the leadership of Mrs. Benson as honorary chair, the tenth annual Moonlight & Miracles gala at the Caesars Superdome raised over 1.8 million dollars to directly benefit patients and programs of the Ochsner Cancer Institute patients and programs at comprehensive cancer centers located throughout New Orleans, Baton Rouge and the Northshore.

Mrs. Benson received the Southeast Louisiana Council's Boy Scouts Distinguished Citizen Award for 2022 at the World War II Museum Freedom Pavilion in front of several Saints executives and players. Mr. Benson was previously a recipient in 1986.

2023: The Pelicans finished the 2022-23 campaign with a 42-40 overall record, the team's best record since 2017-18. The club finished the regular season ranked sixth in defensive rating (112.0) and ranked 10th in net rating (1.9) despite a slew of injuries to stars Zion Williamson and Brandon Ingram. The Pelicans finished ninth in the Western Conference and fell to Oklahoma City in the Play-In Tournament.

2024: After years of planning by Mrs. Benson and her executive leadership team, the Ochsner Sports Performance Center began a transformation, by adding state-of-the-art dining facilities and redesigning the club's weight room.

LEADERSHIP



DENNIS LAUSCHA
PRESIDENT

Dennis Lauscha has served as President of the New Orleans Pelicans and New Orleans Saints since 2012. He oversees all business operations for both franchises, including finance and strategy, government and community affairs, legal, marketing and corporate partnerships, ticket and premium sales, venue operations, human resources, business intelligence and information technology. He represents the Pelicans at NBA Board of Governors meetings and the Saints at NFL owners' meetings.

A New Orleans native, Lauscha joined the Saints as Treasurer in 1998. After beginning his career as a CPA with a global accounting firm, he advanced through a series of senior leadership positions, including Vice President, Senior Vice President and Executive Vice President, before becoming President. For more than 25 years, his financial background, collaborative leadership and long-term perspective have made him a central figure in the organizations' most important business, facility and civic initiatives.

Following the 2012 acquisition of the NBA franchise, then known as the New Orleans Hornets, Lauscha helped guide its transition to the Pelicans and has led its business operations. He has worked with state and local leaders on agreements supporting improvements to Smoothie King Center and the Pelicans' practice facility, including enhanced fan amenities and technology. He was also a key member of the efforts that brought NBA All-Star to New Orleans in 2014 and 2017.

Lauscha has played a leading role in the Saints' and Pelicans' longstanding public-private partnerships with the State of Louisiana and the Louisiana Stadium and Exposition District. In 2009, he helped negotiate an agreement that extended the Saints' lease and supported the redevelopment of the former New Orleans Centre into Champions Square and the former Dominion Tower into Benson Tower. He later helped lead the five-year, $560 million transformation of the Caesars Superdome, completed before the 2024 season. Funded by the Saints, LSED and the State, the project modernized the nearly 50-year-old stadium while preserving its iconic exterior and positioned the building to host major events for decades to come.

He also oversaw expansions and renovations of the clubs' Airline Drive campus, including construction of the Pelicans' basketball practice facility and enhancements to the teams' shared administrative offices. In 2017, he helped secure the naming-rights agreement that established the Ochsner Sports Performance Center.

Lauscha has remained closely involved in efforts to attract the nation's premier sporting events to New Orleans. He helped secure Super Bowls XLVII and LIX, the 2014 and 2017 NBA All-Star Games, and multiple NCAA Final Four events. New Orleans hosted Super Bowl LIX at the Caesars Superdome in February 2025 following completion of the stadium's transformation.
In addition to his team responsibilities, Lauscha holds senior leadership roles across Mrs. Gayle Benson's broader business portfolio, including automotive dealerships and collision centers, commercial real estate, private equity and venture investments, and GMB Racing.

Lauscha is chairman of the Audubon Nature Institute Board and vice chair of the Loyola University New Orleans Board of Trustees. He also serves on the boards of Ochsner Health, Tulane University, the Greater New Orleans Foundation and the Pro Bono Publico Foundation. He is a member of the University of Alabama President's Cabinet and the Business Council of New Orleans & the River Region.

His prior civic service includes leadership and board roles with the Preservation Resource Center, Boy Scouts of America, National World War II Museum and New Orleans Museum of Art, as well as Super Bowl and NBA All-Star host committees and multiple NFL and NBA advisory groups.

Lauscha's civic and professional contributions were recognized with his induction into the Greater New Orleans Sports Foundation Hall of Fame in 2025. He was named a 2024 Pillar of Scouting, Jesuit High School's Alumnus of the Year in 2022, a Junior Achievement Greater New Orleans Laureate in 2019 and Loyola University's College of Business Alumnus of the Year in 2010. He also received the Allstate Sugar Bowl Chapter of the National Football Foundation's Distinguished American Award in 2014 and delivered the University of New Orleans commencement address in 2015.

LEADERSHIP

Lauscha graduated from Jesuit High School and earned a bachelor's degree in business from the University of Alabama and an MBA from Loyola University New Orleans. He also completed the National Football League Managers Program at Stanford University's Graduate School of Business.

LEADERSHIP



GREG BENSEL

SENIOR VICE PRESIDENT OF COMMUNICATIONS, BROADCASTING, COMMUNITY AND GOVERNMENT RELATIONS

With responsibilities that include overseeing the club's communications, broadcasting, video production, digital and social media, community relations, youth development and governmental relations departments, Greg Bensel enters his 15th season with the Pelicans. In addition, Bensel serves in the same role for the New Orleans Saints, as well for the Gayle Benson Team of Businesses, where he provides support in communications, community efforts, governmental and strategic counsel. These businesses include The Gayle Benson Team of Dealerships, Corporate Realty and Benson Capital Partners.

Bensel also oversees and manages Benson's horse racing operation, GMB Racing, a multi-million-dollar business established in 2014. Three of GMB Racing's horses – Tom's Ready, Mo Tom and Lone Sailor – have competed in the Kentucky Derby. GMB Racing currently has nearly 50 horses at Benson Farm in Paris, Ky., with Bensel assisting in the management and planning of the breeding for the current Benson Farm broodmare band.

Bensel was promoted to vice president of communications for the Saints in 2006 after serving as director of media & public relations for nine seasons. He became Senior Vice President of Communications for both clubs in 2012 after Tom Benson's purchase of the city's NBA franchise.

In his current role with the Pelicans and Saints, Bensel is responsible for the development and execution of communications strategies for the teams and Benson enterprises, as well as their digital, social and broadcast platforms along with the multi-faceted community relations and youth sports development programs. Bensel has aligned these groups to maximize their effectiveness both internally and externally, while continuing to spearhead the implementation of key new initiatives to increase their brand awareness. He is also responsible for managing the government relations strategy and policies on behalf of both clubs and all of Mrs. Benson's enterprises.

Bensel has worked on the NFL public relations staffs for three Super Bowls. Prior to joining the Saints, Bensel was director of media relations for the Super Bowl XXXI Host Committee and the Greater New Orleans Sports Foundation. He has also served on the media committee for the NCAA Men's Final Four, the SEC Men's Basketball Tournament and the Sugar Bowl.

A New Orleans native who graduated from Jesuit High School and Tulane University, Bensel started his professional sports career as a media relations administrator for the PGA of America, where he served on the public relations staffs for the 1991 PGA Championship, the 1991 Senior PGA Championship and the 1991 Ryder Cup.

LEADERSHIP



DAVID CHAIX
SENIOR VICE PRESIDENT/CHIEF FINANCIAL OFFICER

David Chaix, Jr. C.P.A., enters his second year as Senior Vice President/CFO for the New Orleans Pelicans and New Orleans Saints. In his role, Chaix oversees the financial management of both clubs, leading the strategic planning, budgeting, financial reporting, payroll, capital projects, and tax and audit processes.

Chaix also serves as the primary financial liaison with the Louisiana Stadium and Exposition District, which is responsible for the maintenance, management and enhancement of the playing facilities of the Pelicans and Saints. In addition to working with the LSED for multiple renovations and enhancements of the home stadium and home court of the teams, he has also played a critical role in the expansion of the Ochsner Sports Performance Center, helping provide state of the art playing and practice facilities.

Prior to joining the executive leadership team this year, Chaix served five years as Vice President/Head of Team Accounting. In his previous role, he oversaw all financial and accounting operations of the teams, including managing the team's budget, treasury, financial reporting, payroll, and compliance functions.

A New Orleans native and long-time Saints season ticket holder prior to joining the organization, Chaix attended Brother Martin High School and earned B.S. degrees in Accounting and Business from the University of New Orleans. Chaix joined the organization in January 2020 after a 14-year stint at Ernst & Young, where he served as a Managing Director in the assurance practice.

Chaix is currently a member of the U.S. Finance Executive Group, the Power Miler Track Club, previously completing the Boston Marathon three in under three hours, and also serves as a Corporate Board Member for the Louisiana Children's Museum and previously for the Boys and Girls Club of Southeast Louisiana.

He and his wife, Chasity, have three children.

LEADERSHIP



BEN HALES
SENIOR VICE PRESIDENT/COO

Serving as Senior Vice President/COO for GMB Management, LLC, Ben Hales oversees the business intelligence, content production, marketing, merchandising, and operational efforts for the New Orleans Pelicans, New Orleans Saints, and for the Gayle Benson Team of Businesses, ensuring all business operations align with Mrs. Benson's vision across all enterprises. Hales, who enters his 15th season with the Pelicans and 27th with the Saints, spent seven years as the Saints Vice President of Marketing and Business Development (2006-12) and six as Senior Vice President of Marketing and Business Development (2012-17) for both the Pelicans and Saints.

On a daily basis with the teams, Hales directs the clubs' marketing, creative and business intelligence efforts, as well as their game and event presentation. He is intricately involved in both clubs' critical planning of short-term and long-range marketing and operations efforts. Hales' duties also entail the playing facility operations at the Smoothie King Center and Caesars Superdome, promotions, advertising and special events.

During the 2012-13 NBA season, the Hornets franchise announced that they would re-brand following the season and become the New Orleans Pelicans. Hales was instrumental in the re-branding efforts from start to finish, helping to first conceptualize the look to represent the Pelicans namesake and leading the planning for the official announcement in January of 2013.

Hales joined the Saints in 2000 as a corporate sales account executive. In 2001, he was promoted to corporate sales and broadcasting manager before becoming a director the following year, assuming the responsibilities of business and marketing operations.

Prior to joining the Saints, Hales worked in television advertising. In addition to his community efforts on behalf of the Pelicans and Saints, Hales serves on the Super Bowl Bid Executive Committee, the Catholic Community Foundation, GNO, Inc. and the Metropolitan Crime Commission. Hales has also served on the Super Bowl XLVII Host Committee Executive Committee, NBA All-Star Host Committee, NCAA Final Four Committee and as a member of the New Orleans City Park Board of Commissioners.

In 2013, Hales was honored as a Young Leadership Council (YLC) Role Model and was named as one of The Gambit's 40 under 40 in 2012.

A New Orleans native and longtime Saints terrace and plaza level season ticketholder before joining the club, Hales earned a degree in English from the University of Mississippi in 1996.

LEADERSHIP



ED LANG
SENIOR FINANCIAL ADVISOR TO GAYLE BENSON

Ed Lang is in his second year as Senior Financial Advisor to Gayle Benson after serving 14 years as Senior Vice President/Chief Financial Officer for the Saints, Pelicans and GMB Management. In his new role, Lang leads the strategic coordination of Mrs. Benson's financial, investment, tax, and legacy planning initiatives. His key responsibilities include overseeing a diverse portfolio of investments—including real estate, private equity, and venture capital—to managing complex financial operations across her family of businesses and associated entities such as the Gayle Benson Automotive Team, GMB Properties, Benson Capital Partners and the Gayle and Tom Benson Charitable Foundation.

Entering his 16th season with the Benson organization, Lang was named Senior Vice President/Chief Financial Officer for the Saints and Pelicans in 2012. Lang oversaw the financial operations, as well as information technology, facilities and grounds departments for both clubs. He also served as a financial liaison with the Louisiana Stadium and Exposition District, which is responsible for the maintenance, management and enhancement of the playing facilities of the Saints and Pelicans. In addition to working with the LSED for multiple renovations and enhancements of the home venues for the teams since 2012, Lang has also supervised several expansions of the Ochsner Sports Performance Center, helping provide state of the art playing and practice facilities.

The Cincinnati, Ohio native first came to New Orleans in 2011, following 13 years with the National Hockey League's Nashville Predators in several different leadership capacities. For his last three years with the club, he served as the team's President of Business Operations after the successful sale of the team to a new ownership group. Lang, who was with the franchise at its inception, began as the organization's Vice President/CFO and was named Executive Vice President of Finance and Administration/CFO in 2005.

Instrumental in assisting the club's founder Craig Leipold in securing the expansion franchise that became the Predators in 1997, Lang was one of the club's first employees, playing an important role in creating the organization's structure and establishing its business operations. He was in charge of all aspects of the Predators operations outside of hockey, including Bridgestone Arena operations and development of the club's long-term plans and goals. He was responsible for the franchise's business operations, which included ticket operations and sales, sponsorship sales, broadcasting, marketing, communications and development, administration and finances.

Prior to joining the Predators organization, Lang worked for S.C. Johnson and Son in Racine, Wisconsin for 12 years. He served in a variety of business and financial capacities, including venture manager for the office of the chairman, financial support manager for North America professional markets, and financial project manager, corporate financial analysis.

In 2006, Lang was elected to the board of directors for Johnson Outdoors, a leader in the outdoor recreation market. The company designs, manufactures and markets a portfolio of winning, consumer-preferred brands across four categories: fishing, diving, watercraft, and outdoor equipment.

Lang has served on numerous civic and nonprofit boards in both New Orleans and Middle Tennessee. In New Orleans, he previously served as a board member of the Louisiana Children's Museum, on the Loyola University New Orleans School of Business Visiting Committee, and as a board member of the Southeast Louisiana Boy Scouts of America. Prior to moving to New Orleans, Lang was active in the Middle Tennessee community, serving as Chairman of Nashville's Adventure Science Center from 2008 to 2010 and on the boards of the Nashville Convention and Visitors Bureau, Nashville Downtown Partnership, Make-A-Wish Foundation of Middle Tennessee, and Nashville Predators Foundation.

A 1985 Indiana University graduate with a B.S. in finance, Lang received his MBA from Marquette University in 1992. He is an outdoor enthusiast and has competed in numerous triathlons, marathons and cycling events. He also enjoys skiing and mountain climbing.

LEADERSHIP



VICKY NEUMEYER
SENIOR VICE PRESIDENT/GENERAL COUNSEL

Vicky Neumeyer was named Senior Vice President/General Counsel of the New Orleans Pelicans, in addition to serving in the same position for the New Orleans Saints, in 2012, overseeing all legal aspects of both teams.

Providing comprehensive legal consultation and services to the two clubs' executive staff and assuring compliance in all of the organizations' business endeavors, Neumeyer has been a key member of the Saints front office since joining the club in 2000 and was promoted to Vice President/General Counsel in 2006.

Her responsibilities include drafting key documents - including leases, sponsorship agreements and broadcast contracts - identifying and analyzing legal issues and presenting comprehensive recommendations. In 2020, Neumeyer took on added duties as the team's Infection Control Officer, with the club's priority being to keep players, coaches, staff and fans safe through the COVID-19 pandemic, which spanned two seasons.

A member of the Louisiana and federal bar associations, Neumeyer spent over five years as an in-house corporate litigation attorney for Exxon prior to joining the Saints. Previously, she served as a judicial clerk for the Supreme Court of Louisiana and was in private practice as a consultant to major corporate clients and law firms.

Neumeyer possesses extensive experience in Sports Law, including antitrust, labor and organizational matters. She also has a comprehensive background in CAD engineering, software development firm drafting, negotiating contracts worldwide, copyrighting and in handling legal business issues.

In 2004, Neumeyer was selected by the Saints to attend the Stanford Business School's Executive Education NFL-Stanford Program for Managers, an educational program and honor known league-wide as an important training ground for promising executives. She has also been invited to speak at several venues, including Harvard Law School, The Sports Lawyer's Association annual conferences, American Bar Association programs, Tulane Law School, and Loyola University New Orleans Law School. She sits on the boards of The NOCCA Foundation, the INFINITY Science Center, the Arizona State University Sports Law Program as well as the Sports Lawyers' Association.

After completing her undergraduate work Summa Cum Laude at the University of Wisconsin, Neumeyer earned a Master of Science Degree in Audiology at the school. She graduated with honors from Loyola University New Orleans Law School and attained a Master of Law with Distinction with a dual emphasis in Intellectual Property Law and Sports Law from Tulane School of Law.



GREG ROUCHELL
SENIOR VICE PRESIDENT OF HUMAN RESOURCES

Greg Rouchell is the Senior Vice President of Human Resources for the New Orleans Pelicans and New Orleans Saints. Rouchell oversees all aspects of human resources for both teams, including policies, employee relations, benefits, talent acquisition and retention, as well as equity and social impact efforts. In addition to his human resources responsibilities for both clubs, Rouchell also serves as in-house corporate counsel for Gayle Benson's entire business portfolio, including the Pelicans and Saints, Benson Automotive Group, Corporate Realty and Benson Capital Partners.

Prior to joining the organization, Rouchell practiced law at Adams and Reese LLP for nearly 19 years and served as outside legal counsel for both the Pelicans and Saints for over a decade. While at the firm, Rouchell served as the Labor & Employment Team Leader and was consistently recognized by Best Lawyers in America® for Commercial Litigation.

Rouchell earned his B.S. in Accounting from Louisiana State University in 2000 and subsequently graduated near the top of his class in 2003 from Loyola University New Orleans College of Law.

LEADERSHIP



MICHAEL STANFIELD
SR. VICE PRESIDENT OF SALES

As Senior Vice President of Sales of the New Orleans Pelicans and New Orleans Saints, Michael Stanfield is a key member of the front office for both clubs. The long-time sports administrative executive is responsible for overseeing all revenue generation for both the Pelicans and Saints.

Entering his 15th season with the Pelicans and 27th with the Saints, Stanfield is responsible for all of both clubs' sales efforts: overseeing season ticket sales, group tickets, floor seats and corporate partnerships, developing sales executives, supervising leases for the Smoothie King Center and Caesars Superdome luxury suites, as well as managing food and beverage on gamedays for both teams. Stanfield also oversees the clubs' high standards for customer service and retention.

Since taking over leadership of the Pelicans' ticket sales and merchandising efforts, the organization has seen an increase in season-ticket sales and merchandise sales that were the second-biggest growth in the NBA. In 2022-23, the Pelicans broke team records for group ticket sales. Stanfield has overseen a successful launch of ticket sales and corporate sponsorship for the Birmingham Squadron, the Pelicans' G League affiliate that made its debut in 2021.

Under Stanfield's direction, the Saints have surpassed the majority of the club's ticket sales milestones, including selling out on a season-ticket basis for the first time in 2006 – a feat that has reached 19-straight seasons. Additionally, the club has leased every Caesars Superdome suite since the beginning of the 2008 campaign. In 2021, 12 field level suites, sold out by Stanfield's staff, made a successful debut. Stanfield also supervises the ticket, suite sales and box office personnel on a daily basis, in addition to serving as the food and beverage service liaison.

Since Stanfield's arrival in 2000, the Saints have sold out every contest in New Orleans but one. Prior to the 2006 season, an innovative season-ticket marketing program fueled the rise of filling the stadium on a season-ticket basis. Fans on all economic levels were reached in an effort to retain existing accounts while cultivating new ones.

In his tenure with the Saints and Pelicans, Stanfield and his staff have provided elite service and value to all team partners and staff. They have maintained top performance across both leagues in all key categories while continuously developing top-tier sales personnel. Both clubs have also embraced numerous innovative practices, including AI-driven strategies, to enhance sales and drive growth.

In 2018 and 2019, the Saints were ranked first in Overall Gameday Satisfaction by the league, based on the NFL's Observation Program and third-party Expert Review Audits of all 32 clubs across eight categories. Under his leadership, the Saints have consistently ranked in the top eight in the NFL's customer service rankings. In 2020 and 2021, Stanfield empowered his staff to respond to the challenges of providing the safest and most pleasurable fan experience possible during the COVID-19 pandemic. In the annual league audits, the Saints have ranked among league leaders in categories such as safety, security and mobile ticketing based on recent successful adjustments. The Pelicans continuously rank among the top of the NBA in season ticket holder satisfaction in league-commissioned surveys, due in large part to the group's emphasis on culture and team spirit. Stanfield's sales groups serve as a training ground for developing and producing successful salespeople throughout the world of sports.

While making fan experience a top priority, Stanfield has also been deeply involved in the extension and expansion of the already sizable corporate sponsorship base for both clubs, providing platforms for companies across the Gulf South and beyond to use the Pelicans to further their own business objectives. In recent years, Stanfield has directed the extension of long-term agreements with numerous valued partners like Caesars Entertainment, Cox Communications, Entergy and Verizon, as well as the expansion of the Ochsner Health System partnership to include naming rights for the Ochsner Sports Performance Center. In 2021, Stanfield and his staff finalized a ground-breaking 20-year naming rights deal for the Saints' iconic stadium with Caesars Entertainment.

A graduate of St. Leo (Fla.) University, Stanfield started his career in sports in 1988, working in minor league soccer, minor league hockey, minor league baseball, the MLB and the NBA. Stanfield served as the assistant general manager of the Clinton (Iowa), Class A minor league baseball team and attained impressive sales results. Before joining the Saints, Stanfield gained valuable sales experience with several major sports organizations, including the Florida Marlins, New York Yankees, Miami Heat, and Detroit Tigers.

LEADERSHIP

Stanfield has also completed Stanford Business School's Executive Education NFL-Stanford Program for Managers, an educational program and honor known league-wide as an important training ground for promising executives. He currently serves on the People's Health Champion Selection Committee and on the advisory board for Archbishop Chapelle High School. Previously, he served as a member of the Super Bowl XLVII Host Committee and the Executive Host Committee for the 2014 and 2017 NBA All-Star Games. A sports industry public speaker, Stanfield has given presentations at many national events. He is also an active speaker at numerous youth foundations and professional groups both nationally and throughout the Gulf South.

A native of Warren, N.J., Stanfield was honored in 2025 with an induction into the Watchung Hills Regional High School Hall of Fame. During his time at the school, he excelled as a multi-sport athlete, earning varsity letters in both football and baseball. His contributions on the field and his lasting impact on the school's athletic program solidified his place among its most distinguished alumni.

Stanfield and his wife Stacey, have one daughter, Olivia, a junior at the University of Alabama.

BASKETBALL OPERATIONS



BASKETBALL OPERATIONS



JOE DUMARS
EXECUTIVE VICE PRESIDENT OF BASKETBALL OPERATIONS

Joe Dumars enters his second season as Executive Vice President of Basketball Operations for the New Orleans Pelicans after being named to the role on April 16, 2025. Dumars oversees all aspects of the organization's basketball operations, including personnel decisions, scouting, player acquisitions and team transactions.

Dumars joins the Pelicans after most recently serving as Executive Vice President, Head of Basketball Operations for the National Basketball Association, overseeing all Basketball Operations matters, including the enforcement of playing rules and interpretations, conduct and discipline, and policies and procedures relating to the operation of games.

Prior to joining the league office in May 2022, Dumars worked three seasons with the Sacramento Kings, the last two as Chief Strategy Officer. In this role, he helped drive strategy across the organization's entire portfolio of activities, including business, basketball, new ventures, entertainment and real estate.

Dumars previously served 15 seasons as a basketball executive with the Detroit Pistons (1999-2014), including the final 14 as President of Basketball Operations. With Dumars overseeing player personnel decisions, the Pistons won an NBA championship in 2004, made six consecutive appearances in the Eastern Conference Finals and recorded at least 50 victories in seven straight seasons. He was named NBA Basketball Executive of the Year for the 2002-03 season.

Dumars joined the Pistons' front office after a decorated 14-year playing career in the NBA, all with Detroit, which selected him in the first round of the 1985 NBA Draft. A six-time NBA All-Star selection, three-time All-NBA Team honoree and five-time NBA All-Defensive Team member, Dumars helped the Pistons win back-to-back championships in 1989 and 1990 and was named MVP of the 1989 Finals. In international competition, Dumars won a gold medal with USA Basketball at the 1994 FIBA Basketball World Cup. He was inducted into the Naismith Memorial Basketball Hall of Fame in 2006.

The NBA Sportsmanship Award is named for Dumars, with the Joe Dumars Trophy presented annually to the NBA player who best represents the ideals of sportsmanship on the court. Dumars was the inaugural winner of the NBA Sportsmanship Award and also received the J. Walter Kennedy Citizenship Award for his outstanding service and dedication to the community.

In addition to his success as an NBA player and executive, Dumars served as President of the Basketball Division for Independent Sports & Entertainment, an integrated sports, media, entertainment and management company, from 2017-19. He also founded the automotive supply company Detroit Technologies Inc. and Joe Dumars Fieldhouse, an indoor sports and entertainment complex with two locations in the Detroit area.

A native of Natchitoches, Louisiana, Dumars holds a bachelor's degree in business management from McNeese State University, where he was a four-time selection to the All-Southland Conference First Team. Dumars is a member of the National Collegiate Basketball Hall of Fame.

DUMARS' EXECUTIVE CAREER

Year	Title
2000-14	President of Basketball Operations – Detroit Pistons
2019-22	Special Advisor to the General Manager – Sacramento Kings
2022-25	Executive Vice President of Basketball Operations – NBA League Office
2025-Present	Executive Vice President of Basketball Operations – New Orleans Pelicans

BASKETBALL OPERATIONS



TROY WEAVER
SENIOR VICE PRESIDENT OF BASKETBALL OPERATIONS

Troy Weaver enters his second season as Senior Vice President of Basketball Operations with the Pelicans, joining the organization after spending the 2024-25 season with the Washington Wizards as Senior Advisor.

Prior to his time in Washington, Weaver served four seasons as General Manager of the Detroit Pistons from 2020-2024, overseeing all of the organization's basketball operations.

Weaver started his tenure in Detroit at the beginning of the 2020-21 season, completely overhauling the roster and building one of the strongest collections of young talent in the NBA. In his first draft, he selected a key building block with the first-round pick of Isaiah Stewart. The Pistons won the NBA Draft Lottery in 2021 and with the No. 1 selection, the club selected Oklahoma State's Cade Cunningham. Equally positioned to add more talent to the roster in the 2022 NBA Draft, Weaver selected Purdue guard Jaden Ivey with the No. 5 pick and executed another key draft day trade to select Memphis big-man Jalen Duren at No. 13. In the 2023 NBA Draft, Weaver added another strong draft class in Ausar Thompson (5th overall pick in the 2023 NBA Draft) and guard Marcus Sasser (25th overall pick in the 2023 NBA Draft).

Prior to his time in Detroit, Weaver was a critical part of the Oklahoma City Thunder's success for more than a decade, spending 12 seasons with OKC, including his last three-plus seasons as the club's Vice President of Basketball Operations. Previously, he served eight seasons as Vice President/Assistant General Manager with responsibilities that included coordinating player-personnel matters, NBA Draft preparation, free agency planning and summer league roster construction.

Weaver joined the Thunder in May 2008 and was tasked with helping to develop the roster and assist in day-to-day basketball operations for the organization. During his time in OKC, the Thunder recorded a 578-434 (.571) regular season record and made 10 postseason appearances, including four trips to the Western Conference Finals and a trip to the 2012 NBA Finals. The Thunder recorded above-.500 records in 11 of the 12 seasons Weaver spent in their front office, recorded 45-plus wins in 10 straight seasons (2009-19) and finished 44-28 in the COVID-19- altered 2019-20 NBA season. Despite losing superstars James Harden (2012), Kevin Durant (2016), Paul George (2019) and Russell Westbrook (2019), Weaver and the Thunder front office made moves to retool its roster and remain competitive. They were able to acquire veteran point guard Chris Paul in the Westbrook deal and Shai Gilgeous-Alexander, who had a breakout 2019-20 season, as part of the George trade from the Clippers. The Thunder were also able to load up on future first-round draft picks as parts of those, and other, deals.

A seasoned NBA front office veteran, Weaver's NBA career began with the Utah Jazz where he was Head Scout from 2004-07. He was then promoted to Director of Player Personnel for the Jazz and held that position from 2007-08 before joining the Thunder.

Prior to joining the Jazz, Weaver spent four seasons (2000-04) as an assistant coach at Syracuse University. The Orangemen won the 2003 NCAA National Championship led by freshman Carmelo Anthony, who was recruited by Weaver. He also served as a collegiate assistant coach at Pittsburgh (1996-99) and New Mexico (1999-00). As a head coach on the AAU circuit, Weaver compiled an 85-17 record and guided the DC Assault to the 1996 AAU Tournament of Champions.

Weaver, a Washington, DC native, graduated from Prince George's Community College (MD) in 1991, where he played one season of basketball and also attended Bowie State University. He and his wife, Angela, have three children: Taylor, Troy Jr., and Thomas.

BASKETBALL OPERATIONS



ADAM BARNES
ASSISTANT GENERAL MANAGER

Adam Barnes enters his eighth season with the Pelicans, his second as Assistant General Manager. Barnes joined the Pelicans as the basketball operations department's Chief of Staff in 2019 before being promoted to Director of College Scouting and GM of the Birmingham Squadron in 2023.

Prior to joining the Pelicans, Barnes was a member of the Cleveland Cavaliers front office, serving as a basketball operations assistant during the 2016-17 season before being elevated to basketball operations coordinator from 2017-19.

A native of Clarksville, Tenn., Barnes holds bachelors and master's degrees in accounting from Belmont University. While at Belmont, Barnes was a four-year letter-winner for the men's basketball team, appearing in 111 career games, and helping the Bruins capture four consecutive regular season conference championships from 2010-13, and three consecutive conference tournament championships and NCAA Tournament appearances from 2011-13.



AMANDA GREEN
EXECUTIVE DIRECTOR OF STRATEGY AND ANALYTICS

Amanda Green enters her first season with the New Orleans Pelicans as Executive Director of Basketball Operations: Strategy and Analytics.

Prior to joining the Pelicans, Green served one year as Associate General Counsel for Vanderbilt University, where she primarily provided legal assistance to support the strategic and operational needs of Vanderbilt Athletics, utilizing nearly two decades of legal and strategic experience with some of the most successful and cohesive organizations in professional sports.

Green spent eleven seasons with the Oklahoma City Thunder where she served four seasons as Vice President/Team Counsel & Strategic Alignment, where she led the basketball operations legal department while assisting with the team's strategic planning, execution and compliance.

Green came to Oklahoma City after working as an associate at Proskauer Rose LLP, where she also served as a summer associate prior to graduating from law school. She began her professional legal career as an Intellectual Property Associate with the NBA after graduating with her Juris Doctor from Georgetown University Law Center in 2010.

The New York native also holds a Bachelor of Science in Economics with a Market & Management certificate from Duke University, where she served as Manager for the men's basketball team from 2002-06, assuming the title of Head Manager in her senior year. After graduating from Duke, Green worked one season as a Basketball Operations Intern with the San Antonio Spurs, where she provided analytical and logistical support to the front office, including future Thunder general manager Sam Presti, during the 2006-07 championship season.

Green has one daughter, Cori Harper Louise.

BASKETBALL OPERATIONS



JASON HERVEY
DIRECTOR OF PLAYER PERSONNEL

Jason Hervey enters his second season with the New Orleans Pelicans as Director of Player Personnel, bringing more than 20 years of NBA experience across a variety of front office and player personnel roles.

Hervey most recently served as the Portland Trail Blazers' advance scout for four seasons (2021-25). Hervey joined the Trail Blazers after spending two seasons as a quality control coach for the Minnesota Timberwolves from 2019-21. Prior to that, Hervey was the advance scout for the Phoenix Suns from 2016-19 and a personnel scout with the Timberwolves from 2014-16. Hervey began his NBA career with the Detroit Pistons as a video coordinator from 2005-09 before joining the Washington Wizards for three seasons as the head video coordinator and advance scout from 2009-12. He returned to Detroit as the director of player development from 2012-14.

A native of Lapeer, Michigan, Hervey graduated from Defiance College with a Bachelor of Science degree in health and physical education/fitness and played on the basketball and football teams. He attended graduate school at Michigan State.

BASKETBALL OPERATIONS



JAMAHL MOSLEY
HEAD COACH

Jamahl Mosley was named Head Coach of the New Orleans Pelicans on May 18, 2026, becoming the tenth head coach in franchise history. Mosley most recently spent five seasons (2021-26) as head coach of the Orlando Magic.

During his tenure in Orlando, Mosley led the team to three consecutive playoff appearances (2023-26). He compiled a career NBA regular season record of 189-221 (.461) and a 7-12 (.368) playoff record as a head coach.

Mosley joined the Magic after seven seasons (2014-21) as an assistant coach with the Dallas Mavericks under Rick Carlisle, where he helped guide the team to four NBA playoff appearances. He also served as head coach of the Mavericks' Summer League team from 2017-19.

Prior to his time in Dallas, Mosley spent four seasons (2010-14) as an assistant coach with the Cleveland Cavaliers. Before that, he spent five seasons (2005-10) with the Denver Nuggets, beginning in player development and advance scouting before being promoted to assistant coach for his final three seasons (2007-10).

A four-year letterman at the University of Colorado (1997–2001), Mosley is one of 33 players in program history to score more than 1,000 points. Following his collegiate career, he played four seasons professionally overseas, including two years with the Victoria Titans (Australia), one season with Baloncesto León (Spain), and one season in Korea.

Mosley has also been actively involved with USA Basketball. He was named head coach of the USA Basketball Men's Select Team in both 2023 and 2024, working with the Men's National Team ahead of the 2023 FIBA World Cup and the Olympic Games Paris 2024. He previously served as an assistant coach for the Select Team in 2021 and at the 2018 USA Basketball Men's National Team mini-camp. Additionally, Mosley has participated in Basketball Without Borders camps in Africa on multiple occasions.

A native of Milwaukee, Wisconsin, Mosley and his wife, Kristina, have three children: Jemma, C.J., and Chance.

MOSLEY AS AN NBA HEAD COACH

REGULAR SEASON

Year	Team	W	L	Pct.
2021-22	Orlando	22	60	.268
2022-23	Orlando	34	48	.415
2023-24	Orlando	47	35	.573
2024-25	Orlando	41	41	.500
2025-26	Orlando	45	37	.549
Totals		**189**	**221**	**.461**

PLAYOFFS

Year	Team	W	L	Pct.
2023-24	Orlando	3	4	.429
2024-25	Orlando	1	4	.200
2025-26	Orlando	3	4	.429
Totals		**7**	**12**	**.368**

BASKETBALL OPERATIONS



BRET BRIELMAIER
ASSISTANT COACH

Bret Brielmaier joins the New Orleans Pelicans coaching staff after five seasons as an assistant coach with the Orlando Magic.

Brielmaier joined the Magic after spending the 2020-21 campaign as head coach of the Long Island Nets of the NBA G League.

Prior to Long Island, Brielmaier spent four seasons (2016-20) as an assistant coach with the Brooklyn Nets. He spent the previous three seasons (2013-16) in the same capacity with the Cleveland Cavaliers and was a member of the coaching staff of the 2016 NBA Champions.

Brielmaier began his coaching career in San Antonio, spending four seasons (2009-13) with the Spurs. He started as a player development assistant, before becoming the team's video coordinator for his final three seasons (2010-13).

A native of Mankato, MN, Brielmaier played collegiately at the University of Arizona, under the direction of Hall of Fame head coach Lute Olsen. He was a member of four NCAA Tournament teams before earning his first coaching job as an undergraduate assistant coach under Arizona interim head coach Russ Pennell during the 2008-09 season.

Brielmaier also served as an assistant coach for the Germany Men's National Team during the 2023 FIBA Basketball World Cup, which captured the tournament's championship, as well as the Olympic Games Paris 2024. Brielmaier and his wife, Kristina, have a son, Brooks, and two daughters, Elle and Lilia.



DALE OSBOURNE
ASSISTANT COACH

Dale Osbourne joins the New Orleans Pelicans coaching staff after five seasons as an assistant coach with the Orlando Magic.

Osbourne joined the Magic coaching staff in 2021 after spending nine seasons (2012-21) as an assistant coach with Portland Trail Blazers.

Prior to his time in Portland, Osbourne spent parts of three seasons as an assistant coach with the Tulsa 66ers, the Oklahoma City Thunder's NBA Development League team, before being promoted to head coach in December 2011. There he caught the eye of USA Basketball, who selected him as an assistant coach for the 2011 Pan American Games. The United States would medal there for the first time since 1999.

Osbourne has also been an assistant coach with the D-League's Utah Flash and Austin Toros, in addition to coaching tenures in the WNBA, CBA and USBL. In seven years as an assistant coach at the University of South Alabama, Osbourne helped guide his alma mater to a pair of Sun Belt Conference titles.

BASKETBALL OPERATIONS



GOD SHAMMGOD
ASSISTANT COACH

God Shammgod enters his first season as an assistant coach with the New Orleans Pelicans. Prior to joining the Pelicans staff, Shammgod spent one season with the Orlando Magic as an assistant coach.

Shammgod spent the previous nine seasons (2016-25) as a player development coach for Dallas. In that role, he helped Mavericks players develop their basketball skills through various on-court drills, served as an assistant coach on both sides of the ball and helped with the draft process. Shammgod worked closely with many players during his tenure, such as Harrison Barnes, Jalen Brunson, Luka Doncic, Kyrie Irving and Kristaps Porzingis. Prior to joining Dallas, Shammgod spent three seasons (2012-15) as a player development coach at Providence College.

Originally selected in the second round (45th overall) of the 1997 NBA Draft by Washington, Shammgod appeared in 20 games for the Wizards during the 1997-98 campaign, before playing professionally in other leagues, both domestically and overseas. His international playing experience included time in Poland, China, Saudi Arabia, Kuwait and Croatia. Shammgod earned league MVP honors twice while playing in China.

A native of New York, Shammgod played in 65 career games two seasons (1995-97) at Providence College, averaging 10.3 points, 6.6 assists, 2.0 rebounds. and 2.0 steals in 32.5 minutes per game. During his freshman season (1995-96), he set the Big East freshman assist record and was named to the 1995-96 Big East All-Rookie Team. As a sophomore (1996-97), Shammgod led the Friars to the Elite Eight during the 1997 NCAA Tournament, where they lost to eventual NCAA champion Arizona in overtime, and was named to the NCAA Tournament All-Southeast Region Team. He led the nation in total assists with 239.



RANDY GREGORY
ASSISTANT COACH

Randy Gregory enters his first season with the Pelicans as an assistant coach after spending the previous six seasons with the Orlando Magic.

Gregory joined the Magic in 2019 as an assistant video coordinator, a position he held for two seasons (2019-21). He then transitioned to a player development role, serving as assistant offensive coordinator for three seasons (2021-24), before his promotion to assistant coach (2024-26). Gregory also served as an assistant coach for the Germany Men's National Team during 2025 EuroBasket, where they won the gold medal.

Prior to his time in Orlando, Gregory spent four years (2015-19) with the University of Kentucky as a student manager for the men's basketball team under Hall of Fame Coach John Calipari. During this time, he collaborated with the coaching staff and assisted in the development of 14 players who went on to play in the NBA. The Wildcats went to the Elite Eight of the NCAA Tournament twice and the Sweet Sixteen once during his tenure.

Gregory also served as an assistant coach for the Team Melo AAU Program in Baltimore, Maryland, coaching 14u and 15u EYBL teams, before heading to college.

Gregory's passion for coaching was inspired by his father, Randy Jr., a respected coach who was diagnosed with ALS in 2011. His father coached for CCBC Catonsville for 20 years, 16 of those serving as the head coach, until the disease caused him to take a step back from the game. He continues to honor his father's legacy through his work in basketball, combining his technical expertise with a deep-rooted love for the game and the people.

BASKETBALL OPERATIONS



MIKE HOPKINS
ASSISTANT COACH

Mike Hopkins enters his second season with the Pelicans as an assistant coach.

Prior to coming to New Orleans, Hopkins served as an assistant coach for the Phoenix Suns. He brings with him more than three accomplished decades in college basketball, highlighted by an NCAA Championship as an assistant coach at Syracuse University in 2003.

Prior to joining Phoenix's staff, Hopkins spent seven seasons (2017-24) as the men's basketball head coach at the University of Washington, twice earning Pac-12 Coach of the Year honors and guiding the Huskies to the Pac-12 regular season title in the 2018-19 season.

A four-year player at Syracuse, Hopkins returned to his alma mater in 1995 as an assistant coach on the staff of Hall of Fame head coach Jim Boeheim. During his 22 seasons as an assistant at Syracuse, Hopkins helped the Orange to the 2003 title and four Final Four appearances, including in 2016 when he served as interim head coach for a portion of the season.

Hopkins has served as a court coach for multiple USA Basketball teams and worked closely with the coaching staff for the USA men's national teams that won gold medals at the 2012 and 2016 Summer Olympic Games.



GREG MONROE
ASSISTANT COACH

Greg Monroe returns to the Pelicans organization for his third season, his second as assistant coach.

Drafted seventh overall in the 2010 NBA Draft, Monroe played 10 NBA seasons with Detroit, Milwaukee, Boston, Toronto, Philadelphia, Minnesota, Washington, and Utah in which he averaged 13.0 points, 8.2 rebounds, and 2.1 assists in 646 games.

Prior to his professional career, Monroe played two collegiate seasons at Georgetown University in which he averaged 14.5 points, 8.2 rebounds, and 3.2 assists en route to Big East Rookie of the Year, Big East All-Rookie team, and CBSSports.com NCAA Freshman All-American first team honors as a freshman (2009) in addition to All-Big East first team and NCAA All-America third team honors as a sophomore (2010).

The New Orleans native was named a McDonald's All-American and earned Parade All-America first team honors in his senior season (2008) at Helen Cox High School.



WILL BYNUM
ASSISTANT COACH

Will Bynum enters his first season with the Pelicans as an assistant coach after spending the previous season with the Birmingham Squadron.

Bynum played eight NBA seasons with Golden State, Detorit and Washington, in which he averaged 8.1 points, 3.3 assists and 1.6 rebounds in 360 regular season games.

Prior to his professional career, Bynum played four collegiate seasons for the University of Arizona and Georgia Tech University, averaging 9.4 points, 2.1 rebound,s and 2.1 assists in 101 games.

BASKETBALL OPERATIONS



MARC CHASANOFF
SENIOR DIRECTOR OF CAP & FINANCE

Marc Chasanoff enters his 17th season with the New Orleans Pelicans, his third as Senior Director of Cap & Finance. Previously, Chasanoff has served as a Basketball Operations Assistant, Assistant Video Coordinator, Pro Scout, Coordinator of Pro Player Personnel, Director of Pro Player Personnel and, most recently, Senior Director of Basketball Operations.

Prior to coming to New Orleans, Chasanoff worked as a Basketball Operations Intern with the Charlotte Bobcats.

Chasanoff, a Bradenton, Fla. native, went to Flagler College and received a degree in Sports Management and Business Administration.



JON MOUL
SENIOR DIRECTOR OF CAP AND STRATEGY

Jon Moul enters his third season with the New Orleans Pelicans Basketball Operations department as Senior Director of Cap and Strategy.

Moul joins the Pelicans after spending seven seasons with the Charlotte Hornets in various basketball operations roles, most recently as director of basketball strategy & legal affairs.

A native of Houston, Moul graduated from the University of Texas before earning his Juris Doctor from Southern Methodist University's Dedman School of Law.



DR. STEPHEN ALLI
DIRECTOR OF BASKETBALL ADMINISTRATION

Dr. Stephen Alli enters his second season with the New Orleans Pelicans, his first as Director of Basketball Administration. In his role, Alli oversees the day-to-day administration of basketball operations departments, working closely across executive leadership, business operations, and external stakeholders to support team operations.

Prior to joining the Pelicans, Alli served as Director of Professional Development at the University of Florida, where he led initiatives focused on football student-athlete growth, career readiness, and alumni engagement. His professional experience also includes positions with the NFL Players Association, Clemson Athletics, the Philadelphia 76ers, and Sacramento Republic FC, where he developed and implemented athlete development programs across multiple sports, as well as managed various aspects of team operations.

A native of Canada, Alli played wide receiver at the University of Florida from 2009 to 2013. He holds a Ph.D. in Counseling with a specialization in Athlete Development, along with graduate degrees in mental health counseling, education, and business management from the University of Florida.

BASKETBALL OPERATIONS



THOMAS SCOTT
LAKETOWN SQUADRON GENERAL MANAGER

Thomas Scott enters his first year with the New Orleans Pelicans organization as General Manager of the Laketown Squadron, the Pelicans' NBA G League affiliate.

Prior to joining the Pelicans, Scott served as Director of Basketball Operations for the BIG3, overseeing a variety of league and team operations. Concurrently, he spent four seasons (2020-24) as an assistant coach with NBA G League Ignite, helping develop some of basketball's top young prospects.

Scott brings extensive experience across both the NBA and the NBA G League. He began his NBA career as an assistant video coordinator with the New Orleans Hornets from 2006-10 before serving as a player development coach with the Cleveland Cavaliers from 2010-13. He then spent two seasons (2014-16) as an assistant player development coach with the Los Angeles Lakers.

Over the course of his career, Scott has accumulated eight years of NBA G League coaching experience, including stops with the Erie BayHawks, Cleveland Charge, South Bay Lakers, Mexico City Capitanes, and NBA G League Ignite. His experience includes player development, basketball operations, coaching, and talent evaluation at multiple levels of professional basketball.

A native of Los Angeles, California, Scott attended Xavier University of Louisiana. He and his wife, Kristen, have two kids: Kenzi and Karsyn.



DAVID COSGRAVE
VICE PRESIDENT OF HEALTH & PERFORMANCE

David Cosgrave enters his first season with the Pelicans as Vice President of Health and Performance. In this role, Cosgrave will oversee all aspects of health, sports medicine, and performance, working closely with basketball operations leadership to optimize player availability, enhance performance infrastructure, and support the organization's long-term competitive objectives.

Cosgrave brings more than two decades of experience across elite professional sports in the U.S. and Europe, with a track record of leading high-performance systems in the English Premier League, UEFA competition, and Major League Soccer.

Most recently, Cosgrave served as Senior Director of Sports Medicine & High Performance at Orlando City SC. He led both strategic and operational delivery across performance and medical services, integrating analytics, sports science, and clinical care to drive elite outcomes. Under his leadership, the club achieved player availability rates of 94% in 2022 and 97% in 2023, alongside a 100% return-to-play rate following injury and surgery. Orlando City won the 2022 Lamar Hunt U.S. Open Cup, reached multiple MLS Playoffs, and qualified for the CONCACAF Champions Cup.

He spent over 12 years in the Premier League, contributing across performance environments at Tottenham Hotspur, Liverpool FC, Stoke City, and Fulham FC. He later played a key role at FC Copenhagen during a highly successful period, contributing to six Danish titles and multiple deep UEFA competition runs between 2014 and 2021.

Cosgrave has also held senior roles with Right to Dream, which was named the World's Best Academy at the 2025 Globe Soccer Awards, highlighting its global leadership in talent development and holistic performance environments.

A native of Dublin, Ireland, Cosgrave and his wife, Janne, have two daughters, Valentina and Savannah.

BASKETBALL OPERATIONS



JOE SHARPE
HEAD ATHLETIC TRAINER

Joe Sharpe enters his first season with the New Orleans Pelicans as Head Athletic Trainer.

The Bedford, VA, native brings over two decades of NBA experience to the organization. Sharpe most recently spent six seasons (2018-24) with the Charlotte Hornets as the Director of Healthcare and Sports Performance.

Prior to joining the Hornets, Sharpe spent ten seasons with the Oklahoma City Thunder (2008-18), serving as the senior athletic trainer and spending four seasons (2004-08) as head athletic trainer for the Charlotte Bobcats. Sharpe entered the NBA in 2002, serving as the head strength and conditioning coach/assistant athletic trainer with the Minnesota Timberwolves for two seasons, which included the team's Midwest Division title and run to the Western Conference Finals. Sharpe was the head basketball athletic trainer at the University of Connecticut from 1993-2002, which included the Huskies 1999 NCAA Championship season.

Sharpe has been an active participant with the USA Basketball program dating back to 2002. During the summers of 2012 and 2016, Sharpe won a gold medal while serving as athletic trainer for the men's USA Basketball Olympic team. He won gold while serving as an athletic trainer for the men's USA Basketball teams at the 2010 FIBA World Championship and 2014 FIBA World Cup. His involvement with USAB also includes serving at the Under-18, Under-19, and University World Games.

Sharpe has served as chairman of the National Basketball Athletic Trainers' Association and is a certified member of the National Athletic Trainers' Association. He is also a certified performance enhancement specialist (PES) and corrective exercise specialist (CES) with the National Academy of Sports Medicine, a Select Functional Movement Assessment (SFMA) Level 1 and Functional Movement Screen (FMS) Level 1 with Functional Movement Systems, and a Level 1 Medical Specialist with the Titleist Performance Institute. He has pursued advanced training in dry needling, manual therapy, acupressure and acupuncture.

In 2007, Sharpe participated in the NBA's Basketball Without Borders camp held in Johannesburg, South Africa. Sharpe also regularly speaks to young athletes about performance and health, as well as student groups interested in pursuing careers in sports medicine.

Sharpe developed an interest in athletic healthcare as a three-sport athlete at Liberty High School. He attended Old Dominion University, where he received a Bachelor of Education with emphasis in Sports Medicine, and a Masters of Education with emphasis in Athletic Training.

BASKETBALL OPERATIONS



KURT JOSEPH
DIRECTOR OF STRENGTH & CONDITIONING

Kurt Joseph enters his first season as Director of Strength and Conditioning for the New Orleans Pelicans.

Prior to joining the Pelicans, Joseph spent five seasons as Director of Men's Basketball Strength & Conditioning at the University of Nebraska. In that role, he oversaw the year-round training for the Husker basketball team.

Joseph was one of six presenters at the Performance-4 Clinic in San Antonio in April of 2025, speaking to over 100 collegiate coaches, brand partners and NBA personnel in conjunction with the men's Final Four. The conference highlights best practices in the sports performance field, as all six presenters are among the nation's finest in their respective fields.

Joseph joined the Husker program after spending two-plus seasons as an assistant strength coach with the Minnesota Timberwolves. In that role, he assisted with the development and implementation of the strength and conditioning program for the NBA franchise.

Before joining the Timberwolves, Joseph was the Head Strength & Conditioning Coach of the Iowa Wolves, Minnesota's NBA G League affiliate. In that role, he developed and implemented strength & conditioning programs.

Joseph also worked as a weight room assistant with the New York Knicks, where his duties consisted of aiding in team practice, implementing the strength and conditioning program, implementing all prehab and corrective exercise protocols as directed. He also worked as a strength coach intern for the Brooklyn Nets in 2012.

He began his career as a strength coach volunteer at Long Island University Brooklyn while working on his master's degree. In his tenure at LIU Brooklyn, he facilitated all strength and conditioning workouts for the men's basketball team and developed and implemented strength and conditioning programs for the volleyball, men's and women's soccer programs.

A native of Brooklyn, N.Y., Joseph attended LIU Brooklyn, where he was a member of the men's basketball team and helped the school make consecutive NCAA Tournament appearances. Joseph's 2010-11 LIU Blackbirds were inducted into the school's Hall of Fame in 2024, as that team went 27-6 and won the Northeast Conference regular-season and tournament titles. Joseph received his Bachelor's in Sport Science and his Master's in Exercise Science in 2013.

BASKETBALL OPERATIONS

BASKETBALL OPERATIONS STAFF



Ashley Amoss
Sr. Manager of Basketball Operations



Amy Atmore
Director of Rehabilitation



Tsianna Barnwell
Physical Therapist



David Best
Team Security



Vijay Blackmon
Assistant Strength Coach



Adrian Booker
Laketown Squadron Associate General Manager



Jason Brown
Director of Travel & Logistics



Anthony Bynum
Executive Director of Team Security



Dr. Lana Chambliss
Behavioral Health Clinician



Brandon Demas
Laketown Squadron Head Coach



DaVonte Fitzgerald
Player Development & Video Coordinator



Dan Fitzpatrick
Special Assistant to Head Coach



Brendan Gallagher
Equipment Associate



Dr. Andrew Gottschalk
Team Internal Medicine Doctor



Cori Gray
Team Security Officer



Chris Hereford
Assistant Equipment Manager



Greg Lederer
Basketball Analyst



Peggy McCranie
Basketball Operations Receptionist



Adam Mendelson
Head Equipment Manager/ Facilities Manager



AJ Meyer
Director of Analytics



Dr. Scott Montgomery
Team Orthopedic Surgeon



Sean O'Brien
Head Video Coordinator/ Special Situation Coach



Teniya Page
Director of Player Services & Team Development



Kristen Perfetto
Coaches Chief of Staff



Elena Randolph
Manager of Player & Family Services

BASKETBALL OPERATIONS



Chico Robinson
Director of Team Security



Jake Robinson
Basketball Operations Manager



Ingrid Saballos
Massage Therapist



Evelyn Shuler
Nutritionist



Davis Smith
Basketball Operations Manager



Gabe Snider
Assistant Video Coordinator



Matt Taberner
Director of Innovation, Science & Reconditioning



Matthew Thompson
Basketball Operations Assistant



Pete Youngman
Assistant Athletic Trainer

PLAYERS



PLAYERS | ROSTER

2026-27 ROSTER


41 SADDIQ
BEY


0 JEREMIAH
FEARS


14 AJ
JOHNSON


2 HERB
JONES


6 DeANDRE
JORDAN


24 BENNEDICT
MATHURIN


17 KARLO
MATKOVIĆ


11 BRYCE
McGOWENS


21 YVES
MISSI


25 TREY
MURPHY III


5 DEJOUNTE
MURRAY


3 JORDAN
POOLE


22 DERIK
QUEEN


9 TRENDON
WATFORD


1 ZION
WILLIAMSON

TWO-WAY PLAYERS


8 MALIK
DIA


10 JARON
PIERRE JR.


13 JULIAN
REESE

2026-27 ROSTER

No	Player	Pos	Ht	Wt	Birthdate	Prior to NBA/Country	NBA Exp.
41	Saddiq Bey	F	6-8	240	4/9/1999	Villanova/USA	5
8	Malik Dia*	F/C	6-9	256	2/4/2004	Mississippi/USA	R
0	Jeremiah Fears	G	6-4	188	10/14/2006	Oklahoma/USA	1
14	AJ Johnson	G	6-5	175	12/1/2004	Illawarra Hawks/USA	2
2	Herb Jones	G/F	6-7	210	10/6/1998	Alabama/USA	5
6	DeAndre Jordan	C	6-11	280	7/21/1988	Texas A&M/USA	18
24	Bennedict Mathurin	G/F	6-6	222	6/19/2002	Arizona/Canada	4
17	Karlo Matković	F/C	6-11	255	3/30/2001	Cedevita Olimpija/Croatia	2
11	Bryce McGowens	G	6-6	202	11/8/2002	Nebraska/USA	4
21	Yves Missi	C	6-11	236	5/14/2004	Baylor/Cameroon	2
25	Trey Murphy III	F	6-9	220	6/18/2000	Virginia/USA	5
5	Dejounte Murray	G	6-5	188	9/19/1996	Washington/USA	9
10	Jaron Pierre Jr.*	G	6-6	206	7/12/2002	Southern Methodist/USA	R
3	Jordan Poole	G	6-4	200	6/19/1999	Michigan/USA	7
22	Derik Queen	F/C	6-10	255	12/27/2004	Maryland/USA	1
13	Julian Reese*	F	6-9	230	6/30/2003	Maryland/USA	1
9	Trendon Watford	F	6-8	244	11/9/2000	Louisiana State/USA	5
1	Zion Williamson	F	6-6	277	7/6/2000	Duke/USA	6

*Two-Way Player

Head Coach: Jamahl Mosley (Colorado)
Assistant Coaches: Bret Brielmaier (Arizona), Dale Osbourne (South Alabama), God Shammgod (Providence), Randy Gregory (Kentucky), Mike Hopkins (Syracuse), Greg Monroe (Georgetown), Will Bynum (Georgia Tech)
Vice President of Health & Performance: David Cosgrave (AECC)
Head Athletic Trainer: Joe Sharpe (Old Dominion)

2026-27 NUMERICAL ROSTER

0 Jeremiah Fears
1 Zion Williamson
2 Herb Jones
3 Jordan Poole
5 Dejounte Murray
6 DeAndre Jordan
8 Malik Dia*
9 Trendon Watford
10 Jaron Pierre Jr.*
11 Bryce McGowens
13 Julian Reese*
14 AJ Johnson
17 Karlo Matković
21 Yves Missi
22 Derik Queen
24 Bennedict Mathurin
25 Trey Murphy III
41 Saddiq Bey

* Two-Way Player



#41

SADDIQ BEY

FORWARD

EXPERIENCE	**5**
HEIGHT/WEIGHT	**6' 8" / 240**
BIRTHDATE	**APRIL 9, 1999**
BIRTHPLACE	**CHARLOTTE, NC**
COLLEGE	**VILLANOVA**
HIGH SCHOOL	**SIDWELL FRIENDS SCHOOL** (Washington DC)

CAREER HIGHS

PTS	51	ORL 3/17/22
FGM	17	ORL 3/17/22
FGA	27	ORL 3/17/22
3FGM	10	ORL 3/17/22
3FGA	15	MIA 5/16/21
FTM	12	@SAS 12/26/21
FTA	15	TOR 1/28/24
OREB	7	TOR 1/28/24
DREB	14	@ CHI 10/23/21
TREB	17	SAS 1/1/22
ASTS	8	MIN 2/3/22
STLS	5	CHA 10/25/23
BLKS	2	(Twice)
MINS	47	SAS 1/1/22

Transactions: Drafted 19th overall by the Brooklyn Nets in the 2020 NBA Draft...Acquired by Detroit in a three-team trade with Brooklyn and the LA Clippers on 11/19/2020...Acquired by Atlanta on 2/9/2023, from Detroit in a four-team trade with Golden State, Detroit, and Portland...Signed by Washington on 7/12/2024... As part of a three-team trade, New Orleans acquired Saddiq Bey, Jordan Poole and the draft rights to Micah Peavy from Washington in exchange for CJ McCollum, Kelly Olynyk and a future second round pick. Additionally, New Orleans traded the draft rights of Mojave King to the Houston Rockets.

2025-26 (New Orleans): Appeared in 72 games (64 starts) for New Orleans, averaging career highs of 17.7 points and 2.5 assists to go along with 5.6 rebounds and 0.9 steals in 31.2 minutes per game while shooting .451 from the floor, .367 from three-point range and .841 from the free throw line...On 11/22 vs. ATL, recorded his first double-double of the season with 18 points, 11 rebounds, five assists and one steal...Posted double-doubles in each of the next two games, finishing with 20 points and 13 rebounds on 11/24 vs. CHI and 18 points and 10 rebounds on 11/26 vs. MEM...The three consecutive double-doubles marked the longest streak of his career...On 11/30 at LAL, recorded his fourth double-double of the season with 22 points and 11 rebounds while shooting 9-of-13 (.692) from the floor and 3-of-4 (.750) from three-point range...On 12/18 vs. HOU, scored 29 points on 11-of-18 (.611) shooting from the floor, 3-of-5 (.600) from three-point range and a perfect 4-of-4 from the free throw line...He added nine rebounds, one assist and two steals in 34 minutes of play...On 12/29 vs. NYK, posted 26 points, six rebounds, six assists and two steals in 37 minutes of action...Scored a career-high 23 points in the first quarter, tied for the second-most points in a quarter in franchise history...On 1/23 at MEM, led New Orleans with 36 points on 13-of-20 (.650) shooting from the floor, 6-of-9 (.667) from three-point range and a perfect 4-of-4 from the free throw line...He added four rebounds, four assists and one steal in 32 minutes of play...On 1/31 at PHI, scored a team-high 34 points on 12-of-19 (.632) shooting from the floor, 4-of-7 (.571) from three-point range and a perfect 6-of-6 from the free throw line...He added six rebounds and three assists in 32 minutes of action...On 2/6 at MIN, led the Pelicans with 30 points, nine rebounds, five assists and one steal in 34 minutes of play...On 2/26 at UTA, scored a season-high 42 points on 14-of-20 (.700) shooting from the floor, 5-of-9 (.556) from three-point range and a perfect 9-of-9 from the free throw line...He added five rebounds and seven assists in 34 minutes of action...The performance marked the second 40-point game of his career...On 3/18 vs. LAC, led the way with 25 points, five rebounds, four assists and two steals while shooting 10-of-21 (.476) from the floor, including 5-of-10 (.500) from three-point range...On 4/5 vs. ORL, scored a team-high 32 points and added six rebounds in 39 minutes of play.

Professional: Has appeared in 364 games (287 starts) over five NBA seasons with New Orleans, Atlanta and Detroit, averaging 14.8 points, 5.3 rebounds, 2.0 assists and 0.9 steals in 30.4 minutes per game while shooting .418 from the floor, .355 from three-point range and .842 from the free throw line...Named to the 2020-21 NBA All-Rookie First Team...Has appeared in six postseason games, averaging 7.5 points, 4.0 rebounds and 1.0 assist in 22.2 minutes per contest.

2024-25 (Washington): Missed the entire 2024-25 season due to a torn ACL sustained on 3/10/24.

2023-24 (Atlanta): Appeared in 63 games (51 starts), posting averages of 13.7 points, 6.5 rebounds, and 1.5 assists per game... Totaled 10 plus points in 51 games and 20 plus points in seven games...Recorded eight double-doubles on the season, and posted five-plus rebounds in 46 games...Recorded his 4000th career point on 2/25 at Orlando, becoming fifth player from the 2020 NBA Draft to pour in 4,000 career points, joining Anthony Edwards, Tyrese Maxey, Desmond Bane, and Tyrese Haliburton...Buried his 600th career three-pointer at Indiana on 1/5...Grabbed a career-high seven offensive rebounds on 1/28 vs. Toronto, to go along with season-highs of 26 points and 13 rebounds, while only committing one turnover in 41 minutes of play.

2022-23 (Detroit/Atlanta): Appeared in 77 games (37 starts) with Detroit and Atlanta, averaging 13.8 points, 4.7 rebounds and 1.5 assists in 27.6 minutes per game...Shot .422 from the field, .361 from three-point range and .861 from the free throw line, with his field goal and free throw percentages marking career highs...Appeared in 25 games (seven starts) with Atlanta, averaging 11.6 points, 4.8 rebounds and 1.4 assists in 25.2 minutes while shooting .470 from the field, .400 from three-point range and .862 from the free throw line...Scored in double figures 56 times, including 16 games with 20-plus points...On 12/28 vs. ORL, made a season-high six three-pointers...On 1/1 vs. SAS, converted the game-winning shot to secure a 117-116 victory...On 1/4 at GSW, connected on a game-winning, buzzer-beating three-pointer to secure a 122-119 victory... On 1/11 vs. MIN, scored a season-high 31 points...On 2/28 vs. WAS, made his 500th career three-pointer in his 209th game, becoming the 10th-fastest player in NBA history to reach the milestone, and recorded his 3,000th career point...On 3/21 vs. DET, posted 14 points and 11 rebounds off the bench in his first game against his former team.

2021-22 (Detroit): Appeared in a team-high 82 games (all starts), averaging career highs of 16.1 points, 5.4 rebounds, 2.8 assists and 33.0 minutes per game...Scored in double figures 60 times, including 30 games with 20-plus points, six with 30-plus points and one with 50-plus points...Was one of two NBA players, along with Mikal Bridges, to start all 82 games and became the ninth player in Pistons history to start every game in a season since 2000...Set a Pistons single-season record with 211 three-pointers, becoming the first player in franchise history to make 200-plus threes in a season...On 11/5 vs. BKN, tied his career high with four steals...On 1/1 vs. SAS, recorded career highs of 17 rebounds and 47 minutes while adding 21 points...On 2/3 vs. MIN, distributed a career-high eight assists...Was selected to participate in the 2022 Clorox Rising Stars at NBA All-Star Weekend as a member of Team Isiah...On 3/17 at ORL, scored a career-high 51 points and made 10 three-pointers, tying Joe Dumars' franchise record for three-pointers in a game...At 22 years and 342 days old, became the youngest player in Pistons history to score 50-plus points.

2020-21 (Detroit): Appeared in a team-high 70 games (53 starts), averaging 12.2 points, 4.5 rebounds, 1.4 assists and 0.7 steals in 27.3 minutes per game...Was named to the NBA All-Rookie First Team...Scored in double figures 48 times, including 11 games with 20-plus points and one with 30-plus points...Recorded three double-doubles...Among NBA rookies, ranked fourth in scoring, seventh in rebounding, fifth in field goal percentage, fifth in three-point percentage and second in free throw percentage... Made 175 three-pointers, setting a Pistons rookie record and tying for the fourth-most by a player in a season in franchise history... Set NBA rookie single-season records with 21 games of four-plus three-pointers and 13 games of five-plus three-pointers...On 2/12 at BOS, recorded then-career highs of 30 points and 12 rebounds while shooting 10-of-12 (.833) from the field and a perfect 7-of-7 from three-point range...Became the first rookie in NBA history to make seven three-pointers without a miss and the fourth to record

at least 30 points, 12 rebounds and seven three-pointers in a game... On 2/14 vs. NOP, distributed a career-high six assists...Was named Eastern Conference Player of the Week for games played through 2/14 after averaging 17.8 points, 5.5 rebounds, 2.0 assists and 0.8 steals while leading Detroit to a 3-1 record...Became the second Pistons rookie to earn the award, joining Kelly Tripucka...On 4/11 at LAC, recorded a career-high four steals...On 4/19 vs. CLE, made six three-pointers in the first quarter, the most in a quarter by a Pistons rookie...Was named to the 2021 USA Basketball Select Team and was later promoted to the senior team for exhibition games leading up to the Tokyo Olympics.

Playoffs: Appeared in all six of Atlanta's first round contests against the No. 2-seeded Boston Celtics in the 2023 Eastern Conference Playoffs, averaging 7.5 points, 4.0 rebounds and 1.0 assist in 22.0 minutes while shooting .375 from the floor, .389 from three-point range and .889 from the free-throw line...In the Hawks' Game 3 victory over the Celtics on 4/21, notched 15 points on 5-out-of-7 (.714) shooting from the field, in addition to a perfect 3-out-of-3 mark from the three-point line and 2-out-of-2 from the charity stripe, eight rebounds and two assists in 27 minutes off the bench... Became the first Hawks bench player since at least the 1985-86 season to finish a playoff game with at least 15 points while shooting .700 from the field, 1.000 from the three-point line and 1.000 from the free-throw line.

Play-In Tournament: Saw action in 33 minutes in Atlanta's 2023 NBA Play-In Tournament win over Miami on 4/11, advancing the club to the NBA Playoffs as the No. 7 seed in the Eastern Conference...Tallied 17 points, six rebounds and one block in the Hawks 116-105 win...Due to a torn left ACL, missed Atlanta's 2024 NBA Play-In Tournament game at Chicago.

College (Villanova): Attended Villanova from 2018-20, appearing in 67 games (60 starts) and posting averages of 11.9 points, 4.9 rebounds and 1.8 assists per game...In 2019-20, averaged 16.1 points and 4.7 rebounds per contest in 31 regular season appearances, earning a unanimous first team All-BIG EAST selection and was one of 15 players on the national ballot for the John R. Wooden Award...In 2018-19, was named to the BIG EAST All-Freshman team after averaging 8.2 points, 5.1 rebounds over 29.6 minutes per game while starting in 29 games and connecting on .374 of his attempts from beyond the three-point arc.

Personal: Is the son of Drewana Bey, PhD, an instructional superintendent of secondary schools in the Washington, D.C. public system, who played collegiate basketball at the University of North Carolina – Charlotte...Was born in Charlotte, North Carolina but grew up in Largo, Maryland...Attended the same Washington, D.C., high school (Sidwell Friends) as former Villanova and current NBA guard Josh Hart.

NBA REGULAR SEASON STATS

SEASON	TM	G	GS	MP	FG	FGA	FG%	3P	3PA	3P%	FT	FTA	FT%	ORB	DRB	TRB	AST	STL	BLK	TOV	PF	PTS	PPG	RPG	APG
2020-21	DET	70	53	1909	279	691	0.404	175	460	0.38	124	147	0.844	43	275	318	95	52	14	60	110	857	12.2	4.5	1.4
2021-22	DET	82	82	2704	450	1136	0.396	211	610	0.346	210	254	0.827	107	334	441	233	73	16	96	128	1321	16.1	5.4	2.8
2022-23	TOT	77	37	2129	353	836	0.422	151	418	0.361	205	238	0.861	98	264	362	118	70	13	71	123	1062	13.8	4.7	1.5
2022-23	DET	52	30	1500	245	606	0.404	101	293	0.345	180	209	0.861	59	183	242	84	50	12	54	86	771	14.8	4.7	1.6
2022-23	ATL	25	7	629	108	230	0.47	50	125	0.4	25	29	0.862	39	81	120	34	20	1	17	37	291	11.6	4.8	1.4
2023-24	ATL	63	51	2062	290	697	0.416	113	358	0.316	170	203	0.837	167	244	411	92	51	11	54	88	863	13.7	6.5	1.5
2025-26	NOP	72	64	2246	436	967	.451	151	412	.367	248	295	.841	121	279	400	182	68	7	68	95	1271	17.7	5.6	2.5
CAREER		**364**	**287**	**11050**	**1808**	**4327**	**.418**	**801**	**2258**	**.355**	**957**	**1137**	**.842**	**536**	**1396**	**1932**	**720**	**314**	**61**	**349**	**544**	**5374**	**14.8**	**5.3**	**2.0**

NBA POSTSEASON STATS

SEASON	TM	G	GS	MP	FG	FGA	FG%	3P	3PA	3P%	FT	FTA	FT%	ORB	DRB	TRB	AST	STL	BLK	TOV	PF	PTS	PPG	RPG	APG
2022-23	ATL	6	0	133	15	40	0.375	7	18	0.389	8	9	0.889	7	17	24	6	3	0	2	3	45	7.5	4.0	1.0
CAREER		**6**	**0**	**133**	**15**	**40**	**0.375**	**7**	**18**	**0.389**	**8**	**9**	**0.889**	**7**	**17**	**24**	**6**	**3**	**0**	**2**	**3**	**45**	**7.5**	**4.0**	**1.0**



#0

JEREMIAH FEARS

GUARD

EXPERIENCE	1
HEIGHT/WEIGHT	6’ 4” / 188
BIRTHDATE	OCTOBER 14, 2006
BIRTHPLACE	CHICAGO, IL
COLLEGE	OKLAHOMA
HIGH SCHOOL	ARIZONA COMPASS PREP (Chandler, AZ)

CAREER HIGHS

PTS	40 UTA 4/7/26
FGM	17 UTA 4/7/26
FGA	29 (Twice)
3FGM	5 (Twice)
3FGA	11 @ SAC 4/3/26
FTM	12 @ MIN 4/12/26
FTA	14 @ MIN 4/12/26
OREB	4 PHX 12/27/25
DREB	10 @ UTA 2/28/26
TREB	11 @ UTA 2/28/26
ASTS	8 (Twice)
STLS	7 LAL 11/14/25
BLKS	2 (5 Times)
MINS	44 @BOS 4/10/26

Transactions: Selected 7th overall by New Orleans in the 2025 NBA Draft...Signed by New Orleans to a multi-year contract on 7/5/2025.

2025-26 (New Orleans): Appeared in all 82 games (49 starts) for New Orleans, averaging 14.3 points, 3.7 rebounds, 3.4 assists, 1.2 steals and 0.4 blocks in 25.8 minutes per game while shooting .434 from the floor, .330 from three-point range and .789 from the free throw line...On 10/22 at MEM, scored his first NBA points, finishing the game with 17 points and two assists in 18 minutes of play...On 10/27 vs. BOS, started his first NBA game, posting two points, two rebounds, two assists and a steal in 27 minutes of play...On 10/29 at DEN, scored 21 points, shooting 10-of-15 (.667) from the floor, including 1-of-3 (.333) from three-point range. He added six assists, one rebound and two steals in 30 minutes of action...On 11/12 vs. POR, notched 15 points, three rebounds, four assists and two steals while converting 4-of-11 (.367) from the floor, 1-of-2 (.500) from three-point range and a perfect 6-of-6 from the free throw stripe...On 11/14 vs. LAL, posted 19 points on 8-of-16 (.500) shooting from the floor and a perfect 2-of-2 from deep...He added four rebounds, seven steals, and three assists in 29 minutes of play...On 11/17 vs. OKC, scored 24 points on 9-of-16 (.563) from the floor, 2-of-5 (.400) from three-point range and 4-of-5 (.800) from the free throw stripe...He added one rebound and one assist in 25 minutes of play...On 11/21 at DAL, posted 21 points on 8-of-12 (.750) from the field and 3-of-4 (.750) from three-point range...He added seven rebounds, two dimes and four steals in 32 minutes of action...On 11/30 at LAL, notched 21 points on 7-of-14 (.500) from the floor, 1-of-3 (.333) from three-point range and a perfect 6-of-6 from the free throw stripe...On 12/2 vs. MIN, scored 21 points, on 7-of-13 (.538) from the floor, 1-of-2 (.500) from behind the arc and 6-of-7 (.857) from the free throw line...He added three rebounds, five dimes, a steal and a block in 34 minutes of play...On 12/14 at CHI, returned to his hometown for this first NBA game at the United Center, posting 20 points, two rebounds, three assists and two steals on 7-of-13 (.538) from the floor and 5-of-6 (.833) from the free throw line...On 1/4 at MIA, posted 21 points on 8-of-13 (615) from the floor, including 4-of-6 (.667) from three-point range...On 1/9 at WAS, notched 21 points, five rebounds six assists and three steals while shooting 9-of-15 (.600) from the floor, including 2-of-4 (.500) from behind the arc...On 2/11 vs. MIA, hauled in 10 rebounds to go along with 13 points, eight dimes and two steals in 31 minutes of action...On 2/28 at UTA, scored 18 points and grabbed a career-high 11 rebounds, notching his second career double-double...On 3/1 at LAC, scored a career-high 28 points on 10-of-15 (.667) from the floor, 5-of-6 (.833) from three-point range and a perfect 3-of-3 from the foul stripe...His five made threes also marks a career-high...On 3/24 at NYK, scored 21 points on 9-of-12 (.750) from the floor, including 3-of-5 (.600) from behind the arc...He added one rebounds, three dimes and two steals in 20 minutes of action...On 4/2 at POR, posted 21 points on 7-of-10 (.700) from the floor, 3-of-4 (.750) from three-point range and 4-of-5 (.800) from the free throw line. He added two rebounds, one dime, two steals and two blocks in 26 minutes of action...On 4/3 at SAC, tied his career-high with 28 points on 10-of-19 (.526) from the floor, 5-of-11 (.455) from three-point range and a perfect 3-of-3 from the free throw line...Fears added eight rebounds and six assists in 37 minutes of play.

Summer League: New Orleans (2025): Started all five games for New Orleans, averaging 17.4 points, 3.8 rebounds, 2.6 assists and 1.4 steals in 27.0 minutes per contest...Converted .400 from the floor, .182 from behind the arc and .719 from the free throw line.

College (Oklahoma: 2024-25): Named to SEC All-Freshman Team...A Wooden Award Midseason Top 25 Watch List selection...A four-time SEC Freshman of the Week...Named to Battle 4 Atlantis All-Tournament Team...Appeared in 34 games, averaging team highs of 17.1 points, 4.1 assists and 1.6 steals per contest...Also ranked third on team with 4.1 rebounds per game...Shot .434 from the field, .284 (38-out-of-134) from 3-point range and .851 (183-out-of-251) from the free throw line...Ranked seventh overall in SEC and seventh nationally among freshmen in points per game...Ranked second in SEC in free throw makes and free throw attempts, seventh in assists per game, ninth in free throw percentage and 13th in steals per game...On 3/12 vs. Georgia and 3/13 vs. Kentucky in SEC Tournament averaged 28.5 points, 5.0 rebounds, 3.5 assists and 3.0 steals...One of three Power Four conference players (the only freshman and the only one in the SEC) to average at least 17.0 points, 4.0 rebounds, 4.0 assists and 1.5 steals per game...Attempted double-digit free throws seven times...Scored at least 20 points in each of season's last three games, four of last five and six of last nine...Averaged 22.3 points, 4.9 rebounds and 5.0 assists over the season's last nine games (only SEC player since at least 1996-97 to average at least 20.0/4.5/5.0 over a nine-game span)...Scored in double figures in 30 of 34 games...Became the first OU freshman since Trae Young in 2017-18 to score in double figures in each of his first 15 games...Tied for team lead with 11 20-point performances and led squad with two 30-point efforts...In first round NCAA Tournament game vs. Connecticut finished with game-high 20 points, five rebounds, four assists and two steals...On 3/5 vs. Missouri, posted a career-high 31-point game shooting 9-of-13 (.692) and added four rebounds and five assists...On 12/18 vs. Michigan, registered 30 points and converted a 4-point play with 11 seconds left for the game's final points...In first-round SEC tournament vs. Georgia tallied 29 points, six rebounds, two assists and three steals...In the second-round vs. Kentucky, scored 28 points, four boards, five assists and three steals...On 2/22 vs. Mississippi State, recorded a 27-point, career high 10-assist, five-rebound game to become one of just two SEC players since at least the 1996-97 campaign and one of only two Power Four players this season with 27-plus points, 10-plus assists and five-plus rebounds in a game...On 1/18 vs. South Carolina, posted 16 points, a career-high nine rebounds and eight assists...In three Battle 4 Atlantis games, averaged 18.7 points, 5.3 assists, 3.3 rebounds and 2.7 steals...On 11/28 in Battle 4 Atlantis semifinals vs. Arizona, scored 26 points, five rebounds and five assists...On 11/27 vs. Providence logged 20 points, four rebounds, seven assists and season-high-tying four steals...On 11/21 in first career start vs. East Texas A&M notched 20 points, four rebounds, five assists and three steals.

Personal: Son of Sekia and Jeremy Fears Sr....Has three siblings (Jeremy Jr., Jamarri and Skylar)...Father played college basketball at Ohio University and earned Mid-American Conference (MAC) All-Freshman accolades in 2005 before finishing his career at Bradley...Brother (Jeremy Jr.) is starting point guard at Michigan State...In high school, won a gold medal at the 2024 FIBA U18 AmeriCup for Team USA, averaging 6.5 points, 2.7 rebounds, 2.8 assists and a team-high 3.0 steals per outing.

PLAYERS | 0 JEREMIAH FEARS

NBA REGULAR SEASON STATS

SEASON	TM	G	GS	MP	FG	FGA	FG%	3P	3PA	3P%	FT	FTA	FT%	ORB	DRB	TRB	AST	STL	BLK	TOV	PF	PTS	PPG	RPG	APG
2025-26	NOP	82	49	2112	437	1006	.434	101	306	.330	194	246	.789	60	240	300	279	97	30	178	151	1169	14.3	3.7	3.4
CAREER		**82**	**49**	**2112**	**437**	**1006**	**.434**	**101**	**306**	**.330**	**194**	**246**	**.789**	**60**	**240**	**300**	**279**	**97**	**30**	**178**	**151**	**1169**	**14.3**	**3.7**	**3.4**



#14

AJ JOHNSON

GUARD

EXPERIENCE	2
HEIGHT/WEIGHT	6' 5" / 175
BIRTHDATE	DECEMBER 1, 2004
BIRTHPLACE	FRESNO, CA
PRIOR TO NBA	ILLAWARRA HAWKS
HIGH SCHOOL	SOUTHERN CALIFORNIA ACADEMY (Northridge, CA)

CAREER HIGHS

PTS	20	(Twice)
FGM	7	(Twice)
FGA	16	@MIA 4/13/25
3FGM	3	BKN 3/29/25
3FGA	8	(Twice)
FTM	8	CHI 4/12/26
FTA	9	CHI 4/12/26
OREB	2	(Twice)
DREB	7	@POR 3/17/25
TREB	7	@POR 3/17/25
ASTS	8	@MIA 4/13/25
STLS	2	(Twice)
BLKS	1	(6 Times)
MINS	48	@MIA 4/13/25

PLAYERS | 14 AJ JOHNSON

Transactions: Selected by the Milwaukee Bucks in the first round (23rd overall) of the 2024 NBA Draft…Signed a multi-year contract with Milwaukee on 7/5/24…Acquired by the Washington Wizards from Milwaukee as part of a four-team trade on 2/6/25…Acquired by the Dallas Mavericks from Washington as part of a three-team trade on 2/5/26…Acquired by the Memphis Grizzlies from Dallas as part of a six-team trade 7/8/26…Acquired by the New Orleans Pelicans from Memphis along with Taj Gibson in exchange for Jordan Hawkins, Micah Peavy, a future second-round draft pick and a future second-round pick swap on 9/8/26.

Professional: Has appeared in 77 games (11 starts) over two NBA seasons with Milwaukee, Washington and Dallas, averaging 4.9 points, 1.5 rebounds, 1.6 assists, 0.3 steals and 0.1 blocks in 14.2 minutes per game while shooting .357 from the floor, .245 from three-point range and .857 from the free throw line.

2025-26 (Washington Wizards/Dallas Mavericks): Appeared in 48 games, averaging 3.3 points, 1.1 rebounds, 1.0 assist, 0.2 steals and 0.1 blocks in 9.5 minutes per game…Shot .324 from the field, .211 from three-point range and .850 from the free throw line… Appeared in 25 games with Washington and 23 games with Dallas… On 4/12/26 vs. Chicago, tied his career high with 20 points on 6-of-12 shooting from the field and 8-of-9 shooting from the free throw line in 25 minutes.

2024-25 (Milwaukee Bucks/Washington Wizards): Appeared in 29 games (11 starts), averaging 7.6 points, 2.0 rebounds, 2.6 assists, 0.4 steals and 0.1 blocks in 22.0 minutes per game…Shot .385 from the field, .267 from three-point range and .865 from the free throw line…Made his NBA debut on 10/23/24 at Philadelphia…Made his first career start on 3/17/25 at Portland, recording eight points, seven rebounds, four assists and one block…On 3/29/25 vs. Brooklyn, scored a career-high 20 points.

G League: 2025-26 (Capital City Go-Go/Texas Legends): Appeared in seven games (seven starts), averaging 16.6 points, 3.4 rebounds, 3.0 assists and 0.7 steals in 31.0 minutes per game…Shot .404 from the field, .283 from three-point range and .750 from the free throw line…On 2/28/26 vs. Valley, scored 27 points on 10-of-14 shooting from the field while adding three rebounds and three assists…On 3/22/26 vs. Iowa, scored a season-high 30 points on 13-of-25 shooting from the field, including 4-of-8 from three-point range…2024-25 (Wisconsin Herd/Capital City Go-Go): Appeared in 20 games (18 starts), averaging 14.0 points, 3.8 rebounds, 3.8 assists, 0.9 steals and 0.2 blocks in 28.6 minutes per game…Shot .440 from the field, .424 from three-point range and .759 from the free throw line…Scored in double figures 16 times, including two games with 20-plus points…On 2/22/25 at Windy City, scored a season-high 25 points while adding six assists and converting 5-of-11 attempts from three-point range.

International (Illawarra Hawks): 2023-24): Appeared in 26 games with the Illawarra Hawks of Australia's National Basketball League, averaging 2.8 points, 1.3 rebounds and 0.7 assists in 7.7 minutes per game while shooting .367 from the field, .300 from three-point range and .538 from the free throw line…Participated in the NBL's Next Stars program.

High School: A consensus four-star recruit in the Class of 2023 out of Southern California Academy in Castaic, Calif.…Played his junior season at William Howard Taft High School in Woodland Hills, Calif., averaging 16.7 points, 4.7 assists and 2.6 rebounds per game… Participated in the 2022 Chris Paul Elite Guard Camp and the 2023 Iverson Classic…Selected to participate in the October 2022 USA Basketball Junior National Team minicamp…Originally committed to the University of Texas before electing to begin his professional career with the Illawarra Hawks in Australia.

Personal: Full name is Akeem Jamaal Johnson….Grew up in Fresno alongside NBA guard Jalen Green, whom Johnson considers an older brother…Experienced a growth spurt during the COVID-19 pandemic in which he grew from approximately 5-10 to 6-5.

NBA REGULAR SEASON STATS

SEASON	TM	G	GS	MP	FG	FGA	FG%	3P	3PA	3P%	FT	FTA	FT%	ORB	DRB	TRB	AST	STL	BLK	TOV	PF	PTS	PPG	RPG	APG
2024-25	MIL/WAS	29	11	639	82	213	.385	24	90	.267	32	37	.865	8	51	59	76	12	3	35	50	220	7.6	2.0	2.6
2025-26	WAS/DAL	48	0	454	57	176	.324	12	57	.211	34	40	.850	14	41	55	47	11	3	30	30	160	3.3	1.1	1.0
CAREER		**77**	**11**	**1093**	**139**	**389**	**.357**	**36**	**147**	**.245**	**66**	**77**	**.857**	**22**	**92**	**114**	**123**	**23**	**6**	**65**	**80**	**380**	**4.9**	**1.5**	**1.6**



#2

HERB JONES

GUARD/FORWARD

EXPERIENCE	5
HEIGHT/WEIGHT	6' 7" / 210
BIRTHDATE	OCTOBER 6, 1998
BIRTHPLACE	GREENSBORO, AL
COLLEGE	ALABAMA
HIGH SCHOOL	HALE COUNTY (Moundville, AL)

CAREER HIGHS

PTS	35	MEM 4/5/23
FGM	11	MEM 4/5/23
FGA	21	MEM 4/5/23
3FGM	5	(Twice)
3FGA	11	CLE 3/21/26
FTM	9	(Twice)
FTA	10	@CHI 12/2/23
OREB	6	@MIN 10/23/21
DREB	7	(9 Times)
TREB	11	(Twice)
ASTS	8	(3 Times)
STLS	8	HOU 12/18/25
BLKS	4	DET 11/2/23
MINS	44	MEM 4/5/23

Transactions: Selected 35th overall by New Orleans Pelicans in the 2021 NBA Draft...Signed by New Orleans on 8/16/21...Signed a multi-year contract extension with New Orleans on 7/6/23...Signed a multi-year contract extension with the Pelicans on 7/14/25.

2025-26 Season: Appeared in 56 games (56 starts) for New Orleans, averaging 8.9 points, 3.4 rebounds, 2.8 assists, 1.6 steals and 0.5 blocks in 28.4 minutes per game while shooting .383 from the floor, .309 from three-point range and .806 from the free throw line... On 10/22 at MEM, scored 17 points shooting 6-of-14 (.429) from the floor, 3-of-5 (.600) from three-point range and a perfect 2-of-2 from the free throw stripe...He added nine rebounds, three dimes, three steals and a block in 36 minutes of play...On 10/31 at LAC, notched 11 points on 4-of-5 (.800) from the floor, including 3-of-4 (.750) from behind the arc...He added four rebounds, four assists and a steal in 30 minutes of action...On 11/8 at SAS, posted 15 points, three boards, four dimes and three takeaways while converting 6-of-11 (.545) from the field, including 3-of-7 (.429) from three-point distance... On 12/8 vs. SAS, returned to the starting lineup after missing eight games due to a calf strain...He finished with 17 points, six rebounds, four assists, one block and four steals while shooting 6-of-10 (.600) from the floor and a perfect 5-of-5 from the free throw line...On 12/18 vs. HOU, finished the game with a season-high 18 points, three rebounds, three assists, one block and a career-high eight steals...On 1/6 vs. LAL, returned to the lineup after missing seven consecutive games due to an ankle injury. Posted three points, two rebounds and a steal in 35 minutes of play...On 1/23 at MEM, returned to the starting lineup after missing eight consecutive games due to an ankle injury...He tossed out five dimes, had two steals and swatted two shots in 25 minutes of play...On 1/27 at OKC, notched nine points, five rebounds, five assists, two steals and two blocks in 27 minutes of play...On 1/30 vs. MEM, scored 16 points on 7-of-9 (.778) from the floor, 1-of-3 (.333) from three-point range and 1-of-2 (.500) from the free throw line. He added four rebounds, one assist and three steals in 30 minutes of play...On 2/28 at UTA, posted 17 points, eight rebounds, seven assists and a block while shooting 7-of-16 (438) from the floor and 3-of-8 (.375) from behind the arc... On 3/11 vs. TOR, scored 16 points on 6-of-9 (.667) from the floor and 4-of-6 (.667) from the three-point mark...Jones added two rebounds, one assist and one steal. His four threes ties a season-high...On 3/21 vs. CLE, posted 12 points, three rebounds, three dimes, a steal and a block in 32 minutes of action...He shot a career-high 11 three-pointers

Professional: In 296 games (287 starts) over five seasons with New Orleans, has averaged 9.9 points, 3.7 rebounds, 2.5 assists, 1.6 steals and 0.7 blocks in 29.9 minutes per game while shooting .458 from the floor, .350 from three-point range and .822 from the free throw line...Named to the 2021-22 NBA All-Rookie Second Team and the 2023-24 NBA All-Defensive First Team...Has appeared in 10 postseason games (all starts), averaging 11.6 points, 4.0 rebounds, 2.1 assists, 1.6 steals and 0.6 blocks in 36.7 minutes per contest.

2024-25 Season: Started all 20 games he played in for the Pelicans, averaging 10.3 points, 3.9 rebounds, 3.3 assists and 1.9 steals in 32.4 minutes per game...Shot .436 from the floor, .306 from behind the arc and .825 from the free throw stripe...Scored in double figures 11 times, including two games of scoring 20-plus points...Notched four steals in three games...On 12/5 vs. PHX, returned to the lineup after missing 18 games with a shoulder injury, posting 12 points to go along with seven rebounds, five assists, four steals and a block... On 12/7 vs. OKC, posted a season-high 24 points on 8-of-10 (.800) from the floor, 2-of-4 (.500) from three-point range and 6-of-7 (.857) from the free throw line. He added four boards, four dimes and a block in 37 minutes of action... On 12/19 at HOU, posted 20 points, two rebounds, two assists while shooting 6-of-14 (.429) from the floor, 4-of-8 (.500) from three-point range and a perfect 4-of-4 from the free throw line... On 12/26 vs. HOU, notched 10 points, a season-high seven assists and six rebounds in 31 minutes of action ...Missed 62 games on the season due to a right shoulder injury.

2023-24 Season: In his third season, started all 76 games he appeared in, averaging 11.0 points, 3.6 rebounds, 2.6 assists, 1.4 steals and 0.8 blocks in 30.5 minutes per game...Shot .498 from the floor, .418 from three-point range and .867 from the free throw line...Was named to the 2023-24 KIA NBA All-Defensive First Team... Scored in double figures 42 times...Recorded three-plus steals 14 times...Among NBA players, tied for 13th in the NBA in steals per game, averaging 1.4 per game and tied for 15th in total charges drawn, with 12 charges on the season...Finished 1-of-7 NBA players to average at least 1.4 steals and 0.8 blocks per game (min. 30 GP)... Finished 1-of-9 NBA players to have at least three games this season with five-plus steals recorded...Finished tied for 16th in the NBA in defensive box plus/minus, with a 1.5 defensive box plus/minus on the season (min. 70 games played)...Jones finished ranked 17th in the NBA in total steals and blocks, notching 167 steals and blocks this season...Jones finished tied for 3rd in the NBA in contested 3PT shots per game (3.4)...When in defensive isolation, ranked 11th in the NBA in points per possession, allowing 0.73 PPP (min. 70 GP)...Among all NBA players that qualify, ranked 16th in three-point percentage, shooting 41.8% from deep range on the season...On 11/18 vs. MIN, tied a career-high with eight assists to go along with 13 points, four rebounds, two steals and two blocks...On 12/4 at SAC, scored a season-high 23 points, shooting 8-of-13 (.615) from the floor, 3-of-5 (.600) from three-point distance and a perfect 4-of-4 from the free throw line...On 12/11 vs. MIN, grabbed a season-high 10 rebounds to go along with seven points and five assists... On 2/22 vs. HOU, posted 17 points, five rebounds, four assists and a career-high seven steals. He became the fourth player in franchise history to notch seven-plus steals in a game...On 3/5 at TOR, scored 17 points, shooting 5-of-8 (.625) from three-point range. His five made threes ties a career-high.

2022-23 Season: In his second season, started all 66 games he appeared in with New Orleans, averaging 9.8 points, 4.1 rebounds, 2.5 assists, 1.6 steals and 0.6 blocks per game...Scored in double figures 32 times...Recorded three-plus steals 17 times...Among NBA players, tied for seventh in steals per game (1.6, tied for sixth in deflections per game (3.4) and tied eighth in total charges drawn (19)... On 11/28 vs. OKC, notched 12 points, three rebounds, three assists, four steals and three blocks. Jones became the seventh player in franchise history to notch at least four steals and three blocks in a single game... On 1/31 at DEN, scored 21 points, shooting 6-of-8 (.750) from the floor, 2-of-4 (.500) from three-point range and 7-of-8 (.875) from the free throw stripe...He tied a season-high with five steals to go along with four steals and four boards...On 4/5 vs. MEM, scored a career-high 35 points, shooting 11-of-21 (.524) from the floor, 5-of-8 (.625) from three-point range and 8-of-9 (.889) from the free throw line. He notched career-highs in all of the following categories: points (35), field goals made (11), field goal attempts (21) and three-pointers made (five)... Missed 15 games during the regular season.

PLAYERS | 2 HERB JONES

2021-22 Season: In his rookie season, appeared in 78 games (69 starts) with New Orleans, averaging 9.5 points, 3.8 rebounds, 2.1 assists, 1.7 steals and 0.8 blocks per game...Scored in double figures 38 times...Recorded three-plus steals 20 times...Selected to participate in the 2022 All-Star Clorox Rising Stars in Cleveland as part of NBA All-Star 2022... Jones became the seventh player in New Orleans franchise history to participate in the Rookie Challenge/Rising Stars Game, joining Chris Paul, Anthony Davis, Buddy Hield, Nickeil Alexander-Walker, Nicolò Melli, and Zion Williamson... Among all NBA players, ranked fourth in total deflections (243) and third in total steals (130)...Among NBA rookies, finished the regular season ranked first in steals per game (1.7), first in total steals (130) and ranked second in steal/turnover ratio (1.30), ranked fourth in blocks per game (0.8), ranked third in total blocks (60), ranked ninth in assist/turnover ratio (1.67), ranked fifth in field goal percentage (.476) and ranked fourth in free throw percentage (.840)...Became the only rookie in New Orleans franchise history to have 80-plus steals and 45-plus total blocks in a single season...Is the second rookie in franchise history to have 100-plus steals, along with Chris Paul...Set Pelicans rookie franchise record for most consecutive games with at least one block, racking up 16 consecutive games with at least one block, passing Anthony Davis' rookie record of 13 straight... On 2/4 at DEN, finished with a game-high 25 points, converting 8-of-10 (.800) from the floor, 3-of-4 (.750) from three-point range and a perfect 6-of-6 from the free throw line...In the fourth quarter, he notched 18 points, which is the third-most points scored by a rookie in a quarter in New Orleans franchise history... On 2/8 vs. HOU, finished a career-high 11 rebounds to go along with 10 points, marking his first career double-double... On 3/11 vs. CHA, tossed out a career-high eight dimes, to go along with 12 points, two boards and a steal... Missed four games due to multiple minor injuries...Play-In Tournament: Started both must-win games for the Pelicans, averaging 9.5 points, 6.0 rebounds, 2.0 assists, 1.5 blocks and 1.0 steals in 35.1 minutes per game...In just two games, averaged .538 from the floor, .429 from three-point range and shot a perfect 1.000 from the free throw stripe.

Playoffs: Has appeared in 10 playoff games (all starts) for New Orleans, averaging 11.6 points, 4.0 rebounds, 2.1 assists, and 1.6 steals in 36.7 minutes per contest...Scored in double-figures seven times and notched two or more steals five times...2024 (New Orleans): Started all four games of the Pelicans first round series against Oklahoma City...Averaged 13.0 points, 5.0 rebounds and 2.5 assists in 35.1 minutes per game...Converted .390 from the floor, .333 from deep and a perfect 1.00 from the charity stripe...In Game 2, Jones notched 18 points, converting 6-of-9 (.667) from the field, including 4-of-7 (.571) from behind the arc... 2022 (New Orleans): Started in all six postseason games for New Orleans, averaging 10.7 points, 3.3 rebounds, 1.8 assists and 0.8 blocks in 37.7 minutes per game...Shot .477 from the floor, .417 from three-point distance and .773 from the free throw line...Averaged 1.8 steals per game through six games this postseason – the only rookie in the NBA over the last 12 seasons to average 1.8 steals or more in the playoffs...Is also one of only four players in the NBA over the last five seasons (2017-22) to record 11 steals or more over their first six career playoff games...Totaled 64 points in the playoffs, the most by a rookie in postseason franchise history...On 4/19 at PHX, recorded 14 points in Game 2 on 5-for-8 shooting (.625), including 2-for-3 from behind the arc (.667)...His 14 points are the most in franchise history among rookies in the postseason...On 4/22 vs. PHX, scored 12 points In Game 3, shooting 5-for-7 (.714) from the field...On 4/28 vs. PHX, led the team with four steals while adding 16 points, four rebounds and four assists.

College (Alabama: 2017-21): Appeared in 129 games (101 starts), averaging 7.3 points, 4.9 rebounds, 2.2 assists and 1.3 steals while shooting .441 from the field and .288 from three-point range...Was named an AP Third-Team All-American in 2021 and was a finalist for the Naismith Men's Defensive Player of the Year...Set Alabama records for charges taken in a season (23 in 2018) and a career (77)... Finished his career with 947 points, 630 rebounds, 285 assists, 167 steals and 98 blocks...

Senior (2020-21): Started all 33 games, averaging career highs of 11.2 points, 6.6 rebounds, 3.3 assists and 1.7 steals in 27.3 minutes per game...Was named SEC Player of the Year and SEC Defensive Player of the Year by the SEC coaches, AP and USA Today...Earned All-SEC First Team and SEC All-Defensive Team honors...Was named an AP and Sporting News Third-Team All-American and a finalist for the Naismith Men's Defensive Player of the Year...Recorded 21 points, 13 rebounds, four assists and three steals in the SEC Tournament semifinal victory over Tennessee on 3/13...Tallied 13 points, 11 rebounds, six assists and a career-high four blocks while converting the game-winning layup in the SEC Championship victory over LSU on 3/14...

Junior (2019-20): Appeared in 27 games (26 starts), averaging 7.9 points, 6.4 rebounds, 2.3 assists and 1.3 steals in 26.5 minutes per game...Was named to the SEC All-Defensive Team and recorded three double-doubles...Missed four games after suffering left elbow and wrist injuries, playing the remainder of the season with his left wrist in a cast...Recorded a career-high 17 rebounds and made two game-clinching free throws withIk4j with his right hand against LSU on 2/15.

Sophomore (2018-19): Appeared in 34 games (29 starts) and served as a team captain...Led Alabama in charges taken (17) and steals (32), ranked second in blocks (20) and third in assists (67)...Scored a season-high 18 points with three rebounds and two assists against Norfolk State on 3/20.

Freshman (2017-18): Appeared in 35 games (13 starts)...Received the team's Outstanding Defensive Player Award and Student Academic Achievement Award...Led Alabama and ranked seventh in the SEC with 44 steals (1.3 spg)...Set a single-season school record with 23 charges taken.

Personal: Son of Walter Sr. and Verlander Jones...His father coached him in high school...Has one brother named Walter Jr...Majored in business management... Has two dogs Coco and Zeus...Favorite basketball shoe is the Kyrie 2...Favorite 2K is 2K14...Enjoys fishing... Favorite athlete outside of basketball is Usain Bolt...Favorite movie is Apocalypto...Named to the 2023 USA Basketball Men's Select Team...Hosts an annual community day in his hometown of Greensboro, Alabama...Played for Sunshine High School as a freshman and sophomore before transferring to Hale County High School to finish his career...Three-time ASWA First Team All-State honoree...Earned 1A honorable mention all-state honors in 2015 and 3A second team all-state honors in 2016...Selected as the 4A State Player of the Year and named to the Class 4A All-State first team as a senior (ASWA)...Led his team to the 2017 state championship and was the Most Outstanding Player of the tournament...Averaged 16.5 points, 8.2 rebounds and 4.0 assists per game as a senior.

BACK TO TABLE OF CONTENTS

NBA REGULAR SEASON STATS

SEASON	TM	G	GS	MP	FG	FGA	FG%	3P	3PA	3P%	FT	FTA	FT%	ORB	DRB	TRB	AST	STL	BLK	TOV	PF	PTS	PPG	RPG	APG
2021-22	NOP	78	69	2335	274	576	.476	57	169	.337	137	163	.840	98	198	296	167	130	60	100	238	742	9.5	3.8	2.1
2022-23	NOP	66	66	1951	235	501	.469	56	167	.335	123	161	.764	97	172	269	162	103	42	88	208	649	9.8	4.1	2.5
2023-24	NOP	76	76	2321	293	588	.498	114	273	.418	137	158	.867	74	198	272	199	105	62	93	224	837	11.0	3.6	2.6
2024-25	NOP	20	20	648	75	172	.436	22	72	.306	33	40	.825	22	56	78	65	37	9	35	66	205	10.3	3.9	3.3
2025-26	NOP	56	56	1588	183	478	.383	80	259	.309	50	62	.806	47	143	190	155	88	27	73	177	496	8.9	3.4	2.8
CAREER		**296**	**287**	**8843**	**1060**	**2315**	**.458**	**329**	**940**	**.350**	**480**	**584**	**.822**	**338**	**767**	**1105**	**748**	**463**	**200**	**389**	**913**	**2929**	**9.9**	**3.7**	**2.5**

NBA POSTSEASON STATS

SEASON	TM	G	GS	MP	FG	FGA	FG%	3P	3PA	3P%	FT	FTA	FT%	ORB	DRB	TRB	AST	STL	BLK	TOV	PF	PTS	PPG	RPG	APG
2021-22	NOP	6	6	226	21	44	.477	5	12	.417	17	22	.773	8	12	20	11	11	5	8	22	64	10.7	3.3	1.8
2023-24	NOP	4	4	141	16	41	.390	8	24	.333	12	12	1.000	6	14	20	10	5	1	11	15	52	13.0	5.0	2.5
CAREER		**10**	**10**	**367**	**37**	**85**	**.435**	**13**	**36**	**.361**	**29**	**34**	**.853**	**14**	**26**	**40**	**21**	**16**	**6**	**19**	**37**	**116**	**11.6**	**4.0**	**2.1**



#6

DeANDRE JORDAN

CENTER

EXPERIENCE	18
HEIGHT/WEIGHT	6' 11" / 280
BIRTHDATE	JULY 21, 1988
BIRTHPLACE	HOUSTON, TX
COLLEGE	TEXAS A&M
HIGH SCHOOL	EPISCOPAL (Bellaire, TX)

CAREER HIGHS

PTS	30	@BOS 2/14/18
FGM	12	(3 Times)
FGA	15	(3 Times)
3FGM	1	(Twice)
3FGA	1	(13 Times)
FTM	12	(5 Times)
FTA	34	POR 11/30/15
OREB	12	MIN 12/6/17
DREB	20	(Twice)
TREB	27	@DAL 2/9/15
ASTS	9	(Twice)
STLS	5	POR 11/8/14
BLKS	9	@SAC 11/29/13
MINS	45	(Twice)

PLAYERS | 6 DEANDRE JORDAN

Transactions: Drafted by the Los Angeles Clippers in the second round, 35th overall, of the 2008 NBA Draft on 6/26/08...Signed a multi-year contract with the LA Clippers on 7/9/15...Signed as a free agent with the Dallas Mavericks on 7/6/18...Traded by Dallas, along with Wesley Matthews, Dennis Smith Jr., a 2021 first round pick and a 2023 first round pick to the New York Knicks for Trey Burke, Tim Hardaway Jr., Courtney Lee and Kristaps Porzingis on 1/31/19...Signed as a free agent with the Brooklyn Nets on 7/6/19...Traded by Brooklyn, along with second round picks in 2022, 2024, 2025 and 2027 the Detroit Pistons for Sekou Doumbouya and Jahlil Okafor on 9/4/21...Waived by Detroit on 9/6/21...Signed a contract with the Los Angeles Lakers on 9/9/21...Waived by the LA Lakers on 3/1/22...Signed a contract with the Philadelphia 76ers on 3/3/22...Signed a contract with the Denver Nuggets on 7/11/22...Signed a contract with the Denver Nuggets on 7/20/23...Signed a contract with the Denver Nuggets on 7/24/24...Signed a contract with the New Orleans Pelicans on 10/24/25...Re-signed to a multi-year contract by New Orleans on 7/11/26.

2025-26 (New Orleans): Appeared in 12 games (seven starts), averaging 4.4 points, 6.3 rebounds, 0.9 assists and 0.8 blocks in 16.6 minutes per game... Shot .656 from the floor and .647 from the free throw line...On 10/27 vs. BOS, posted seven points and five rebounds while shooting 3-of-4 (.750) from the floor and 1-of-2 (.500) from the foul stripe...On 2/21 vs. PHI, made his third appearance (second start) for the Pelicans this season, posting six points, 15 rebounds and four blocks in 32 minutes of play...On 3/26 at DET, notched four points, five rebounds, three assists, one steal and a block in 17 minutes of action...On 3/27 at TOR, scored eight points on 3-of-5 (.600) from the floor and a perfect 2-of-2 from the free throw line...He added seven rebounds and a block in 19 minutes of actions.

Professional: Appeared in 1,123 games (798 starts) for the Clippers, Mavericks, Knicks, Nets, Lakers, 76ers, Nuggets and Pelicans...Owns career averages of 8.5 points, 9.7 rebounds, and 1.4 blocks in 25.0 minutes...Has shot .674 from the field for his career...Scored in double figures in 432 games, including 48 games with 20-plus points and one 30-point game...Grabbed double-digit rebounds in 549 games, including 229 games with 15-plus, 60 games with 20-plus, and three games with 25-plus rebounds...Blocked multiple shots in 418 games, including 36 games with five-plus and three games with eight-plus blocks...Tallied 331 career double-doubles...One-time NBA All-Star (2017)...Three-time All-NBA honoree (First Team in 2016, Third Team in 2015 and 2017)...Has been named to the NBA's All-Defensive First Team twice (2015 and 2016)...Helped the United States win a gold medal at the 2016 Rio Olympics...Captured the NBA's rebounding title two times (2014 and 2015)...Led the league in field goal percentage for five consecutive seasons from 2013-17...Named the 2025-26 Twyman-Stokes Teammate of the Year.

2024-25 (Denver): Appeared in 56 games (5 starts), averaging 3.7 points, 5.1 rebounds, and 0.5 blocks in 12.3 minutes per game...Shot .650 from the field and .422 from the free throw line...Posted three double-doubles on the season, including two games of notching 17 rebounds...On 1/8 vs. LAC, posted a season-high 12 points to go along with nine rebounds, two assists and two steals in 23 minutes of play...On 4/2 vs. SAS, tied a season-high with 17 rebounds and scored 10 points while shooting 4-of-6 (.667) from the field.

2023-24 (Denver): Appeared in 36 games (two starts) in his 16th year, averaging 3.9 points and 4.4 rebounds in 11 minutes per contest...Recorded 21 points (8-of-11 FG) and 13 rebounds in 34 minutes at LAC on 11/27, marking a season-high in points, rebounds, and minutes...Finished with 11 points, eight rebounds, three assists, one steal, and one block in 20 minutes at POR on 3/23...Posted nine points, seven rebounds, one assist, and one block in 21 minutes vs. DET on 1/7...Recorded 10-plus rebounds twice (10 rebounds at CHI on 12/12 and 13 rebounds at LAC on 11/27)...Finished with 11 points (5-of-7 FG, 1-of-1 FT) and seven rebounds in 10:16 off the bench vs. MIN on 3/29, becoming the first Nuggets player in franchise history to record that stat line or better in fewer than 11 minutes played.

2022-23 (Denver): Appeared in 39 games (eight starts), averaging 5.1 points and 5.2 rebounds in 15.0 minutes...Had four games with 10plus points and five games with 10plus rebounds...Registered a season-high tying 12 points (6-of-6 FG) and 11 rebounds in 30 minutes at PHX on 4/6. The six made FG's were a season-high... Finished with five points, 12 rebounds and a season-high three steals in 21 minutes at PHX on 3/31...Posted 10 points (5-of-7 FG), two rebounds and a season-high tying three assists in 18 minutes off the bench vs. IND on 1/20...Tallied five points, six rebounds and a season-high three blocks in 14 minutes off the bench at POR on 12/8...Recorded eight points (4-of-5 FG) and a season-high 17 rebounds in a season-high 34 minutes at DAL on 11/20...Registered a season-high tying 12 points (4-of-6 FG, 1-of-1 3FG) and 13 rebounds in 21 minutes at UTA on 10/28.

2021-22 (LA Lakers/Philadelphia): Played in 48 games (20 starts), averaging 4.3 points and 5.5 rebounds in 13.0 minutes with the LA Lakers and 76er's...Had two games with 10plus points and three games with 10plus rebounds...Recorded eight points (4-of-6 FG), a season-high tying 11 rebounds in 23 minutes vs. DET on 4/10... Registered a season-high tying 10 points (4-of-6 FG, 2-of-2 FT) and nine rebounds in 17 minutes vs. BKN on 3/10 ... Posted nine points (4-of-4 FG), six rebounds, a season-high two steals and two blocks in 21 minutes vs. DET on 11/28...Finished with eight points (4-of-5 FG), eight rebounds and a season-high tying three blocks vs. MEM on 10/24.

2020-21 (Brooklyn): Appeared in 57 games (43 starts), averaging 7.5 points, 7.5 rebounds, 1.6 assists and 1.1 blocks in 21.9 minutes... Shot .763 (190-of-249) from the field...Scored in double figures in 19 games...Recorded double-digit rebounds in 17 games...Blocked multiple shots in 15 games...Tallied six double-doubles...Had 12 points, a season-best 14 rebounds, five assists and one block on 4/14 at Philadelphia...Scored a season-best 14 points (7-of-7 FG) with nine rebounds, one steal and one block on 3/13 vs. Detroit ... Missed one game (2/13) for personal reasons.

2019-20 (Brooklyn): Appeared in 56 games (six starts), averaging 8.3 points, 10.0 rebounds and 1.9 assists in 22.0 minutes...Shot .666 (191-of-287) from the field...Scored in double figures in 18 games... Recorded double-digit rebounds in 31 games, including eight games with 15plus and one 20-rebound game...Blocked multiple shots in 13 games...Tallied 13 double-doubles...Scored a season- best 16 points with 16 rebounds on 2/26 at Washington...Recorded 12 points, a season-high 20 rebounds, six assists, one steal and one block on 12/21 vs. Atlanta...Had 15 points, 17 rebounds, four assists, two steals and two blocks on 11/12 at Utah...Missed five games (1/18-1/26) due to a right middle finger dislocation, two games (11/25-11/27) with left ankle soreness and one game (11/8) with a left ankle sprain.

2018-19 (Dallas/New York): Appeared in 69 games (all starts), averaging 11.0 points, 13.1 rebounds, a career-high 2.3 assists and 1.1 blocks in 29.7 minutes...Shot .641 (286-of-446) from the field...Scored in double figures in 46 games, including three 20-point outings...Recorded double-digit rebounds in 54 games, including 27 games with 15plus and six games with 20plus boards...Blocked multiple shots in 19 games...Tallied 42 double-doubles...Tallied 11 points, 13 rebounds and a career-high-tying nine assists on 3/15 at San Antonio...Notched 20 points (7-of-7 FG), 12 rebounds, two assists and one block on 12/26 vs. New Orleans...Finished with 12 points, a season-high-tying 23 rebounds, five assists, two steals and one block on 12/22 at Golden State...Had eight points, a season-high-tying 23 rebounds, three assists and three blocks on 12/16 vs. Sacramento...Managed 16 points, a season-best 23 rebounds, three assists, one steal and one block on 12/2 vs. LA Clippers...Recorded 12 points, 19 rebounds, a career-high nine assists and one block on 10/28 vs. Utah...Scored a season-best 22 points (8-of-10 FG) with 10 rebounds, one assist, two steals and a season-high five blocks on 10/20 vs. Minnesota...Missed two games (1/31-2/1) due to trade and five games (2/24-3/4) with a sprained left ankle.

2017-18 (LA Clippers): Appeared in 77 games (all starts), averaging 12.0 points, a career-high 15.2 rebounds and 1.5 assists in 31.5 minutes...Shot .645 (373-of-578) from the field...Scored in double figures in 51 games, including seven games with 20plus points and one 30-point outing...Recorded double-digit rebounds in 66 games, including 45 games with 15plus and 13 games with 20plus rebounds...Blocked multiple shots in 20 games...Tallied 46 double-doubles...Recorded 25 points, 22 rebounds and four assists on 3/21 at Milwaukee...Finished with 29 points (11-of-12 FG), 18 rebounds, five assists, one steal and two blocks on 3/13 at Chicago...Registered 20 points, 23 rebounds, one steal and one block on 3/9 vs. Cleveland...Scored a career-best 30 points (11-of-14 FG) with 13 rebounds, three assists and a season-best four steals on 2/14 at Boston...Scored 17 points (8-of-8 FG) with 12 rebounds and two blocks on 12/3 at Minnesota...Notched 20 points, 22 rebounds, one assist, one steal and three blocks on 11/17 at Cleveland...Had 14 points, a season- high 24 rebounds, one assist and one steal on 10/19 at Los Angeles...Missed five games (1/13-1/22) due to a left ankle sprain.

2016-17 (LA Clippers): NBA All-Star...All-NBA Third Team selection...Appeared in 81 games (all starts), averaging a career-high-tying 12.7 points, 13.8 rebounds, 1.2 assists and 1.7 blocks in 31.7 minutes...Shot a league-leading .714 (412-of-577) from the field...Scored in double figures in 50 games, including 12 games with 20plus points...Recorded double-digit rebounds in 67 games, including 34 games with 15plus, 10 games with 20plus and one game with 25 rebounds...Blocked multiple shots in 44 games...Tallied 41 double-doubles...Managed 18 points, 17 rebounds, two assists and four blocks on 4/12 vs. Sacramento...Finished with 11 points, 12 rebounds, one assist, a season-high four steals and two blocks on 4/1 vs. Los Angeles...Recorded 28 points (12-of-14 FG), 15 rebounds and two blocks on 2/8 at New York...Scored a season-best 29 points (12-of-15 FG) with 16 rebounds, two assists and two blocks on 1/19 vs. Minnesota...Recorded 19 points, 15 rebounds, two assists, two steals and four blocks on 1/16 vs. Oklahoma City...Finished with 24 points (12-of-13 FG), 21 rebounds, one steal and two blocks on 1/14 vs. Los Angeles...Had 13 points, a season-high 25 rebounds, one assist and two blocks on 12/28 at New Orleans...Recorded 21 points, 22 rebounds, one assist and one block on 11/29 at Brooklyn...Missed one game (3/16) for personal reasons.

2015-16 (LA Clippers): All-NBA First Team honoree...All-Defensive First Team selection...Appeared in 77 games (all starts), averaging a career-high 12.7 points, 13.8 rebounds, 1.2 assists and 2.3 blocks in 33.7 minutes...Shot a league-leading .703 (357-of-508) from the field...Scored in double figures in 55 games, including seven games with 20 plus points...Recorded double-digit rebounds in 68 games, including 28 games with 15plus and seven games with 20plus boards...Blocked multiple shots in 47 games, including five games with five plus rejections...Tallied 49 double-doubles...Scored a season-high-tying 23 points (8-of-8 FG) with 16 rebounds, one assist, one steal and two blocks on 3/16 at Houston...Scored a season-best 23 points with 20 rebounds, one assist, two steals and two blocks on 3/7 at Dallas...Finished with 17 points, 20 rebounds, four assists, one steal and four blocks on 1/31 vs. Chicago...Scored 22 points (9-of-10 FG) with 13 rebounds, one assist and one block on 1/2 vs. Philadelphia...Recorded 18 points, a season-high 24 rebounds, one assist, one steal and two blocks on 11/30 vs. Portland...Had 15 points, 18 rebounds, one assist, one steal and a season-high seven blocks on 10/31 vs. Sacramento...Missed two games (1/13-1/16) with pneumonia and three games (3/31, 4/8, 4/13) for rest.

2014-15 (LA Clippers): All-NBA Third Team selection...All-Defensive First Team honoree...Appeared in all 82 games (all starts), averaging 11.5 points, a league-best 15.0 rebounds, 1.0 steal and 2.2 blocks in 34.4 minutes...Shot a league-best .710 (379-of-534) from the field...Scored in double figures in 48 games, including seven games with 20plus points...Recorded double-digit rebounds in 75 games, including 41 games with 15plus, 13 games with 20plus and two games with 25plus boards...Blocked multiple shots in 53 games, including five games with 5plus rejections...Tallied 47 double-doubles...Registered 20 points (10-of-11 FG), 17 rebounds, three assists, one steal and two blocks on 3/9 vs. Minnesota...Scored a season-high 26 points with 18 rebounds, three steals and one block on 2/19 vs. San Antonio...Finished with 22 points, a career-high 27 rebounds, one steal and three blocks on 2/9 at Dallas...Recorded 19 points, 12 rebounds, one assist, two steals and six blocks on 1/19 vs. Boston...Finished with 17 points (8-of-8 FG), 18 rebounds and one block on 1/14 at Portland...Had 12 points, 18 rebounds, three assists and a season-high seven blocks on 11/15 vs. Phoenix...Recorded six points, 14 rebounds, two assists, a career-high five steals and one block on 11/8 vs. Portland.

2013-14 (LA Clippers): Appeared in all 82 games (all starts), averaging 10.4 points, a league-best 13.6 rebounds, 1.0 steal and a career-high 2.5 blocks in 35.0 minutes...Shot a league leading .676 (348-of-515) from the field...Scored in double figures in 46 games, including four games with 20plus points...Recorded double-digit rebounds in 74 games, including 31 games with 15plus and seven games with 20plus rebounds...Blocked multiple shots in 50 games, including 11 games with 5plus rejections...Tallied 42 double-doubles...Had 11 points, a season high 24 rebounds and four blocks on 3/31 at Minnesota...Scored a season-high 25 points with 18 rebounds, one assist, one steal and three blocks on 1/3 at Dallas.

2012-13 (LA Clippers): Appeared in all 82 games (all starts), averaging 8.8 points, 7.2 rebounds and 1.4 blocks in 24.5 minutes...Shot a league-leading .643 (314-of-488) from the field...Scored in double figures in 33 games, including three 20-point contests...Recorded double-digit rebounds in 23 games, including one game with 20plus boards...Blocked multiple shots in 33 games, including three games with 5plus rejections...Tallied 12 double-doubles...Had seven points, a season-high 22 rebounds, one assist, one steal and

two blocks on 2/4 at Washington…Finished with five points, eight rebounds, two steals and a season-high seven blocks on 11/17 vs. Chicago…Scored a season-high 21 points with eight rebounds, one assist and one block on 11/8 at Portland…Had 20 points (10-of-12 FG), 11 rebounds, two steals and four blocks on 11/7 vs. San Antonio.

2011–12 (LA Clippers): Appeared in all 66 games (all starts), averaging 7.4 points, 8.3 rebounds and 2.0 blocks in 27.2 minutes… Shot .632 (206-of-326) from the field…Scored in double figures in 19 games…Recorded double-digit rebounds in 24 games, including two games with 16 rebounds…Blocked multiple shots in 36 games, including five games with 5plus rejections…Tallied eight double-doubles…Had 14 points, 14 rebounds, two steals and four blocks on 2/28 vs. Minnesota…Finished with 10 points, a season-high-tying 16 rebounds, one steal and three blocks on 2/22 vs. Denver… Recorded 18 points (9-of-11 FG), 11 rebounds and three blocks on 2/4 at Washington…Had 16 points, a season-best 16 rebounds, one steal and two blocks on 1/22 vs. Toronto…Scored a season-high 19 points with nine rebounds, one assist, one steal and five blocks on 1/18 vs. Dallas…Had eight points, 11 rebounds and six blocks on 1/11 vs. Miami…Recorded six points, five rebounds and a season-best eight blocks on 12/25 at Golden State.

2010–11 (LA Clippers): Appeared in 80 games (66 starts), averaging 7.1 points, 7.2 rebounds and 1.8 blocks in 25.6 minutes…Shot .686 (234-of-341) from the field…Scored in double figures in 19 games, including one 20-point outing…Recorded double-digit rebounds in 18 games, including five games with 15plus and one game with 20 rebounds…Blocked multiple shots in 38 games, including four games with 5plus rejections…Tallied eight double-doubles… Notched 16 points, 15 rebounds, one assist, one steal and one block on 3/16 vs. Philadelphia…Scored a season-best 21 points (9-of-10 FG) with nine rebounds and one block on 3/9 at Boston…Had 14 points, a season-high 20 rebounds, three assists and six blocks on 1/5 vs. Denver…Finished with 14 points, five rebounds, two assists, one steal and a season-best seven blocks on 12/29 vs. Utah…Managed 15 points (7-of-7 FG), six rebounds and three blocks on 12/15 at Philadelphia…Missed two games (3/20-3/23) with pneumonia.

2009–10 (LA Clippers): Appeared in 70 games (12 starts), averaging 4.8 points and 5.0 rebounds in 16.2 minutes…Shot .605 (144-of-238) from the field…Scored in double figures in 11 games, including one game with 20plus points…Recorded double-digit rebounds in 10 games, including one 15- rebound outing…Blocked multiple shots in 14 games…Tallied eight double-doubles…Had 10 points, a season-best 15 rebounds, one assist and one block on 4/10 vs. Golden State… Finished with eight points, five rebounds and a season- best five blocks on 3/13 at San Antonio…Recorded 14 points (7-of-8 FG), 11 rebounds, one assist and three blocks on 2/16 at Portland…Scored a season-high 23 points (9-of-11 FG) with seven rebounds and three blocks on 1/12 at Memphis…Inactive seven times…DNP five times.

2008–09 (LA Clippers): Appeared in 53 games (13 starts), averaging 4.3 points, 4.5 rebounds and 1.1 blocks in 14.5 minutes…Shot .633 (93-of-147) from the field…Scored in double figures in four games, including two 20- point outings…Recorded double-digit rebounds in seven games, including one game with 20 rebounds…Blocked multiple shots in 15 games…Tallied three double-doubles…Finished with 21 points (8-of-8 FG), eight rebounds, one steal and two blocks on 4/4 at Denver…Recorded 15 points, 12 rebounds and three blocks on 2/22 at Portland…Had eight points, a season-high 20 rebounds, one assist and one block on 1/25 at Golden State…Scored a season-high 23 points (11-of-12 FG) with 12 rebounds, one steal and four blocks on 1/21 vs. Los Angeles for his first career double-double… Recorded eight points, 10 rebounds, one assist and a season-best six blocks on 1/19 vs. Minnesota…Made NBA debut on 11/1 at Utah, finishing with two points and one rebound in three minutes… Inactive 10 times…DNP 19 times.

Playoffs: Has played in 73 games (59 starts), averaging 8.0 points, 9.2 rebounds, and 1.7 blocks in 25.7 minutes…Posted 24 double-doubles…Has 27 games with 10plus points and five games with 20 plus points…Tallied 33 games with 10 plus rebounds, 16 games with 15 plus rebounds, and two games with 20 plus rebounds…2025 (Denver): Appeared in seven games, averaging 0.9 points and 1.3 rebounds in 5.1 minutes per game…On 5/3 vs. LAC, finished with two points and four rebounds in 6.5 minutes of play…2024 (Denver): Appeared in three games for a total of 13 minutes…Averaged 2.0 points and 1.5 rebounds in 6.5 minutes…Finished with four points, two rebounds, one steal, and one block in 8 minutes on 4/20 vs. LAL…2023 (Denver): Appeared in four games, averaging five points, four rebounds, one assist, and one block in 13.5 minutes…Recorded four points and one assist in six minutes during the Playoff Opener vs. MIN on 4/16…2022 (Philadelphia): Appeared in three games (two starts), averaging 3.3 points and 2.3 rebounds in 10.3 minutes… Recorded six points (3-of-3 FG) and five rebounds in 13 minutes at MIA in game five of the Eastern Conference Semifinals on 5/4… Registered four points (2-of-2 FG), two rebounds and a playoff season-high two blocks in 17 minutes at MIA in game four of the Eastern Conference Semifinals…2017 (LA Clippers): Played in seven games (all starts), averaging a playoff career-high 15.4 points and 14.4 rebounds in a playoff career-high 37.7 minutes…Finished with a double-double in each of the seven games…Posted 24 points (9-of-12 FG) and 18 rebounds in 40 minutes vs. UTA in game seven of the first round on 4/30 … Registered 10 points (4-of-7 FG, 2-of-2 FT), 15 rebounds and three blocks in 37 minutes vs. UTA on 4/15…2016 (LA Clippers): Appeared in six games (all starts), averaging 11.7 points, a playoff career-high 16.3 rebounds, playoff career-high 1.8 assists, playoff career-high 1.12 steals and a playoff career-high 2.7 blocks in 33.0 minutes…Recorded four double-doubles…Tallied 15 points (6-of-7 FG), a playoff season-high 20 rebounds and a playoff season-high tying two steals in 34 minutes at POR in game six of round one on 4/29…Posted a playoff season-high 18 points (5-of-7 FG), 12 rebounds and a playoff season-high tying four blocks in 32 minutes vs. POR in game one of round one on 4/17…2015 (LA Clippers): Played in 14 games (all starts), averaging 13.1 points, 13.4 rebounds, 1.1 assists, 1.14 steals and 2.36 blocks in 34.4 minutes…Recorded six double-doubles…Scored 20 plus points three times…Posted 16 points (7-of-10 FG), a playoff season-high tying 17 rebounds, a career-high tying four steals and three blocks in 39 minutes at HOU in game seven of the Western Conference Semifinals on 5/17… Finished with a playoff season-high 26 points (6-of-7 FG), a playoff season-high tying 17 rebounds, two assists and two steals in 30 minutes vs. HOU in game four of the Western Conference Semifinals on 5/10…Registered 10 points (2-of-4 FG), 13 rebounds, five assists, two steals and four blocks in 34 minutes at HOU in game one of the Western Conference Semifinals on 5/4…2014 (LA Clippers): Appeared in 13 games (all starts), averaging 9.6 points, 12.5 rebounds and 2.54 blocks in 34.0 minutes…Registered five double-doubles…Recorded seven points (3-of-3 FG), five rebounds and a playoff career-high tying four steals in 28 minutes at OKC in game one of the Western Conference Semifinals on 5/5…Posted a playoff season-high 25 points (8-of-10 FG), 18 rebounds and four blocks in 38 minutes vs. GSW in game five of round one on 4/29…Finished with 14 points

(5-of-8 FG), a playoff career-high 22 rebounds, a playoff season-high tying two assists and a playoff career-high tying five blocks in 35 minutes vs. GSW in game three of round one on 4/24...2013 (LA Clippers): Played in six games (all starts), averaging 3.7 points, 6.3 rebounds and 1.67 blocks in 24.0 minutes...Registered a playoff season-high six points, a playoff season-high tying eight rebounds and two blocks in a playoff season-high tying 31 minutes vs. MEM in game five of round one on 4/30...2012 (LA Clippers): Appeared in 11 games (all starts), averaging 4.5 minutes, 5.3 rebounds and 1.64 blocks in 22.6 minutes...Finished with a playoff season-high 10 points (4-of-7 FG), eight rebounds and three blocks in a playoff season-high 31 minutes vs. SAS in game four of the Western Conference Semifinals on 5/20.

College (Texas A&M: 2007–08): Big 12 All-Freshman Team selection...Appeared in 35 games (21 starts), averaging 7.9 points, 6.0 rebounds and 1.3 blocks in 20.1 minutes...Shot .617 (113-of-183) from the field...Scored in double figures in 13 games...Grabbed double-digit rebounds in six games...Blocked multiple shots in 12 games...Tallied two double-doubles...Had four points, 10 rebounds, two assists and a career-high six blocks on 3/5 at Baylor...Tallied 16 points, a career-high 12 rebounds and four blocks on 12/31 vs. Rice...Scored a career high 18 points with nine rebounds and one block on 12/8 vs. Texas State.

Personal: Full name is Hyland DeAndre Jordan, Jr....Hometown is Bellaire, Texas...Brother Cory was a pitcher in the New York Yankees organization, brother Avery was an offensive lineman at the University of New Mexico, and brother Brett was an offensive lineman at Colorado State University...Attended Episcopal High School (Bellaire, Texas) through his junior year...Transferred to Christian Life Center Academy (Kingwood, Texas) for his senior season...As a senior, averaged 26.1 points, 15.2 rebounds and 8.1 blocks...At Christian Life Center, set the school record for most blocks in a game with 20...Named third-team Parade All-American and first-team All-Greater Houston squad by the Houston Chronicle...Took part in the Clippers Teamwork at the Table Thanksgiving event at St. Joseph Center in Venice where he helped distribute food baskets and turkeys to over 300 families during the 2015-16 season...Participated, in conjunction with California Endowment, to open refurbished playground and basketball courts as part of the Clippers FIT Campus Program during the 2013-14 season...Participated in Mastro's Celebrity Server Dinner with the CP3 Foundation, benefiting LA's Afterschool Programs and Leaps n Boundz...Hosted a basketball clinic at a local elementary school in October 2014...Worked with the Salvation Army Siermon Family Youth and Community Center to distribute gifts to children during the holiday season...Hosted local youth at home games every season as part of his PlayerZone...Won the 2012-13 "Social/Slam Award" at the NBA's annual Social Media Awards for his dunk over Brandon Knight on March 10...Named an Official Honoree in the Sports Category for the 13th Annual Webby Awards, for his "Jordan's Journal" blog on Clippers.com during the 2008-09 season...Lists Tupac as his favorite musician...Has appeared on Lip Sync Battle on Spike TV alongside actress Sarah Hyland...Has appeared on Jimmy Kimmel's Mean Tweets...Made a cameo in the 2015 movie Teenage Mutant Ninja Turtles: Out of the Shadows...On Twitter @DeAndre.

NBA REGULAR SEASON STATS

SEASON	TM	G	GS	MP	FG	FGA	FG%	3P	3PA	3P%	FT	FTA	FT%	ORB	DRB	TRB	AST	STL	BLK	TOV	PF	PTS	PPG	RPG	APG
2008-09	LAC	53	13	771	93	147	.633	0	0	-	42	109	.385	72	165	237	11	11	59	41	96	228	4.3	4.5	0.2
2009-10	LAC	70	12	1137	144	238	.605	0	2	.000	48	128	.375	122	230	352	21	16	62	75	152	336	4.8	5.0	0.3
2010-11	LAC	80	66	2047	234	341	.686	0	1	.000	98	217	.452	207	368	575	42	41	142	101	255	566	7.1	7.2	0.5
2011-12	LAC	66	66	1798	206	326	.632	0	1	.000	74	141	.525	202	344	546	17	30	134	74	189	486	7.4	8.3	0.3
2012-13	LAC	82	82	2010	314	488	.643	0	0	-	96	249	.386	210	384	594	28	48	112	100	192	724	8.8	7.2	0.3
2013-14	LAC	82	82	2870	348	515	.676	0	0	-	160	374	.428	331	783	1114	74	80	203	123	264	856	10.4	13.6	0.9
2014-15	LAC	82	82	2820	379	534	.710	1	4	.250	187	471	.397	397	829	1226	61	81	183	109	245	946	11.5	15.0	0.7
2015-16	LAC	77	77	2598	357	508	.703	0	1	.000	266	619	.430	267	792	1059	90	51	177	107	207	980	12.7	13.8	1.2
2016-17	LAC	81	81	2570	412	577	.714	0	2	.000	205	425	.482	298	816	1114	96	51	134	115	212	1029	12.7	13.8	1.2
2017-18	LAC	77	77	2424	373	578	.645	0	0	-	181	312	.580	329	842	1171	117	39	71	137	203	927	12.0	15.2	1.5
2018-19	DAL/NYK	69	69	2047	286	446	.641	0	0	-	186	264	.705	225	677	902	156	42	73	153	167	758	11.0	13.1	2.3
2019-20	BRK	56	6	1234	191	287	.666	0	0	-	83	122	.680	141	420	561	105	18	52	74	114	465	8.3	10.0	1.9
2020-21	BRK	57	43	1246	190	249	.763	0	1	.000	46	92	.500	117	310	427	93	17	65	85	116	426	7.5	7.5	1.6
2021-22	LAL/PHI	48	20	622	92	143	.643	0	0	-	22	40	.550	83	181	264	21	12	35	37	71	206	4.3	5.5	0.4
2022-23	DEN	39	8	586	88	115	.765	1	1	1.000	22	48	.458	52	150	202	34	12	23	48	71	199	5.1	5.2	0.9
2023-24	DEN	36	2	396	58	93	.624	0	0	-	26	53	.491	54	103	157	26	6	16	23	56	142	3.9	4.4	0.7
2024-25	DEN	56	5	691	91	140	.650	0	0	-	27	64	.422	84	200	284	53	16	27	40	74	209	3.7	5.1	0.9
2025-26	NOP	12	7	199	21	32	.656	0	0	-	11	17	.647	26	50	76	11	4	10	9	16	53	4.4	6.3	0.9
CAREER		**1123**	**798**	**28066**	**3877**	**5757**	**.673**	**2**	**13**	**.185**	**1780**	**3745**	**.608**	**3217**	**7644**	**10861**	**1056**	**575**	**1578**	**1451**	**2700**	**9536**	**8.5**	**9.7**	**0.9**

NBA POSTSEASON STATS

SEASON	TM	G	GS	MP	FG	FGA	FG%	3P	3PA	3P%	FT	FTA	FT%	ORB	DRB	TRB	AST	STL	BLK	TOV	PF	PTS	PPG	RPG	APG
2011-12	LAC	11	11	249	21	40	.525	0	0	-	8	24	.333	18	40	58	4	7	18	7	20	50	4.5	5.3	0.4
2012-13	LAC	6	6	144	10	22	.455	0	0	-	2	9	.222	15	23	38	1	1	10	9	18	22	3.7	6.3	0.2
2013-14	LAC	13	13	442	46	63	.730	0	0	-	33	76	.434	43	120	163	10	12	33	23	45	125	9.6	12.5	0.8
2014-15	LAC	14	14	482	58	81	.716	0	0	-	67	157	.427	49	138	187	16	16	33	17	42	183	13.1	13.4	1.1
2015-16	LAC	6	6	198	24	38	.632	0	0	-	22	59	.373	30	68	98	11	7	16	7	17	70	11.7	16.3	1.8
2016-17	LAC	7	7	264	43	61	.705	0	1	.000	22	56	.393	25	76	101	5	3	6	17	29	108	15.4	14.4	0.7
2021-22	PHI	3	2	31	5	5	1.000	0	0	-	0	0		1	6	7	1	0	2	2	4	10	3.3	2.3	0.3
2022-23	DEN	4	0	14	2	3	.667	0	0	-	1	2	.500	0	4	4	1	0	1	2	2	5	1.3	1.0	0.3
2023-24	DEN	2	0	13	1	2	.500	0	0	-	2	2	1.000	1	2	3	0	1	1	0	4	4	2.0	1.5	0.0
2024-25	DEN	7	0	36	3	3	1.000	0	0	-	0	4	.000	1	8	9	2	0	1	2	9	6	0.9	1.3	0.3
CAREER		**73**	**59**	**1873**	**213**	**318**	**.670**	**0**	**1**	**.000**	**157**	**389**	**.404**	**183**	**485**	**668**	**51**	**47**	**121**	**86**	**190**	**583**	**8.0**	**9.2**	**0.7**



#24

BENNEDICT MATHURIN

GUARD/FORWARD

EXPERIENCE	4
HEIGHT/WEIGHT	6’ 6” / 222
BIRTHDATE	JUNE 19, 2002
BIRTHPLACE	MONTREAL, CAN
COLLEGE	ARIZONA
HIGH SCHOOL	NBA ACADEMY LATIN AMERICA (Mexico City, Mexico)

CAREER HIGHS

PTS	38	(Twice)
FGM	13	NYK 11/10/24
FGA	22	(Twice)
3FGM	7	NYK 11/10/24
3FGA	11	@CHI 12/5/25
FTM	15	OKC 10/23/25
FTA	17	OKC 10/23/25
OREB	5	(Twice)
DREB	11	(Twice)
TREB	16	BKN 3/20/25
ASTS	8	(Twice)
STLS	3	(7 Times)
BLKS	2	(3 Times)
MINS	45	OKC 10/23/25

PLAYERS | 24 BENNEDICT MATHURIN

Transactions: Selected sixth overall by Indiana in the 2022 NBA Draft...Signed a multi-year contract with Indiana on 7/3/22...Traded to the LA Clippers along with Isaiah Jackson, a 2026 first round pick, a 2028 2nd round draft pick and a 2029 1st round draft pick in exchange for Kobe Brown and Ivica Zubac on 2/4/26...Signed by New Orleans on 9/8/26.

2025-26 Season: Appeared in 54 games (25 starts) and averaged a career-high 17.6 points, 5.4 rebounds, 2.4 assists and 0.8 steals in 30.0 minutes per game...4/12 vs. Golden State, tied a career-high with eight assists. 2/19-2/22, has scored at least 20 points in three consecutive games. 2/19 vs. Denver, poured in 38 points (12-22 FG, 2-6 3PM, 12-13 FT), matching his career-high and marking the most points scored by a Clipper in their home debut. 2/10 at Houson, had a season-high three steals. 11/19 vs. Charlotte, had 24 points and 12 rebounds, his first double-double of the season. 10/23 vs. Oklahoma City, poured in 36 points, setting career highs with 15 free throws on 17 attempts.

Professional: In 263 games (110 starts) over four seasons with Indiana and the LA Clippers, holds averages of 16.2 points, 4.7 rebounds and 1.9 assists in 28.6 minutes per game...Over his career has shot .442 from the floor, .336 from three-point range and .838 from the free throw line...Scored in double figures 209 times, including 20-plus points in 85 contests...Notched 14 double-doubles...Has posted three or more three-pointers in 46 games... Since entering the league in 2022, Mathurin has scored 2426 bench points, the eight-most in the NBA during that time. During the same stretch, Mathurin's 15.9 points per game off the bench leads all NBA players with at least 50 reserve appearances.

2024-25: Appeared in 72 games and made a career-high 49 starts in his third NBA season...Averaged 16.1 points, a career-best 5.3 rebounds and 1.9 assists over 29.8 minutes per game...Posted career bests by shooting 45.8 percent from the field and 83.1 percent from the free throw line...Averaged 16.7 points, 6.0 rebounds and 1.9 assists per game over his 49 starts...Ranked seventh in the NBA among players who made at least 20 appearances off the bench in scoring with 14.6 points per game on 45.8 percent shooting from the field and 85.7 percent from the free throw line as a reserve...Finished with 23 games with 20 or more points, six of which came off the bench...Finished with three games with 30 or more points, including two off the bench...Posted a career-high eight double-doubles... Returned to the court for the first time since undergoing shoulder surgery in March 2024 and finished with 19 points, including 16 in the second half, in the season opener at Detroit, 10/23...Set new career highs with 38 points as he shot 13-for-18 from the field and made seven 3-pointers in the win over the Knicks, 11/10. He paired with Tyrese Haliburton (35 points) to become the first Pacers duo in the franchise's regular season history to each score 35+ points... Finished with 30 points and 11 rebounds in 40 minutes off the bench in Indiana's overtime win over Boston, 10/30...Returned to the court at Atlanta, 3/8 after missing the previous four games with a left wrist sprain. He finished with 30 points, eight rebounds and five assists in 40 minutes off the bench. He has now recorded six games with 30 or more points off the bench in his three-year career, which is now the most games with 30+ points off the bench in Pacers NBA franchise history...Scored 28 points, 26 of which came in the second half and overtime, on 11-for-19 shooting in the win at Washington, 2/12. He teamed with Obi Toppin (31 points) to become the first Pacers teammates and the ninth duo in NBA history to each record 28 or more points off the bench in the same game...Scored 28 points - including 17 in the fourth quarter and overtime - and grabbed a career-high 16 rebounds in the win over Brooklyn, 3/20.

2023-24: Appeared in 59 games and made 19 starts during his sophomore season, averaging 14.5 points, 4.0 rebounds and 2.0 assists per game...Shot 44.6 percent from the field, 37.4 percent from 3-point range and 82.1 percent from the foul line...Finished fifth among all NBA reserves as he averaged 14.5 points per game off the bench...Suffered a season-ending right shoulder injury that required surgery to fix a torn labrum that sidelined him for the final 19 regular season games and the playoffs...Finished with a career-high 34 points on 12-for-20 shooting (7-7 FT) against the Clippers, 12/18...Matched his career high with 34 points on 11-for-15 shooting against the Raptors, 2/26...Scored 30 points to go with seven rebounds and a career-high eight assists in the win at Detroit, 12/11...Scored 24 points and posted 11 rebounds for his first NBA double-double in the win over the Bucks, 11/9...Finished with 25 points and a career-high 13 rebounds in the win at Milwaukee, 1/1...Posted 14 points and 11 rebounds in the win over Dallas, 2/25... Earned MVP honors during the Panini Rising Stars Game during All-Star 2024 in Indianapolis as he competed in the event for the second straight season.

2022-23: Mathurin averaged 16.7 points, 4.1 rebounds and 1.5 assists over 28.5 minutes per game in 78 appearances (17 starts) while becoming the first Pacers player since Rik Smits in 1989 to earn NBA All-Rookie First Team honors...Mathurin was the NBA's leading bench scorer in the regular season, and his 1,028 points off the bench were the third-highest single-season total in Pacers franchise history...He ranked second among all NBA rookies in scoring; 12th in rebounding average; 12th in assists; second in 3-pointers made; and first in free throws, made attempted and free throw percentage... Mathurin scored 26 points against the Spurs Oct. 21 and 27 points against Detroit Oct. 22 to become the first Pacers rookie to post 20 or more points off the bench in consecutive games since Reggie Miller who did so four straight times in 1987-88...He later passed that mark as he scored 20+ points in five straight outings from Jan. 21-29...He finished with a season-high 32 points in the road win at Brooklyn Oct. 29, marking the most points scored off the bench by a Pacers rookie in team history. He tied Chris Duarte's rookie record for 3-pointers made as he shot 6-for-9 from long distance, and finished the game 10-for-10 from the free throw line...Pulled down a season-high nine rebounds twice...Mathurin and fellow rookie Andrew Nembhard were selected to the 2023 Jordan Rising Stars during All-Star Weekend in Salt Lake City, marking the second straight year (Duarte, Haliburton) and only the third time in team history (Danny Granger and Sarunas Jasikevicius in 2006) in which two Pacers players were selected to the Rising Stars Challenge... Missed four games with a right ankle sprain (March 11-18).

Playoffs: Averaged 10.3 points and 2.8 rebounds per game in the First Round against the Bucks...Finished with 13 points and five rebounds in his playoff debut in Game 1, 4/19...Missed Game 4 at Milwaukee, 4/27, with an abdominal contusion...Averaged 11.4 points and 1.8 rebounds in the Eastern Conference Semifinals against Cleveland...Scored 23 points on 6-for-11 shooting (8-9 FT) in Game 3, 5/9...Averaged 9.7 points and 2.8 rebounds in six games against New York...Finished with 20 points on 5-for-8 shooting and 10-for-11 from the free throw line in just 12 minutes in the Game 4 win, 5/27...Tied his playoff highs with 23 points and nine rebounds in Game 5, 5/29...Averaged 12.4 points and 5.1 rebounds per game during the NBA Finals...Set a postseason career high with 27 points on 9-for-12 shooting (7-8 FT) in the Game 3 win over the Thunder, 6/11...Posted his first playoff double-double with 24 points and 13 rebounds in Game 7, 6/22....2023-24: Missed all 17 games during Indiana's run to the Eastern Conference Finals due to surgery on his right shoulder.

International: Was a member of Canada's U19 team that took the bronze medal at the 2021 FIBA U19 World Cup in Latvia. In the seven games Canada played, he averaged 16.1 points (ranked seventh for the tournament) and 4.0 rebounds per game…Mathurin was named an AllStar at the Basketball Without Borders Global event in Chicago during 2020 NBA All-Star weekend.

College (Arizona: 2018-21): Played 63 games and made 49 starts over two seasons at the University of Arizona, averaging 14.8 points, 5.3 rebounds and 2.0 assists per game…2021-22: Mathurin was named the PAC-12 Player of the Year and earned second team All-America honors after averaging 17.7 points, 5.6 rebounds, 2.5 assists and 1.0 steal per game for Arizona in 2021-22…Finalist for the John R. Wooden Award…Naismith Trophy semifinalist…One of five finalists for the Jerry West Shooting Guard of the Year Award… Three-time Pac-12 Player of the Week…Scored 655 points, the ninth-most in a season in Arizona history…Posted 14 games with 20 or more points, including a high of 30 points twice… Finished with three double-doubles, posting a high of 10 rebounds three times…2020-21: Averaged 10.8 points and 4.8 rebounds while shooting 47.1 percent from the field and 41.8 percent from 3-point range during his freshman season…Ranked fifth in the Pac-12 in free throw percentage (.846) and sixth in the Pac-12 in 3-point field goal percentage…Scored in double figures 15 times with two double doubles…Scored a career-high 31 points on 10-of-12 shooting from the floor – including 6-for-7 from the 3-point line – while also hauling in eight rebounds at Oregon State, 1/14.

Personal: Attended the NBA Academy Latin America in Mexico City…Speaks four languages - French, Spanish, Creole, English… His family is of Haitian decent, but he was born and raised in Montreal…Sponsors a Thanksgiving turkey giveaway in Hatiian and underprivileged communities in Indianapolis…Hosts annual basketball camps in Indianapolis, Toronto and his hometown of Montreal.

NBA REGULAR SEASON STATS

SEASON	TM	G	GS	MP	FG	FGA	FG%	3P	3PA	3P%	FT	FTA	FT%	ORB	DRB	TRB	AST	STL	BLK	TOV	PF	PTS	PPG	RPG	APG
2022-23	IND	78	17	2222	413	951	.434	100	310	.323	376	454	.828	87	231	318	116	48	13	152	162	1302	16.7	4.1	1.5
2023-24	IND	59	19	1538	296	663	.446	80	214	.374	184	224	.821	60	174	234	119	35	14	97	117	856	14.5	4.0	2.0
2024-25	IND	72	49	2149	391	853	.458	98	288	.340	276	332	.831	87	296	383	136	47	24	135	162	1156	16.1	5.3	1.9
2025-26	IND/LAC	54	25	1620	291	677	.430	75	238	.315	292	336	.869	55	238	293	129	43	13	118	137	949	17.6	5.4	2.4
CAREER		**263**	**110**	**7529**	**1391**	**3144**	**.442**	**353**	**1050**	**.336**	**1128**	**1346**	**.838**	**289**	**939**	**1228**	**500**	**173**	**64**	**502**	**578**	**4263**	**16.2**	**4.7**	**1.9**

NBA POSTSEASON STATS

SEASON	TM	G	GS	MP	FG	FGA	FG%	3P	3PA	3P%	FT	FTA	FT%	ORB	DRB	TRB	AST	STL	BLK	TOV	PF	PTS	PPG	RPG	APG
2024-25	IND	22	0	385	68	148	.400	18	60	.333	89	103	.000	26	47	73	19	9	7	26	42	243	11.0	3.3	0.9
CAREER		**22**	**0**	**385**	**68**	**148**	**.459**	**18**	**60**	**.300**	**89**	**103**	**.864**	**26**	**47**	**73**	**19**	**9**	**7**	**26**	**42**	**243**	**11.0**	**3.3**	**0.9**



#17

KARLO MATKOVIĆ

FORWARD/CENTER

EXPERIENCE	2
HEIGHT/WEIGHT	6' 11" / 255
BIRTHDATE	MARCH 30, 2001
HOME COUNTRY	CROATIA
PRIOR TO NBA	CEDEVITA OLIMPIJA (Slovenia, Adriatic Basketball Association)

CAREER HIGHS

PTS	19	(Twice)
FGM	8	(Twice)
FGA	13	@PHX 2/27/25
3FGM	3	(3 Times)
3FGA	7	@PHX 2/27/25
FTM	4	(Twice)
FTA	4	(7 Times)
OREB	7	@SAC 3/5/26
DREB	10	MEM 3/9/25
TREB	11	(4 Times)
ASTS	5	@UTA 2/28/26
STLS	2	(9 Times)
BLKS	4	@UTA 2/26/26
MINS	36	@PHX 2/27/25

PLAYERS | 17 KARLO MATKOVIĆ

Transactions: Selected 52nd overall by New Orleans Pelicans in the 2022 NBA Draft...Signed with the New Orleans Pelicans 7/13/24

2025-26 (New Orleans): Appeared in 62 games (two starts) for New Orleans, averaging 5.7 points, 3.7 rebounds, 0.8 assists, 0.4 steals and 0.9 blocks in 14.7 minutes per game while shooting .604 from the floor, .422 from three-point range and .732 from the free throw line...On 11/2 at OKC, scored four points on a perfect 2-of-2 shooting from the floor and added two rebounds in seven minutes of play... On 11/4 vs. CHA, posted 13 points, six rebounds, two assists and one block in 15 minutes of action while shooting 6-of-7 (.857) from the floor...On 11/17 vs. OKC, scored 10 points on 4-of-5 (.800) shooting from the field, including 2-of-3 (.667) from three-point range... He added six rebounds, two assists and one block in 22 minutes of play...On 1/2 vs. POR, posted a season-high 16 points on 7-of-8 (.875) shooting from the floor, including 2-of-3 (.667) from three-point range...He added two steals and two blocks in 20 minutes of action...On 1/4 at MIA, made his first start of the season and the eighth of his career, posting four points, six rebounds, one assist and two blocks in 24 minutes of play...On 2/9 vs. SAC, tallied 12 points and a team-high nine rebounds while shooting 4-of-6 (.667) from the floor, 2-of-3 (.667) from three-point range and a perfect 2-of-2 from the free throw line...On 2/26 at UTA, posted eight points, four rebounds and a career-high four blocks while shooting 3-of-4 (.750) from the floor, including 1-of-2 (.500) from three-point range...On 2/28 at UTA, notched eight points, six rebounds, a career-high five assists, two blocks and one steal in 25 minutes of action...On 3/5 at SAC, posted nine points, nine rebounds, two assists and three blocks in 25 minutes of play...On 3/16 vs. DAL, recorded his first double-double of the season with 13 points and 10 rebounds...He added one assist and one steal while shooting 5-of-7 (.714) from the floor, including a perfect 2-of-2 from three-point range.

Professional: Has appeared in 104 games (nine starts) over two seasons with New Orleans, averaging 6.5 points, 4.2 rebounds, 0.9 assists, 0.5 steals and 0.9 blocks in 16.4 minutes per game while shooting .589 from the floor, .378 from three-point range and .753 from the free throw line.

2024-25 (New Orleans): Appeared in 42 games (seven starts), averaging 7.7 points, 5.0 rebounds, 1.1 assists and 1.0 blocks in 18.8 minutes per contest...Converted .574 from the floor, .318 from three-point range and .773 from the free throw line...Scored in double figures 16 times, including seven games of scoring 15-plus points...Notched four double-doubles on the season...On 10/23 vs. CHI, made his Pelicans debut where he came in for one minute of action and swatted one shot...On 10/27 at POR, scored his first NBA bucket, finishing with two points and three boards... On 2/3 at DEN, posted five points, a season-high 11 rebounds, four assists and a block in 27 minutes of action... On 2/23 vs. SAS, notched a season-high 19 points, shooting 8-of-9 (.889) from the field, 1-of-2 (.500) from deep and a perfect 2-of-2 from the free throw line. He added six rebounds, one assist and one block in 21 minutes...On 2/27 at PHX, notched his first career double-double scoring 17 points and hauling in 10 rebounds...Missed 14 games due to injury and missed an additional 13 games on G League assignment.

Summer League (New Orleans: 2024): Appeared in four games for the Pelicans, averaging 10.8 points, 4.3 rebounds, 2.0 assists and 1.8 blocks in 18.0 minutes per contest...Shot .654 from the floor and .875 from the free throw line.

G League: 2024-25 (Birmingham Squadron): Appeared in ten games for the Squadron, averaging 17.7 points, 9.9 rebounds, 3.1 assists and 1.8 blocks in 30.3 minutes per game...Converted .583 from the floor, .394 from behind the arc and .650 from the free throw stripe...2023-24 (Birmingham Squadron): Played in ten games for the Squadron, where he averaged 17.3 points, 8.0 rebounds, 2.4 assists, 0.8 steals and 1.8 blocks in 31.3 minutes...Converted .615 from the field, .333 from deep and .750 from the free throw line.

International: Over seven seasons overseas, has played for three different teams in Croatia, Serbia, and Slovenia...2023-24 Season (Slovenia): Started all 34 games he appeared in for Slovenian KK Cedevita Olimpija of the Adriatic Basketball Association, averaging 15.4 points, 6.9 rebounds, 0.9 assists, 1.1 steals and 2.4 blocks in 28.3 minutes per game in ABA, EuroCup, ABA Supercup and Spar Cup play...2022-23 Season (Slovenia): Played for Slovenian KK Cedevita Olimpija of the Adriatic Basketball Association during the 2022-23 season, in which the Croatian averaged 8.8 points and 3.9 rebounds in ABA and EuroCup play...2021-22 (Serbia): In the Liga ABA league, appeared in 25 games (13 starts), averaging 11.6 points, 6.1 rebounds and 1.1 assists in 22.0 minutes per game...Was named Adriatic League Liga ABA Round 7 MVP...2020-21 (Serbia): Appeared in 18 games (four starts), averaging 6.1 points, 3.3 rebounds and 0.9 blocks in 10.6 minutes per game in Liga ABA play...2019-20 (Serbia): Was loaned to OKK Belgrade for the Serbian League season... Appeared in 26 games (25 starts), averaging 5.7 points, 3.3 boards, and 1.1 blocks in 13.6 minutes per game...2018-19 (Croatia): Played on Cedevita's U16 and U18 squad which led to his first professional contract in April of 2019 with Cedevita's senior league squad....As a 17-year-old, he played nine games (one start) with the senior squad and averaged 4.0 points and 2.0 rebounds in 10.4 minutes per contest...2017-18 (Croatia): Matkovic joined the Cedevita U16 squad (Adriatic Junior league) in 2017, appearing in four games in the Jr. Liga ABA.

NBA REGULAR SEASON STATS

SEASON	TM	G	GS	MP	FG	FGA	FG%	3P	3PA	3P%	FT	FTA	FT%	ORB	DRB	TRB	AST	STL	BLK	TOV	PF	PTS	PPG	RPG	APG
2024-25	NOP	42	7	791	135	235	.574	21	66	.318	34	44	.773	64	145	209	46	22	41	43	106	325	7.74	4.98	1.1
2025-26	NOP	62	2	912	142	235	.604	38	90	.422	30	41	.732	72	157	229	50	25	54	34	105	352	5.7	3.7	0.8
CAREER		**104**	**9**	**1703**	**277**	**470**	**.589**	**59**	**156**	**.378**	**64**	**85**	**.753**	**136**	**302**	**438**	**96**	**47**	**95**	**77**	**211**	**677**	**6.5**	**4.2**	**0.9**



#11

BRYCE McGOWENS

GUARD

EXPERIENCE	4
HEIGHT/WEIGHT	6’ 6” / 202
BIRTHDATE	NOVEMBER 8, 2002
BIRTHPLACE	PENDLETON, SC
COLLEGE	NEBRASKA
HIGH SCHOOL	LEGACY CHARTER SCHOOL (Greenville, SC)

CAREER HIGHS

PTS	23	(Twice)
FGM	9	@LAL 11/30/25
FGA	18	@LAL 11/30/25
3FGM	5	POR 12/11/25
3FGA	10	@UTA 2/28/26
FTM	9	@CLE 4/9/23
FTA	10	@CLE 4/9/23
OREB	3	CLE 12/23/25
DREB	7	(Twice)
TREB	7	(3 Times)
ASTS	6	(Twice)
STLS	4	@OKC 2/2/24
BLKS	2	@SAC 3/5/26
MINS	37	@ATL 1/7/26

PLAYERS | 11 BRYCE McGOWENS

Transactions: Drafted by the Minnesota Timberwolves with the 40th overall pick in the 2022 NBA Draft...Traded by the Minnesota Timberwolves to the Charlotte Hornets in exchange for Josh Minott and a 2023 second round draft pick...Signed a two-way contract with the Charlotte Hornets on 7/2/2022...Converted from a two-way contract to a regular contract by the Charlotte Hornets on 2/26/2023...Signed a two-way contract with the Portland Trail Blazers on 7/11/2024...Signed a two-way contract with the New Orleans Pelicans on 7/30/2025...Converted the two-way contract of Bryce McGowens to a standard NBA contract with the New Orleans Pelicans on 2/20/2026.

2025-26 (New Orleans): In 42 games (13 starts), averaged 8.1 points, 2.1 rebounds, and 1.5 assists in 21 minutes per game while converting .481 from the floor, .409 from three-point range and .779 from the free throw line...On 10/29 at DEN, posted two points and one assist in six minutes of action...On 11/16 vs. GSW, scored eight points on 3-of-6 (.500) from the floor and 2-of-4 (.500) from the free throw line...On 11/22 vs. ATL, posted nine points on 3-of-5 (.600) from the floor and 3-of-4 (.750) from the free throw line. He added one rebound, one steal and a block in 20 minutes of play...On 11/24 vs. CHI, scored 11 points on 3-of-4 (.750) from the floor, 2-of-3 (.667) from three-point range and 3-of-4 (.750) from the free throw line. He added three rebounds and two dimes in 18 minutes of action...On 11/29 at GSW, started his first game of the season posting five points, four rebounds, one dime and two steals in 26 minutes of action...On 11/30 at LAL, scored a career-high 23 points on 9-of-18 (.500) from the floor, including 3-of-5 (.600) from behind the arc. He added a career-high seven rebounds to go along with five assists in 33 minutes of action...On 12/11 vs. POR, tied a career-high 23 points on 8-of-11 (.727) from the field, a perfect 5-of-5 from three-point distance and a perfect 2-of-2 from the foul stripe. He added seven rebounds, two assists, and two steals in 30 minutes...On 12/23 at CLE, notched eight points, seven rebounds, three dimes and posted a season-high three steals in 31 minutes of action...On 1/7 at ATL, posted 20 points on 8-of-15 (.533) from the floor, 1-of-3 (.333) from three-point distance and 3-of-5 (.600) from the free throw line. He added three assists, two rebounds and a steal in a career-high 37 minutes of play...On 3/5 at SAC, came off the bench and posted 14 points, six rebounds, two assists, one steal and a career-high two blocks in 27 minutes of play.

Professional: In 160 games (34 starts) over four seasons for Charlotte, Portland and New Orleans, averaged 5.6 points, 1.8 rebounds and 1.1 assists in 16.1 minutes per contest while converting .438 from the floor, .351 from three-point range and .771 from the foul stripe...Scored in double figures 37 times, including five games of scoring 20-plus points.

2024-25 (Portland): Appeared in 13 games for the Trail Blazers, averaging 1.0 points in 2.5 minutes per contest...Shot .286 from the floor and .833 from the free throw line.

2023-24 (Charlotte): In his third season with Charlotte, appeared in 59 games (14 starts), averaging 5.1 points, 1.7 rebounds and 0.9 assists in 14.9 minutes per game...Shot career-highs from the floor (.439) and from three-point distance (.333)...Scored in double figures 14 times, including three games of 15 plus points...On 11/30 at BKN, made his first start of the season, posting 14 points and sinking four three-pointers...On 12/18 at TOR, scored 14 points and five rebounds...On 2/2 at OKC, notched a season-high 15 points and a career-best four steals...On 2/9 vs. MIL, tied a season-high 15 points.

2022-23 (Charlotte): In his rookie season, appeared in 46 games (seven starts), averaging 5.3 points, 2.0 rebounds and 1.2 assists in 17.1 minutes per game while shooting .396 from the field, .325 from behind the arc and .750 from the free throw line...Scored in double-figures 10 times, including two games of scoring 20-plus...On 11/28 at BOS, notched 10 points, six assists and a block in 24 minutes of action...On 1/24 at PHX, earned his first career start, posting five points, four boards and three assists in 22 minutes of play...On 4/4 vs. TOR, notched 20 points, six rebounds and three dimes in 36 minutes of action...On 4/9 vs. CLE, scored a career-high 22 points, shooting 6-of-11 (.545) from the field and 9-of-10 from the free throw line.

G League: 2024-25 (Rip City Remix): In 30 total appearances (all starts) with the Rip City Remix, averaged 28.2 points, 3.7 rebounds, 3.4 assists and 1.7 steals per game...Named All-NBA G League Second Team...Named a 2025 Castrol NBA Rising Star...Named G League Player of the Week on Feb. 4 after averaging 29.0 points, 6.0 assists, 5.7 rebounds and 2.0 steals during the week of Jan. 27 to Feb. 2....2022-23 (Greensboro Swarm): Appeared in 10 games for the Swarm, averaging 22.4 points, 4.0 rebounds, 4.1 assists and 1.7 steals in 35.4 minutes per contest.

College (Nebraska: 2021-22): Started in all 31 games at Nebraska, averaging 16.8 points, 5.2 rebounds and 1.4 assists in 33.3 minutes per contest...Converted .403 from the floor, .274 from three-point range and .831 from the free throw line...Earned All-Big Ten Third Team and Big Ten All-Freshman honors, in addition to being named Big Ten Newcomer of the Year...Was an eight-time Big Ten Freshman of the Week...Made a career-best four three-pointers as he scored a career-high 29 points on Nov. 12 vs. Sam Houston State...Matched his career high in scoring with 29 points on Jan. 29 vs. Rutgers, which was a freshman school record for points in a conference game...Tallied two double-doubles...Collected a career-best 11 rebounds on Nov. 21 vs. Southern...Swiped a career-high three steals on Feb. 1 at Michigan...Set a Nebraska record for most points by a freshman in his debut by scoring 25 points on Nov. 9 vs. Western Illinois...Averaged 17.3 points in Big Ten play, the most by a freshman since Ohio State's D'Angelo Russell in 2014-15...Set Nebraska freshman records in points (522), free throws made (162) and free throws attempted (195).

Personal: Hometown is Pendleton, S.C....Son of Bobby and Pam McGowens...Has two siblings, Trey and Raina...His brother, Trey, was his teammate at Nebraska...His father played football at Clemson before transferring to South Carolina State to play football and basketball...His mother played basketball at Western Carolina and is a high school basketball coach.

NBA REGULAR SEASON STATS

SEASON	TM	G	GS	MP	FG	FGA	FG%	3P	3PA	3P%	FT	FTA	FT%	ORB	DRB	TRB	AST	STL	BLK	TOV	PF	PTS	PPG	RPG	APG
2022-23	CHO	78	17	2222	413	951	.434	100	310	.323	376	454	.828	87	231	318	116	48	13	152	162	1302	16.7	4.1	1.5
2023-24	CHO	59	19	1538	296	663	.446	80	214	.374	184	224	.821	60	174	234	119	35	14	97	117	856	14.5	4.0	2.0
2024-25	POR	72	49	2149	391	853	.458	98	288	.340	276	332	.831	87	296	383	136	47	24	135	162	1156	16.1	5.3	1.9
2025-26	NOP	54	25	1620	291	677	.430	75	238	.315	292	336	.869	55	238	293	129	43	13	118	137	949	17.6	5.4	2.4
CAREER		**263**	**110**	**7529**	**1391**	**3144**	**.442**	**353**	**1050**	**.336**	**1128**	**1346**	**.838**	**289**	**939**	**1228**	**500**	**173**	**64**	**502**	**578**	**4263**	**16.2**	**4.7**	**1.9**



#21

YVES MISSI

CENTER

EXPERIENCE	2
HEIGHT/WEIGHT	6' 11" / 236
BIRTHDATE	MAY 14, 2004
HOME COUNTRY	CAMEROON
COLLEGE	BAYLOR
HIGH SCHOOL	PROLIFIC PREP (Napa, CA)

CAREER HIGHS

PTS	24	@PHX 2/28
FGM	11	(Twice)
FGA	14	(Twice)
3FGM	--	
3FGA	1	(Twice)
FTM	8	@WAS 1/5/25
FTA	8	(3 Times)
OREB	10	CHI 11/24/25
DREB	12	@SAC 2/8/25
TREB	15	SAS 2/23/25
ASTS	5	DAL 3/16/26
STLS	3	@LAL 3/4/25
BLKS	5	(Twice)
MINS	40	DEN 12/22/24

PLAYERS | 21 YVES MISSI

Transactions: Selected 21st overall by New Orleans in the 2024 NBA Draft...Signed a multi-year contract with the Pelicans on 7/8/24.

2025-26 (New Orleans): In 66 games (14 starts), averaged 5.7 points, 5.8 rebounds, 1.3 assists and 1.5 blocks in 19.7 minutes per game...Recorded five double doubles...On 10/27 vs. BOS, posted 11 points, seven rebounds and three assists while converting 3-of-4 from the floor and a perfect 5-of-5 from the foul stripe...On 11/16 vs. GSW, notched eight points on 4-of-8 (.500) from the floor, to go along with seven boards, two dimes, one steal and a block in 25 minutes of action...On 11/24 vs. CHI, posted 14 points and a season-high 14 rebounds, posting his first double-double of the season... On 12/23 at CLE, appeared in 13 minutes posting seven points, two rebounds, two assists, one steal and two blocks while converting a perfect 3-of-3 from the floor and 1-of-1 from the free throw stripe... On 12/27 vs. PHX, posted four points, eight rebounds, one assist, two steals and four blocks in 21 minutes of play...On 1/11 at ORL, notched seven points, five rebounds and four blocks in 18 minutes of action... On 1/14 vs. BKN, posted his second double-double of the season, scoring 12 points and hauling in 12 rebounds...Missi added four assists and a block while converting 6-of-13 (.462) from the floor... On 1/25 at SAS, notched his third double-double of the season, scoring 10 points and tied a season-high 14 rebounds in 30 minutes of action...On 3/5 at SAC, posted seven points, two rebounds, one dime, two steals and four blocks in 16 minutes of action...On 3/16 vs. DAL, posted four points, 10 rebounds, five assists and tied a career-high with five blocks.

Professional: In 139 games (81 starts) over two seasons with New Orleans, holds averages of 7.5 points, 7.1 rebounds, 1.3 assists and 1.4 blocks in 23.4 minutes per game...Shooting .546 from the floor and .601 from the free throw line...Has notched 19 career double-doubles.

2024-25: In his rookie season with the Pelicans appeared in 73 games (67 starts), averaging 9.1 points, 8.2 rebounds, 1.4 assists and 1.3 blocks in 26.8 minutes per game...Converted .547 from the floor and .623 from the free throw line...Led all rookies with 26 double-digit rebound games and ranked second in double-doubles posting 14 on the season...Was named Western Conference Rookie of the Month for games played in December, where he appeared in 13 games (all starts)...In December, he led all rookies in points (146), total rebounds (130), offensive rebounds (63), field goals made (60) and blocks (21)...Additionally, during the month of December he averaged a double-double (11.2 points, 10.0 rebounds), and his six games with at least 10 rebounds were the most among first-year players...He posted back-to-back double-doubles against Brooklyn (17 points & 11 rebounds) and Oklahoma City (10 points & 10 rebounds) while shooting a combined 92.3% (12-of-13) from the floor, which makes him the third rookie in NBA history to record back-to-back double-doubles while shooting 90.0% or better from the field, along with Buck Williams (1981-82) and Larry Smith (1980-81)...On 10/23 vs. CHI, appeared in his first regular season NBA game, posting 12 points on 5-of-8 (.625) from the floor and a perfect 2-of-2 from the free throw line...On 11/1 vs. IND, got his first NBA start, posting four points on 2-of-5 (.400) shooting. Additionally, he pulled down a team-high 10 boards and notched one block in 26 minutes...On 11/11 vs. BKN, posted his first career double-double, scoring 17 points and hauling in 11 rebounds. In the third frame, posted 11 points, four rebounds, one steal and a block while shooting a perfect 5-of-5 from the field. He converted 7-of-8 (.875) from the floor. This marks the third time in franchise history that a rookie posted 15-plus points and shot at least 87.5% from the floor, along with Jaxson Hayes and Cheick Diallo... On 12/2 at ATL, posted 23 points, 12 boards, one assist and a block while converting 11-of-14 (.786) from the floor in 35 minutes of play...On 12/30 vs. LAC, posted 12 points, nine rebounds, four dimes and five blocks. Additionally, his five blocks is tied for most blocks in a game by a rookie in franchise history...On 2/23 vs. SAS, finished with a season-high 15 rebounds to go along with six points and one assist. He pulled down nine boards in the second quarter alone...On 2/28 at PHX, scored a season-high 24 points on 11-of-14 (.786) from the floor and 2-of-3 (.667) from the free throw line...Missed only nine games on the season due to injury, resulting in him playing the most games for the Pelicans during the 2024-25 season.

Summer League: New Orleans (2025): Started all three games he played in for New Orleans, averaging 7.3 points, 10.7 rebounds and 2.0 blocks in 24.2 minutes per contest...New Orleans (2024): Appeared in four games for the Pelicans, averaging 8.0 points, 4.8 rebounds, 2.0 assists and 1.8 blocks per game while converting .462 from the floor and .667 from the foul stripe.

College (Baylor: 2023-24): Appeared in 34 games during his freshman season for the Bears, averaging 10.7 points, 5.6 rebounds, 0.4 assists and 1.5 blocks in 22.9 minutes per game...Converted .614 from the floor and .616 from the free throw stripe...Was named 2023-24 All-Big 12 Defensive Team selection, the first Baylor freshman to earn this honor...Named 2023-24 All-Big 12 Honorable Mention ...Led Baylor with five double-doubles during the 2023-24 season...Ranked fourth in the Big 12 in both blocks (1.50 bpg) and offensive rebounds per game (2.6)...Named Big 12 Newcomer of the Week (Feb. 12) after posting 17 points and seven rebounds vs. Texas Tech (Feb. 6) and 21 points and eight boards against Kansas (Feb. 10)...Posted 14 points and 14 rebounds against Oregon State (Nov. 22)...Scored a collegiate career-high 25 points and grabbed nine rebounds against TCU (Jan. 27)...Posted 11 points and 10 rebounds vs. Duke (Dec. 20)...Finished with 14 points and 11 rebounds against Iowa State in the Big 12 Tournament semifinals (Mar. 15).

Personal: Yves Thierry Missi...Born in Belgium and grew up in Cameroon...Participated in his first high school game in 2021 after moving to the United States at age 16...Both parents competed for the Cameroon National Team...Brother, Steve Moundou-Missi, was a three-time All-Ivy League selection at Harvard, in addition to being the 2015 Ivy League Defensive Player of the Year.

NBA REGULAR SEASON STATS

SEASON	TM	G	GS	MP	FG	FGA	FG%	3P	3PA	3P%	FT	FTA	FT%	ORB	DRB	TRB	AST	STL	BLK	TOV	PF	PTS	PPG	RPG	APG
2024-25	NOP	73	67	1956	269	492	.547	0	1	.000	127	204	.623	255	346	601	99	37	98	82	145	665	9.1	8.2	1.4
2025-26	NOP	66	14	1297	160	294	.544	0	1	.000	57	102	.559	183	202	385	84	20	101	54	113	377	5.7	5.8	1.3
CAREER		**139**	**81**	**3253**	**429**	**786**	**.546**	**0**	**2**	**.000**	**184**	**306**	**.601**	**438**	**548**	**986**	**183**	**57**	**199**	**136**	**258**	**1042**	**7.5**	**7.1**	**1.3**



#25

TREY MURPHY III

FORWARD

EXPERIENCE	5
HEIGHT/WEIGHT	6’ 9” / 220
BIRTHDATE	JUNE 18, 2000
BIRTHPLACE	DURHAM, NC
COLLEGE	VIRGINIA
HIGH SCHOOL	CARY ACADEMY (Cary, NC)

CAREER HIGHS

PTS	44	@MIL 2/4/26
FGM	15	BOS 1/31/25
FGA	28	@MIL 2/4/26
3FGM	10	(Twice)
3FGA	15	@MIA 1/1/25
FTM	12	@MIL 2/4/26
FTA	12	(4 Times)
OREB	6	DAL 1/15/25
DREB	12	@MIN 12/2/25
TREB	15	@MIN 12/2/25
ASTS	11	SAC 2/13/25
STLS	5	(Twice)
BLKS	4	@DET 3/24/24
MINS	46	MEM 4/5/23

Transactions: Selected 17th overall by Memphis in the 2021 NBA Draft...Draft rights acquired by New Orleans along with Devonte' Graham and Jonas Valančiūnas in a three-team trade that sent Steven Adams, Eric Bledsoe, the draft rights to Ziaire Williams and Jared Butler, and a protected 2022 first round pick to Memphis, and Wes Iwundu, a future protected first round draft pick, and cash considerations to Charlotte on 8/7/21...Signed a contract with New Orleans on 8/10/21...Signed a multi-year contract extension on 8/21/2024.

2025-26: Appeared in 66 games (all starts) and averaged a career high 21.5 points, 5.7 rebounds, 3.8 assists and 1.5 steals in 35.5 minutes per game...On 10/24 vs. SAS, scored 24 points on 9-of-18 (.500) from the floor, 3-of-8 (.375) from behind the arc and a perfect 3-of-3 from the foul stripe...On 11/8 at SAS, scored 41 points on 15-of-22 (.682) from the floor, 5-of-11 (.455) from three-point range and a perfect 6-of-6 from the free throw line. Murphy added a team-high nine rebounds to go along with three dimes and a steal in 38 minutes of action...On 11/14 vs. LAL, led the way for the Pelicans, posting 35 points, five rebounds and a steal while shooting 13-of-20 (.650) from the floor, 3-of-7 (.429) from three-point range and a perfect 6-of-6 from the charity stripe...On 11/19 vs. DEN, notched 23 points on 7-of-14 (.500) from the floor, 5-of-12 (.417) from behind the arc and a perfect 4-of-4 from the free throw line. He added two rebounds, three assists, tied a career-high with five steals and one block...On 12/2 vs. MIN, notched his third double-double of the season, scoring 33 points and hauled in a career-high 15 rebounds. He shot 11-of-21 (.524) from the field, 4-of-8 (.500) from three-point distance and a perfect 7-of-7 from the free throw stripe...On 12/8 vs. SAS, posted 32 points on 13-of-21 (.619) from the floor, 2-of-6 (.333) from behind the arc and 4-of-5 (.800) from the free throw stripe. He added three boards, four dimes, two steals and a block in 38 minutes of action...On 1/4 at MIA, posted 27 points, eight rebounds, five assists, one steal and a block while shooting 10-of-19 (.526) from the floor, including 7-of-15 (.467) from behind the arc...After sinking his fourth three-pointer of the night, he became the Pelicans' All-Time Franchise leader in three-pointers made, surpassing CJ McCollum...On 1/6 vs. LAL, finished the game with 42 points on 14-of-26 (.538) from the floor, 6-of-17 (.353) from three-point range and 8-of-9 (.889) from the free throw line. Murphy III added five rebounds and three dimes in 39 minutes of action...In the third quarter, Murphy scored 20 points on 8-of-12 (.750) from the floor, 3-of-6 (.500) from three-point range and a perfect 1-of-1 from the free throw line...This marks his second career 20-point quarter and his second-highest point total in any quarter in his career...On 1/9 at WAS, notched 35 points on 13-of-24 (.542) from the floor, including 7-of-16 (.438) from three-point range...He added eight rebounds, four assists and four steals in 36 minutes of play... On 1/13 vs. DEN, scored a team-high 31 points on 11-of-19 (.579) from the floor, 4-of-8 (.500) from three-point range and a perfect 4-of-4 from the free throw stripe...He added five rebounds, two assists and one steal in 34 minutes of action...On 1/14 vs. BKN, scored a game-high 34 points on 12-of-22 (.545) from the floor, including 5-of-13 (.365) from three-point range. He added nine rebounds, five assists, two steals and a block in 38 minutes of action...On 1/23 at MEM, notched 32 points on 9-of-15 (.600) from the floor, 2-of-7 (.286) from three-point range and a perfect 12-of-12 from the free throw line. He added three rebounds, three assists and three steals...On 2/4 at MIL, scored a career-high 44 points shooting 15-of-28 (.536) from the floor, 12-of-19 (.632) from three-point distance and a perfect 2-of-2 from the free throw stripe...He added six rebounds, six assists and three steals in 40 minutes of action...Murphy's 12 threes marks a career-high and a Pelicans' single game franchise-high...On 3/11 vs. TOR, posted 28 points on 8-of-12 (.667) from the field, including 5-of-8 (.625) from three-point range and 7-of-8 (.875) from the free throw stripe. Murphy III added seven rebounds, three steals and three assists...On 3/18 vs. LAC, scored 23 points on 7-of-17 (.412) from the floor, including 4-of-12 (.333) from three-point range and 5-of-6 (.833) from the free throw line...He added seven rebounds, five assists, three steals and one block in 40 minutes of play.

Professional: In 317 games (206 starts) over five seasons for New Orleans, averaged 15.4 points, 4.3 rebounds, 2.2 assists and 1.0 steal per game in 29.0 minutes per game. Over his career has shot .459 from the floor, .382 from three-point range and .878 from the free throw line...Scored in double figures 227 times, including 20-plus points in 100 contests...Notched eight double-doubles...Has posted five or more three-pointers in 46 games.

2024-25: Appeared in 53 games (51 starts), averaging a career-high 21.2 points, 5.1 rebounds, 3.5 assists and 1.1 steals per game... Converted .454 from the field, .361 from three-point range and .887 from the free throw line...Scored 20-plus points in 30 games, including seven games scoring 30 or more points...Made five threes in eight games...On 11/11 vs. BKN, made his season debut posting 12 points, five rebounds and two blocks while converting 4-of-14 (.286) from the floor, 2-of-6 (.333) from three-point range and a perfect 2-of-2 from the free throw line... On 12/7 vs. OKC, posted 16 points, three rebounds, two assists, one block and a career-high five steals in 34 minutes of play... On 1/15 vs. DAL, notched 24 points on 7-of-18 (.389) from the floor, 2-of-6 (.333) from deep and a perfect 8-of-8 from the charity stripe. He added a season-high 10 rebounds, marking his first double-double this season, and the third of his career ...On 1/31 vs. BOS, scored a game-high 40 points converting 15-of-20 (.750) from the floor, 8-of-12 (.750) from three-point range and 2-of-3 (.667) from the free throw line. He added five rebounds, four assists and one steal in 39 minutes of play...On 2/3 at DEN, scored 41 points, converting 13-of-21 (.619) from the floor, 8-of-12 (.750) from three-point range and a perfect 7-of-7 from the free throw line to go along with added three rebounds, three assists and two steals in 38 minutes of action...On 2/13 vs. SAC, tossed out a career-high 11 assists to go along with 18 points and nine rebounds in 44 minutes of action...Missed 29 games on the season due to injury.

2023-24: Appeared in 57 games (23 starts), averaging 14.8 points, 4.9 rebounds, 2.2 assists and 0.9 steals in 29.6 minutes per game... Converted .443 from the floor, .380 from three-point range and .815 from the free throw line...Scored in double figures 45 times...Sunk five-plus threes 11 times...On 12/1 vs. SAS, made his season debut, posting 18 points, converting 7-of-13 (.538) from the floor, including 4-of-10 (.400) from three-point range...On 2/22 vs. HOU, tied a season-high with three steals and three blocks...On 2/27 at NYK, led the way for New Orleans, scoring a game-high 26 points on 9-of-14 (.643) from the floor, 6-of-11 (.545) from three-point distance and 2-of-3 (.667) from the free throw line. Murphy added seven boards, four assists and a steal. Additionally, in the fourth quarter, Murphy scored 16 of his 26 points, shooting a perfect 5-of-5 from the field, including 4-of-4 from the three-point range...On 3/5 at TOR, scored a season-high 34 points, shooting 11-of-17 (.647) from the floor, including 10-of-14 (.714) from three-point distance. His 10 made three-pointers set a then-career-high. He became the seventh player in NBA history to have two-plus games with at least 10 three-pointers made, joining Steph Curry, Klay Thompson, Damian Lillard, J.R. Smith, James Harden and Zach LaVine. Additionally, he is the 7th player in NBA history to have 10 threes in a game off the bench. Lastly, Murphy became the first player in franchise history with three games of nine-plus threes made and is also the only player in franchise history with multiple games of 10-plus threes made... On 3/28 vs. MIL, notched his second career double-double, posting

15 points and 11 rebounds…Missed 23 games on the season, 19 due to a left knee injury and four due to left knee soreness.

2022-23: Appeared in 79 games (65 starts), averaging 14.5 points, 3.6 rebounds, 1.4 assists and 1.1 steals per game while shooting .484 from the field, .406 from behind the three-point stripe and .905 from the free throw stripe…Scored in double figures 59 times, including 16 games scoring 20 or more points…Among all NBA players, finished the regular season tied for 11th in three-point percentage (min. 6.0 3PA per game), shooting 40.6% from behind the arc…Additionally, averaged .400 on three-point shots above the break and converted .437 on corner three-pointers…Finished tied for 5th among all NBA players in free throw percentage, shooting .905 from the line…Was selected to the 2023 Jordan Rising Stars Game during NBA All-Star Weekend…On 10/25 vs. DAL, started his first game of the season, and finished the game with 22 points on 8-of-8 shooting, the third-highest point total in franchise history without missing a shot …On 11/16 vs. CHI, notched his first double-double of his career, finishing the game with 19 points, three steals, one assist and a block while converting 7-of-9 (.778) from the floor and drained five three-pointers…On 3/12 vs. POR, scored 41 points and made nine three-pointers…He added seven rebounds, one assist, one steal and a block while shooting 13-of-20 (.650) from the field, 9-of-14 (.643) from behind the arc and a perfect 6-of-6 from the line…Additionally, his 41 points marks the most points by a Pelicans player in their first or second year in Pelicans history…On 3/25 at LAC, scored 32 points, shooting 11-of-14 (.786) from the floor and 10-of-12 (.833) from three-point range…Murphy's 10 three-pointers made him the second-youngest player in NBA history (Anthony Edwards) to make 10 threes in a game… Missed three games during the regular season.

2021-22: Appeared in 62 games (one start) for New Orleans, averaging 5.4 points, 2.4 rebounds and 0.6 assists in 13.9 minutes per game…Shot .394 from the floor, .382 from three-point distance and .882 from the free throw line…Scored in double figures eight times…Among NBA rookies, finished the regular season ranked first in three-point percentage, shooting 38.2-percent from behind the arc… On 3/11 vs. CHA, scored a season-high 32 points, converting 12-of-20 (.600) from the floor, 7-of-12 (.583) from three-point range and 1-of-2 (.500) from the free throw line. He added a season-high nine rebounds and tossed out two assists… Missed six games due to being on a G League assignment and Health and Safety protocols… Earned First Team honors at MGM Resorts 2021 NBA Summer League appearing in four games (all starts) for the Pelicans in Las Vegas, averaging 16.3 points, 7.0 rebounds, 2.8 assists, 1.8 steals and 1.3 blocks while shooting .558 from the floor, .440 from three-point range and a perfect 6-for-6 from the charity stripe.

Play-In Tournament: Played in two games for New Orleans, averaging 8.0 points, 4.0 rebounds and 1.5 assists while shooting .455 from the floor, .444 from three-point distance and a perfect 1.000 from the free throw line… On 4/15 at LAC, posted 14 points, converting 4-of-7 (.571) from the floor, including 4-of-6 (.667) from three-point distance…He finished the game with a plus/minus of plus-26, which led all players in the game.

Playoffs: Has appeared in 10 playoff games (four starts) for New Orleans, averaging 7.7 points, 4.1 rebounds, and 1.2 assists in 28.8 minutes per contest while shooting .388 from deep…Scored in double-figures three times and made two or more three-pointers six times…2024 (New Orleans): Appeared in all four of the Pelicans playoff games, averaging 11.5 points, 6.5 rebounds and 2.3 assists in 42.0 minutes per game…Converted .375 from the field and .333 from three…2022 (New Orleans): Appeared in all six playoff games for New Orleans, averaging 5.2 points, 2.5 rebounds and 0.5 assists while converting .409 from the floor, .474 from three-point distance and .800 from the free throw line…On 4/28 vs. PHX, posted 12 points in Game 6 against Phoenix, shooting 4-for-7 from beyond the arc, and added three rebounds.

College (Rice/Virginia: 2018-21): Played in 86 games (45 starts), averaging 11.0 points, 3.8 rebounds and 1.0 assists while shooting .455 from the floor, .401 from behind the arc and .819 from the charity stripe…Junior (Virginia: 2020-21): Played in 25 games (20 starts), averaging 11.3 points, 3.4 rebounds and 1.2 assists while shooting .503 from the floor, .433 from three-point range and .927 from the free throw line…Named to the All-ACC Academic Team… Ranked seventh in the ACC in three-point field goals made (2.1)… Scored team-high 21 points, going 6-for-8 from three-point range, in UVA debut vs. Towson (11/25/20Had 15 points with two steals and matched season-high with two blocks vs. Syracuse in ACC quarterfinals (3/11/21)…Scored 12 points on four three-pointers with two steals vs. Ohio in NCAA First Round (3/20/21)…Sophomore (Rice: 2019-20): Played 29 games (23 starts), averaging 13.7 points, 5.5 rebounds, 1.2 assists and 0.9 steals. Averaged .434 shooting from the field, .368 from three-point range and .824 from the free throw line…Led the team in scoring (13.7), field goals made (131), dunks (21) and blocks (16)…Was second in three-pointers (75), steals (27) and free throw percentage (.824)…Third in rebounds per game (5.5)…Ranked sixth in Conference USA in three-pointers made per game (2.6), 11th in free throw percentage, 13th in scoring, 14th in defensive rebounds (4.3) and 15th in rebounding…Fourth on the school sophomore list in three-pointers (75) and three-pointers attempted (204), seventh in three-point field goal percentage (.368) and free throw percentage (.824) and 10th in blocks (16)…Recorded 25 double-figure scoring games and two double-doubles…Led the team with six 20-point games…Blocked a career-high four shots versus Wayland Baptist (11/10)…Scored a career-high 25 points on five three-pointers at Northwestern State (11/12)…Scored 18 points on five three-pointers to cap off a 22-point comeback at UC Santa Barbara (11/16)…His performance against Northwestern State and UCSB earned him Conference USA Player of the Week honors (11/18)…Recorded first career double-double versus St. Thomas (12/19), scoring 21 points and grabbing a career-high 10 rebounds… Scored 12 points and had a career-high six assists against FIU (1/11)… Scored 20 points on a career-high six three-pointers at Louisiana Tech (1/16), where he became the 27th player in school history with 100 career three-pointers… Notched a career-high four steals against Charlotte (2/15)… Scored 18 points, all in the second half, against FIU in the first round of the Conference USA Tournament (3/11)…Freshman (Rice: 2018-19): Appeared in 32 games, averaging 8.4 points and 2.6 rebounds while shooting .442 from the field and .421 from the three-point range…Ranked fourth in Conference USA in three-point field goal percentage (.421) and 14th in three-pointers made per game (2.0)…Ranked second on the team with 64 three-pointers…Set the school freshman record for three-point field goal percentage (.421) and is second for three-pointers made (64)… Registered 12 double-figure scoring games… Set career-highs with 24 points and five three-pointers while going a career-best 6-of-6 from the free throw line against UAB (1/26/19)…Scored 12 points on 4-of-5 from three-point range while recording a career-high three steals at Charlotte (1/31/19)… Made first career start at Charlotte (3/6/19)…Scored 14 points against Marshall in the first round of the Conference USA Tournament (3/13/19).

Personal: Son of Kenneth and Albeda Murphy…Was named 2020-21 All-ACC Academic Team selection…Named to the 2023 and 2024 USA Basketball Men's Select Team…Had his high school jersey retired at Cary Academy in 2024, and is the school leader in field goals

made, three-pointers made and free throws made...Averaged 24.7 points and 7.4 rebounds while connecting on .494 from the floor, .436 from three-point range and .858 from the free throw line his senior season...Named All-Metro by the Raleigh News & Observer... Earned Triangle Independent School Athletic Conference (TISAC) All-Conference...Participated in the Pelicans/Ibotta Thanksgiving turkey drive...Visited youth hospital patients to hand out candy on Halloween...Hosted a free youth basketball clinic and a back-to-school community bash in his hometown of Durham, NC in July of 2025...Favorite movie is Django...Enjoys singing, dancing and ping pong...Was top 10 in a ping pong tournament at Rice University... Father, Kenneth, played basketball at East Carolina from 1986-88.

NBA REGULAR SEASON STATS

SEASON	TM	G	GS	MP	FG	FGA	FG%	3P	3PA	3P%	FT	FTA	FT%	ORB	DRB	TRB	AST	STL	BLK	TOV	PF	PTS	PPG	RPG	APG
2021-22	NOP	62	1	864	109	277	.394	71	186	.382	45	51	.882	47	100	147	38	23	7	16	60	334	5.4	2.4	0.6
2022-23	NOP	79	65	2448	387	800	.484	202	497	.406	172	190	.905	59	222	281	112	89	43	61	155	1148	14.5	3.6	1.4
2023-24	NOP	57	23	1690	275	621	.443	169	445	.380	123	151	.815	42	238	280	124	51	28	34	70	842	14.8	4.9	2.2
2024-25	NOP	53	51	1854	381	839	.454	158	438	.361	204	230	.887	47	221	268	188	56	39	103	112	1124	21.2	5.1	3.5
2025-26	NOP	66	66	2341	494	1050	.470	214	565	.379	218	246	.886	63	314	377	250	99	24	120	138	1420	21.5	5.7	3.8
CAREER		**317**	**206**	**9197**	**1646**	**3587**	**.459**	**814**	**2131**	**.382**	**762**	**868**	**.878**	**258**	**1095**	**1353**	**712**	**318**	**141**	**334**	**535**	**4868**	**15.4**	**4.3**	**2.2**

NBA POSTSEASON STATS

SEASON	TM	G	GS	MP	FG	FGA	FG%	3P	3PA	3P%	FT	FTA	FT%	ORB	DRB	TRB	AST	STL	BLK	TOV	PF	PTS	PPG	RPG	APG
2021-22	NOP	6	0	120	9	22	0.409	9	19	0.474	4	5	0.800	3	12	15	3	3	1	1	9	31	5.2	2.5	0.5
2023-24	NOP	4	4	168	18	48	0.375	10	30	0.333	0	0	--	3	23	26	9	5	6	8	12	46	11.5	6.5	2.3
CAREER		**10**	**4**	**288**	**27**	**70**	**0.386**	**19**	**49**	**0.388**	**4**	**5**	**0.800**	**6**	**35**	**41**	**12**	**8**	**7**	**9**	**21**	**77**	**7.7**	**4.1**	**1.2**



#5

DEJOUNTE MURRAY

GUARD

EXPERIENCE	9
HEIGHT/WEIGHT	6’ 5” / 188
BIRTHDATE	SEPTEMBER 19, 1996
BIRTHPLACE	SEATTLE, WA
COLLEGE	WASHINGTON
HIGH SCHOOL	RANIER BEACH H.S. (Seattle, WA)

CAREER HIGHS

PTS	44	BOS 3/28/24
FGM	18	BOS 3/28/24
FGA	44	BOS 3/28/24
3FGM	8	@HOU 11/25/22
3FGA	19	BOS 3/28/24
FTM	12	HOU 2/10/24
FTA	15	HOU 2/10/24
OREB	6	(Twice)
DREB	13	(Twice)
TREB	17	@WAS 4/26/21
ASTS	15	(4 Times)
STLS	8	GSW 2/8/21
BLKS	3	(Twice)
MINS	51	@GSW 1/2/23

PLAYERS | 5 DEJOUNTE MURRAY

Transactions: Selected by the San Antonio Spurs with the 29th overall pick in the 2016 NBA Draft...Signed a multi-year contract with the San Antonio Spurs on 7/14/16...Signed a multi-year contract extension with the San Antonio Spurs on 10/21/19...Traded by the San Antonio Spurs with Jock Landale to the Atlanta Hawks for Danilo Gallinari, a 2023 1st round draft pick, a 2025 1st round draft pick, a 2026 1st round draft pick and a 2027 1st round draft pick... Signed a contract extension with the Atlanta Hawks on 7/9/23... Traded by the Atlanta Hawks to the New Orleans Pelicans for Dyson Daniels, E.J. Liddell, Larry Nance Jr., Cody Zeller, a 2025 first round draft pick and a 2027 first round draft pick.

2025-26 (New Orleans): Started all 14 games for New Orleans, averaging 16.7 points, 5.4 rebounds, 6.4 assists, 1.6 steals and 0.2 blocks in 27.8 minutes per game while shooting .484 from the floor, .306 from three-point range and .867 from the free throw line...On 2/24 vs. GSW, in his first game since tearing his Achilles on January 31, 2025, Murray posted 13 points, two rebounds, three assists and one steal in 25 minutes of play. Murray converted 5-of-11 (.455) from the floor, 1-of-4 (.250) from beyond the arc and a perfect 2-of-2 from the free throw line...On 2/26 at UTA, scored 17 points on 5-of-12 (.417) from the floor and a perfect 5-of-5 from the free throw line... He added three rebounds, nine dimes, four steals and a block in 26 minutes of play...On 3/6 at PHX, posted 15 points, eight rebounds, five dimes and two steals in 30 minutes of play...On 3/8 vs. WAS, notched a season-high 19 points on 6-of-9 (.667) from the floor and 7-of-9 (.778) from the free throw line...Murray added six rebounds, two assists and two steals in 23 minutes of action...On 3/11 vs. TOR, posted 27 points on 12-of-20 (.600) from the floor, including 2-of-6 (.333) from three-point range and 1-of-2 (.500) from the free throw line...Murray added five rebounds, six assists and two steals in 31 minutes...On 3/13 at HOU, scored a season-high 35 points on 14-of-18 (.778) from the floor, 4-of-5 (.800) from three-point range and 3-of-5 (.600) from the foul stripe...He added
seven rebounds, four assists and one steal in 31 minutes of play... On 3/18 vs. LAC, posted his first double-double of the season with 17 points and 11 assists...He added four rebounds and one steal, while converting 7-of-12 (.583) from the floor and 3-of-7 (.429) from beyond the arc...On 3/24 at NYK, notched seven points and tossed out a season-high 12 assists in 28 minutes of play

Professional: Has appeared in 517 games (446 starts) over nine NBA seasons with New Orleans, Atlanta and San Antonio, averaging 15.5 points, 5.8 rebounds, 5.4 assists and 1.5 steals in 29.3 minutes per game while shooting .454 from the floor, .339 from three-point range and .793 from the free throw line...Has scored 20-plus points in 166 games, including 29 contests with 30-plus points... Has recorded 102 career double-doubles and 20 triple-doubles... Selected to the 2022 NBA All-Star Game...Named to the 2017-18 NBA All-Defensive Second Team...Led the NBA in steals during the 2021-22 season

2024-25 (New Orleans): Started all 31 games he appeared in during his first season with the Pelicans...Averaged 17.5 points, 6.5 rebounds, 7.4 assists and 2.0 steals in 32.6 minutes per game...Shot .398 from the field, .299 from deep and .823 from the free throw line...Scored in double figures in 28 games, including 11 games scoring 20-plus points...Tossed out double-digit assists in seven games and notched eight double-doubles on the season...On 10/23 vs. CHI, made his Pelicans debut posting 14 points, eight rebounds, 10 assists and one steal in 30 minutes of action...On 11/27 vs. TOR, returned to the starting lineup after missing 17 games due to a left-hand fracture. Murray posted 14 points, four rebounds, two dimes and two steals...On 12/22 vs. DEN, notched 17 points and dished out 15 assists, which ties his career-high for assists in a game. He added a game-high six steals...On 12/30 vs. LAC, notched 13 points, 10 rebounds, eight dimes and six steals...On 1/5 at WAS, posted a triple-double notching 14 points, 10 rebounds and 12 assists in 36 minutes of action...Missed 17 games due to a left hand fracture and 33 games due to a right Achilles tear, which ended his 2024-25 season.

2023-24 (Atlanta): Started all 78 games he appeared in, averaging 22.5 points, 5.3 rebounds, 6.4 assists and 1.4 steals in 35.7 minutes per game...Converted .459 from the floor, .363 from three-point range and .794 from the free throw line...Scored in double figures 77 times, including 52 games with 20-plus points...Scored 30-plus points 13 times and 40-plus points four times...Recorded double-digit rebounds five times and double-digit assists 16 times... Notched 20 double-doubles and one triple-double...Finished tied for 13th in the NBA in steals per game (1.4)...On 11/30 at SAS, recorded a season-high five steals to go along with 24 points, three rebounds and two assists...On 3/8 at MEM, posted 41 points, seven rebounds, five assists and two steals while shooting 17-of-24 (.708) from the field, 3-of-5 (.600) from three-point range and a perfect 4-of-4 from the free throw line...On 3/25 vs. BOS, dished out a season-high 15 assists to go along with 19 points, five rebounds and three steals...On 3/28 vs. BOS, scored a season-high 44 points, converting 18-of-44 (.409) from the floor, 6-of-19 (.316) from three-point range and a perfect 2-of-2 from the free throw line.

2022-23 (Atlanta): Saw Started all 74 games he appeared in, averaging 20.5 points, 5.3 rebounds, 6.1 assists and 1.5 steals in 36.4 minutes per game...Shot .464 from the field, .344 from three-point range and .832 from the free throw line, with his field goal and free throw percentages marking career highs...Recorded eight double-doubles...Became the second player in Hawks history to average at least 20.0 points, 5.0 rebounds and 5.0 assists in a season and the first since steals became an official statistic to add at least 1.0 steal to those averages...Ranked 11th in the NBA in steals per game and 24th in assists per game...Became the only NBA player to record 100-plus steals in each of the previous four seasons...Scored in double figures 71 times, including 39 games with 20-plus points...On 10/19 vs. HOU, recorded 20 points, 11 assists, five rebounds, five steals and one block in his Hawks debut, becoming the first Hawks player to record a point-assist double-double in his team debut since Spud Webb in 1985...On 11/5 vs. NOP, recorded his 18th career triple-double with 22 points, 10 rebounds, 11 assists and three steals...On 1/30 at POR, posted 40 points, eight rebounds, seven assists, two steals and zero turnovers while shooting 13-of-25 (.520) from the field, 5-of-8 (.625) from three-point range and a perfect 9-of-9 from the free throw line...On 3/3 vs. POR, scored 41 points while shooting 17-of-22 (.773) from the field, a perfect 5-of-5 from three-point range and 2-of-2 from the free throw line, adding five rebounds, six assists and one steal.

2021-22 (San Antonio): Saw action in 68 games (all starts), averaging 21.1 points, 9.2 assists, 8.3 rebounds and 2.0 steals in 34.8 minutes per game (.462 FG%, .327 3FG%, .794 FT%)...Named an All-Star...Became the first player in NBA history to average at least 20.0 points, 8.0 rebounds, 9.0 assists and 2.0 steals in a single season...Totaled 1,438 points, 563 rebounds, 627 assists and 138 steals, becoming just the eighth player since the 1973-74 season to tally at least 1,400 points, 600 assists, 500 rebounds and 130 steals in a single season...One of only three players since the 1973-74 season to average at least 20.0 points, 8.0 rebounds, 8.0 assists and 2.0 steals in a single season, joining Magic Johnson (1980-81) and Michael Jordan (1988-89)...Led the NBA in steals per game (2.03) while finishing fourth in assists per game (9.2)...Recorded 13 triple-doubles during the 2021-22 season, the second-most in the NBA...

Per Elias Sports, became one of only six guards in NBA history with 13-or-more triple-doubles in a single season within his first five NBA seasons, joining Oscar Robertson (five times), Magic Johnson (twice), Michael Jordan, Fat Lever and Luka Doncic…Against Houston on 1/12, recorded a triple-double of 32 points, 10 rebounds, 11 assists and zero turnovers in 37 minutes, becoming the only player in the NBA this season to record a 30-point triple-double while registering zero turnovers and became one of just seven players since the 1977-78 season to do so…Posted the seventh game in NBA history with at least 30 points, 10 rebounds, 15 assists and four steals on 2/11 against the Hawks; it also marked the first 30+ point, 15 assist game in Spurs history…Posted seven straight double-doubles from 11/22- 12/6, the longest such streak of his career…Notched 29 point/assist double-doubles, tied for the fourth-most such double-doubles in the NBA during the 2021-22 campaign • Recorded 10-or-more points in 65 of his 68 games played, 10-or-more assists in 30 outings and 10-or-more rebounds in 23 games.

2020-21 (San Antonio): Started in all 67 games he appeared in, averaging 15.7 points, 7.1 rebounds, 5.4 assists and 1.5 steals in 31.9 minutes per game while shooting .453 from the floor, .317 from behind the arc and .791 from the free throw line…Recorded four triple-doubles and 13 double-doubles…Became the third Spur in franchise history to record four triple-doubles in one season…Scored in double figures 58 times, including 18 games of 20-plus points…Had 14 games with three-or-more steals…Led the Spurs in scoring nine times, rebounding 16 times, assists on 28 occasions and in steals 27 times…Grabbed a career-high 17 rebounds, in addition to 25 points, marking the most rebounds by a Spurs guard since 1985…Scored 20-plus points in three straight games…Scored 10-or-more points in 20 straight games…Recorded first career triple-double with 11 points, 10 rebounds and 10 assists in the Spurs home opener…On 2/8 vs. GSW, swiped a career-high eight steals, in addition to 27 points, 10 rebounds and four assists…On 12/30 vs. LAL, poured in 29 points on 12-19 shooting from the floor, in addition to seven rebounds, seven assists and one steal in 35 minutes against…On 4/28 at MIA, recorded a 22-point, 10-rebound, 11-assist triple-double…On 2/14 at CHA, finished with 26 points, 12 rebounds and six assists.

2019-20 (San Antonio): Appeared in 66 games (58 starts), averaging 10.9 points, 5.8 rebounds, 4.1 assists and 1.7 steals in 25.6 minutes per game while converting .462 from the floor, .368 from deep range and .798 from the charity stripe…Ranked second on the Spurs in total rebounds (383) and assists (271)…Ranked fourth in the NBA in total steals (111)…Poured in 10-or-more points 39 times, including four games with at least 20 points…Registered six double-doubles, including one point/assist double-double…On 8/13 at UTA, grabbed 14 rebounds, in addition to 12 points and seven assists….Recorded 25 points and nine rebounds at OKC on 2/11 and 23 points and seven rebounds at Utah on 2/21, becoming the first point guard in Spurs history to score 20-or-more points and pull down at least seven rebounds in back-to-back games…Swiped at least two steals in a career-long 12 straight games from 12/1-12/31…It marked the longest such streak in the NBA during the 2019-20 campaign and the longest such streak by a Spur since David Robinson in 1992 (13 straight games)…On 11/7 vs. OKC, dished out 10 assists, marking his first double digit assist outing of his career…On 10/23 vs. NYK, notched 18 points, eight rebounds, six assists and three steals on 70/100/100 shooting, becoming just the third player in NBA history to do so, joining Mitch Richmond (Warriors – 1991) and Kevin Johnson (Suns – 1997).

2018-19 (San Antonio): NBA season while recovering from a right anterior cruciate ligament tear which he suffered on 10/7 in a preseason game against Houston.

2017-18 (San Antonio): Appeared in 81 games (48 starts), averaging 8.1 points, 5.7 rebounds, 2.9 assists and 1.2 steals in 21.5 minutes per game (.443 FG%, .265 3FG%, .709 FT%)…Was named to the NBA All-Defensive Second Team, becoming the youngest player in NBA history to be named to an All-Defensive Team…In 48 games as a starter, tallied 10.1 points, 7.0 rebounds, 3.5 assists and 1.6 steals in 26.1 minutes per game (.452 FG%, .250 3FG%, .707 FT%)…Ended the season with 459 total rebounds, setting the record for most total rebounds in a single season by a point guard in Spurs history…Scored 10+ points 33 times, including a 23-point outing at LAL on 4/4…Grabbed 10-or-more rebounds 12 times and handed out five-or-more assists 20 times…Registered seven double-doubles…Led the team in assists 24 times, steals 20 times and rebounds 13 times…Tallied a 16-point, 14-rebound double-double on 10/23 against Toronto…Swiped seven steals, in addition to 19 points, 10 rebounds and three assists in 30 minutes in a win over Cleveland on 1/23.

2016-17 (San Antonio): Appeared in 38 games (eight starts), tallying 3.4 points, 1.1 rebounds and 1.3 assists in 8.5 minutes per game (.431 FG%, .391 3FG%, .700 FT%)…Won his first seven career starts, becoming only the second guard in Spurs history to win first seven starts, joining Tony Parker in 2001…Scored in double figures four times and led the team in assists four times…In his third NBA start, poured in a career-high 23 points on 7-11 shooting from the floor, including a 3-5 clip from deep and 7-7 from the free throw line, in addition to two rebounds, two assists and one steal in 34 minutes in a win over Denver on 1/19…Missed 17 games with a left groin injury (3/11-4/10)…Was inactive for 12 games and missed 13 games as a DNP-CD.

Playoffs: Across three postseason runs with San Antonio (2017, 2018) and Atlanta (2022), has seen action in 21 games (12 starts), holding averages of 10.3 points, 4.0 rebounds, 3.3 assists and 1.48 steals in 21.6 minutes per game (.426 FG%, .391 3FG%, .767 FT%)…2023 (Atlanta): Appeared in five games during Atlanta's opening round matchup against No. 2 Boston, averaging 23.0 points, 7.2 rebounds, 6.8 assists and 2.0 steals in 38.0 minutes (.447 FG%, .378 3FG%, 1.000 FT%)…Registered at least 20 points, five rebounds and five assists in each of his first four games in the first round, the second-longest such streak in Hawks postseason history (Lenny Wilkens: 5 straight games in 1967 Playoffs)…In Game 1 at Boston, recorded 24 points, eight rebounds, six assists and three steals in 36 minutes, becoming the first Hawks player to record at least 20 points, five rebounds, five assists and three steals in a playoff debut with the club…In Game 2 at Boston, tallied a game-high tying 29 points on 11-24 shooting from the floor, in addition to a 7-13 mark from deep, six rebounds, six assists and a game-high four steals in 40 minutes. He became the first Hawks player to have at least 20 points, five rebounds, five assists and three steals in back-to-back playoff games…His seven three-pointers were tied for the second-most triples in a playoff game in franchise history…2018 (San Antonio): Appeared and started, in all five games in the first round against Golden State, averaging 7.8 points, 4.2 rebounds, 1.8 assists and 1.0 steal in 19.2 minutes per game (.452 FG%, .667 3FG%, .778 FT%)…2017 (San Antonio): Saw action in 11 games (two starts), during the Spurs' run to the Western Conference Finals, averaging 5.7 points, 2.5 rebounds, 2.5 assists and 1.5 steals in 15.2 minutes per game (.377 FG%, .680 FT%)…In a win at Houston on 5/11 registered a double-double of 11 points and 10 rebounds, to go along with five assists, two steals and one block in 24 minutes. He became just the fourth rookie in Spurs history to record a point/rebound double-double

in the playoffs, joining David Robinson, Tim Duncan and Kawhi Leonard...Made his first career playoff start on 5/5 at Houston.

College (Washington, 2015-16): Played one season at Washington, seeing action in 34 games (all starts), averaging 16.1 points, 5.9 rebounds, 4.4 assists and 1.8 steals in 33.5 minutes (.416 FG%, .288 3FG%, .663 FT%)...Named to the Pac-12 All-Conference Second Team and Pac-12 All-Freshman Team...Led all Pac-12 freshmen in points, assists and steals while finishing second in rebounds... Scored 10-or-more points in 26 contests, including 10 with at least 20 points and two with 30-or-more...Set a new school record for assists by a freshman, finishing the season with 151 helpers...One of two freshmen in NCAA Division I to average at least 16.0 points, 5.0 rebounds and 4.0 assists during the 2015-16 season, along with LSU forward, and No. 1 pick in the 2016 NBA Draft, Ben Simmons.

Personal: Son on Shameka Thompson and John Murray...Attended Rainier Beach High School in Seattle, Washington...Named 2015 Parade All-American, the 2015 Washington Gatorade Men's Basketball Player of the Year, WIAA Mr. Basketball, Seattle Times and Tacoma News Tribune Player of the Year...First Team All-State during the 2014-15 season after leading Rainier Beach to the state title game...Loves the "Friday" movie franchise...Favorite basketball shoes are New Balance...Favorite non-NBA athlete is Gervonta Davis...Loves bowling and giving back to the community...On Twitter @dejountemurray and Instagram @dejountemurray.

NBA REGULAR SEASON STATS

SEASON	TM	G	GS	MP	FG	FGA	FG%	3P	3PA	3P%	FT	FTA	FT%	ORB	DRB	TRB	AST	STL	BLK	TOV	PF	PTS	PPG	RPG	APG
2016-17	SAS	38	8	322	50	116	.431	9	23	.391	21	30	.700	6	36	42	48	8	6	38	29	130	3.4	1.1	1.3
2017-18	SAS	81	48	1743	270	609	.443	9	34	.265	105	148	.709	110	349	459	231	97	31	134	151	654	8.1	5.7	2.9
2018-19	SAS	Did Not Play - Injured (Torn Right ACL)																							
2019-20	SAS	66	58	1687	294	637	.462	41	111	.369	91	114	.798	69	314	383	271	111	17	125	143	720	10.9	5.8	4.1
2020-21	SAS	67	67	2139	441	974	.453	63	199	.317	106	134	.791	58	415	473	363	101	7	117	135	1051	15.7	7.1	5.4
2021-22	SAS	68	68	2366	573	1241	.462	96	294	.327	196	247	.794	80	483	563	627	138	23	180	138	1438	21.1	8.3	9.2
2022-23	ATL	74	74	2693	612	1319	.464	133	387	.344	158	190	.832	53	336	389	448	112	19	160	106	1515	20.5	5.3	6.1
2023-24	ATL	78	78	2783	672	1463	.459	201	554	.363	208	262	.794	62	354	416	502	111	24	201	138	1753	22.5	5.3	6.4
2024-25	NOP	31	31	1012	194	494	.393	52	174	.299	102	124	.823	17	183	200	228	63	12	106	61	542	17.5	6.5	7.4
2025-26	NOP	14	14	389	88	182	.484	19	62	.306	39	45	.867	4	71	75	89	23	3	47	33	234	16.7	5.4	6.4
CAREER		**517**	**446**	**15134**	**3194**	**7035**	**.454**	**623**	**1838**	**.339**	**1026**	**1294**	**.793**	**459**	**2541**	**3000**	**2807**	**764**	**142**	**1108**	**934**	**8037**	**15.5**	**5.8**	**5.4**

NBA POSTSEASON STATS

SEASON	TM	G	GS	MP	FG	FGA	FG%	3P	3PA	3P%	FT	FTA	FT%	ORB	DRB	TRB	AST	STL	BLK	TOV	PF	PTS	PPG	RPG	APG
2016-17	SAS	11	2	168	23	61	0.377	0	3	0.000	17	25	0.680	4	23	27	27	16	1	16	14	63	5.7	2.5	2.5
2017-18	SAS	5	5	96	14	31	0.452	4	6	0.667	7	9	0.778	4	17	21	9	5	2	5	11	39	7.8	4.2	1.8
2022-23	ATL	5	5	190	46	103	0.447	14	37	0.378	9	9	1.000	9	27	36	34	10	1	10	7	115	23.0	7.2	6.8
CAREER		**21**	**12**	**454**	**83**	**195**	**0.426**	**18**	**46**	**0.391**	**33**	**43**	**0.767**	**17**	**67**	**84**	**70**	**31**	**4**	**31**	**32**	**217**	**10.3**	**4.0**	**3.3**



#3

JORDAN POOLE

GUARD

EXPERIENCE	7
HEIGHT/WEIGHT	6' 4" / 200
BIRTHDATE	JUNE 19, 1999
BIRTHPLACE	MILWAUKEE, WI
COLLEGE	MICHIGAN
HIGH SCHOOL	LA LUMIERE SCHOOL (La Porte, IN)

CAREER HIGHS

PTS	45	CLE 2/7/25
FGM	16	CLE 2/7/25
FGA	32	CLE 2/7/25
3FGM	9	DEN 12/7/24
3FGA	20	DEN 12/7/24
FTM	13	@NYK 12/14/21
FTA	13	(Twice)
OREB	3	(Twice)
DREB	9	@ NYK 12/14/21
TREB	9	(Twice)
ASTS	13	MIL 4/2/24
STLS	6	@PHO 1/25/25
BLKS	4	GSW 11/4/24
MINS	45	ATL 1/2/23

Transactions: Selected by the Golden State Warriors in the first round (28th overall) of the 2019 NBA Draft on 6/20/2019...Signed by the Golden State Warriors to a contract on 7/11/2019...Signed a contract extension with the Warriors on 10/15/22...Was acquired by the Wizards on 7/6/23 in exchange for Chris Paul...As part of a 3-team trade, New Orleans acquired Saddiq Bey, Jordan Poole and the draft rights to Micah Peavy from Washington in exchange for CJ McCollum, Kelly Olynyk and a future second round pick... Additionally, New Orleans traded the draft rights of Mojave King to the Houston Rockets.

2025-26 (New Orleans): Appeared in 39 games (eight starts) for New Orleans, averaging 13.4 points, 2.0 rebounds, 3.1 assists, 0.6 steals and 0.4 blocks in 23.9 minutes per game while shooting .372 from the floor, .333 from three-point range and .860 from the free throw line...On 10/24 vs. SAS, notched 21 points, four boards, five assists and one block while converting 8-of-20 (.400) from the floor, 3-of-9 (.333) from three-point distance and a perfect 2-of-2 from the foul line...On 10/31 at LAC, scored 30 points shooting 9-of-15 (.600), 7-of-13 (.538) from three-point range and a perfect 2-of2 from the free throw line. He added two rebounds, two assists and a block in 33 minutes of play...On 12/11 vs. POR, returned to the lineup after missing 18 games due to a quad strain...Finished with 22 points on 8-of-19 (.421) from the field, 3-of-11 (.273) from beyond the arc and a perfect 3-of-3 from the free throw line...On 12/26 vs. PHX, scored 19 points on 7-of-18 (.388) from the floor and 2-of-3 (.667) from the free throw line...Added six assists, five rebounds, three steals and a block in 31 minutes of action...On 12/29 vs. NYK, notched 26 points on 7-of-14 (.500) from the floor, including 4-of-10 (.400) from three-point distance...He added three rebounds, one dime and one block in 26 minutes of action. This marks the second time this season he has scored 25-plus points...On 1/4 at MIA, notched eight points, a season-high eight assists, one rebound, a steal and two blocks in 25 minutes of action...On 1/7 at ATL, notched 21 points on 7-of-18 (.389) from the floor, including 6-of-13 (.462) from three-point range...He added one rebound, three assists and three steals in 38 minutes of action.

Professional: Appeared in 451 career games (257 starts) over seven seasons with Golden State, Washington and New Orleans, averaging 16.6 points, 2.6 rebounds and 3.7 assists in 27.2 minutes per game while converting .418 from the floor, .344 from three-point range and .877 from the free throw stripe...In 39 games (eight starts) with New Orleans, averaged 13.4 points, 2.0 rebounds and 3.1 assists in 23.9 minutes per game while shooting .372 from the floor, .333 from behind the arc and .860 from the foul stripe...Held averages of 18.8 points, 4.4 assists, 2.8 rebounds and 1.2 steals while converting .422 from the floor, .353 from three-point range and .880 from the free throw line with Washington...Averaged 15.8 points, 3.4 assists and 2.6 rebounds in 26.3 minutes per game while shooting .421 from the floor, .339 from behind the arc and .878 from the foul stripe with Golden State...Led the NBA in free throw percentage in 2021-22 with a career-best .925, edging teammate Stephen Curry (.923)... At 22 years old, became the youngest Warrior to score 30 points in his playoff debut, passing Wilt Chamberlain, who scored 35 points at 23 years old, according to the Elias Sports Bureau...Won an NBA championship with Golden State in 2022.

2024-25 (Washington): Started all 68 games he appeared in during his second season with the Wizards...Averaged 20.5 points, 3.0 rebounds, 4.5 assists and 1.3 steals in 29.4 minutes per game...Shot .432 from the field, .378 from deep and .883 from the free throw line...Scored in double-figures in 61 games, including 10 outings with 30-or-more points and five games of 35 plus...On 2/7 vs. Cleveland, scored a career-high 45 points...On 1/23 vs. Clippers, tallied 19 points and 10 assists...Recorded more than one steal in 28 games, including a season-high six steals on 1/25 vs. Phoenix ...Posted a career-high nine three-pointers on 12/7 vs. Denver, finishing with 39 points, five rebounds and eight assists in 40 minutes.

2023-24 (Washington): Appeared in 78 games (66 starts)...Posted averages of 17.4 points, 4.4 assists, 2.7 rebounds, and 1.1 steals per game...Collected a career-best four double-doubles during the season...Scored 10 plus points 66 times, 20 plus points 28 times, and 30 plus points eight times...Dished out double figure assists in a career-best four games and five plus assists in 34 contests... Recorded at least one steal in a career best 48 games, averaging a career-best 1.1 steals per game...Scored a season-high 38 points on 3/27/24 vs. Brooklyn...Came off the bench in 12 games, averaging 20.5 points, 4.3 assists, and 3.1 rebounds... Missed one game (11/25) with left ankle soreness and two games (1/31, 4/12) with a non-COVID illness.

2022-23 (Golden State): Set new single-season career highs in points (team-high 1,675), games played (82), field goals made (550) and attempted (1,278), free throws made (361) and attempted (415), assists (369), steals (63), points per game (20.4), assists per game (4.5)...Came off the bench in 14 of the last 15 games (started 4/4 vs. OKC)...Scored 20-or-more points in six of the last eight games, averaging 23.0 points per game in that span... His 20-point streak as a reserve ended at four and was the longest 20-point streak by a Warriors reserve in franchise history since Šarūnas Marčiulionis' streak of six (3/27-4/3/92)...Second straight season with 200-or-more 3-pointers...In the 26 games Curry missed during the 2022-23 season (Warriors 14-12), Poole averaged 26.1 points per game and scored 20-or-more points in 20 of those contests...In the 11 games Curry was sidelined by a left shoulder subluxation, Poole averaged 27.9 points per game...One of only two Warriors players to play in every game...Scored 20-or-more points in 45 games (single-season career high), 30-or-more in 13 (single-season career high), 40-or-more in two.

2021-21 Season (Golden State): Appeared in 76 games (51 starts), averaging 18.5 points, 3.4 rebounds, 4.0 assists in 30.0 minutes per game, shooting .448 from the field, .364 from three-point range and .925 from the free throw line...Set single-season career highs in virtually every category - points (1,405), rebounds (260), assists (304), steals (60), blocks (23), minutes (2,283), field goals made (474) and attempted (1,058), 3-pointers made (211) and attempted (580), free throws made (246) and attempted (266), points per game (18.5), rebounds per game (3.4), assists per game (4.0), field goal percentage (.448), three-point field goal percentage (.364), free throw percentage (.925)...Ranked first in free throw percentage (.925), the youngest player in NBA history to lead the league in free throw percentage...As a starter, averaged 20.8 points, 3.7 rebounds and 4.2 assists in 32.3 minutes per game while shooting .438 from the field, .371 from three-point range and .931 from the free-throw line in 51 starts...As a reserve, averaged 13.7 points, 2.8 rebounds and 3.6 assists in 25.4 minutes per game in 25 appearances off the bench...Posted a career-best 20-point streak ended of 17 games from March 3 - April 3, the 10th Warriors player to have a 20-point streak of that length...He is the second-youngest (22 years old) Warrior in franchise history to have a 20-point streak of at least 10 games, with only Rick Barry (21 years old), who had a 44-game and 24-game streak, was younger...His 34 games with 20-or-more points is a single-season career-best...Had a career-high free throw streak of 45 (1/20 – 2/16)...Scored in double figures in 66 games, 20 or more in 34, 30 or more 10 times...Dished out 10-or-more assists in two games...Recorded two double-doubles (first in career, 3/25 at ATL and 4/7 vs. LAL)...Led the team in scoring 22 times...Missed six

games (12/17-12/28) due to health and safety protocols.

2020-21 (Golden State): Appeared in 51 games (seven starts) with Golden State, averaging 12.0 points, 1.8 rebounds, 1.9 assists in 19.4 minutes per game while shooting .432 from the floor, .351 from three-point range and .882 from the free throw line...Improved in several categories from his rookie season - 8.8 points per game to 12.0 points per game; .333 field goal percentage to .432 field goal percentage; .279 three-point percentage to .351 three-point percentage - despite minutes per game decrease from 22.4 mpg to 19.4 mpg...As a starter, appeared in seven games, averaging 21.4 points, 2.7 rebounds, 3.6 assists in 33.7 minutes per game...Scored in double figures in 31 games, 20 or more in nine games, and 30 or more once...Led the team in scoring in four games and assists in two...Had career-best 20-point streak in three games (5/10-5/14), including a career-high 38 points on 5/14 vs. New Orleans... After being recalled from Santa Cruz on 3/1, averaged 14.7 points per game while shooting .433 from the floor and .354 from three-point range in 36 games (seven starts), scoring in double figures in 27 of those contests, reaching the 20-point plateau nine times, and tallying 30 or more points once (a career-high 38 points on 5/14 vs. New Orleans).

2019-20 (Golden State): Appeared in 57 games (14 starts), averaging 8.8 points, 2.1 rebounds, 2.4 assists in 22.4 minutes per game in first NBA season...As a starter, appeared in 14 games, averaging 12.6 points, 2.2 rebounds, 2.9 assists in 30.5 minutes per game...Among NBA rookies this season, ranked seventh in free throw percentage (.798), eighth in assists per game (2.4), tied 17th in points per game (8.8)...Attempted 265 3-pointers this season, the third-most ever attempted by a Warriors rookie in a single season...Klay Thompson (268, 2011-12) is in second place; Stephen Curry is first (380, 2009-10)...Scored in double-figures in 25 games, 20-or-more in three games...In the final 13 games he played in (five starts), averaged 14.3 points, 2.5 rebounds, 3.9 assists in 27.2 minutes per game... Scored in double-figures in 12 of those games, including a career-best streak of 10 straight...Led Warriors in scoring in two games, assists in five...Among the Warriors rookie franchise single-season performances, ranked fifth in 3-point field goals made (74) and third in 3-point field goals attempted (265)...Missed one game (2/29) due to right ankle sprain.

Playoffs: Has appeared in 35 games (nine starts) with Golden State, holding averages of 14.5 points, 2.6 rebounds and 3.7 assists in 25.4 minutes per game...Won his first NBA title in first career playoffs experience in 2022...2023 (Golden State): In 13 games (four starts), averaged 10.3 points, 3.5 assists and 2.2 rebounds per game... Scored in double-figures in six games...Recorded 20-plus points in two games...Scored a 2022-23 playoff-high 22 points on 4/23/23 vs. Sacramento...Totaled four-plus assists in seven games...2022 (Golden State): Appeared in 22 games (five starts), averaging 17.0 points, 2.8 rebounds, 3.8 assists in 27.5 minutes per game while converting .508 from the field, .391 from three-point range and .915 from free throw line...Scored in double figures in 19 games, 20-or-more in seven, 30-or-more in two...Led team in scoring in three games, rebounding in one, assists in four...In the First Round vs. Denver, appeared in five games (all starts), averaging 21.0 points, 2.4 rebounds, 5.4 assists, 1.40 steals in 32.4 minutes per game, shooting .548 from the field, .484 from three-point range and .846 from the free throw line...In the Semifinals vs. Memphis, appeared in six games (all as a reserve), averaging 17.8 points, 4.2 rebounds, 4.3 assists in 29.8 minutes per game...In the Conference Finals vs. Dallas, appeared in five games (all as a reserve), averaging 16.4 points, 2.8 rebounds, 3.8 assists, 1.40 steals while shooting .636 from the field, .400 from the three-point line and 1.000 from the free throw stripe in 28.0 minutes per game...In the 2022 NBA Finals vs. Boston, appeared in six games (all as a reserve), averaging 13.2 points, 1.8 rebounds, 1.8 assists in 20.8 minutes per game...On 4/16/22 vs. Denver, First Round, Game 1, in his first career playoff game, scored a game-high 30 points converting 9-out-of-13 from the field, 5-out-of-7 from three-point range and 7-out-of-8 from the free throw line...At 22 years old, Poole became the youngest Warrior to score 30 points in his playoff debut, passing Wilt Chamberlain who scored 35 points at 23 years old, according to the Elias Sports Bureau...Additionally, Poole's five 3- pointers set a new record for the most 3-pointers made in a Warriors' first career playoff game, surpassing the previous of four shared by Steph Curry and Latrell Sprewell.

G League (Santa Cruz): Over two seasons (2019-20, 2020-21), he has appeared in 14 games (all starts) with the Santa Cruz Warriors, posting averages of 23.1 points, 5.5 rebounds and 3.9 assists while shooting .454 from the field...2020-21 (Santa Cruz): Appeared in 11 games, averaging a team-high 22.4 points, 5.3 rebounds, 3.6 assists in 33.5 minutes per game...Scored 20 or more points six times, 30 or more twice...Grabbed 10 rebounds in one game...Recorded one double-double (2/23)...2019-20 (Santa Cruz): Appeared in three games (all starts), averaging 26.0 points, 6.3 rebounds, 4.7 assists, 1.7 steals in 35.0 minutes per game.

College (Michigan): Appeared in 75 games (37 starts) over two seasons at Michigan, averaging 9.4 points, 2.2 rebounds and 1.4 assists in 22.7 minutes per game while shooting .434 from the floor, .370 from three-point range and .831 from the free throw line... Named a 2019 All-Big Ten Honorable Mention...Earned Big Ten Player of the Week honors for the week of 12/3/18...Helped Michigan to the 2018 Big Ten Tournament title...Was a part of two-straight Sweet 16 appearances (2018, 2019), a Final Four and National Championship Game appearance (2018)...Appeared in 37 games (all starts) during his sophomore season, averaging 12.8 points, 3.0 rebounds, 2.2 assists and 1.1 steals in 33.1 minutes per game...In sophomore season, was the team's second-leading scorer at 12.8 points per game, improving his freshman scoring average (6.0) by 6.8 points.

Personal: Born in Milwaukee...Son of Monet and Anthony Poole... Earned Academic All-Big Ten honors (2019)...Volunteers at animal shelters and loves cats...His game-winning three-point basket vs. Houston in the 2018 NCAA Tournament that advanced Michigan to the Sweet 16 was nominated for an ESPY award...Named to SLAM Magazine's All-League Fits Second Team for the 23-24 and 24-25 seasons.

NBA REGULAR SEASON STATS

SEASON	TM	G	GS	MP	FG	FGA	FG%	3P	3PA	3P%	FT	FTA	FT%	ORB	DRB	TRB	AST	STL	BLK	TOV	PF	PTS	PPG	RPG	APG
2019-20	GSW	57	14	1274	167	502	.333	74	265	.279	95	119	.798	9	109	118	134	35	10	74	94	503	8.8	2.1	2.4
2020-21	GSW	51	7	988	205	474	.432	97	276	.351	105	119	.882	15	77	92	99	26	9	51	86	612	12.0	1.8	1.9
2021-22	GSW	76	51	2283	474	1058	.448	211	580	.364	246	266	.925	34	226	260	304	60	23	187	206	1405	18.5	3.4	4.0
2022-23	GSW	82	43	2458	550	1278	.430	214	637	.336	361	415	.870	32	193	225	369	63	21	252	214	1675	20.4	2.7	4.5
2023-24	WAS	78	66	2346	490	1186	.413	184	564	.326	192	219	.877	52	180	212	343	86	25	188	244	1356	17.4	2.7	4.4
2024-25	WAS	68	68	2001	457	1057	.432	235	622	.378	242	274	.883	31	172	203	303	86	27	204	201	1391	20.5	3.0	4.5
2025-26	NOP	39	8	933	165	444	.372	96	288	.333	98	114	.860	9	68	77	119	22	15	69	89	524	13.4	2.0	3.1
CAREER		**451**	**257**	**12283**	**2508**	**5999**	**.418**	**1111**	**3232**	**.344**	**1339**	**1526**	**.877**	**162**	**1025**	**1187**	**1671**	**378**	**130**	**1025**	**1134**	**7466**	**16.6**	**2.6**	**3.7**

NBA POSTSEASON STATS

SEASON	TM	G	GS	MP	FG	FGA	FG%	3P	3PA	3P%	FT	FTA	FT%	ORB	DRB	TRB	AST	STL	BLK	TOV	PF	PTS	PPG	RPG	APG
2021-22	GSW	22	5	606	129	254	0.508	50	128	0.391	65	71	0.915	10	52	62	83	17	8	53	62	373	17.0	2.8	3.8
2022-23	GSW	13	4	284	46	135	0.341	16	63	0.254	26	34	0.765	4	24	28	46	10	3	15	32	134	10.3	2.2	3.5
CAREER		**35**	**9**	**890**	**175**	**389**	**0.450**	**66**	**191**	**0.346**	**91**	**105**	**0.867**	**14**	**76**	**90**	**129**	**27**	**11**	**68**	**94**	**507**	**14.5**	**2.6**	**3.7**



#22

DERIK QUEEN

FORWARD/CENTER

EXPERIENCE	1
HEIGHT/WEIGHT	6' 10" / 255
BIRTHDATE	DECEMBER 27, 2004
BIRTHPLACE	BALTIMORE, MD
COLLEGE	MARYLAND
HIGH SCHOOL	MONTVERDE ACADEMY (Montverde, FL)

CAREER HIGHS

PTS	33	SAS 12/8/25
FGM	12	(Twice)
FGA	28	@MIN 4/12/26
3FGM	4	MIN 2/6/26
3FGA	4	(3 Times)
FTM	11	SAS 12/8/25
FTA	13	SAS 12/8/25
OREB	7	@MIN 4/12/26
DREB	15	@MIN 4/12/26
TREB	22	@MIN 4/12/26
ASTS	12	@WAS 1/9/26
STLS	5	@SAC 4/3/26
BLKS	5	@CHI 12/31/25
MINS	41	@MIN 4/12/26

Transactions: Selected 13th overall by Atlanta in the 2025 NBA Draft...New Orleans acquired the draft rights to Derik Queen from the Atlanta Hawks in exchange for the draft rights to Asa Newell (23rd overall pick in the 2025 NBA Draft) and a future first round pick...Signed by New Orleans to a multi-year contract on 7/5/2025.

2025-26 (New Orleans): Appeared in 81 games (48 starts) during his rookie campaign holding averages of 11.7 points, 7.1 rebounds, 3.7 assists and 1.0 steals per game...Posted two triple-doubles and 13 double-doubles...Scored 30-plus points three times, including 11 games of 20-plus points and 45 games with double figures...Hauled in 10 or more rebounds 15 times...He finished the season ranked 1st in total rebounds (572), 2nd in total blocks (74), 3rd in total steals (84), 3rd in games played (81), 4th in total assists (298) and 6th in total points (948)...Additionally, he was the only rookie to post multiple triple-doubles on the year...On 10/22 at MEM, scored his first NBA bucket. He finished the game with three points, five rebounds and a block in 15 minutes of action...On 10/24 vs. SAS, scored 15 points on 6-of-11 (.545) from the field and 3-of-4 (.750) from the free throw line...Added six boards, one dime, one steal and two blocks in 35 minutes of action...On 11/4 vs. CHA, finished the game with 12 points, eight rebounds, seven assists and four steals in 18 minutes of action. In the fourth quarter, he played in all 12 minutes posting 12 points, seven boards, four assists and three steals while converting 5-of-7 (.714) from the floor and 2-of-3 (.667) from the free throw line...On 11/12 vs. POR, Queen finished with 26 points on 12-of-18 (.667) from the floor and 2-of-3 (.667) from the free throw line, adding seven boards and four dimes in 38 minutes of action. In the first frame, posted 12 points, three rebounds and a steal while shooting 6-of-8 (.750) from the floor...On 11/19 vs. DEN, posted 30 points, nine rebounds, four assists, two steals and two blocks in 30 minutes of play...On 11/21 at DAL, notched his first career double-double, scoring 20 points and tossing out 11 assists. He added seven rebounds and a steal in 32 minutes of action...On 12/2 vs. MIN, scored 21 points on 8-of-15 (.533) from the floor and 5-of-8 (.625) from the free throw line...Added eight boards, six dimes and a steal in 39 minutes of action...On 12/8 vs. SAS, posted his first career triple-double, scoring a career-high 33 points, hauling in 10 rebounds and tossing out 10 assists. He shot 11-of-15 (.733) from the floor and 11-of-13 (.846) from the free throw line...On 12/18 vs. HOU, posted a double-double scoring 16 points and hauling in 12 rebounds to go along with three dimes and three blocked shots. He shot 7-of-16 (.438) from the floor and 2-of-3 (.667) from the free throw line...On 12/20 vs. IND, posted his second consecutive double-double with 17 points and 10 rebounds, while converting a perfect 8-of-8 from the field and 1-of-1 from three-point range...On 12/31 at CHI, posted nine points, seven rebounds, four dimes, two steals and a career-high five blocks in 25 minutes of action...On 1/6 vs. LAL, notched 10 points, 13 rebounds, eight assists and two steals in 32 minutes of play, while converting 5-of-10 (.500) from the floor...On 1/9 at WAS, posted his second career triple-double scoring 14 points, hauling in a career-high 16 rebounds and tossing out a career-high 12 dimes in 35 minutes of action...On 1/30 vs. MEM, 22 points on 8-of-12 (.750) from the floor and 6-of-7 (.857) from the free throw line. He added nine rebounds, seven dimes and two blocks in 34 minutes of play...On 2/6 at MIN, finished the game with 17 points, eight rebounds, three dimes and a block while sinking a perfect 4-of-4 from three-point range...On 2/20 vs. MIL, finished with 18 points, nine rebounds, four assists, three steals and two blocks while shooting 7-of-10 (.700) from the floor...On 4/12 at MIN, posted 30 points and 22 rebounds in 41 minutes of action. This marks the second time in the last 30 NBA season that a rookie has posted 30-plus points and 20-plus rebounds, along with Victor Wembanyama.

Summer League: New Orleans (2025): Started all three games he played in for New Orleans, averaging 14.0 points, 11.0 rebounds, 2.3 assists and 1.0 blocks in 27.1 minutes per game...Shot .438 from the field, .500 from three-point range and .722 from the foul stripe.

College (Maryland: 2024-25): Named B1G Ten Freshman of the Week five times...B1G Ten Freshman of the Year...B1G Ten All-Freshman Team...All B1G Ten First Team...NABC All-District First Team...AP All-America Honorable Mention...Named to the Naismith Trophy Midseason Team...Ranked 11th in the Big Ten in scoring (16.5 ppg) and fourth in rebounding (9.0 rpg)...Started all 36 games, averaging 30.3 minutes per game...Shot 52.6% from the field and 76.6% from the free-throw line...Recorded 15 double-doubles, tied for 14th-most in the country...Scored in double figures in 30 games and had 12 games with 20-plus points...Ninth in the Big Ten with 39 blocks, adding 67 assists and 39 steals...On 3/27 vs. Florida, scored 27 points, five rebounds, two steals, and one assist...On 3/23 vs. Colorado State, hit a buzzer beater to send Maryland to its first Sweet 16 since 2016, posting 17 points, six rebounds, two blocks, and one assist...In NCAA Tournament vs. Grand Canyon, totaled 12 points, 15 rebounds and three assists...Posted a season-high 31 points vs. Michigan in the Big Ten Tournament Semifinal...On 3/14 vs. Illinois, posted 25 points, six rebounds, and four assists...On 3/1 vs. Penn State, dropped 23 points, six rebounds, and four steals...On 2/13 vs. Nebraska, finished with 24 points and 11 rebounds...On 2/9 vs. Rutgers, recorded 29 points, 15 rebounds, and five assists...Had 26 points and 12 rebounds vs. Purdue...On 12/4 vs. Ohio State, recorded his third double-double with 17 points and 11 rebounds...On 11/24 vs. Villanova, finished with a double-double, dropping 22 points, 11 rebounds, and five assists...On 11/4 vs. Manhattan, became the second Division I player since 1996-97 to post a 20-20 game in his freshman debut, finishing with 22 points and 20 rebounds.

High School: Played three seasons at Montverde Academy in Florida after spending his freshman year at St. Frances Academy in Baltimore...Led Montverde to a 33-0 record in 2023-24 averaging 16.4 points per game and 7.5 rebounds...Was a McDonald's All-American and consensus five-star recruit...Named Co-MVP of the McDonald's All-America Game after scoring 23 points while adding eight rebounds, five assists, three steals, and two blocks...Nationally, he ranked No. 10 overall by ESPN, No. 12 by 247Sports, and No. 15 by Rivals... Named a MaxPreps Second Team All-American after leading Montverde to the Chipotle National Championship and earned All-Tournament honors...As a freshman at St. Frances, was named the MaxPreps National Freshman of the Year, while as a junior in 2023 was selected to the MaxPreps Junior All-American Honorable Mention Team...In addition to playing at Montverde, also played AAU basketball for Team Thrill which he led to the Under Armour Association U-17 spring championship in 2023

Personal: Born in Baltimore, Maryland...Son of Lisa Anderson...Attended Montverde Academy in Florida...Teammates with fellow 2025 first round picks Cooper Flagg, Liam McNeeley and Asa Newell at Montverde, one of the top high school programs in the country.

PLAYERS | 22 DERIK QUEEN

NBA REGULAR SEASON STATS

SEASON	TM	G	GS	MP	FG	FGA	FG%	3P	3PA	3P%	FT	FTA	FT%	ORB	DRB	TRB	AST	STL	BLK	TOV	PF	PTS	PPG	RPG	APG
2025-26	NOP	81	48	2023	354	748	.473	23	88	.261	217	273	.795	136	436	572	298	84	74	190	215	948	11.7	7.1	3.7
CAREER		**81**	**48**	**2023**	**354**	**748**	**.473**	**23**	**88**	**.261**	**217**	**273**	**.795**	**136**	**436**	**572**	**298**	**84**	**74**	**190**	**215**	**948**	**11.7**	**7.1**	**3.7**



#9

TRENDON WATFORD

FORWARD

EXPERIENCE	5
HEIGHT/WEIGHT	6' 8" / 244
BIRTHDATE	NOVEMBER 9, 2000
BIRTHPLACE	BIRMINGHAM, AL
COLLEGE	LOUISIANA STATE
HIGH SCHOOL	MOUNTAIN BROOK HIGH SCHOOL (Mountain Brook, Ala)

CAREER HIGHS

PTS	27	WAS 3/12/22
FGM	11	WAS 3/12/22
FGA	19	@ATL 3/14/22
3FGM	3	CHA 2/10/25
3FGA	8	@CHA 3/8/25
FTM	9	@UTA 3/9/22
FTA	10	(Twice)
OREB	5	(Twice)
DREB	12	TOR 11/8/25
TREB	17	TOR 11/8/25
ASTS	10	TOR 11/8/25
STLS	3	(7 Times)
BLKS	4	@ATL 3/14/22
MINS	40	NYK 3/14/23

PLAYERS | 9 TRENDON WATFORD

Transactions: Signed a two-way contract with the Portland Trail Blazers on August 3, 2021... Converted from a two-way contract to a regular contract by the Portland Trailblazers on February 21, 2022... Waived by the Portland Trail Blazers on June 20, 2023... Signed a contract with the Brooklyn Nets on August 3, 2023... Signed a contract with the Brooklyn Nets on July 9, 2024... Signed a contract with the Philadelphia 76ers on July 2, 2025...Signed a contract with the New Orleans Pelicans on August 18, 2026.

2025-26 (Philadelphia): Appeared in 53 games (seven starts) for Philadelphia, averaging 6.5 points, 3.3 rebounds and 2.5 assists in 16.3 minutes per game while shooting .515 from the floor, .200 from three-point range and .779 from the free throw line...Scored in double figures 13 times, including one 20-point performance...On 11/8 vs. TOR, recorded his first career triple-double with 20 points, a career-high 17 rebounds and a career-high 10 assists.

Professional: Has appeared in 270 games (37 starts) over five seasons with Portland, Brooklyn and Philadelphia, averaging 7.6 points, 3.6 rebounds and 2.0 assists in 17.3 minutes per game while shooting .519 from the floor, .325 from three-point range and .761 from the free throw line.

2024-25 (Brooklyn): Appeared in 44 games (six starts), averaging a career-high 10.2 points, 3.6 rebounds and a career-high 2.6 assists in 20.8 minutes per game while shooting .469 from the floor, .330 from three-point range and .762 from the free throw line...Scored in double figures 23 times, including three games with 20-plus points...Recorded a double-double with 12 points and 10 rebounds vs. SAS (3/4)...Scored a season-high 26 points at IND (3/22)...Scored in double figures in six consecutive games from 2/7-24

2023-24 (Brooklyn): Appeared in a career-high 63 games (two starts), averaging 6.9 points, 3.1 rebounds and 1.3 assists in 13.6 minutes per game...Shot .527 from the floor, a career-best .397 from three-point range and a career-high .794 from the free throw line...Scored in double figures 17 times, including one 20-point performance...Scored in double figures in five consecutive games from 3/25-4/1...On 3/25 at TOR, finished with 19 points on 7-of-10 (.700) shooting from the floor and seven rebounds...On 4/1 at IND, scored a season-high 21 points on 8-of-11 (.727) shooting from the field...On 4/12 vs. NYK, recorded his lone double-double of the season with 17 points, a season-high 13 rebounds and three assists in his first start with Brooklyn.

2022-23 (Portland): Appeared in 62 games (12 starts), averaging 7.4 points, 3.8 rebounds and 2.1 assists in 19.1 minutes per game while shooting .560 from the floor, .391 from three-point range and .720 from the free throw line...Scored in double figures 18 times, including eight games with 15-plus points...Recorded three double-doubles...On 11/30 at LAL, recorded his first double-double of the season with 10 points and 10 rebounds...On 12/3 at UTA, tied his then-career high with 14 rebounds...On 12/16 at DAL, posted 16 points, 11 rebounds and six assists...On 3/17 vs. BOS, recorded 10 points, eight rebounds, a then-career-high eight assists and three steals...On 4/8 at LAC, scored a season-high 24 points on 10-of-15 (.667) shooting from the floor.

2021-22 (Portland): Appeared in 48 games (10 starts) as a rookie, averaging 7.6 points, 4.1 rebounds and 1.7 assists in 18.1 minutes per game while shooting .532 from the floor, .237 from three-point range and .755 from the free throw line...Scored in double figures 14 times, including three games with 20-plus points...Recorded two double-doubles...Made his NBA debut at DEN (11/4), recording two points and two assists in seven minutes...On 3/5 at MIN, recorded his first career double-double with 12 points and a then-career-high 14 rebounds...On 3/9 at UTA, scored 22 points while converting a career-high 9-of-9 from the free throw line...On 3/12 vs. WAS, scored a career-high 27 points on 11-of-16 (.688) shooting from the floor while adding six rebounds, three assists and two steals...On 3/14 at ATL, posted 22 points, nine rebounds and a career-high four blocks... On 3/26 vs. HOU, recorded 15 points, 10 rebounds and five assists.

Playoffs: Appeared in seven games for Philadelphia during the 2026 playoffs, averaging 2.9 points on .636 shooting...Recorded a playoff high six points on 3-of-4 shooting on April 19 against Boston.

College (LSU: 2018-21): Appeared in 59 games (58 starts) over two seasons (2019-21) at LSU, finishing with 878 career points... Posted averages of 14.9 points, 7.3 rebounds, 2.3 assists and 1.0 steals in 33.0 minutes per game... Shot .484 (327-of-675) from the field and .662 (188-of-284) from the free-throw line... Sophomore Year (2020-21): Averaged 16.3 points, 7.4 rebounds and 2.9 assists in 28 games (all starts) as a sophomore... Shot .480 (170-of-354) from the field, .316 (18-of-57) from 3-point range and .651 (99-of-152) from the free-throw line... Named to the All-SEC First Team and to the SEC All-Tournament Team... Had nine games of 20+ points, including a career-high 30 points with eight rebounds in the SEC Championship Game against Alabama on Mar. 14... Recorded six double-doubles for the season... Averaged the sixth-most points and fifth-most rebounds in the SEC... Grabbed a season-high 13 rebounds with 14 points and four assists vs. Vanderbilt on Mar. 2... Recorded a career-high nine assists with 13 points, seven rebounds and a career-high three steals vs. SIU-Edwardsville on Nov. 26... Freshman Year (2019-20): Started 30 of 31 games as a freshman, posting averages of 13.6 points, 7.2 rebounds and 1.7 assists... Shot .489 (157-of-321) from the field and .674 (89-of-132) from the free-throw line... Named to the All-SEC Freshman Team... Recorded seven double-doubles, including a career-high 15 rebounds with 17 points vs. Alabama on Jan. 29... Had eight games of double-digit rebounds... Ranked 20th in the conference in scoring and sixth in rebounds... Scored a season-high 26 points (8-of-13 FG, 9-of-10 FT) at Vanderbilt on Feb. 5.

Personal: Parents are Belinda and Ernest Watford... Brother, Christian, played basketball for four seasons (2009-13) at Indiana University, played internationally in Israel and competed in parts of three seasons in the NBA G League (2014-19)... Played for Portland's 2022 NBA Summer League Championship team and was named MVP of the 2022 NBA Summer League Championship Game... All-Summer League Second Team honors... Majored in interdisciplinary studies at LSU... Was a five-star recruit coming out of Mountain Brook High School in Mountain Brook, Ala.... Led Mountain Brook to three consecutive Class 7A state championships (2017, 2018, 2019)... Ranked 16th in the country by Rivals and 19th by 247Sports and ESPN... Finished his career with 3,567 points, ranking among the top 10 in AHSAA history and set an AHSAA career record with 1,909 rebounds... Named Alabama's Gatorade Player of the Year in 2019... Played in the McDonald's All-American game (10 points, seven rebounds, six assists) and the Jordan Brands Classic (18 points, seven boards)... Was on the A-B Honor Roll at Mountain Brook.

BACK TO TABLE OF CONTENTS

PLAYERS | 9 TRENDON WATFORD

NBA REGULAR SEASON STATS

SEASON	TM	G	GS	MP	FG	FGA	FG%	3P	3PA	3P%	FT	FTA	FT%	ORB	DRB	TRB	AST	STL	BLK	TOV	PF	PTS	PPG	RPG	APG
2021-22	POR	48	10	869	142	267	.532	9	38	.237	71	94	.755	57	142	199	81	25	28	44	116	364	7.6	4.1	1.7
2022-23	POR	62	12	1182	181	323	.560	25	64	.391	72	100	.720	42	196	238	130	32	12	71	118	459	7.4	3.8	2.1
2023-24	BRK	63	2	856	164	311	.527	27	68	.397	77	97	.794	52	142	194	81	23	19	63	106	432	6.9	3.1	1.3
2024-25	BRK	44	6	913	164	350	.469	29	88	.330	93	122	.762	37	123	160	115	27	12	83	95	450	10.2	3.6	2.6
2025-26	PHI	53	7	864	138	268	.515	10	50	.200	60	77	.779	38	137	175	132	16	22	64	107	346	6.5	3.3	2.5
CAREER		**270**	**37**	**4684**	**789**	**1519**	**.519**	**100**	**308**	**.325**	**373**	**490**	**.761**	**226**	**740**	**966**	**539**	**123**	**93**	**325**	**542**	**2051**	**7.6**	**3.6**	**2.0**

NBA POSTSEASON STATS

SEASON	TM	G	GS	MP	FG	FGA	FG%	3P	3PA	3P%	FT	FTA	FT%	ORB	DRB	TRB	AST	STL	BLK	TOV	PF	PTS	PPG	RPG	APG
2025-26	PHI	7	0	40	7	11	.636	0	1	.000	6	8	.750	0	3	3	3	3	0	2	2	20	2.9	0.4	0.4
CAREER		**7**	**0**	**40**	**7**	**11**	**.636**	**0**	**1**	**.000**	**6**	**8**	**.750**	**0**	**3**	**3**	**3**	**3**	**0**	**2**	**2**	**20**	**2.9**	**0.4**	**0.4**



#1

ZION WILLIAMSON

FORWARD

EXPERIENCE	6
HEIGHT/WEIGHT	6’ 6” / 277
BIRTHDATE	JULY 6, 2000
BIRTHPLACE	SALISBURY, NC
COLLEGE	DUKE
HIGH SCHOOL	SPARTANBURG DAY SCHOOL (Spartanburg, SC)

CAREER HIGHS

PTS	43 MIN 12/28/22
FGM	17 @LAL 3/4/25
FGA	28 PHI 4/9/21
3FGM	4 SAS 1/22/20
3FGA	4 SAS 1/22/20
FTM	14 MIN 12/28/22
FTA	19 (Twice)
OREB	8 (Twice)
DREB	12 PHI 4/9/21
TREB	15 (Twice)
ASTS	12 LAC 3/11/25
STLS	6 @GSW 4/12/24
BLKS	5 @PHX 4/7/24
MINS	42 (3 Times)

Transactions: Selected by New Orleans with the first pick in the 2019 NBA Draft...Signed by New Orleans on 7/1/19...Signed a multi-year contract extension with New Orleans on 7/6/22.

2025-26: Appeared in 62 games (55 starts) with New Orleans, averaging 21.0 points, 5.7 rebounds and 3.2 assists while shooting .600 from the field and .716 from the foul line...Scored in double-figures in all but three games, including 41 games with 20+ points and five 30+ point performances...Williamson notched six point-rebound double-doubles on the year...On 10/22 at MEM, scored 27 points on 10-of-21 (.476) from the floor and 7-of-12 (.583) from the free throw line...He added nine rebounds, five assists and five steals in 33 minutes of action...On 10/31 at LAC, posted 29 points, six rebounds and three assists while shooting 9-of-17 (.529) from the floor and 11-of-13 (.846) from the free throw stripe...On 11/19 vs. DEN, returned to the starting lineup after missing eight consecutive games due to a hamstring strain, posting 14 points, six rebounds, five dimes, one steal and a block in 29 minutes of action. Williamson finished the game a +14, which was the best on the team...On 11/24 vs. CHI, led the way for the Pelicans with 29 points on 8-of-14 (.571) from the floor and 13-of-16 (.813) from the free throw line...On 12/14 at CHI, came off the bench for the first time in his career, posting 18 points, six rebounds and three dimes on 7-of-14 (.500) from the floor and 4-of-5 (.800) from the free throw line...On 12/20 vs. IND, posted a game-high 29 points on 9-of-14 (.643) from the floor and 11-of-13 (.846) from the free throw stripe...He added seven boards, one assist and a steal in 23 minutes of action...On 12/26 vs. PHX, led the Pelicans with 20 points on 5-of-10 (.500) from the floor and 10-of-14 (.714) from the free throw line...He added a team-high eight rebounds, six assists and a block in 28 minutes of play...On 12/29 vs. NYK, returned to the starting lineup after coming off the bench the last seven games. Williamson finished the game with 32 points on 11-of-16 (.688) from the floor and 10-of-12 (.833) from the free throw stripe...He added five rebounds, two dimes, two steals and two blocks in 29 minutes of play...On 1/2 vs. POR, finished the game with a season-high 35 points on 15-of-26 (.577) from the floor and 5-of-8 (.625) from the free throw stripe. He added eight boards, two dimes, two steals and two blocks in 31 minutes of play...This marked his third-consecutive game of scoring 30-plus points...On 1/9 at WAS, tallied 31 points on 12-of-14 (.857) from the floor and 7-of-13 (.538) from the free throw line...He added four boards, three assists and two steals in just 29 minutes of action...On 1/14 vs. BKN, posted 25 points on 11-of-14 (.786) from the floor and 3-of-5 (.600) from the free throw line...On 1/23 at MEM, notched his second double-double of the season, scoring 24 points and hauling in 11 rebounds...On 1/25 at SAS, scored 24 points on 10-of-18 (.556) from the floor and 4-of-5 (.800) from the free throw line. He added 10 rebounds, four dimes and a block in 33 minutes of play...On 1/30 vs. MEM, posted 21 points, seven rebounds, four assists and two blocks in 33 minutes of action, while shooting 7-of-10 (.700) from the floor and 7-of-8 (.875) from the free throw line...In the first half, he scored 17 points on a perfect 6-of-6 from the floor...On 2/4 at MIL, tossed out a season-high eight assists to go along with 20 points, five rebounds and two steals in 38 minutes of play...On 2/24 vs. GSW, scored 26 points on 11-of-21 (.524) from the field, a perfect 1-of-1 from three-point range and 3-of-5 (.600) from the foul stripe...This marked Zion's first made three pointer since 2/12/25 against the Kings...On 3/11 vs. TOR, notched 19 points on 7-of-12 (.583) from the floor and 5-of-8 (.625) from the foul stripe...On 3/16 vs. DAL, led the way for the Pelicans, scoring 27 points on 11-of-13 (.846) shooting from the floor...He added four rebounds, one assist and one steal in 29 minutes of play...On 3/21 vs. CLE, finished the game with a team-high 25 points on 10-of-14 (.714) from the floor and 5-of-9 (.556) from the free throw line... In the third quarter, he scored 15 points on a perfect 7-of-7 from the floor, marking a career-high in field goals made (seven) in any quarter without a miss.

Professional: In 276 career appearances (269 starts) with New Orleans, averaging 23.8 points, 6.4 rebounds, 4.1 assists and 1.0 steal per game while shooting .591 from the floor, .324 from three-point range and .695 from the free throw line...Has scored in double figures 269 times, including 209 performances of 20 or more points and 58 games of 30-plus points...Has posted 47 double-doubles and two triple-doubles...Is 1-of-5 players in NBA history to average 20-plus points per game and shoot .550 or better from the field over their entire career (K. Abdul-Jabbar, S. O'Neal, G. Antetokounmpo and N. Jokić).

2024-25: Started in all 30 games he played in for the Pelicans, averaging 24.6 points, 7.2 rebounds, 5.3 assists and 1.2 steals in 28.6 minutes per game...Converted .567 from the floor, .231 from three-point distance and .6565 from the free throw line...Scored 20-plus points in 23 games, including seven games scoring 30-plus points... Hauled in double-digit rebounds seven times...Tossed out double-digit assists three times...Notched two triple-doubles ...On 11/1 vs. IND, scored a game-high 34 points on 14-of-20 (.700) from the field, 1-of-2 (.500) from deep and 5-of-8 (.625) from the free throw line. He finished the game with six boards, two steals and a team-high 10 assists. This marked his third double-double of the season... On 1/7 vs. MIN, returned to the starting lineup after missing 27 games due to a hamstring strain. He finished the game with 22 points, six rebounds, four dimes, three steals and a block while shooting 9-of-15 (.600) from the floor in 28 minutes of action... On 1/17 vs. UTA, posted his third double-double of the season scoring 24 points and hauling in a season-high 14 rebounds, including a career-high-tying eight offensive boards. Williamson finished the game shooting 11-of-21 (.524) from the floor... On 2/8 at SAC, scored a season-high 40 points on 16-of-21 (.762) from the floor and 8-of-11 (.727) from the free throw line. He added four rebounds, four dimes and two steals in just 28 minutes of action...On 2/27 at PHX, posted his first career triple-double, scoring 27 points, hauling in 10 rebounds and tossing out 11 dimes in 31 minutes of action...On 3/4 at LAL, scored a game-high 37 points on 17-of-23 (.739) from the floor and 3-of-6 (.500) from the free throw line. He added four rebounds, six dimes, a steal and a block in just 26 minutes of action...On 3/11 vs. LAC, posted his second-career triple-double, notching 22 points, 10 rebounds and a career-high 12 assists in 33 minutes of play. He converted 8-of-13 (.615) from the floor and a perfect 6-of-6 from the free throw line... Missed 47 games on the season due to multiple different injuries.

2023-24: Started in a career-high 70 games, averaging 22.9 points, 5.8 rebounds, 5.0 assists and 1.1 steals in 31.5 minutes per game while shooting .570 from the floor, .333 from three-point range and .702 from the free throw stripe...Scored in double figures in 68 games, including 49 games scoring 20-plus points, and 13 times he scored 30-plus points in a game...Hauled in double-digit rebounds eight times...Tossed out double-digit assists four times...Finished ranked 2nd in the league in restricted zone field goals per game, averaging 6.9 on the season while shooting 67.4% near the basket... Averaged 17.6 points in the paint this season, which ranked 2nd in the NBA...Ranked 16th in the NBA in points off of turnovers per game, averaging 3.6...Was 1-of-3 NBA players to average 22-plus points and shoot 57% or better from the field this season...On 12/11 vs. MIN, scored a season-high 36 points, shooting 13-of-17 (.765) from the floor and 10-of-12 (.833) from the free throw line...On 2/2 at SAS, notched 33 points, eight rebounds, four assists, a steal and a block while shooting 12-of-21 (.571) from the floor and 9-of-13 (.692) from the free throw stripe. Additionally, Williamson hit the game-winning shot with 3.8 seconds remaining in regulation...On 2/14 vs. WAS, tied a season-high with 36 points, to go along with eight

assists, six rebounds and a block while shooting 15-of-21 (.714) from the floor and 6-of-9 (.667) from the free throw line...On 3/24 at DET, tied a season-high with 36 points, shooting 13-of-14 (.929) from the field. Since the 2000-01 season, there has been only three instances of a player scoring 36-plus points on 92% or better from the field... On 4/7 at PHX, posted his 13th double-double of the season, scoring 29 points and hauling in 10 boards. Williamson shot 11-of-21 (.524) from the floor and 7-of-8 (.875) from the foul stripe. Williamson added a team-high seven assists, one steal and a career-high five blocks in 40 minutes of play... On 4/12 at GSW, notched a career-high six steals, to go along with 26 points, three rebounds and three assists...Missed eight games on the season due to multiple injuries.

2022-23: Started all 29 games he appeared in, averaging 26.0 points, 7.0 rebounds, 4.6 assists and 1.1 steals in 33.0 minutes per game...Shot .608 from the floor, .368 from three-point range and .714 from the free throw line...Scored 30-plus points nine times... Notched 20-plus points 23 times...Scored in double-figures in 28 games...Posted five double-doubles...Was named the Western Conference Player of the Week for games played December 5-11. During that stretch, he led New Orleans to a 3-0 week, recording averages of 33.0 points (second among Western Conference players), 8.3 rebounds, 4.0 assists and 1.0 steals in 37.3 minutes per contest while shooting 70.4 percent from the field (first in the NBA among players that registered 13.0 or more field goal attempts per game)... Williamson finished the week as one of two players in the West to average at least 30 points per game and the only Western Conference player to average at least 30 points and eight rebounds...On 10/19 at BKN, added nine boards, three assists and a season-high four steals in 30 minutes of action... On 11/23 at SAS, finished the game with 32 points and 11 rebounds, notching his fifth-career 30/10 game... He scored 28 of his 32 total points in the paint, which is tied for the most points anyone has had in a single game all season...Williamson only played 26 minutes and posted 32 points and 11 rebounds, there are only eight other players in NBA history to have been able to do that... Lastly, Williamson finished the last three quarters of the game shooting perfect 11-of-11 from the floor...On 12/2 at SAS, notched his third 30-point game of the season, scoring 30 points to go along with a career-high 15 rebounds and eight assists... On 12/28 vs. MIN, posted a career-high 43 points, converting 14-of-21 (.667) from the field, a perfect 1-of-1 from three-point range and a career-high 14-of-19 (.737) from the free throw stripe. In the second half, Williamson scored 33 points, which is tied for the most points in any half in franchise history... Missed 53 games on the season.

2021-22: Missed the entire regular season due to a right foot injury.

2020-21: Scored in double-figures in all contests, including 54 games of 20 or more points and 21 30-plus point performances... Shot .611 from the floor (8th in NBA), .294 from deep, and .698 from the foul line...Named to the 2021 NBA All-Star Game, becoming the 10th player in NBA history to earn All-Star recognition prior to turning 21, and the fourth youngest player in NBA history behind Kobe Bryant, LeBron James and Magic Johnson...Recorded 20-plus points in 25 straight games (2/5-4/6), marking the longest streak in NBA history for a player under 21 years old... Averaged 27.0 points on .611 shooting from the floor, becoming the first player in NBA history to average 27 points on .600 shooting for an entire season... Williamson becomes the fourth player in NBA history to average at least 24 points on 60% shooting for a season, joining elite company (Kevin McHale (BOS) 1986-87: 26.1 PPG; .604 FG%, Kareem Abdul-Jabbar (LAL) 1979-80: 24.8 PPG; .604 FG% and Wilt Chamberlain (PHI) 1966-67: 24.1 PPG; .683 FG%)...Through first 60 career games, scored 1,457 points, trailing only Michael Jordan (1,664) for the most in the last 40 seasons, and posted 20-plus points 49 times, trailing only Jordan (52) for the most 20-point performances... It only took Williamson 79 games to reach 2,000 career-points, which is the quickest to score 2,000 points in Pelicans franchise history...This also marks the fewest number of games needed to reach 2,000 points since Michael Jordan (73 games) in 1985... PHI (4/9) Williamson set a new career-high in rebounds with 15... He is the second player in franchise history to record a stat line of at least 37 points, 15 rebounds and eight assists, joining DeMarcus Cousins... Recorded his fifth 30-point game while shooting over .750 from the field, becoming the first player in NBA history to do so before turning 21 years old... Only Shaquille O'Neal (3) and Kevin Garnett (2) have also recorded multiple such games... Through his first 50 games, Williamson posted 1,180 career points, ranking first among active players through their first 50 games (Blake Griffin ranks second with 1,144), recorded his ninth career 30-point outing, tying Blake Griffin for the most by an active player in their first 50 games, and notched a .600 shooting percentage, ranking fourth all-time in NBA history for the highest field goal percentage in a player's first 50 games (min. 250 FGA)...Shot a career-best 14-of-15 (.933) from the floor and 8-of-11 (.727) from the free throw line, at DAL on 2/12... Recorded his 1,000th career point in his 44th career regular season game as a pro at IND on 2/5... He became the first player since Blake Griffin to get to 1,000 points by their 44th career game, and the two players are tied for the shortest amount of games to get there by active players... Williamson's field goal percentage (.866) is the highest shooting percentage in a 30-point game in Pelicans franchise history.

2019-20: Appeared in 24 games (all starts) for New Orleans in his rookie campaign, averaging 22.5 points, 6.3 rebounds, and 2.1 assists in 27.8 minutes per game...Scored in double-figures in all but one contest, including 19 games of 20 or more points and three 30-plus point performances...Shot .583 from the floor, .429 from deep, and .640 from the foul line...Holds the second-highest scoring average through his first 24 career games since 1983, trailing only Michael Jordan (24.8)...Among all rookies, Williamson ranked first in PPG, FGM (8.8), O-RPG (2.7) and second in RPG...Averaged 16.8 points in the paint, ranked second in the NBA, 4.2 second chance points, ranked fourth in the NBA, and 3.6 fast-break points, ranked 12th in the NBA...Selected to participate in the 2020 Rising Stars Game at NBA All-Star Weekend in Chicago as a member of Team USA...Tallied 20-plus points in 13 consecutive games from 1/31-3/4, the second-longest 20-point streak by a rookie since 2000 (Blake Griffin – 14, 2010-11)... Earned Kia NBA Western Conference Rookie of the Month honors for February, appearing in nine games while averaging 25.7 points on .563 shooting from the floor, 6.2 rebounds (including 3.2 offensive), 2.6 assists and 1.0 steals... Williamson became just the fourth Pelicans rookie to score 30 points, joining JR Smith, Darren Collison and Marcus Thornton, and became just the seventh rookie to post at least 31 points, nine rebounds and five assists in one of his first nine career games... Notched his first career double-double with 21 points and 11 boards vs. BOS (1/26)...Made his NBA debut vs. SAS on 1/22, tallying 22 points, seven rebounds, and three assists... Williamson became the first player in NBA history to score at least 22 points while playing less than 20 minutes in his debut game.

College (Duke: 2018-19): NCAA Player of the Year by Naismith, Wooden, NABC, USBWA, AP and The Sporting News...Only the third freshman to receive the AP honor in its 58-year history, joining Kentucky's Anthony Davis and Texas's Kevin Durant...Recipient of the Karl Malone Award, honoring the top power forward in college basketball...Selected as the National Freshman of the Year by both the NABC and USBWA...Consensus All-America First Team selection...Finished 16th nationally and second in the ACC in scoring

(22.6 ppg)...Ranked second in the nation in field goal percentage with .680, the second-highest single-season mark in ACC history... Ranked third in the ACC in rebounding (8.9 rpg), second in steals (2.12 spg), and fifth in blocks (1.79 bpg)...Helped Duke to an ACC Championship and an Elite Eight appearance, averaging 26.4 points and 9.1 rebounds over seven postseason games...ACC Player of the Year and ACC Tournament MVP.

High School: Five-star recruit ranked as the No. 2 overall prospect in the class of 2018 by ESPN...Honored as a McDonald's All-American... Represented Team USA at the Nike Hoop Summit...Rated as the No. 5 overall prospect and the No. 3 small forward in the class by Rivals.com...Ranked No. 5 overall and the No. 1 power forward in the 2018 recruiting class by Scout.com...Ranked No. 5 overall and the No. 1 power forward in the 2018 24/7 Sports composite list...Led Spartanburg Day School to three consecutive South Carolina Class AA state championships...Averaged 36.4 points, 11.4 rebounds and 3.5 assists during his high school career...Racked up 37 points, 17 rebounds and six blocks in the 2018 state championship game and 51 points in the 2017 edition...Named by USA Today to the 2017 and 2018 American Family Insurance All-USA Boys Basketball First Team...Led the USA Red Team to the 2017 Adidas Nations Championship.

Personal: Full name is Zion Lateef Williamson...Enjoys writing poetry, listening to Jay-Z, and watching Naruto...Has a brother, Noah...His mother Sharonda ran track at Livingstone College... Introduced his signature shoe, the Jordan Zion 1, on April 20, 2021... Favorite 2K is 2K13...Favorite place to eat in New Orleans is Drago's... Favorite athlete outside of basketball is Serena Williams...Favorite movie is He Got Game...Favorite TV show is Naruto.

NBA REGULAR SEASON STATS

SEASON	TM	G	GS	MP	FG	FGA	FG%	3P	3PA	3P%	FT	FTA	FT%	ORB	DRB	TRB	AST	STL	BLK	TOV	PF	PTS	PPG	RPG	APG
2019-20	NOP	24	24	668	210	360	.583	6	14	.429	114	178	.640	64	86	150	50	16	9	59	42	540	22.5	6.3	2.1
2020-21	NOP	61	61	2026	634	1037	.611	10	34	.294	369	529	.698	167	274	441	226	57	39	167	135	1647	27.0	7.2	3.7
2021-22	NOP	Did Not Play - Injured (Foot)																							
2022-23	NOP	29	29	956	285	469	.608	7	19	.368	177	248	.714	58	144	202	133	32	16	99	65	754	26.0	7.0	4.6
2023-24	NOP	70	70	2207	624	1094	.570	6	18	.333	347	494	.702	122	284	406	352	77	47	193	159	1601	22.9	5.8	5.0
2024-25	NOP	30	30	857	288	508	.567	3	13	.231	158	241	.656	76	140	216	159	37	27	90	82	737	24.6	7.2	5.3
2025-26	NOP	62	55	1841	484	807	.600	1	4	.250	333	465	.716	125	228	353	199	60	34	126	141	1302	21.0	5.7	3.2
CAREER		**276**	**269**	**8555**	**2525**	**4275**	**.591**	**33**	**102**	**.324**	**1498**	**2155**	**.695**	**612**	**1156**	**1768**	**1119**	**279**	**172**	**734**	**624**	**6581**	**23.8**	**6.4**	**4.1**



#8

MALIK DIA

FORWARD/CENTER

EXPERIENCE	R
HEIGHT/WEIGHT	6’ 9” / 256
BIRTHDATE	FEBRUARY 4, 2004
BIRTHPLACE	MURFREESBORO, TN
COLLEGE	MISSISSIPPI
HIGH SCHOOL	THE ENSWORTH SCHOOL (Nashville, TN)

PLAYERS | 8 MALIK DIA

TWO-WAY PLAYER

College (Ole Miss: 2024-26, Belmont: 2023-24, Vanderbilt: 2022-23): Appeared in 124 games (91 starts) over four collegiate seasons averaging 12.1 points, 5.1 rebounds, 0.8 assists and 0.8 blocks in 20.5 minutes per game...Senior (Ole Miss: 2025-26): Appeared in 35 games (31 starts), averaging 14.5 points, 5.7 rebounds and 0.8 assists in 24.3 minutes per game while shooting .452 from the field... Junior (Ole Miss: 2024-25): Started all 36 games, averaging 10.8 points, 5.7 rebounds, 0.8 assists and 0.9 blocks in 20.9 minutes per game while helping the Rebels advance to the NCAA Tournament Sweet 16... Sophomore (Belmont: 2023-24): Appeared in 33 games (24 starts), averaging 16.9 points, 5.8 rebounds and 1.2 assists in 23.1 minutes per game while earning Third Team All-MVC and MVC All-Newcomer Team honors...Scored in double figures 29 times, including 12 20-point games and three double-doubles...Posted a career-high 32 points against Drake... Freshman (Vanderbilt: 2022-23): Appeared in 20 games, averaging 2.6 points and 1.6 rebounds in 8.5 minutes per game...Scored a season-high 14 points against Kentucky and grabbed a season-high 10 rebounds against Southeastern Louisiana.

High School: Attended The Ensworth School in Nashville, Tenn.... Named Tennessee First Team All-State as a senior after averaging 22.7 points and 9.9 rebounds per game...Named league MVP and league scoring champion during his senior season...Earned All-Midstate First Team honors by The Tennessean...Ranked as the No. 5 recruit in Tennessee by Rivals and a four-star prospect by ESPN.

Personal: Son of Sarah and Malik Dia ... Has three siblings, Khalif, Pape, and Aziz ... Born on February 4, 2004



#10

JARON PIERRE JR.

GUARD

EXPERIENCE	R
HEIGHT/WEIGHT	6’ 6” / 206
BIRTHDATE	JULY 12, 2002
BIRTHPLACE	NEW ORLEANS, LA
COLLEGE	SOUTHERN METHODIST
HIGH SCHOOL	ST. AUGUSTINE (New Orleans, LA)

PLAYERS | 10 JARON PIERRE JR.

TWO-WAY PLAYER

Transactions: Drafted 58th overall in the 2026 NBA draft.

Summer League: 2026 (New Orleans): Appeared in three games, making one start, and averaged 10.0 points, 1.7 rebounds and 0.7 assists in 22.0 minutes per game...Shot .270 from the field, .176 from three-point range and 1.000 from the free throw line...Recorded single game highs of 16 points, three rebounds, one assist and one steal.

College (Southern Miss: 2020-22, Wichita State: 2022-24, Jacksonville State: 2024-25, SMU: 2025-26): Appeared in 152 games (121 starts) over five collegiate seasons, averaging 14.4 points, 4.1 rebounds, 2.1 assists and 0.8 steals in 30.8 minutes per game...Shot .411 from the field, .347 from three-point range and .779 from the free throw line...Fifth Year (SMU: 2025-26): Appeared in all 34 games (32 starts), averaging 17.6 points (7th ACC), 4.9 rebounds, 2.1 assists and 1.0 steals in 33.2 minutes per contest...Shot .462 from the floor, .370 from three-point range and .758 from the free throw line...Earned All-ACC Honorable Mention and NABC All-Gulf District Second Team Recognition...On 12/7 vs. Texas A&M, scored 35 points on 13-of-21 (.619) from the floor, 3-of-8 (.3750 from three-point range and a perfect 6-of-6 from the free throw line...On 11/24 vs. Radford, posted a double-double, scoring 15 points and hauling in 13 rebounds in 36 minutes of action...On 1/24 vs. Florida State, scored 28 points on 11-of-18 (.611) from the floor, including 4-of-10 (.400) from behind the arc...On 3/4 vs. Miami (FL), scored 27 points converting 9-of-18 (.500) from the floor, including a season-high 6-of-11 (.545) from three-point distance...Senior (Jacksonville State: 2024-25): Started all 36 games, averaging a career-high 21.6 points, 5.5 rebounds, 3.8 assists and 0.7 steals in 37.6 minutes per game... Shot .424 from the field, .382 from three-point range and .810 from the free throw line...Named Conference USA Player of the Year after leading the conference in scoring and ranking fourth nationally... Earned NABC All-District First Team, Conference USA First Team and Conference USA All-Tournament Team honors...Named Oscar Robertson National Player of the Week, Lute Olson National Player of the Week and Lou Henson National Player of the Week following his performance during the week of Nov. 18...Selected Conference USA Player of the Week twice...Scored in double figures in 35 of 36 games, including 23 games with at least 20 points...Recorded four double-doubles and three double-digit rebounding games... On 2/6 vs. Middle Tennessee, scored a career-high 36 points on 13-of-24 (.542) shooting from the field, including 10-of-16 (.625) from three-point range...On 12/2 vs. Columbia International, recorded 30 points, 10 rebounds, five assists, two steals and one block in 29 minutes while shooting 6-of-9 (.667) from three-point range and a perfect 12-of-12 from the free throw line. ... Redshirt (Wichita State: 2023-24): Sat out the season as a redshirt. Junior (Wichita State: 2022-23): Appeared in 31 games (22 starts), averaging 10.6 points, 3.0 rebounds and 1.2 assists...Led the Shockers with 50 made three-pointers...Scored in double figures 14 times and led the team in scoring six times...On 2/26 scored a season-high 28 points at Tulane in his hometown of New Orleans. Sophomore (Southern Miss: 2021-22): Appeared in 27 games (15 starts), averaging 9.9 points, 3.1 rebounds and 1.4 assists in 27.5 minutes per game... Made 2.2 three-pointers per game while shooting 33.3 percent from beyond the arc...Scored in double figures 13 times...On 1/29 posted a season-high 29 points against Rice, knocking down seven three-pointers. Freshman (Southern Miss: 2020-21): Appeared in 24 games (16 starts), averaging 8.8 points, 3.5 rebounds, 1.5 assists and 1.1 steals in 24.5 minutes per game...Named to the Conference USA All-Freshman Team, becoming Southern Miss' first All-Freshman selection since 2011...Earned Conference USA Freshman of the Week honors three times... Recorded two double-doubles...On 12/2 vs. South Alabama, posted 25 points and 10 rebounds...On 1/15 vs. Middle Tennessee, recorded 24 points and 10 rebounds...Scored in double figures eight times.

High School: Attended St. Augustine High School in New Orleans, La....Three-star prospect ranked No. 4 in Louisiana and No. 240 nationally by MaxPreps...Named Class 5A First Team All-State as a senior after averaging 27.0 points, 7.0 rebounds, 4.0 assists and 2.0 steals per game...Helped lead St. Augustine to a 31-2 record and a Division I state championship game appearance...Made a career-high nine three-pointers in a victory over Thibodaux during his senior season...Also competed in cross country.

Personal: Born July of 2002...mother is Lorraine Thomas...has three siblings: Calvin Taylor, Jahan Pierre and Niela Kiesley.



#13

JULIAN REESE

FORWARD

EXPERIENCE	1
HEIGHT/WEIGHT	6' 9" / 230
BIRTHDATE	JUNE 30, 2003
BIRTHPLACE	BALTIMORE, MD
COLLEGE	MARYLAND
HIGH SCHOOL	ST. FRANCES ACADEMY (Baltimore, MD)

CAREER HIGHS

PTS	26	@UTA 3/25/26
FGM	12	@UTA 3/25/26
FGA	16	(Twice)
3FGM	—	
3FGA	—	
FTM	8	UTA 3/5/26
FTA	8	UTA 3/5/26
OREB	10	UTA 3/5/26
DREB	12	@UTA 3/25/26
TREB	20	UTA 3/5/26
ASTS	4	(Twice)
STLS	3	(4 Times)
BLKS	2	(3 Times)
MINS	42	(3 Times)

PLAYERS | 13 JULIAN REESE

TWO-WAY PLAYER

Transactions: Went undrafted in the 2025 NBA Draft...Participated with the Los Angeles Lakers in the 2025 NBA Summer League... Signed by Toronto on 10/17/25 and waived later that day...Signed by Washington to a two-way contract on 2/28/26...Acquired by Denver from Washington as part of a five-team trade on 8/20/26...Waived by Denver on 8/28/26.

2025-26 (Washington): Appeared in 13 games (10 starts) for Washington, averaging 11.8 points, 10.5 rebounds, 1.8 assists, 1.4 steals and 0.6 blocks in 30.9 minutes per game while shooting .529 from the floor and .636 from the free throw line...Recorded five double-doubles...Reese tallied four 15+ point, 15+ rebounds efforts over his first 13 career games. This ranks as the fourth most among NBA rookies since at least the ABA-NBA merger in 1976-77 (D. Mutombo, S. O'Neal, D. Robinson)...On 3/2 vs. HOU, made his NBA debut and first career start, finishing with two points, four rebounds and three steals in 28 minutes of play...On 3/5 vs. UTA, recorded his first career double-double with 18 points and a career-high 20 rebounds...Became the first Washington player since Antawn Jamison in 2010 to record at least 10 offensive and 10 defensive rebounds in the same game...On 3/25 at UTA, scored a career-high 26 points on 12-of-16 (.750) shooting and grabbed 17 rebounds, becoming only the second undrafted rookie in NBA history (since at least the NBA/ABA merger in 1976-77) to record 25+ points and 15+ rebounds in a single game, joining Austin Reaves who did so in 2022...On 4/5 at BKN, posted 17 points, 16 rebounds and three steals in 44 minutes of action.

NBA G League (2025-26): Appeared in 41 total games (five starts) with Raptors 905 and the Capital City Go-Go, averaging 8.7 points, 7.4 rebounds, 1.2 assists, 0.6 steals and 1.0 blocks in 18.3 minutes per contest...Shot .614 from the floor and .658 from the free throw line...Appeared in 38 games (two starts) for Raptors 905, averaging 7.9 points, 7.2 rebounds, 1.1 assists, 0.6 steals and 0.9 blocks in 17.2 minutes per game while shooting .631 from the field...Appeared in three games (all starts) for Capital City, averaging 17.7 points, 9.7 rebounds, 3.0 assists and 1.3 blocks in 31.4 minutes per contest while shooting .537 from the floor.

Summer League (Los Angeles Lakers: 2025): Appeared in two games for the Los Angeles Lakers at NBA Summer League, averaging 4.0 points, 3.0 rebounds and 1.0 assist in 12.8 minutes per contest... Shot .500 from the floor and .571 from the free throw line.

College (Maryland: 2021-25): Appeared in 134 games (102 starts) over four seasons at Maryland, averaging 11.1 points, 7.6 rebounds, 1.0 assist, 0.8 steals and 1.3 blocks in 26.4 minutes per game while shooting .557 from the floor...Finished his career ranked second in Maryland history with 1,014 rebounds and eighth with 179 blocked shots...Earned All-Big Ten Honorable Mention recognition in each of his final three seasons...Helped Maryland make three NCAA Tournament appearances, including a trip to the Sweet 16 in 2025. (2024-25): Started all 36 games as a senior, averaging 13.3 points, 9.0 rebounds, 1.3 assists, 1.1 steals and 1.5 blocks in 28.5 minutes per game while shooting .555 from the field...Earned All-Big Ten Honorable Mention and NABC First Team All-District honors... Recorded 15 double-doubles...On 1/23 at Illinois, scored a collegiate career-high 27 points and grabbed a career-high 17 rebounds in a win over the 17th-ranked Fighting Illini. (2023-24): Started all 32 games as a junior, averaging 13.7 points, 9.5 rebounds, 1.3 assists, 1.0 steal and 1.9 blocks in 31.9 minutes per game while shooting .546 from the field...Earned All-Big Ten Honorable Mention recognition and recorded 14 double-doubles. (2022-23): Appeared in 34 games (33 starts) as a sophomore, averaging 11.4 points, 7.2 rebounds, 1.0 assist and 1.2 blocks in 27.0 minutes per game...Earned All-Big Ten Honorable Mention recognition...Shot .632 from the floor, the third-highest single-season field goal percentage in Maryland history. (2021-22): Appeared in 32 games (one start) as a freshman, averaging 5.7 points, 4.4 rebounds and 0.7 blocks in 17.7 minutes per game...Ranked second on the team with 23 blocked shots and scored in double figures seven times.

High School: Attended St. Frances Academy in Baltimore, Md.... Rated as a consensus four-star recruit...Ranked as the No. 44 overall prospect, No. 10 player at his position and top-ranked prospect in Maryland by 247Sports...Ranked No. 49 nationally and No. 15 at his position by ESPN...Helped St. Frances finish 38-4 and win the Baltimore Catholic League championship as a junior...Averaged 10.6 points, 6.7 rebounds and 3.5 blocks per game during his junior season...Named Baltimore Catholic League Defensive Player of the Year and received All-BCL Honorable Mention recognition...Helped the Panthers finish 15-1 and advance to the Baltimore Catholic League championship game during a shortened senior season.

Personal: Son of Angel Webb Reese and Michael Reese...Nicknamed "JuJu"...Younger brother of WNBA forward Angel Reese...His mother played collegiately at UMBC, where she was inducted into the Athletics Hall of Fame and had her No. 10 jersey retired...His father played collegiately at Boston College and Loyola Maryland before playing professionally overseas...Majored in human development at Maryland.

NBA REGULAR SEASON STATS

SEASON	TM	G	GS	MP	FG	FGA	FG%	3P	3PA	3P%	FT	FTA	FT%	ORB	DRB	TRB	AST	STL	BLK	TOV	PF	PTS	PPG	RPG	APG
2025-26	WAS	13	10	402	63	119	.529	0	0	-	28	44	.636	55	82	137	24	18	8	32	42	154	11.8	10.5	1.8
CAREER		**13**	**10**	**402**	**63**	**119**	**.529**	**0**	**0**	**-**	**28**	**44**	**.636**	**55**	**82**	**137**	**24**	**18**	**8**	**32**	**42**	**154**	**11.8**	**10.5**	**1.8**

2025-26 SEASON



2025–26 SEASON

2025-26 ROSTER & STATS

Record: 26-56
West: 17-34
East: 9-22
Division: 7-9
Home: 17-24
Road: 9-32
Overtime: 0-1

Interim Head Coach: James Borrego, San Diego
Assistant Coaches: Jarron Collins, Stanford; Casey Hill, Trinity; Mike Hopkins, Syracuse; Aaron Miles, Kansas; Corey Brewer, Florida; Jodie Meeks, Kentucky; Greg Monroe, Georgetown
Director of Rehabilitation: Amy Atmore, Southern California
Head Athletic Trainer: Tom Maystadt, Iowa State

2025-26 Final Roster

No.	Player	Position	Height	Weight	Birthdate	Prior to NBA/Country	NBA Yrs
23	Trey Alexander*	G	6-4	187	5/2/2003	Creighton/USA	1
41	Saddiq Bey	F	6-7	215	4/9/1999	Villanova/USA	4
4	Hunter Dickinson*	C	7-1	271	11/25/2000	Kansas/USA	0
0	Jeremiah Fears	G	6-4	183	10/14/2006	Oklahoma/USA	0
24	Jordan Hawkins	G	6-5	185	4/29/2002	Connecticut/USA	2
2	Herb Jones	G/F	6-7	212	10/6/1998	Alabama/USA	4
6	DeAndre Jordan	C	6-11	265	7/21/1988	Texas A&M/USA	17
55	Kevon Looney	C/F	6-9	249	2/6/1996	UCLA/USA	10
17	Karlo Matković	F/C	6-11	260	3/30/2001	Cedevita Olimpija/Croatia	1
11	Bryce McGowens	G	6-6	197	11/8/2002	Nebraska/USA	3
21	Yves Missi	C	6-11	236	5/14/2004	Baylor/Cameroon	1
25	Trey Murphy III	F	6-8	217	6/18/2000	Virginia/USA	4
5	Dejounte Murray	G	6-5	181	9/19/1996	Washington/USA	8
13	Josh Oduro*	F/C	6-9	240	8/14/2000	Providence/USA	0
14	Micah Peavy	F	6-7	225	7/16/2001	Georgetown/USA	0
3	Jordan Poole	G	6-4	200	6/19/1999	Michigan/USA	6
22	Derik Queen	F/C	6-10	248	12/27/2004	Maryland/USA	0
1	Zion Williamson	F	6-6	284	7/6/2000	Duke/USA	5

*Two-Way Player

2025-26 Final Statistics

Player	G	GS	MIN	FG	FGA	PCT	3FG	3FGA	PCT	FT	FTA	PCT	OFF	DEF	TOT	AST	PF	DQ	STL	TO	BLK	PTS	AVG
Murphy III	66	66	2341	494	1050	.470	214	565	.379	218	246	.886	63	314	377	250	138	0	99	120	24	1420	21.5
Williamson	62	55	1841	484	807	.600	1	4	.250	333	465	.716	125	228	353	199	141	0	60	126	34	1302	21.0
Bey	72	64	2246	436	967	.451	151	412	.367	248	295	.841	121	279	400	182	95	0	68	68	7	1271	17.7
Murray	14	14	389	88	182	.484	19	62	.306	39	45	.867	4	71	75	89	33	0	23	47	3	234	16.7
Fears	82	49	2112	437	1006	.434	101	306	.330	194	246	.789	60	240	300	279	151	0	97	178	30	1169	14.3
Poole	39	8	933	165	444	.372	96	288	.333	98	114	.860	9	68	77	119	89	0	22	69	15	524	13.4
Queen	81	48	2023	354	748	.473	23	88	.261	217	273	.795	136	436	572	298	215	1	84	190	74	948	11.7
Jones	56	56	1588	183	478	.383	80	259	.309	50	62	.806	47	143	190	155	177	3	88	73	27	496	8.9
Oduro	3	1	82	11	17	.647	0	2	.000	3	6	.500	11	12	23	4	14	1	0	2	0	25	8.3
McGowens	42	13	880	114	237	.48	138	93	.409	74	95	.779	12	76	88	62	88	0	27	17	8	340	8.1
Alvarado	41	0	896	117	280	.418	70	193	.363	20	24	.833	16	98	114	128	80	0	37	47	4	324	7.9
Missi	66	14	1297	160	294	.544	0	1	.000	5	102	.559	183	202	385	84	113	0	20	54	101	377	5.7
Matkovic	62	2	912	142	235	.604	38	90	.422	30	41	.732	72	157	229	50	105	0	25	34	54	352	5.7
Alexander	9	0	111	19	37	.514	6	12	.500	3	5	.600	1	10	11	9	13	0	6	3	2	47	5.2
Hawkins	51	1	692	94	257	.366	47	135	.348	23	27	.852	20	68	88	42	30	0	13	34	10	258	5.1
Jordan	12	7	199	21	32	.656	0	0	---	11	17	.647	26	50	76	11	16	0	4	9	10	53	4.4
Peavy	61	4	913	106	275	.385	2	108	.259	22	29	.759	46	71	117	61	96	2	43	20	9	262	4.3
Looney	21	8	308	25	60	.417	2	13	.154	7	10	.700	48	70	118	34	34	0	9	9	10	59	2.8
Dickinson	5	0	42	5	14	.357	0	4	.000	2	2	1.000	2	3	5	2	6	0	1	3	2	12	2.4
PELICANS	82	-	19805	3455	7420	.466	914	2635	.347	1649	2104	.784	1002	2596	3598	2058	1634	7	726	1163	424	9473	115.5
OPPONENTS	82	-	19805	3589	7519	.477	1164	3323	.350	1500	1939	.774	1040	2715	3755	2307	1659	10	656	1187	475	9842	120.0

2025–26 SEASON

2025-26 FINAL RESULTS

G	Date	H/A	OPP	W/L	Score	New Orleans High Scorer	New Orleans High Rebounds	New Orleans High Assists	Opponent High Scorer	Atten.
1	Oct 22	A	Memphis	L	122-128	Williamson-27	Jones/Williamson-9	Williamson-5	Morant-35	17,794
2	Oct 24	H	San Antonio	L	116-120(OT)	Williamson-27	Two Players-10	Williamson-7	Wembanyama-29	18,363
3	Oct 27	H	Boston	L	90-122	Poole-22	Missi-7	Murphy II-5	Simons-25	16,787
4	Oct 29	A	Denver	L	88-122	Fears-21	Queen-8	Fears-6	Jokic-21	19,533
5	Oct 31	A	L.A. Clippers	L	124-126	Poole-30	Missi-9	Fears-8	Leonard-34	16,083
6	Nov 2	A	Oklahoma City	L	106-137	Williamson-20	Williamson-9	Williamson-6	Gilgeous-Alex-30	18,203
7	Nov 4	H	Charlotte	W	116-112	Murphy III-21	Queen-8	Queen-7	Bridges-22	15,555
8	Nov 5	A	Dallas	W	101- 99	Bey-22	Bey/Murphy III-9	Murphy III-5	Flagg-20	18,925
9	Nov 8	A	San Antonio	L	119-126	Murphy III-41	Murphy III-9	Queen-8	Fox-24	18,611
10	Nov 10	A	Phoenix	L	98-121	Murphy III-21	Murphy III-10	Three Players-4	Allen-42	17,071
11	Nov 12	H	Portland	L	117-125	Queen-26	Queen-7	Bey/Murphy III-5	Sharpe-35	15,896
12	Nov 14	H	L.A. Lakers	L	104-118	Murphy II-35	Queen-10	Bey-7	Reaves-31	18,102
13	Nov 16	H	Golden State	L	106-124	Murphy III-20	Murphy III-8	Queen-6	Moody-32	18,373
14	Nov 17	H	Oklahoma City	L	109-126	Fears-24	Queen-8	Hawkins-6	Holmgren-26	13,757
15	Nov 19	H	Denver	L	118-125	Queen-30	Queen-9	Williamson-5	Watson-32	16,484
16	Nov 21	A	Dallas	L	115-118	Murphy III-25	Jones-9	Queen-11	Flagg-29	18,506
17	Nov 22	H	Atlanta	L	98-115	Queen-20	Bey-11	Bey-5	Porzingis-30	18,397
18	Nov 24	H	Chicago	W	143-130	Williamson-29	Missi-14	Alvarado-8	Dosunmu-28	16,690
19	Nov 26	H	Memphis	L	128-133(OT)	Alvarado-24	Bey-10	Queen-9	Jackson Jr.-27	17,333
20	Nov 29	A	Golden State	L	96-104	Williamson-25	Missi-10	Two Players-4	Butler-24	18,064
21	Nov 30	A	L.A. Lakers	L	121-133	McGowens-23	Bey-11	McGowens-5	Doncic-34	18,824
22	Dec 2	H	Minnesota	L	142-149(OT)	Murphy III-33	Murphy III-15	Queen-6	Edwards-44	12,770
23	Dec 4	H	Minnesota	L	116-125	Murphy III-21	Fears/Murphy III-7	Murphy III-8	Randle-28	16,459
24	Dec 6	A	Brooklyn	L	101-119	Murphy III-23	Queen-9	Alvarado-6	Porter Jr.-35	17,055
25	Dec 8	H	San Antonio	L	132-135	Queen-33	Queen-10	Queen-10	Barnes-24	15,783
26	Dec 11	H	Portland	W	143-120	Murphy III-24	Bey/Missi-8	Alvarado-9	Sharpe-21	13,448
27	Dec 14	A	Chicago	W	114-104	Fears/Murphy III-20	Murphy III-10	Queen-5	White-20	18,372
28	Dec 18	H	Houston	W	133-128(OT)	Bey-29	Queen-12	Alvarado-6	Durant-32	16,766
29	Dec 20	H	Indiana	W	128-109	Williamson-29	Queen-10	Poole-6	Siakam-22	16,434
30	Dec 22	H	Dallas	W	119-113	Williamson-24	Queen-10	Queen-6	Davis-35	16,978
31	Dec 23	A	Cleveland	L	118-141	Williamson-26	McGowens/Queen-7	Three Players-5	Mitchell-27	19,432
32	Dec 26	H	Phoenix	L	108-115	Williamson-20	Williamson-8	Poole/Williamson-6	Booker-30	16,643
33	Dec 27	H	Phoenix	L	114-123	Murphy III-24	Queen-11	Three Players-3	Booker-20	16,914
34	Dec 29	H	New York	L	125-130	Williamson-32	Looney/Queen-9	Bey-6	Brunson-28	17,041
35	Dec 31	A	Chicago	L	118-134	Williamson-31	Looney-10	Murphy III-5	Okoro-24	20,527
36	Jan 2	H	Portland	L	109-122	Williamson-35	Looney-12	Poole-6	Avdija-34	16,812
37	Jan 4	A	Miami	L	106-125	Murphy III-27	Murphy III-8	Poole-8	Powell-34	19,600
38	Jan 6	H	L.A. Lakers	L	103-111	Murphy III-42	Queen-13	Queen-8	Doncic/James-30	18,227
39	Jan 7	A	Atlanta	L	100-117	Williamson-22	Queen-10	Peavy/Williamson-6	Risacher-25	15,993
40	Jan 9	A	Washington	W	128-107	Murphy III-35	Queen-16	Queen-12	George/ Vukcevic-15	16,563
41	Jan 11	A	Orlando	L	118-128	Williamson-22	Murphy III-7	Murphy III/Queen-6	Bane-27	19,059
42	Jan 13	H	Denver	L	116-122	Murphy III-31	Queen-13	Queen-5	Murray-35	17,309
43	Jan 14	H	Brooklyn	W	116-113	Murphy III-34	Missi-12	Murphy III-5	Porter Jr.-20	16,201
44	Jan 16	A	Indiana	L	119-127	Williamson-27	Queen-12	Williamson-7	Huff-29	16,753
45	Jan 18	A	Houston	L	110-119	Murphy III-21	Missi/Williamson-6	Queen-5	Smith Jr.-32	18,055
46	Jan 21	H	Detroit	L	104-112	Bey-20	Looney/Peavy-7	Queen-8	Duren-20	15,502
47	Jan 23	A	Memphis	W	133-127	Bey-36	Williamson-11	Jones/Queen-5	Jackson Jr.-26	14,174
48	Jan 25	A	San Antonio	W	104- 95	Bey/Williamson-24	Missi-14	Murphy III-9	Wembanyama-16	18,363
49	Jan 27	A	Oklahoma City	L	95-104	Williamson-21	Bey-13	Three Players-5	Gilgeous-Alex-29	18,203
50	Jan 30	H	Memphis	W	114-106	Bey/Queen-22	Queen-9	Queen-7	Jackson Jr./Spencer-16	16,446
51	Jan 31	A	Philadelphia	L	114-124	Bey-34	Murphy III-9	Jones-5	Embiid-40	20,096
52	Feb 2	A	Charlotte	L	95-102	Murphy III-27	Williamson-11	Bey-5	Ball-24	17,263
53	Feb 4	A	Milwaukee	L	137-141(OT)	Murphy III-44	Missi-7	Williamson-8	Rollins-27	14,343
54	Feb 6	A	Minnesota	W	119-115	Bey-30	Bey-9	Three Players-5	Edwards-35	18,978
55	Feb 9	H	Sacramento	W	120- 94	Murphy III-21	Matkovic-9	Murphy III-7	Raynaud-21	16,633
56	Feb 11	H	Miami	L	111-123	Williamson-25	Fears-10	Fears-8	Adebayo-27	16,444
57	Feb 20	H	Milwaukee	L	118-139	Williamson-32	Queen-9	Fears-5	Rollins/Thomas-27	15,714
58	Feb 21	H	Philadelphia	W	126-111	Poole-23	Jordan-15	Williamson-8	Maxey-27	16,426
59	Feb 24	H	Golden State	W	113-109	Williamson-26	Jordan/Matkovic-8	Fears-5	Melton-28	16,481
60	Feb 26	A	Utah	W	129-118	Bey-42	Jordan/Queen-7	Murray-9	Bailey-23	18,186
61	Feb 28	A	Utah	W	115-105	Bey-24	Fears-11	Jones-7	Collier-21	18,186

2025-26 FINAL RESULTS CONT.

G	Date	H/A	OPP	W/L	Score	New Orleans High Scorer	New Orleans High Rebounds	New Orleans High Assists	Opponent High Scorer	Atten.
62	Mar 1	A	L.A. Clippers	L	117-137	Fears-28	Missi-8	Murray-5	Leonard-23	17,003
63	Mar 3	A	L.A. Lakers	L	101-110	Williamson-24	Murphy III/Murray-8	Murray-8	Doncic-27	18,248
64	Mar 5	A	Sacramento	W	133-123	Williamson-23	Three Players-9	Fears-6	Achiuwa-29	15,350
65	Mar 6	A	Phoenix	L	116-118	Murphy III-22	Williamson-10	Murray-5	Booker-32	17,071
66	Mar 8	H	Washington	W	138-118	Murphy III-24	Bey-10	Fears-7	Johnson-20	16,698
67	Mar 11	H	Toronto	W	122-111	Murphy III-28	Missi-10	Murray-6	Quickley-25	16,568
68	Mar 13	A	Houston	L	105-107	Murray-35	Jones-9	Murphy III-7	Durant-32	18,055
69	Mar 16	H	Dallas	W	129-111	Williamson-27	Matkovic/Missi-10	Murphy III-7	Marshall-32	16,787
70	Mar 18	H	L.A. Clippers	W	124-109	Bey-25	Matkovic-8	Murray-11	Leonard-25	16,546
71	Mar 19	H	L.A. Clippers	W	105- 99	Murphy III-27	Missi-11	Bey-6	Jones Jr.-22	15,395
72	Mar 21	H	Cleveland	L	106-111	Williamson-25	Missi-10	Murray-9	Mitchell-27	16,987
73	Mar 24	A	New York	L	116-121	Williamson-22	Murphy III-6	Murray-12	Brunson-32	19,812
74	Mar 26	A	Detroit	L	108-129	Williamson-21	Queen-11	Fears-6	Duren-30	18,940
75	Mar 27	A	Toronto	L	106-119	Williamson-22	Queen-8	Poole-6	Barnes-23	19,027
76	Mar 29	H	Houston	L	102-134	Murray-19	Bey-7	Murray-6	Sengun-36	16,758
77	Apr 2	A	Portland	L	106-118	Fears-21	Murphy III/Murray-8	Queen-7	Holiday-27	16,877
78	Apr 3	A	Sacramento	L	113-117	Fears-28	Fears-8	Fears-6	Raynaud-28	15,422
79	Apr 5	H	Orlando	L	108-112	Bey-32	Missi-13	Fears-7	Bane-27	16,629
80	Apr 7	H	Utah	W	156-137	Fears-40	Looney-12	Queen-7	Chandler-31	15,971
81	Apr 10	A	Boston	L	118-144	Fears-36	Oduro-12	Fears-6	Hauser-24	19,156
82	Apr 12	A	Minnesota	L	126-132	Fears-36	Queen-22	Fears-5	Shannon Jr.-26	18,978

* overtime

2025–26 SEASON

NEW ORLEANS - TEAM HIGHS & LOWS

	Highs			Lows		
Total Points	156*	vs. Utah	7-Apr	88	at Denver	29-Oct
Field Goals Made	61*	vs. Utah	7-Apr	28	vs. Boston	27-Oct
Field Goals Att.	112	vs. Portland	11-Dec	78	vs. LA Clippers	19-Mar
Field Goal %	.580	vs. San Antonio	8-Dec	.333	vs. Boston	27-Oct
3-Pt. Field Goals Made	24	at Milwaukee^	4-Feb	4	vs. Milwaukee	20-Feb
3-Pt. Field Goals Att.	46	at Milwaukee^	4-Feb	21		Twice
Free Throws Made	37	vs. Washington	8-Mar	6	at Miami	4-Jan
Free Throws Att.	47	vs. Washington	8-Mar	8	at Miami	4-Jan
Free Throw %	.952	vs. LA Clippers	18-Mar	.458	at Detroit	26-Mar
Offensive Rebounds	21		Twice	4	vs. San Antonio	8-Dec
Defensive Rebounds	46	at Utah	28-Feb	20	vs. Portland	12-Nov
Total Rebounds	58		Twice	26	at Orlando	11-Jan
Assists	37	at Utah	26-Feb	16		Twice
Steals	15		3 Times	3	at San Antonio	25-Jan
Turnovers	26	at Miami	4-Jan	7	at New York	24-Mar
Blocked Shots	12	vs. Dallas	16-Mar	0	vs. Boston	27-Oct
Bench Points	66		Twice	15	at Minnesota	6-Feb
1st Quarter Points	44	vs. Indiana	20-Dec	14	at Oklahoma City	27-Jan
2nd Quarter Points	43	vs. Minnesota^	2-Dec	15	vs. Golden State	24-Feb
3rd Quarter Points	50*	vs. Utah	7-Apr	11	at Denver	29-Oct
4th Quarter Points	45#	vs. Utah	7-Apr	12	vs. Boston	27-Oct
1st Half Points	78	at Utah	26-Feb	38	at Golden State	29-Nov
2nd Half Points	95*	vs. Utah	7-Apr	31	at Charlotte	2-Feb
2nd Half w/ OT Points	88	vs. Houston^	18-Dec	58	vs. San Antonio^	24-Oct
Overtime Period Points	14	vs. Houston^	18-Dec	6	vs. Memphis^	26-Nov

Denotes - *Franchise Record #Ties Franchise Record ^Overtime Game

OPPONENTS - TEAM HIGHS & LOWS

	Highs			Lows		
Total Points	149	vs. Minnesota^	2-Dec	94	vs. Sacramento	9-Feb
Field Goals Made	56		Twice	32	at San Antonio	25-Jan
Field Goals Att.	107	vs. Houston^	18-Dec	76	vs. LA Clippers	19-Mar
Field Goal %	.609	at Milwaukee^	4-Feb	.344	at Utah	28-Feb
3-Pt. Field Goals Made	29*	at Boston	10-Apr	4	vs. Sacramento	9-Feb
3-Pt. Field Goals Att.	59	at Boston	10-Apr	24	at Orlando	11-Jan
Free Throws Made	35	at Memphis	22-Oct	7	vs. Brooklyn	14-Jan
Free Throws Att.	43		Twice	10	at Milwaukee^	4-Feb
Free Throw %	.947	vs. New York	29-Dec	.524	vs. Dallas	22-Dec
Offensive Rebounds	25	vs. Houston^	18-Dec	4	vs. Chicago	24-Nov
Defensive Rebounds	46	at Charlotte	2-Feb	22		Twice
Total Rebounds	59		4 Times	32	vs. Denver	13-Jan
Assists	40		Twice	16	at Charlotte	2-Feb
Steals	19	at Miami	4-Jan	2		Twice
Turnovers	22	at L.A. Lakers	3-Mar	7		5 Times
Blocked Shots	13		Twice	1		Twice
Bench Points	75	at Boston	10-Apr	15	vs. L.A. Lakers	6-Jan
1st Quarter Points	49#	vs. Oklahoma City	17-Nov	17		Twice
2nd Quarter Points	42		Twice	17	vs. Golden State	16-Nov
3rd Quarter Points	42	vs. Minnesota^	2-Dec	15	vs. Memphis	30-Jan
4th Quarter Points	41	vs. Utah	7-Apr	15	vs. LA Clippers	19-Mar
1st Half Points	82	at Boston	10-Apr	39	vs. Golden State	24-Feb
2nd Half Points	72		3 Times	44	vs. Detroit	21-Jan
2nd Half w/ OT Points	91	vs. Minnesota^	2-Dec	61	vs. Houston^	18-Dec
Overtime Period Points	20	vs. Minnesota^	2-Dec	9	vs. Houston^	18-Dec

Denotes - *Franchise Record #Ties Franchise Record ^Overtime Game

NEW ORLEANS - INDIVIDUAL HIGHS

Total Points	44	Trey Murphy III	at MIL^	4-Feb
Points in a Half	29	Derik Queen (2nd)	vs. SAS	8-Dec
Points in a Quarter	23	Saddiq Bey (1st)	vs. NYK	29-Dec
Bench Points	30	Jordan Poole	at LAC	31-Oct
Minutes	45:50	Trey Murphy III	vs. SAS^	24-Oct
Field Goals Made	17	Jeremiah Fears	vs. UTA	7-Apr
Field Goals Attempted	29	Jeremiah Fears	Twice	
3-Point Field Goals Made	12*	Trey Murphy III	at MIL^	4-Feb
3-Point Field Goals Attempted	19	Trey Murphy III	at MIL^	4-Feb
Free Throws Made	13	Zion Williamson	vs. CHI	24-Nov
Free Throws Attempted	16	Zion Williamson	Twice	
Offensive Rebounds	10	Yves Missi	vs. CHI	24-Nov
Defensive Rebounds	15	Derik Queen	at MIN	12-Apr
Total Rebounds	22	Derik Queen	at MIN	12-Apr
Assists	12	Derik Queen/Dejounte Murray	Twice	
Steals	8	Herb Jones	vs. HOU^	18-Dec
Turnovers	7	Derik Queen	vs. UTA	7-Apr
Blocked Shots	5	Derik Queen/Yves Missi	Twice	

Denotes - # Ties Franchise Record * Franchise Record ^Overtime Game

OPPONENTS - INDIVIDUAL HIGHS

Total Points	44	Anthony Edwards	vs. MIN^	2-Dec
Points in a Half	30 (34+OT)	Anthony Edwards (2nd)	vs. MIN^	2-Dec
Points in a Quarter	21	Moses Moody (1st)	vs. GSW	16-Nov
Bench Points	27	Cam Thomas	vs. MIL	20-Feb
Minutes	48:00	Bez Mbeng	vs. UTA	7-Apr
Field Goals Made	16	Anthony Edwards^/Anthony Davis	Twice	
Field Goals Attempted	30	Anthony Edwards	vs. MIN^	2-Dec
3-Point Field Goals Made	10	Grayson Allen	at PHX	10-Nov
3-Point Field Goals Attempted	15	G. Allen/D. DiVincenzo/Jrue Holiday	3 Times	
Free Throws Made	14	Terrence Shannon Jr.	at MIN	12-Apr
Free Throws Attempted	18	Terrence Shannon Jr.	at MIN	12-Apr
Offensive Rebounds	9	L. Kornett/D. Clingan	Twice	
Defensive Rebounds	18	Victor Wembanyama	at SAS	8-Nov
Total Rebounds	19	Maxime Raynaud	vs. SAC	9-Feb
Assists	17	Vince Williams Jr.	vs. MEM^	26-Nov
Steals	6	Kawhi Leonard/Jaren Jackson Jr.	Twice	
Turnovers	10	Stephon Castle	vs. SAS^	24-Oct
Blocked Shots	9	Victor Wembanyama	vs. SAS^	24-Oct

Denotes - # Ties Franchise Record * Franchise Record ^Overtime Game

2025–26 SEASON

NEW ORLEANS - TOP TEAM PERFORMANCES

Points

156	vs. Utah	7-Apr-26
143	vs. Portland	11-Dec-25
	vs. Chicago	24-Nov-25
142	vs. Minnesota	2-Dec-25
138	vs. Washington	8-Mar-26

Rebounds

58	at Utah	28-Feb-26
	at San Antonio	25-Jan-26
57	vs. Dallas	16-Mar-26
	vs. Portland	11-Dec-25
56	at Dallas	5-Nov-25

FG Percentage

.580	vs. San Antonio	8-Dec-25
.575	vs. Utah	7-Apr-26
	at Orlando	11-Jan-26
.549	vs. Minnesota	2-Dec-25
.540	vs. Milwaukee	20-Feb-26
	vs. Sacramento	9-Feb-26

Assists

37	at Utah	26-Feb-26
36	vs. Portland	11-Dec-25
35	vs. San Antonio	8-Dec-25
34	vs. Memphis	26-Nov-25
33	at New York	24-Mar-26

Steals

15	vs. Utah	7-Apr-26
	vs. Houston	18-Dec-25
	at Dallas	21-Nov-25
14	at Memphis	23-Jan-26
13		6 Times

FT Percentage

.952	vs. LA Clippers	18-Mar-26
.905	at Sacarmento	3-Apr-26
.900	vs. Memphis	26-Nov-25
.897	at LA Clippers	31-Oct-25
.895	at LA Lakers	3-Mar-26

NEW ORLEANS - TOP INDIVIDUAL PERFORMANCES

Points

44	Trey Murphy III	at Milwaukee	4-Feb-26
42	Saddiq Bey	at Utah	26-Feb-26
	Trey Murphy III	vs. L.A. Lakers	6-Jan-26
41	Trey Murphy III	at San Antonio	8-Nov-25
40	Jeremiah Fears	vs. Utah	7-Apr-26

Rebounds

22	Derik Queen	at Minnesota	12-Apr-26
16	Derik Queen	at Washington	9-Jan-26
15	DeAndre Jordan	vs. Philadelphia	21-Feb-26
	Trey Murphy III	vs. Minnesota	2-Dec-25

Assists

12	Dejounte Murray	at New York	24-Mar-26
	Derik Queen	at Washington	9-Jan-26
11	Dejounte Murray	LA Clippers	18-Mar-26
	Derik Queen	at Dallas	21-Nov-25
10	Derik Queen	vs. San Antonio	8-Dec-25
9			5 Times

OPPONENTS - TOP TEAM PERFORMANCES

Points

149	vs. Minnesota	2-Dec-25
144	at Boston	10-Apr-26
141	at Milwaukee	4-Feb-26
	at Cleveland	23-Dec-25
139	vs. Milwaukee	20-Feb-26

Rebounds

59	vs. Houston	29-Mar-26
	vs. Golden State	24-Feb-26
	at Charlotte	2-Feb-26
	vs. San Antonio	24-Oct-25
58	vs. Houston	18-Dec-25

FG Percentage

.609	at Milwaukee	4-Feb-26
.598	vs. Milwaukee	20-Feb-26
.578	vs. Portland	12-Nov-25
.565	at Detroit	26-Mar-26
.560	at Oklahoma City	2-Nov-25

Assists

40	at Cleveland	23-Dec-25
	at Denver	29-Oct-25
38	vs. Utah	7-Apr-26
	vs. Memphis	26-Nov-25
37	at Indiana	16-Jan-26

Steals

19	at Miami	4-Jan-26
14	at Utah	26-Feb-26
	vs. Golden State	16-Nov-25
13		3 Times

FT Percentage

.947	vs. New York	29-Dec-25
.941	vs. Portland	12-Nov-25
.933	vs. Memphis	30-Jan-26
.913	at Oklahoma City	27-Jan-26
.909	at New York	24-Mar-26

OPPONENTS- TOP INDIVIDUAL PERFORMANCES

Points

44	Anthony Edwards	vs. Minnesota	2-Dec-25
42	Grayson Allen	at Phoenix	10-Nov-25
40	Joel Embiid	at Philadelphia	31-Jan-26
36	Alperen Şengün	vs. Houston	29-Mar-26
35			6 times

Rebounds

19	Maxime Raynaud	vs. Sacramento	9-Feb-26
18	Victor Wembanyama	at San Antonio	8-Nov-25
17	Anthony Davis	vs. Dallas	22-Dec-25
16			4 Times

Assists

17	Vince Williams Jr.	vs. Memphis	26-Nov-25
14	James Harden	at LA Clippers	31-Oct-25
13	Stephon Castle	at San Antonio	8-Nov-25
12			6 times

BACK TO TABLE OF CONTENTS

2025–26 SEASON

DIVISION RECORDS

	Record	Home	Road	OT
OVERALL	**26-56**	**17-24**	**9-32**	**1-4**
Atlantic	3-7	3-2	0-5	0-0
Central	3-8	2-3	1-5	0-1
Southeast	3-7	2-3	1-4	0-0
EASTERN	**9-22**	**7-8**	**2-14**	**0-1**
Southwest	7-9	4-4	3-5	1-2
Northwest	5-12	2-7	3-5	0-1
Pacific	5-13	4-5	1-8	0-0
WESTERN	**17-34**	**10-16**	**7-18**	**1-3**

WIN/LOSS MARGINS

Margins	**1**	**2**	**3**	**4**	**5**	**6**	**7**	**8**	**9**	**10**	**11**	**12**	**13**	**14**	**15**
Won:	0	1	1	3	1	3	0	1	1	3	2	0	1	0	2
Lost:	0	3	2	4	4	3	5	5	5	2	0	3	2	1	0

Margins	**16**	**17**	**18**	**19**	**20**	**21**	**22**	**23**	**24**	**25**	**26**	**27**	**28**	**29**	**30**
Won:	0	0	1	2	1	1	0	1	0	0	1	0	0	0	0
Lost:	1	3	2	1	1	2	0	2	0	0	1	0	0	0	0

Margins	**31**	**32**	**33**	**34**	**35**	**36**	**37**	**38**	**39**	**40**	**41**	**42**	**43**	**44**	**45+**
Won:	0	0	0	0	0	0	0	0	0	0	0	0	0	0	0
Lost:	1	2	0	1	0	0	0	0	0	0	0	0	0	0	0

TEAM WINNING & LOSING STREAKS

	Overall	Home	Road
Longest Winning	5	7	3
Longest Losing	9	6	9

MONTHLY RECORD

	Won	Lost
Oct.	0	5
Nov.	3	13
Dec.	5	9
Jan.	5	11
Feb.	6	4
Mar.	6	9
Apr.	1	5

HOME ATTENDANCE

Games	41
Total	675,507
Average	16,475
High	18,397
Sellouts	5

TEAM RECORD WHEN...

Equal or outrebound opponent	7-44
Bench equals or outscores opponent bench	15-26
Lead at halftime	17-16
Tied at halftime	1-1
Trail at halftime	8-39
Lead or tied after third	21-15
Trail after third	5-41
Shoot equal or better than opponent	22-11
Outshot by opponent	4-45
Grab 50 or more rebounds	12-5
Grab 40 or more rebounds	23-42
Grab less than 40 rebounds	3-14
Shoot more free throws than opponent	15-31
Shoot equal or fewer free throws than opponent	11-25
Commit more turnovers than opponent	11-24
Commit equal or fewer turnovers	15-32

SCORING

	-100	100+	110+	120+
New Orleans	0-7	26-49	23-30	15-9
Opponents	4-0	22-56	15-52	6-36

SHOOTING

	-40%	40-49%	50-59%	60%+
New Orleans	0-5	12-43	14-8	0-0
Opponents	3-0	18-29	5-26	0-1

BACK-TO-BACK GAMES

1st	2nd	Won 2	Lost 2
6-9	4-11	2	7

Offense	Overall Games	Record	Home Games	Record	Road Games	Record
+100	65	20-45	32	13-19	33	7-26
<100 points:	7	0-7	9	1-8	8	0-8
Defense						
+100	77	16-61	37	10-27	40	6-34
<100 points:	5	5-0	4	4-0	1	1-0

SCORING BY QUARTER

	1st	2nd	1st Half	3rd	4th	2nd Half	OT	Total
New Orleans	2,365	2,381	4,746	2,376	2,300	4,676	51	9,473
Average	28.8	29.0	57.9	29.0	28.0	57.0	10.2	155.5
Opponents	2,541	2,424	4,965	2,406	2,405	4,811	66	9,842
Average	31.0	29.6	60.5	29.3	29.3	58.7	13.2	120.0

STARTERS/BENCH SCORING

	Points	Average	Percentage
Starters	6,413	78.2	67.7
Bench	3,060	37.3	32.3

STARTERS/BENCH SCORING HIGHS & LOWS

	High			Low		
Starters	118	vs. Utah	7-Apr-26	46	at Denver	29-Oct-25
Bench	66		Twice	15	at Minnesota	6-Feb-26

BACK TO TABLE OF CONTENTS

2025–26 SEASON

NEW ORLEANS - SEASON HIGHS

PLAYER	MINUTES	FIELD GOALS	FREE THROWS	– REBOUNDS – OFFENSIVE	DEFENSIVE	TOTAL	ASSISTS	STEALS	TURNOVERS	BLOCKS	POINTS
TREY ALEXANDER	32C APR. 12 at Minn.	7C APR. 12 at Minn.	2T APR. 7 vs Utah	1T APR. 12 at Minn.	2 (5) APR. 10 at Bos.	2 (5) APR. 10 at Bos.	3C NOV. 30 at LA-L	3C APR. 12 at Minn.	1 (3) APR. 12 at Minn.	1T(2) APR. 12 at Minn.	16C APR. 12 at Minn.
JOSE ALVARADO	32 NOV. 24 vs Chi.	9 NOV. 26 vs Mem.	4 NOV. 29 at G.S.	2 JAN. 27 at OKC.	7 (2) NOV. 24 vs Chi.	8 (2) NOV. 24 vs Chi.	9 DEC. 11 vs Port.	4 DEC. 6 at Bkn.	4 (2) DEC. 6 at Bkn.	1 (4) DEC. 14 at Chi.	24 NOV. 26 vs Mem.
SADDIQ BEY	39 FEB. 28 at Utah	14 FEB. 26 at Utah	11 JAN. 21 vs Det.	5 (3) MAR. 8 vs Wash.	9 (2) NOV. 30 at LA-L	13 (2) JAN. 27 at OKC.	7 (2) FEB. 26 at Utah	3 (5) MAR. 26 at Det.	4 (2) FEB. 28 at Utah	1 (7) MAR. 29 vs Hou.	42 FEB. 26 at Utah
HUNTER DICKINSON	21C APR. 12 at Minn.	3C APR. 12 at Minn.	2C APR. 7 vs Utah	2C APR. 12 at Minn.	2C APR. 12 at Minn.	4C APR. 12 at Minn.	2C APR. 12 at Minn.	1C APR. 12 at Minn.	2C OCT. 22 at Mem.	1C(2) APR. 5 vs Orl.	6C APR. 12 at Minn.
JEREMIAH FEARS	44C APR. 10 at Bos.	17C APR. 7 vs Utah	12C APR. 12 at Minn.	4C DEC. 27 vs Phoe.	10C FEB. 28 at Utah	11C FEB. 28 at Utah	8C(2) FEB. 11 vs Miami	7C NOV. 14 vs LA-L	6C JAN. 9 at Wash.	2C(5) APR. 2 at Port.	40C APR. 7 vs Utah
JORDAN HAWKINS	33 APR. 12 at Minn.	11T APR. 7 vs Utah	4 APR. 12 at Minn.	2 (4) APR. 7 vs Utah	4 (4) APR. 12 at Minn.	6 APR. 7 vs Utah	6C NOV. 17 vs OKC.	3T(2) APR. 7 vs Utah	4T APR. 10 at Bos.	3T JAN. 7 at Atl.	25 APR. 7 vs Utah
HERB JONES	38 DEC. 18 vs Hou.	7 (3) FEB. 28 at Utah	5 DEC. 8 vs S.A.	5 MAR. 13 at Hou.	7T(2) FEB. 28 at Utah	9 (3) MAR. 13 at Hou.	7 FEB. 28 at Utah	8C DEC. 18 vs Hou.	4 (4) APR. 2 at Port.	2 (5) MAR. 27 at Tor.	18 DEC. 18 vs Hou.
DEANDRE JORDAN	32 FEB. 21 vs Phil.	3 (3) MAR. 27 at Tor.	2 (4) MAR. 27 at Tor.	5 FEB. 21 vs Phil.	10 FEB. 21 vs Phil.	15 FEB. 21 vs Phil.	3 MAR. 26 at Det.	1 (4) MAR. 26 at Det.	2 (2) FEB. 26 at Utah	4 FEB. 21 vs Phil.	8 MAR. 27 at Tor.
KEVON LOONEY	29 APR. 7 vs Utah	4 NOV. 5 at Dall.	2 (3) APR. 7 vs Utah	8 JAN. 2 vs Port.	10 APR. 7 vs Utah	12 (2) APR. 7 vs Utah	6 APR. 7 vs Utah	2 APR. 7 vs Utah	2 NOV. 2 at OKC.	2 DEC. 29 vs N.Y.	8 NOV. 5 at Dall.
KARLO MATKOVIC	25 MAR. 5 at Sac.	7 JAN. 2 vs Port.	4C(2) MAR. 1 at LA-C	7C MAR. 5 at Sac.	8 (2) MAR. 16 vs Dall.	10 MAR. 16 vs Dall.	5C FEB. 28 at Utah	2T(5) MAR. 21 vs Clev.	2 (6) MAR. 27 at Tor.	4C FEB. 26 at Utah	16 JAN. 2 vs Port.
BRYCE MCGOWENS	37C JAN. 7 at Atl.	9C NOV. 30 at LA-L	7 FEB. 11 vs Miami	3C DEC. 23 at Clev.	7C(2) DEC. 11 vs Port.	7C(3) DEC. 23 at Clev.	5 (2) DEC. 4 vs Minn.	3 DEC. 23 at Clev.	2 (3) JAN. 7 at Atl.	2C MAR. 5 at Sac.	23C(2) DEC. 11 vs Port.
YVES MISSI	40 APR. 5 vs Orl.	8 APR. 5 vs Orl.	5 OCT. 27 vs Bos.	10C NOV. 24 vs Chi.	9 APR. 5 vs Orl.	14 (2) JAN. 25 at S.A.	5C MAR. 16 vs Dall.	2 (3) MAR. 5 at Sac.	4 MAR. 19 vs LA-C	5T MAR. 16 vs Dall.	18 APR. 5 vs Orl.
TREY MURPHY	46 OCT. 24 vs S.A.	15T(2) FEB. 4 at Milw.	12T JAN. 23 at Mem.	4 NOV. 10 at Phoe.	12C DEC. 2 vs Minn.	15C DEC. 2 vs Minn.	9 JAN. 25 at S.A.	5T NOV. 19 vs Den.	6C(2) NOV. 14 vs LA-L	2 (2) APR. 3 at Sac.	44C FEB. 4 at Milw.
DEJOUNTE MURRAY	31 MAR. 11 vs Tor.	14 MAR. 13 at Hou.	7 MAR. 8 vs Wash.	1 (4) APR. 2 at Port.	8 (2) MAR. 6 at Phoe.	8 (3) APR. 2 at Port.	12 MAR. 24 at N.Y.	4 FEB. 26 at Utah	6 (2) MAR. 18 vs LA-C	1 (3) MAR. 29 vs Hou.	35 MAR. 13 at Hou.
JOSH ODURO	31C APR. 12 at Minn.	5C APR. 10 at Bos.	2C APR. 10 at Bos.	6C APR. 10 at Bos.	6C APR. 10 at Bos.	12C APR. 10 at Bos.	2C APR. 12 at Minn.	0	1C(2) APR. 12 at Minn.	0	12C APR. 10 at Bos.
MICAH PEAVY	41C APR. 12 at Minn.	9C APR. 7 vs Utah	7C APR. 12 at Minn.	4C(2) JAN. 21 vs Det.	5C APR. 5 vs Orl.	7C JAN. 21 vs Det.	6C JAN. 7 at Atl.	4C(3) APR. 3 at Sac.	3C APR. 7 vs Utah	2C(2) APR. 12 at Minn.	21C APR. 12 at Minn.

2025–26 SEASON

PLAYER	MINUTES	FIELD GOALS	FREE THROWS	– REBOUNDS – OFFENSIVE	DEFENSIVE	TOTAL	ASSISTS	STEALS	TURNOVERS	BLOCKS	POINTS
JORDAN POOLE	41 OCT. 24 vs S.A.	12 APR. 7 vs Utah	10 DEC. 31 at Chi.	1 (9) APR. 10 at Bos.	5 (2) FEB. 24 vs G.S.	6 FEB. 24 vs G.S.	8 JAN. 4 at Miami	3 (3) JAN. 7 at Atl.	5 (2) APR. 10 at Bos.	2 (3) MAR. 16 vs Dall.	34 APR. 7 vs Utah
DERIK QUEEN	41C APR. 12 at Minn.	12C(2) NOV. 19 vs Den.	11C DEC. 8 vs S.A.	7C APR. 12 at Minn.	15C APR. 12 at Minn.	22C APR. 12 at Minn.	12C JAN. 9 at Wash.	5C APR. 3 at Sac.	7C APR. 7 vs Utah	5C DEC. 31 at Chi.	33C DEC. 8 vs S.A.
ZION WILLIAMSON	38 FEB. 4 at Milw.	15 JAN. 2 vs Port.	13 NOV. 24 vs Chi.	7 MAR. 6 at Phoe.	8 (3) MAR. 5 at Sac.	11 (3) FEB. 2 at Cha.	8 (2) FEB. 21 vs Phil.	5 OCT. 22 at Mem.	5 NOV. 26 vs Mem.	2 (7) MAR. 13 at Hou.	35 JAN. 2 vs Port.
PELICANS High Games	265 (5) FEB. 4 at Milw.	61C APR. 7 vs Utah	37 MAR. 8 vs Wash.	21 (2) FEB. 24 vs G.S.	46 FEB. 28 at Utah	58 (2) FEB. 28 at Utah	37 FEB. 26 at Utah	15 (3) APR. 7 vs Utah	26 JAN. 4 at Miami	12 MAR. 16 vs Dall.	156C APR. 7 vs Utah
PELICANS Low Games	240 APR. 12 at Minn.	28 OCT. 27 vs Bos.	6 JAN. 4 at Miami	4 DEC. 8 vs S.A.	20 NOV. 12 vs Port.	26 JAN. 11 at Orl.	16 (2) DEC. 27 vs Phoe.	3 JAN. 25 at S.A.	7 MAR. 24 at N.Y.	0	88 OCT. 29 at Den.
OPPONENTS High Games	265 (5) FEB. 4 at Milw.	56 (2) FEB. 4 at Milw.	35 OCT. 22 at Mem.	25C DEC. 18 vs Hou.	46 FEB. 2 at Cha.	59 (4) MAR. 29 vs Hou.	40 (2) DEC. 23 at Clev.	19 JAN. 4 at Miami	22 MAR. 3 at LA-L	13 (2) APR. 12 at Minn.	149 DEC. 2 vs Minn.
OPPONENTS Low Games	240 APR. 12 at Minn.	32 JAN. 25 at S.A.	7 JAN. 14 vs Bkn.	4 NOV. 24 vs Chi.	22 (2) MAR. 18 vs LA-C	32 JAN. 13 vs Den.	16 FEB. 2 at Cha.	2 (2) MAR. 8 vs Wash.	7 (5) MAR. 5 at Sac.	0	94 FEB. 9 vs Sac.

LEADERSHIP

	Leadership (ties)*			Points			Reb	Ast	Double-Doubles		
	Pts	Reb	Ast	10+	20+	30+	10+	10+	Pt/Ast	Pt/Reb	20/10
Trey Alexander				2							
Jose Alvarado	1		7	12	1						
Saddiq Bey	12	9	8	62	28	5	7			7	4
Hunter Dickinson											
Jeremiah Fears	9	4	13	59	17	3	3			3	1
Jordan Hawkins			1	7	2						
Herb Jones		3	6	25							
DeAndre Jordan		3					1				
Kevon Looney		3					3				
Karlo Matkovic		5		10			1			1	
Bryce McGowens	1	1	1	13	3						
Yves Missi		14		8			9			5	
Trey Murphy III	25	15	15	63	39	10	4			4	4
Dejounte Murray	2	2	9	12	2	1		2	1		
Josh Oduro		1		1			1			1	
Micah Peavy		1	1	8	2						
Jordan Poole	3	1	6	27	10	2					
Derik Queen	5	26	20	45	11	3	15	3	3	12	5
Zion Williamson	27	9	10	59	41	5	6			6	4

* leaderships include ties

2025–26 SEASON

GAMES MISSED

Player	G	Reason
Jose Alvarado	2	League Suspension
	9	Left Oblique; Strain
Saddiq Bey	1	Left Ankle; Sprain
	6	Right Hip Flexor; Strain
	2	Rest
Jordan Hawkins	1	Personal
	2	Illness
Herb Jones	1	Right Calf; Soreness /Low Back Spasms
	7	Right Calf; Strain
	14	Right Ankle; Sprain
	1	Right Ankle; Soreness
	2	Rest
Kevon Looney	5	Left Knee; Sprain
Karlo Matković	6	Low Back; Spasms
	8	Right Calf; Strain
	2	Low Back; Injury Management
Bryce McGowens	16	Right Small Toe; Fracture
Yves Missi	1	Right Ankle; Sprain
	3	Illness
	2	Right Foot/Ankle; Soreness
	1	Left Calf; Soreness
	4	Left Calf; Strain
	3	Right Hand; Sprain
Trey Murphy III	2	Right Elbow; Soreness
	1	Low Back; Soreness
	1	Low Back; Spasms
	5	Right Shoulder; Contusion
	7	Right Ankle; Sprain
Dejounte Murray	58	Right Achilles; Rupture
	2	Return to Competition Reconditioning
	1	Illness
	3	Right Achilles; Injury Management
	4	Left Hand; Contusion
Micah Peavy	4	Right Great Toe; Sprain
Jordan Poole	18	Left Quad; Strain
	1	Left Ankle; Soreness
Derik Queen	1	Left Quad; Contusion
Zion Williamson	1	Left Foot; Bone Contusion
	8	Left Hamstring; Strain
	2	Left Hamstring; Injury Management
	5	Right Adductor; Strain
	1	Right Ankle; Sprain
	2	Right Knee; Injury Management
Total Games Missed	**226**	
Injury/Illness Only	**223**	

TEAM HISTORY



TEAM HISTORY

FRANCHISE YEAR-BY-YEAR

		Regular Season				NBA Playoffs		
Season	Coach	W	L	Pct.	Conference Finish	W	L	Pct.
2002-03	Paul Silas	47	35	.573	5th/Eastern	2	4	.333
2003-04	Tim Floyd	41	41	.500	5th/Eastern	3	4	.429
2004-05	Byron Scott	18	64	.220	15th/Western	--	--	---
2005-06	Byron Scott	38	44	.463	10th/Western	--	--	---
2006-07	Byron Scott	39	43	.476	10th/Western	--	--	---
2007-08	Byron Scott	56	26	.683	2nd/Western	7	5	.583
2008-09	Byron Scott	49	33	.598	7th/Western	1	4	.200
2009-10	Byron Scott, 3-6							
	Jeff Bower, 34-39	37	45	.451	11th/Western	--	--	--
2010-11	Monty Williams	46	36	.561	7th/Western	2	4	.333
2011-12	Monty Williams	21	45	.318	15th/Western	--	--	--
2012-13	Monty Williams	27	55	.329	14th/Western	--	--	--
2013-14	Monty Williams	34	48	.415	12th/Western	--	--	--
2014-15	Monty Williams	45	37	.549	8th/Western	0	4	.000
2015-16	Alvin Gentry	30	52	.366	12th/Western	--	--	--
2016-17	Alvin Gentry	34	48	.415	10th/Western	--	--	--
2017-18	Alvin Gentry	48	34	.585	6th/Western	5	4	.556
2018-19	Alvin Gentry	33	49	.402	13th/Western	--	--	--
2019-20	Alvin Gentry	30	42	.417	13th/Western	--	--	--
2020-21	Stan Van Gundy	31	41	.431	11th/Western	--	--	--
2021-22	Willie Green	36	46	.439	8th/Western	2	4	.333
2022-23	Willie Green	42	40	.512	9th/Western	--	--	--
2023-24	Willie Green	49	33	.598	8th/Western	0	4	.000
2024-25	Willie Green	21	61	.256	9th/Western	--	--	--
2025-26	Willie Green, 2-10							
	James Borrego, 24-46	26	56	.317	11th/Western	--	--	--
Totals		**878**	**1,054**	**.454**		**22**	**37**	**.372**

FRANCHISE ALL-TIME HEAD COACHES

Name	Tenure	Games	Won	Lost	Pct.
Paul Silas	2002-03	82	47	35	.573
Tim Floyd	2003-04	82	41	41	.500
Byron Scott	2004-05 thru 2009-10	419	203	216	.484
Jeff Bower	2009-10	73	34	39	.466
Monty Williams	2010-11 thru 2014-15	394	173	221	.439
Alvin Gentry	2015-16 thru 2019-20	400	175	225	.438
Stan Van Gundy	2020-21	72	31	41	.431
Willie Green	2021-22 thru 2025-26	340	150	190	.441
James Borrego	2025-26	70	24	46	.343

FRANCHISE ALL-TIME BASKETBALL EXECUTIVES

Name	Title	Year
Bob Bass	Executive Vice President of Basketball Operations	2002-03
Bob Bass	Executive VP of Basketball Operations/General Manager	2003-04
Allan Bristow	General Manager	2004-05
Jeff Bower	General Manager	2005-10
Dell Demps	Sr. VP of Basketball Operations and General Manager	2010-19
David Griffin	Executive VP of Basketball Operations	2019-2025
Joe Dumars	Executive VP of Basketball Operations	2025-Present

FRANCHISE ALL-TIME ASSISTANT COACHES

Name	Tenure	Name	Tenure	Name	Tenure
Randy Ayers	2010-15	Gattison	2003-09	Robert Pack	2009-10, 2015-17
Bob Beyer	2020-21	Alvin Gentry	2003-04	Ryan Pannone	2022-23
James Borrego	2010-12, 2023-26	Dan Geriot	2024-25	Charlie Parker	2006-10
Jeff Bower	2003-04	Randy Gregory	2026-Present	Mike Penberthy	2017-19
Joe Boylan	2018-20	Dave Hanners	2011-15	Paul Pressey	2007-10
Bret Brielmaier	2026-Present	Kevin Hanson	2013-19	Michael Ruffin	2019-20
Corey Brewer	2024-26	Brian Hill	2002-03	God Shammgod	2026-Present
Will Bynum	2026-Present	Casey Hill	2020-26	Stephen Silas	2002-03
Jeff Bzdelik	2019-20	Mike Hopkins	2025-Present	Jan van Breda Kolff	2003-04
Jim Cleamons	2004-06	Darnell Lazare	2024-25	Elvis Valcarcel	2016-18
Jarron Collins	2021-26	Michael Malone	2010-11	Fred Vinson	2010-24
Bob Donewald Jr.	2002-03	Jamelle McMillan	2016-18, 2019-20	Darrell Walker	2004-08
Darren Erman	2015-19	Jodie Meeks	2024-26	Rex Walters	2020-21
Chris Finch	2017-20	Aaron Miles	2023-26	Teresa Weatherspoon	2020-23
Tim Floyd	2009-10	David Miller	2005-07	Phil Weber	2015-17
Ryan Frazier	2021-24	Greg Monroe	2025-Present	Rob Werdann	2009-10
Bryan Gates	2010-15	Dale Osbourne	2026-Present		

BACK TO TABLE OF CONTENTS

TEAM HISTORY

2024-25 ROSTER & STATS

Record: 21-61
West: 13-38
East: 8-23
Division: 3-13
Home: 14-27
Road: 7-34
Overtime: 0-1

Head Coach: Willie Green, Detroit Mercy
Associate Head Coach: James Borrego, San Diego
Assistant Coaches: Jarron Collins, Stanford; Dan Geriot, Richmond; Casey Hill, Trinity; Aaron Miles, Kansas; Darnell Lazare, LSU; Corey Brewer, Florida; Jodie Meeks, Kentucky
Director of Rehabilitation: Amy Atmore, Southern California
Director of Performance & Sports Science: Daniel Bove, Penn State
Head Athletic Trainer: Tom Maystadt, Iowa State

2024-25 Final Roster

No.	Player	Position	Height	Weight	Birthdate	Prior to NBA/Country	NBA Yrs
15	Jose Alvarado	G	6-0	174	04/12/1998	Georgia Tech/USA	4
11	Brandon Boston	G	6-6	188	11/28/01	Kentucky/USA	4
0	Keion Brooks Jr.*	F	6-7	210	8/7/2000	Washington/USA	1
00	Bruce Brown	G/F	6-4	198	8/15/1996	Miami/USA	7
8	Jamal Cain*	F	6-7	207	3/20/1999	Oakland/USA	3
24	Jordan Hawkins	G	6-5	185	4/29/2002	Connecticut/USA	2
2	Herb Jones	G/F	6-7	212	10/6/1998	Alabama/USA	4
35	Kylor Kelley	C	7-0	230	8/26/1997	Oregon State/USA	1
17	Karlo Matković	F/C	6-11	260	3/30/2001	Cedevita Olimpija/Croatia	1
3	CJ McCollum	G	6-3	202	9/19/1991	Lehigh/USA	12
21	Yves Missi	C	6-11	236	5/14/2004	Baylor/Cameroon	1
25	Trey Murphy III	F	6-8	217	6/18/2000	Virginia/USA	4
5	Dejounte Murray	G	6-5	181	9/19/1996	Washington/USA	8
13	Kelly Olynyk	F/C	7-0	245	4/19/1991	Gonzaga/Canada	12
4	Elfrid Payton	G	6-4	202	2/22/1994	Louisiana-Lafayette/USA	9
22	Lester Quiñones*	G	6-4	208	11/16/2000	Memphis/USA	3
12	Antonio Reeves	G	6-5	189	11/20/2000	Kentucky/USA	1
50	Jeremiah Robinson-Earl	F/C	6-9	234	11/3/2000	Villanova/USA	4
1	Zion Williamson	F	6-6	284	7/6/2000	Duke/USA	5

*Two-Way Player

2024-25 Final Statistics

Player	G	GS	MIN	FG	FGA	PCT	3FG	3FGA	PCT	FT	FTA	PCT	OFF	DEF	TOT	AST	PF	DQ	STL	TO	BLK	PTS	AVG
Williamson	30	30	857	288	508	.567	3	13	.231	158	241	.656	76	140	216	159	82	0	37	90	27	737	24.6
Ingram	18	18	595	155	333	.465	43	115	.374	47	55	.855	17	83	100	93	45	0	16	69	11	400	22.2
Murphy III	53	51	1854	381	839	.454	158	438	.361	204	230	.887	47	221	268	188	112	0	56	103	39	1124	21.2
McCollum	56	56	1832	444	1000	.444	171	459	.373	124	173	.717	42	170	212	227	124	1	46	106	24	1183	21.1
Murray	31	31	1012	194	494	.393	52	174	.299	102	124	.823	17	183	200	228	61	0	63	106	12	542	17.5
Hawkins	56	9	1321	207	556	.372	110	332	.331	80	98	.816	25	133	158	66	51	0	30	58	23	604	10.8
Boston Jr.	42	10	993	166	381	.436	49	140	.350	67	85	.788	28	106	134	92	73	0	53	52	9	448	10.7
Alvarado	56	23	1366	204	521	.392	111	309	.359	60	74	.811	27	109	136	259	91	0	74	86	14	579	10.3
Jones	20	20	648	75	172	.436	22	72	.306	33	40	.825	22	56	78	65	66	1	37	35	9	205	10.3
Brooks Jr.	14	6	332	53	109	.486	14	43	.326	22	30	.733	12	46	58	13	30	0	10	12	10	142	10.1
Missi	73	67	1956	269	492	.547	0	1	.000	127	204	.623	255	346	601	99	145	0	37	82	98	665	9.1
Olynyk (TOT)	44	22	891	134	268	.500	33	79	.418	83	108	.769	62	144	206	128	123	2	33	76	19	384	8.7
Olynyk (NO)	20	20	508	75	150	.500	14	36	.389	49	65	.754	37	80	117	72	64	2	17	41	11	213	10.7
Nowell	8	0	168	26	73	.356	8	27	.296	7	11	.636	6	14	20	18	9	0	1	8	4	67	8.4
Brown (TOT)	41	12	921	130	309	.421	27	81	.333	53	65	.815	40	124	164	84	71	0	34	39	10	340	8.3
Brown (NO)	23	12	569	73	178	.410	16	45	.356	27	36	.750	23	73	96	56	45	0	17	20	7	189	8.2
Matkovic	42	7	791	135	235	.574	21	66	.318	34	44	.773	64	145	209	46	106	2	22	43	41	325	7.7
Reeves	44	6	660	113	248	.456	51	129	.395	28	35	.800	18	45	63	39	40	0	21	30	4	305	6.9
Quinones (TOT)	13	0	183	31	78	.397	13	44	.295	11	13	.846	4	15	19	24	18	0	3	14	2	86	6.6
Quinones (NO)	9	0	166	27	70	.386	13	41	.317	10	12	.833	1	14	15	23	18	0	3	10	2	77	8.6
Robinson-Earl	66	9	1239	158	347	.455	56	164	.341	46	55	.836	110	205	315	88	79	0	39	51	7	418	6.3
Green	50	18	1092	100	224	.446	38	108	.352	50	66	.758	49	129	178	45	77	0	55	28	30	288	5.8
Cain	37	0	502	68	158	.430	26	80	.325	34	50	.680	27	58	85	22	46	0	23	22	9	196	5.3
Bamba (TOT)	32	2	413	52	112	.464	15	54	.278	19	27	.704	32	113	145	18	56	0	9	20	31	138	4.3
Bamba (NO)	4	0	61	4	9	.444	0	4	.000	2	2	1.000	6	19	25	2	7	0	0	1	3	10	2.5
Theis	38	9	621	61	129	.473	9	37	.243	31	37	.838	44	120	164	60	70	0	18	25	20	162	4.3
Payton (TOT)	24	9	511	40	122	.328	1	6	.167	4	7	.571	15	64	79	166	36	0	24	59	11	85	3.5
Payton (NO)	18	7	388	37	101	.366	1	6	.167	4	7	.571	14	52	66	146	24	0	18	52	8	79	4.4
Kelley (TOT)	11	2	126	14	22	.636	0	0	---	6	10	.600	12	27	39	5	15	0	1	4	3	34	3.1
Kelley (NO)	3	1	59	4	9	.444	0	0	---	2	4	.500	4	14	18	3	7	0	1	3	1	10	3.3
Jemison	16	0	166	15	32	.469	0	0	---	8	21	.381	22	22	44	10	27	0	7	10	6	38	2.4
PELICANS	82	-	19755	3332	7368	.452	986	2839	.347	1356	1799	.754	993	2583	3576	2119	1499	6	701	1201	429	9006	109.8
OPPONENTS	82	-	19755	3585	7419	.483	1199	3289	.365	1410	1794	.786	972	2778	3750	2349	1471	4	739	1148	428	9779	119.3

TEAM HISTORY

2023-24 ROSTER & STATS

RECORD: 49-33
WEST: 30-22
EAST: 19-11
DIVISION: 9-7
HOME: 21-19
ROAD: 28-14
OVERTIME: 0-1

Head Coach: Willie Green, Detroit Mercy
Associate Head Coach: James Borrego, San Diego
Assistant Coaches: Jarron Collins, Stanford; Ryan Frazier, Bucknell; Casey Hill, Trinity; Aaron Miles, Kansas; Fred Vinson, Georgia Tech
Director of Rehabilitation: Amy Atmore, Southern California
Director of Performance & Sports Science: Daniel Bove, Penn State
Head Athletic Trainer: Tom Maystadt, Iowa State

2023-24 FINAL STATISTICS

Player	G	GS	MIN	FG	FGA	PCT	3FG	3FGA	PCT	FT	FTA	PCT	OFF	DEF	TOT	AST	PF	DQ	STL	TO	BLK	PTS	AVG
Williamson	70	70	2207	624	1094	.570	6	18	.333	347	494	.702	122	284	406	352	159	1	77	193	47	1601	22.9
Ingram	64	64	2103	500	1017	.492	86	242	.355	246	307	.801	43	281	324	363	145	0	50	163	40	1332	20.8
McCollum	66	66	2159	484	1055	.459	239	557	.429	115	139	.827	39	247	286	305	126	0	62	110	41	1322	20.0
Murphy	57	23	1690	275	621	.443	169	445	.380	123	151	.815	42	238	280	124	70	0	51	34	28	842	14.8
Valanciunas	82	82	1925	402	719	.559	37	120	.308	161	205	.785	186	535	721	173	218	4	32	111	68	1002	12.2
Jones	76	76	2321	293	588	.498	114	273	.418	137	158	.867	74	198	272	199	224	1	105	93	62	837	11.0
Hawkins	67	10	1161	174	456	.382	109	298	.366	67	80	.838	29	119	148	70	72	1	19	40	7	524	7.8
Alvarado	56	0	1028	142	345	.412	78	207	.377	35	52	.673	25	103	128	117	89	0	59	40	15	397	7.1
Marshall	66	1	1257	170	367	.463	58	150	.387	68	86	.791	53	187	240	128	91	0	49	65	12	466	7.1
Daniels	61	16	1358	139	311	.447	42	135	.311	34	53	.642	62	174	236	164	101	0	85	59	25	354	5.8
Nance Jr.	61	0	1216	138	241	.573	27	65	.415	47	61	.770	94	213	307	113	98	0	61	49	19	350	5.7
Ryan	28	1	390	49	113	.434	41	91	.451	13	14	.929	6	34	40	18	32	0	6	19	1	152	5.4
Brockington	1	0	3	2	5	.400	0	1	.000	0	0	---	1	1	2	0	0	0	0	0	0	4	4.0
Robinson-Earl	39	1	334	45	95	.474	13	39	.333	12	16	.750	23	53	76	21	24	0	10	16	4	115	2.9
Lewis	15	0	144	16	52	.308	2	20	.100	10	11	.909	4	10	14	18	8	0	5	8	1	44	2.9
Seabron	6	0	55	4	13	.308	1	2	.500	5	6	.833	1	6	7	5	4	0	2	0	1	14	2.3
Zeller	43	0	320	26	62	.419	1	3	.333	23	38	.605	48	64	112	39	45	0	9	16	5	76	1.8
Liddell	8	0	23	1	6	.167	0	5	.000	2	2	1.000	0	5	5	1	2	0	2	2	2	4	0.5
Crutcher	1	0	3	0	1	.000	0	0	---	0	0	---	0	0	0	0	0	0	0	0	0	0	0.0
Gates	1	0	7	0	4	.000	0	2	.000	0	0	---	0	1	1	0	0	0	0	0	0	0	0.0
PELICANS	**82**	**-**	**19705**	**3484**	**7165**	**.486**	**1023**	**2673**	**.383**	**1445**	**1873**	**.771**	**852**	**2753**	**3605**	**2210**	**1508**	**7**	**684**	**1067**	**378**	**9436**	**115.1**
OPPONENTS	**82**	**-**	**19705**	**3317**	**7155**	**.464**	**1109**	**3176**	**.349**	**1331**	**1699**	**.783**	**826**	**2644**	**3470**	**2196**	**1507**	**6**	**536**	**1168**	**424**	**9074**	**110.7**

GAME-BY-GAME

Date	H/A	W/L	Opp	NOP/Opp	Record
10/25	A	W	MEM	111-104	1-0
10/28	H	W	NYK	96-87	2-0
10/30	H	L	GSW	102-130	2-1
11/1	A	W	OKC	110-106	3-1
11/2	H	W	DET	125-116	4-1
11/4	H	L	ATL	105-123	4-2
11/6	A	L	DEN	116-134	4-3
11/8	A	L	MIN	101-122	4-4
11/10	A	L	HOU	101-104	4-5
11/12	H	L	DAL	124-136	4-6
11/14	H	W	DAL	131-110	5-6
11/17	H	W	DEN	115-110	6-6
11/18	H	L	MIN	120-121	6-7
11/20	H	W	SAC	129-93	7-7
11/22	H	W	SAC	117-112	8-7
11/24	A	W	LAC	116-106	9-7
11/25	A	L	UTA	100-105	9-8
11/27	A	L	UTA	112-114	9-9
11/29	H	W	PHI	124-114	10-9
12/1	H	W	SAS	121-106	11-9
12/2	A	L	CHI	118-124	11-10
12/4	A	W	SAC	127-117	12-10
12/7	A	L	LAL	89-133	12-11
12/11	H	W	MIN	121-107	13-11
12/13	A	W	WAS	142-122	14-11
12/15	A	W	CHA	112-107	15-11
12/17	A	W	SAS	146-110	16-11
12/19	H	L	MEM	113-115	16-12
12/21	A	W	CLE	123-104	17-12
12/23	H	L	HOU	104-106	17-13
12/26	H	L	MEM	115-116*	17-14
12/28	H	W	UTA	112-105	18-14
12/31	H	W	LAL	129-109	19-14
1/2	H	W	BKN	112-85	20-14
1/3	H	W	MIN	117-106	21-14
1/5	A	L	LAC	95-111	21-15
1/7	A	W	SAC	133-100	22-15
1/10	H	W	GSW	141-105	23-15
1/12	H	L	DEN	113-125	23-16
1/13	A	W	DAL	118-108	24-16
1/15	A	L	DAL	120-125	24-17
1/17	H	W	CHA	132-112	25-17
1/19	H	L	PHX	109-123	25-18
1/23	H	W	UTA	153-124	26-18
1/26	H	L	OKC	83-107	26-19
1/27	A	L	MIL	117-141	26-20
1/29	A	L	BOS	112-118	26-21
1/31	A	W	HOU	110-99	27-21
2/2	A	W	SAS	114-113	28-21
2/5	H	W	TOR	138-100	29-21
2/7	A	W	LAC	117-106	30-21
2/9	A	L	LAL	122-139	30-22
2/10	A	W	POR	93-84	31-22
2/12	A	W	MEM	96-87	32-22
2/14	H	W	WAS	133-126	33-22
2/22	H	W	HOU	127-105	34-22
2/23	H	L	MIA	95-106	34-23
2/25	H	L	CHI	106-114	34-24
2/27	A	W	NYK	115-92	35-24
2/28	A	L	IND	114-123	35-25
3/1	H	W	IND	129-102	36-25
3/5	A	W	TOR	139-98	37-25
3/8	A	W	PHI	103-95	38-25
3/10	A	W	ATL	116-103	39-25
3/13	H	L	CLE	95-116	39-26
3/15	H	W	LAC	112-104	40-26
3/16	H	W	POR	126-107	41-26
3/19	A	W	BKN	104-91	42-26
3/21	A	L	ORL	106-121	42-27
3/22	A	W	MIA	111-88	43-27
3/24	A	W	DET	114-101	44-27
3/26	H	L	OKC	112-119	44-28
3/28	H	W	MIL	107-100	45-28
3/30	H	L	BOS	92-104	45-29
4/1	H	L	PHX	111-124	45-30
4/3	H	L	ORL	108-117	45-31
4/5	H	L	SAS	109-111	45-32
4/7	A	W	PHX	113-105	46-32
4/9	A	W	POR	110-100	47-32
4/11	A	W	SAC	135-123	48-32
4/12	A	W	GSW	114-109	49-32
4/14	H	L	LAL	108-124	49-33

* - overtime

TEAM HISTORY

2022-23 ROSTER & STATS

RECORD: 42-40
WEST: 29-23
EAST: 13-17
DIVISION: 11-5
HOME: 27-14
ROAD: 15-26
OVERTIME: 3-4

Head Coach: Willie Green, Detroit Mercy
Assistant Coaches: Jarron Collins, Stanford; Casey Hill, Trinity; Fred Vinson, Georgia Tech; Teresa Weatherspoon, Louisiana Tech; Ryan Frazier, Bucknell; Ryan Pannone, South Florida
VP of Player Care & Performance: Aaron Nelson, Iowa State
Head Athletic Trainer: Tom Maystadt, Iowa State

2022-23 FINAL STATISTICS

Player	G	GS	MIN	FG	FGA	PCT	3FG	3FGA	PCT	FT	FTA	PCT	OFF	DEF	TOT	AST	PF	DQ	STL	TO	BLK	PTS	AVG
Williamson	29	29	956	285	469	.608	7	19	.368	177	248	.714	58	144	202	133	65	0	32	99	16	754	26.0
Ingram	45	45	1538	404	835	.484	64	164	.390	240	272	.882	23	223	246	262	116	2	32	148	19	1112	24.7
McCollum	75	75	2649	587	1344	.437	211	543	.389	183	238	.769	55	273	328	429	153	0	70	183	38	1568	20.9
Murphy	79	65	2448	387	800	.484	202	497	.406	172	190	.905	59	222	281	112	155	1	89	61	43	1148	14.5
Valanciunas	79	79	1968	446	816	.547	38	109	.349	185	224	.826	225	579	804	140	245	2	20	159	52	1115	14.1
Richardson (TOT)	65	10	1531	239	554	.431	107	293	.365	69	81	.852	41	134	175	174	117	0	69	86	20	654	10.1
Richardson (NO)	23	4	533	62	148	.419	33	86	.384	16	21	.762	11	45	56	37	47	0	29	23	9	173	7.5
Jones	66	66	1950	235	501	.469	56	167	.335	123	161	.764	97	172	269	162	208	4	103	88	42	649	9.8
Marshall	77	21	1792	247	571	.433	66	218	.303	138	175	.789	48	231	279	189	113	0	54	97	14	698	9.1
Alvarado	61	10	1311	201	489	.411	83	247	.336	65	80	.813	28	113	141	186	125	0	67	81	10	550	9.0
Hernangomez	38	2	458	89	169	.527	3	11	.273	81	104	.779	58	122	180	33	64	0	17	39	13	262	6.9
Nance	65	1	1381	186	305	.610	14	42	.333	55	79	.696	106	248	354	119	133	0	56	42	37	441	6.8
Graham	53	0	811	85	231	.368	66	190	.347	44	59	.746	12	60	72	116	48	0	30	27	10	280	5.3
Hayes	47	2	610	86	156	.551	3	29	.103	58	83	.699	39	93	132	34	67	0	20	31	19	233	5.0
Lewis	25	0	235	40	88	.455	15	34	.441	19	22	.864	5	28	33	23	24	0	10	10	2	114	4.6
Daniels	59	11	1042	87	208	.418	27	86	.314	26	40	.650	36	152	188	134	99	0	43	57	11	227	3.8
Temple	25	0	162	18	45	.400	11	26	.423	3	4	.750	5	12	17	13	15	0	9	4	2	50	2.0
Seabron	5	0	12	2	5	.400	0	0	---	0	0	---	1	0	1	0	1	0	0	0	0	4	0.8
PELICANS	**82**	**-**	**19855**	**3447**	**7180**	**.480**	**899**	**2468**	**.364**	**1585**	**2000**	**.793**	**866**	**2717**	**3583**	**2122**	**1678**	**9**	**681**	**1196**	**337**	**9378**	**114.4**
OPPONENTS	**82**	**-**	**19855**	**3357**	**7105**	**.472**	**1002**	**2953**	**.339**	**1507**	**1935**	**.779**	**792**	**2634**	**3426**	**2044**	**1673**	**16**	**600**	**1228**	**386**	**9223**	**112.5**

GAME-BY-GAME

Date	H/A	W/L	Opp	NOP/Opp	Record
10/19	A	W	BKN	130-108	1-0
10/21	A	W	CHA	124-112	2-0
10/23	H	L	UTA	121-122*	2-1
10/25	H	W	DAL	113-111	3-1
10/28	A	L	PHX	111-124	3-2
10/30	A	W	LAC	112-91	4-2
11/2	A	L	LAL	117-120*	4-3
11/4	H	W	GSW	114-105	5-3
11/5	A	L	ATL	121-124*	5-4
11/7	A	L	IND	122-129	5-5
11/9	A	W	CHI	115-111	6-5
11/10	H	L	POR	95-106	6-6
11/12	H	W	HOU	119-106	7-6
11/15	H	W	MEM	113-102	8-6
11/16	H	W	CHI	124-110	9-6
11/18	H	L	BOS	109-117	9-7
11/21	H	W	GSW	128-83	10-7
11/23	A	W	SAS	129-110	11-7
11/25	A	L	MEM	111-132	11-8
11/28	H	W	OKC	105-101	12-8
11/30	H	W	TOR	126-108	13-8
12/2	A	W	SAS	117-99	14-8
12/4	H	W	DEN	121-106	15-8
12/7	H	W	DET	104-98	16-8
12/9	H	W	PHX	128-117	17-8
12/11	H	W	PHX	129-124*	18-8
12/13	A	L	UTA	100-121	18-9
12/15	A	L	UTA	129-132*	18-10
12/17	A	L	PHX	114-118	18-11
12/19	H	L	MIL	119-128	18-12
12/22	H	W	SAS	126-117	19-12
12/23	A	W	OKC	128-125*	20-12
12/26	H	W	IND	113-93	21-12
12/28	H	W	MIN	119-118	22-12
12/30	H	W	PHI	127-116	23-12
12/31	A	L	MEM	101-116	23-13
1/2	A	L	PHI	111-120	23-14
1/4	H	W	HOU	119-108	24-14
1/6	H	L	BKN	102-108	24-15
1/7	A	L	DAL	117-127	24-16
1/9	A	W	WAS	132-112	25-16
1/11	A	L	BOS	114-125	25-17
1/13	A	W	DET	116-110	26-17
1/16	A	L	CLE	103-113	26-18
1/18	H	L	MIA	98-124	26-19
1/20	A	L	ORL	110-123	26-20
1/22	A	L	MIA	96-100	26-21
1/24	H	L	DEN	98-99	26-22
1/25	H	L	MIN	102-111	26-23
1/28	H	L	WAS	103-113	26-24
1/29	A	L	MIL	110-135	26-25
1/31	A	L	DEN	113-122	26-26
2/2	A	L	DAL	106-111	26-27
2/4	H	W	LAL	131-126	27-27
2/5	H	W	SAC	136-104	28-27
2/7	H	W	ATL	116-107	29-27
2/10	H	L	CLE	107-118	29-28
2/13	A	W	OKC	103-100	30-28
2/15	A	L	LAL	102-120	30-29
2/23	A	L	TOR	110-115	30-30
2/25	A	L	NYK	106-128	30-31
2/27	H	L	ORL	93-101	30-32
3/1	A	W	POR	121-110	31-32
3/3	A	L	GSW	99-108	31-33
3/6	A	L	SAC	108-123	31-34
3/8	H	W	DAL	113-106	32-34
3/11	H	L	OKC	96-119	32-35
3/12	H	W	POR	127-110	33-35
3/14	H	L	LAL	108-123	33-36
3/17	A	L	HOU	112-114	33-37
3/19	A	W	HOU	117-107	34-37
3/21	H	W	SAS	119-84	35-37
3/23	H	W	CHA	115-96	36-37
3/25	A	W	LAC	131-110	37-37
3/27	A	W	POR	124-90	38-37
3/28	A	L	GSW	109-120	38-38
3/30	A	W	DEN	107-88	39-38
4/1	H	W	LAC	122-114	40-38
4/4	H	L	SAC	103-121	40-39
4/5	H	W	MEM	138-131*	41-39
4/7	H	W	NYK	113-105	42-39
4/9	A	L	MIN	108-113	42-40

* - overtime

TEAM HISTORY

2021-22 ROSTER & STATS

RECORD: 36-46
WEST: 25-27
EAST: 11-19
DIVISION: 6-10
HOME: 19-22
ROAD: 17-24
OVERTIME: 1-2

Head Coach: Willie Green, Detroit Mercy
Assistant Coaches: Jarron Collins, Stanford; Casey Hill, Trinity; Fred Vinson, Georgia Tech; Teresa Weatherspoon, Louisiana Tech
VP of Player Care & Performance: Aaron Nelson, Iowa State

2021-22 FINAL STATISTICS

Player	G	GS	MIN	FG	FGA	PCT	3FG	3FGA	PCT	FT	FTA	PCT	OFF	DEF	TOT	AST	PF	DQ	STL	TO	BLK	PTS	AVG
Ingram	55	55	1869	453	983	.461	74	226	.327	266	322	.826	35	285	320	307	119	0	34	151	26	1246	22.7
McCollum (TOT)	62	62	2145	536	1164	.460	182	469	.388	116	170	.682	53	216	269	315	121	0	70	127	22	1370	22.1
McCollum (NO)	26	26	878	246	499	.493	71	180	.394	68	102	.667	19	97	116	152	44	0	34	57	1	631	24.3
Valanciunas	74	74	2240	510	938	.544	57	158	.361	237	289	.820	226	617	843	190	247	4	41	179	60	1314	17.8
Hart	41	40	1374	195	386	.505	42	130	.323	116	154	.753	53	265	318	168	118	1	45	81	11	548	13.4
Alexander-Walker	50	19	1317	237	632	.375	95	305	.311	70	97	.722	36	128	164	139	88	0	41	85	19	639	12.8
Graham	76	63	2162	296	815	.363	192	563	.341	118	140	.843	37	140	177	316	95	0	71	105	12	902	11.9
Jones	78	69	2335	274	576	.476	57	169	.337	137	163	.840	98	198	296	167	238	5	130	100	60	742	9.5
Hayes	70	28	1398	245	398	.616	20	57	.351	144	188	.766	115	200	315	43	155	1	33	54	55	654	9.3
Hernangomez	50	8	839	170	327	.520	4	12	.333	109	141	.773	143	195	338	63	97	0	21	51	19	453	9.1
Harper	5	0	43	14	26	.538	5	12	.417	4	4	1.000	2	0	2	14	5	0	4	2	1	37	7.4
Nance (TOT)	46	11	1040	129	247	.522	23	70	.329	40	57	.702	72	176	248	81	84	0	43	37	20	321	7.0
Nance (NO)	9	0	182	27	49	.551	4	8	.500	8	8	1.000	14	25	39	8	17	0	5	10	7	66	7.3
Alvarado	54	1	834	131	294	.446	32	110	.291	36	53	.679	25	75	100	152	73	0	71	40	7	330	6.1
Lewis	24	0	341	59	146	.404	13	58	.224	10	12	.833	9	30	39	49	17	0	11	26	1	141	5.9
Marshall	55	4	735	109	269	.405	21	105	.200	74	93	.796	38	104	142	62	69	1	33	46	8	313	5.7
Murphy	62	1	864	109	277	.394	71	186	.382	45	51	.882	47	100	147	38	60	0	23	16	7	334	5.4
Temple	59	16	1098	111	295	.376	59	185	.319	28	41	.683	29	114	143	74	81	0	43	42	23	309	5.2
Snell (TOT)	53	12	822	69	171	.404	45	128	.352	4	4	1.000	16	87	103	28	70	0	16	19	9	187	3.5
Snell (NO)	15	2	277	33	74	.446	21	53	.396	1	1	1.000	5	26	31	8	26	0	8	8	2	88	5.9
Wallace	6	0	75	7	20	.350	2	8	.250	1	5	.200	0	8	8	1	7	0	3	2	1	17	2.8
Satoransky	32	3	481	32	107	.299	5	31	.161	19	25	.760	18	46	64	76	33	0	14	23	1	88	2.8
Clark	38	1	378	33	88	.375	28	70	.400	7	10	.700	23	67	90	18	20	0	13	10	7	101	2.7
Johnson (TOT)	23	0	167	17	39	.436	0	4	.000	7	12	.583	28	33	61	9	18	0	5	12	0	41	1.8
Johnson (NO)	4	0	28	3	10	.300	0	0	---	3	4	.750	7	6	13	1	3	0	2	1	0	9	2.3
Louzada	2	0	7	0	3	.000	0	3	.000	0	0	---	2	0	2	1	0	0	0	0	0	0	0.0
PELICANS	**82**	**-**	**19755**	**3294**	**7212**	**.457**	**873**	**2629**	**.332**	**1501**	**1903**	**.789**	**981**	**2726**	**3707**	**2047**	**1612**	**12**	**680**	**1153**	**328**	**8962**	**109.3**
OPPONENTS	**82**	**-**	**19755**	**3301**	**7009**	**.471**	**1064**	**2913**	**.365**	**1377**	**1753**	**.786**	**759**	**2666**	**3425**	**2039**	**1681**	**9**	**605**	**1164**	**391**	**9043**	**110.3**

GAME-BY-GAME

Date	H/A	W/L	Opp	NOP/Opp	Record
10/20	H	L	PHI	97-117	0-1
10/22	A	L	CHI	112-128	0-2
10/23	A	L	MIN	89-86	0-3
10/25	A	W	MIN	107-98	1-3
10/27	H	L	ATL	99-102	1-4
10/29	H	L	SAC	109-113	1-5
10/30	H	L	NYK	117-123	1-6
11/2	A	L	PHX	100-112	1-7
11/3	A	L	SAC	99-112	1-8
11/5	A	L	GSW	85-126	1-9
11/8	A	L	DAL	92-108	1-10
11/10	H	L	OKC	100-108	1-11
11/12	H	L	BKN	112-120	1-12
11/13	H	W	MEM	112-101	2-12
11/15	A	L	WAS	100-105	2-13
11/17	A	L	MIA	98-113	2-14
11/19	H	W	LAC	94-81	3-14
11/20	A	L	IND	94-111	3-15
11/22	H	L	MIN	96-110	3-16
11/24	H	W	WAS	127-102	4-16
11/26	A	W	UTA	98-97	5-16
11/27	A	L	UTA	105-127	5-17
11/29	A	W	LAC	123-104	6-17
12/1	H	L	DAL	107-139	6-18
12/3	A	W	DAL	107-91	7-18
12/5	A	L	HOU	108-118	7-19
12/8	H	L	DEN	114-120*	7-20
12/10	H	W	DET	109-93	8-20
12/12	A	L	SAS	97-112	8-21
12/15	A	W	OKC	113-110	9-21
12/17	H	W	MIL	116-112*	10-21
12/21	H	W	POR	111-97	11-21
12/23	A	W	ORL	110-104	12-21
12/26	A	L	OKC	112-117	12-22
12/28	H	W	CLE	108-104	13-22
1/1	A	L	MIL	113-136	13-23
1/3	H	L	UTA	104-115	13-24
1/4	H	L	PHX	110-123	13-25
1/6	H	W	GSW	101-96	14-25
1/9	A	L	TOR	101-105	14-26
1/11	H	W	MIN	128-124	15-26
1/13	H	W	LAC	113-89	16-26
1/15	A	L	BKN	105-120	16-27
1/17	A	L	BOS	92-104	16-28
1/20	A	W	NYK	102-91	17-28
1/24	H	W	IND	117-113	18-28
1/25	A	L	PHI	107-117	18-29
1/28	H	L	DEN	105-116	18-30
1/29	H	L	BOS	97-107	18-31
1/31	A	L	CLE	90-93	18-32
2/1	A	W	DET	111-101	19-32
2/4	A	W	DEN	113-105	20-32
2/6	A	W	HOU	120-107	21-32
2/8	H	W	HOU	110-97	22-32
2/10	H	L	MIA	97-112	22-33
2/12	H	L	SAS	114-124	22-34
2/14	H	W	TOR	120-90	23-34
2/15	H	L	MEM	109-121	22-35
2/17	H	L	DAL	118-125	22-36
2/25	A	W	PHX	117-102	24-36
2/27	A	W	LAL	123-95	25-36
3/2	H	W	SAC	125-95	26-36
3/4	H	W	UTA	124-90	27-36
3/6	A	L	DEN	130-138	26-37
3/8	A	L	MEM	111-132	26-38
3/9	H	L	ORL	102-108	26-39
3/11	H	L	CHA	120-142	26-40
3/13	H	W	HOU	130-105	28-40
3/15	H	L	PHX	115-131	27-41
3/18	A	W	SAS	124-91	29-41
3/20	A	W	ATL	117-112	30-41
3/21	A	L	CHA	103-106	29-42
3/24	H	W	CHI	126-109	31-42
3/26	H	L	SAS	103-107	30-43
3/27	H	W	LAL	116-108	32-43
3/30	A	W	POR	117-107	33-43
4/1	A	W	LAL	114-111	34-43
4/3	A	L	LAC	100-119	33-44
4/5	A	W	SAC	123-109	35-44
4/7	H	W	POR	127-94	36-44
4/9	A	L	MEM	114-141	36-45
4/10	H	L	GSW	107-128	36-46

* - overtime

TEAM HISTORY

2020-21 ROSTER & STATS

RECORD: 31-41
WEST: 18-24
EAST: 13-17
DIVISION: 6-6
HOME: 18-18
ROAD: 13-23
OVERTIME: 2-4

Head Coach: Stan Van Gundy, SUNY Brockport
Assistant Coaches: Bob Beyer, Alfred; Casey Hill, Trinity; Fred Vinson, Georgia Tech; Rex Walters, Kansas; Teresa Weatherspoon, Louisiana Tech
VP of Player Care & Performance: Aaron Nelson, Iowa State

2020-21 FINAL STATISTICS

Player	G	GS	MIN	FG	FGA	PCT	3FG	3FGA	PCT	FT	FTA	PCT	OFF	DEF	TOT	AST	PF	DQ	STL	TO	BLK	PTS	AVG
Williamson	61	61	2026	634	1037	.611	10	34	.294	369	529	.698	167	274	441	226	135	1	57	167	39	1647	27.0
Ingram	61	61	2093	513	1101	.466	143	375	.381	281	320	.878	34	265	299	296	124	0	42	154	36	1450	23.8
Ball	55	55	1747	290	700	.414	172	455	.378	50	64	.781	33	230	263	316	103	0	82	123	31	802	14.6
Bledsoe	71	70	2111	307	730	.421	121	355	.341	134	195	.687	29	215	244	268	112	0	55	114	24	869	12.2
Alexander-Walker	46	13	1007	192	458	.419	76	219	.347	48	66	.727	13	131	144	102	88	1	47	69	22	508	11.0
Hart	47	4	1349	151	344	.439	63	193	.326	69	89	.775	53	324	377	109	111	0	38	49	12	434	9.2
Redick	31	0	576	87	214	.407	51	140	.364	45	47	.957	3	49	52	40	37	1	9	25	2	270	8.7
Hernangómez	47	12	846	151	268	.563	1	10	.100	62	93	.667	117	217	334	50	68	0	22	34	23	365	7.8
Marshall	32	10	700	82	209	.392	29	83	.349	53	75	.707	15	133	148	88	58	1	26	38	10	246	7.7
Thomas	3	0	48	9	27	.333	3	12	.25	2	2	1.000	1	3	4	5	3	0	1	6	0	23	7.7
Adams	58	58	1605	189	308	.614	0	3	.000	60	135	.444	213	301	514	111	113	0	54	78	38	438	7.6
Hayes	60	3	964	175	280	.625	6	14	.429	93	120	.775	92	165	257	35	101	0	25	39	38	449	7.5
Johnson (TOT)	51	12	1043	146	327	.446	31	120	.258	45	76	.592	32	146	177	98	120	0	42	55	42	368	7.2
Johnson (NO)	22	11	539	79	182	.434	16	60	.267	28	47	.596	18	73	91	48	61	0	18	28	19	202	9.2
Lewis	54	0	904	130	337	.386	40	120	.333	43	51	.843	12	59	71	124	88	1	38	34	10	343	6.4
Gabriel	21	0	241	24	60	.400	13	32	.406	11	17	.647	20	34	54	11	32	1	9	15	8	72	3.4
Louzada	3	0	56	3	13	.231	2	8	.250	0	0	--	1	2	3	3	5	0	2	3	0	8	2.7
Iwundu (TOT)	41	4	539	34	102	.333	5	41	.122	26	31	.839	15	75	90	18	49	0	15	19	4	99	2.4
Iwuundu (NO)	18	1	251	17	50	.340	2	18	.111	14	17	.824	9	37	46	8	23	0	6	13	1	50	2.8
Melli	20	0	241	15	59	.254	7	37	.189	6	7	.857	12	45	57	25	28	0	9	7	1	43	2.0
Nunnally	9	0	48	5	13	.385	4	12	.333	1	2	.500	2	7	9	3	1	0	0	2	0	15	1.7
Thornwell	14	1	73	7	21	.333	3	9	.333	0	2	.000	1	4	5	4	3	0	5	4	1	17	1.2
Magnay	1	0	3	0	1	.000	0	1	.000	0	0	--	0	0	0	0	1	0	0	1	0	0	0.0
PELICANS	**72**	**-**	**17430**	**3060**	**6412**	**.477**	**762**	**2190**	**.348**	**1369**	**1878**	**.729**	**845**	**2568**	**3413**	**1872**	**1295**	**6**	**545**	**1052**	**315**	**8251**	**114.6**
OPPONENTS	**72**	**-**	**17430**	**3016**	**6431**	**.469**	**1043**	**2745**	**.380**	**1197**	**1516**	**.790**	**644**	**2366**	**3010**	**1866**	**1534**	**16**	**555**	**961**	**426**	**8272**	**114.9**

GAME-BY-GAME

Date	H/A	W/L	Opp	NOP/Opp	Record
12/23	A	W	TOR	113-99	1-0
12/25	A	L	MIA	98-111	1-1
12/27	H	W	SAS	98-95	2-1
12/29	A	L	PHX	86-111	2-2
12/31	A	W	OKC	113-80	3-2
1/2	H	W	TOR	120-116	4-2
1/4	H	L	IND	116-118*	4-3
1/6	H	L	OKC	110-111	4-4
1/8	H	L	CHA	110-118	4-5
1/13	A	L	LAC	106-111	4-6
1/15	A	L	LAL	95-112	4-7
1/17	A	W	SAC	128-123	5-7
1/19	A	L	UTA	102-118	5-8
1/21	A	L	UTA	118-129	5-9
1/23	A	L	MIN	110-120	5-10
1/27	H	W	WAS	124-106	6-10
1/29	H	W	MIL	131-126	7-10
1/30	H	L	HOU	112-126	7-11
1/1	H	L	SAC	109-118	7-12
2/3	H	W	PHX	123-101	8-12
2/5	A	W	IND	114-113	9-12
2/6	H	W	MEM	118-109	10-12
2/9	H	W	HOU	130-101	11-12
2/10	A	L	CHI	116-129	11-13
2/12	A	L	DAL	130-143	11-14
2/14	A	L	DET	112-123	11-15
2/16	A	W	MEM	144-113	12-15
2/17	H	L	POR	124-126	12-16
2/19	H	L	PHX	114-132	12-17
2/21	H	W	BOS	120-115*	13-17
2/24	H	W	DET	128-118	14-17
2/25	A	L	MIL	125-129	14-18
2/27	A	L	SAS	114-117	14-19
3/1	H	W	UTA	129-124	15-19
3/3	H	L	CHI	124-128	15-20
3/4	H	L	MIA	93-103	15-21
3/11	H	L	MIN	105-135	15-22
3/12	H	W	CLE	116-82	16-22
3/14	H	W	LAC	135-115	17-22
3/16	A	L	POR	124-125	17-23
3/18	A	L	POR	93-101	17-24
3/21	A	W	DEN	113-108	18-24
3/23	H	W	LAL	128-111	19-24
3/26	H	L	DEN	108-113	19-25
3/27	H	W	DAL	112-103	20-25
3/29	A	W	BOS	115-109	21-25
4/1	H	L	ORL	110-115*	21-26
4/2	H	L	ATL	103-126	21-27
4/4	A	W	HOU	122-115	22-27
4/6	A	L	ATL	107-123	22-28
4/7	A	L	BKN	111-139	22-29
4/9	H	W	PHI	101-94	23-29
4/11	A	W	CLE	116-109	24-29
4/12	H	W	SAC	117-110	25-29
4/14	H	L	NYK	106-116	25-30
4/16	A	L	WAS	115-117*	25-31
4/18	A	L	NYK	112-122*	25-32
4/20	H	L	BKN	129-134	25-33
4/22	A	W	ORL	135-100	26-33
4/24	H	L	SAS	108-110	26-34
4/26	H	W	LAC	120-103	27-34
4/28	A	L	DEN	112-114	27-35
4/29	A	W	OKC	109-95	28-35
5/1	A	W	MIN	140-136*	29-35
5/3	H	L	GSW	108-123	29-36
5/4	H	W	GSW	108-103	30-36
5/7	A	L	PHI	107-109	30-37
5/9	A	W	CHA	112-110	31-37
5/10	A	L	MEM	110-115	31-38
5/12	A	L	DAL	107-125	31-39
5/14	A	L	GSW	122-125	31-40
5/16	H	L	LAL	98-110	31-41

* - overtime

BACK TO TABLE OF CONTENTS

TEAM HISTORY

2019-20 ROSTER & STATS

RECORD: 30-42
WEST: 18-30
EAST: 12-12
DIVISION: 4-9
HOME: 15-21
ROAD: 15-21
OVERTIME: 2-4

Head Coach: Alvin Gentry, Appalachian State
Associate Head Coaches: Chris Finch, Franklin & Marshall College; Jeff Bzdelik, Illinois-Chicago
Assistant Coaches: Fred Vinson, Georgia Tech; Jamelle McMillan, Arizona State; Joe Boylan, Emerson College; Michael Ruffin, Tulsa
VP of Player Care & Performance: Aaron Nelson, Iowa State

2019-20 FINAL STATISTICS

Player	G	GS	MIN	FG	FGA	PCT	3FG	3FGA	PCT	FT	FTA	PCT	OFF	DEF	TOT	AST	PF	DQ	STL	TO	BLK	PTS	AVG
Ingram	62	62	2104	507	1096	.463	150	384	.391	313	368	.851	51	329	380	259	179	4	61	189	38	1477	23.8
Williamson	24	24	668	210	360	.583	6	14	.429	114	178	.640	64	86	150	50	42	0	16	59	9	540	22.5
Holiday	61	61	2117	458	1006	.455	122	346	.353	129	182	.709	77	216	293	408	145	0	99	184	48	1167	19.1
Redick	60	36	1581	286	631	.453	180	397	.453	165	185	.892	10	141	151	119	96	0	20	75	10	917	15.3
Ball	63	54	2025	277	687	.403	148	395	.375	43	76	.566	71	312	383	438	128	0	88	193	38	745	11.8
Hart	65	16	1755	225	532	.423	121	354	.342	85	115	.739	61	364	425	108	160	2	63	75	23	656	10.1
Favors	51	49	1243	209	339	.617	1	7	.143	40	71	.563	163	338	501	81	107	0	30	55	46	459	9.0
Moore	56	6	1020	186	437	.426	63	167	.377	31	45	.689	31	100	131	78	80	0	32	40	11	466	8.3
Okafor	30	9	467	101	162	.623	1	3	.333	40	62	.645	48	79	127	37	67	1	7	38	22	243	8.1
Thornwell	2	0	35	6	11	.545	2	4	.500	2	4	.500	0	4	4	4	2	0	1	2	1	16	8.0
Hayes	64	14	1080	174	259	.672	1	4	.250	123	190	.647	97	162	259	56	161	1	26	53	55	472	7.4
Melli	60	8	1042	136	323	.421	69	206	.335	54	73	.740	38	142	180	82	124	0	34	46	23	395	6.6
Jackson	59	2	797	134	331	.405	47	144	.326	56	75	.747	22	61	83	61	77	0	17	49	4	371	6.3
Alexander-Walker	47	1	591	98	266	.368	46	133	.346	25	37	.676	9	75	84	89	57	0	17	54	8	267	5.7
Williams	39	18	832	51	147	.347	25	97	.258	9	26	.346	51	135	186	57	88	0	27	22	21	136	3.5
Cheatham	4	0	51	6	9	.667	0	1	.000	0	0	---	3	6	9	3	10	0	1	4	1	12	3.0
Gray	2	0	23	1	2	.500	0	0	---	0	0	---	1	1	2	2	1	0	0	5	0	2	1.0
PELICANS	**72**	**-**	**17430**	**3065**	**6598**	**.465**	**982**	**2656**	**.370**	**1229**	**1687**	**.729**	**797**	**2551**	**3348**	**1932**	**1524**	**8**	**539**	**1181**	**358**	**8341**	**115.8**
OPPONENTS	**72**	**-**	**17430**	**3077**	**6611**	**.465**	**880**	**2438**	**.361**	**1400**	**1775**	**.789**	**727**	**2501**	**3228**	**1763**	**1519**	**12**	**615**	**1045**	**348**	**8434**	**117.1**

GAME-BY-GAME

Date	H/A	W/L	Opp	NOP/Opp	Record
10/22	A	L	TOR	122-130*	0-1
10/25	H	L	DAL	116-123	0-2
10/26	A	L	HOU	123-126	0-3
10/28	H	L	GSW	123-134	0-4
10/31	H	W	DEN	122-107	1-4
11/2	A	L	OKC	104-115	1-5
11/4	A	L	BKN	125-135	1-6
11/8	H	L	TOR	104-122	1-7
11/9	A	W	CHA	115-110	2-7
11/11	H	L	HOU	116-122	2-8
11/14	H	W	LAC	132-127	3-8
11/16	A	L	MIA	94-109	3-9
11/17	H	W	GSW	108-100	4-9
11/19	H	W	POR	115-104	5-9
11/21	A	W	PHX	124-121	6-9
11/23	A	L	UTA	120-128	6-10
11/24	A	L	LAC	109-134	6-11
11/27	H	L	LAL	110-114	6-12
11/29	A	L	OKC	104-109	6-13
12/1	H	L	OKC	104-107	6-14
12/3	H	L	DAL	97-118	6-15
12/5	H	L	PHX	132-139*	6-16
12/7	A	L	DAL	84-130	6-17
12/9	H	L	DET	103-105	6-18
12/11	A	L	MIL	112-127	6-19
12/13	A	L	PHI	109-116	6-20
12/15	H	L	ORL	119-130	6-21
12/17	H	L	BKN	101-108*	6-22
12/18	A	W	MIN	107-99	7-22
12/20	A	L	GSW	102-106	7-23
12/23	A	W	POR	102-94	8-23
12/25	A	W	DEN	112-100	9-23
12/28	H	W	IND	120-98	10-23
12/29	H	W	HOU	127-112	11-23
1/3	A	L	LAL	113-123	11-24
1/4	A	W	SAC	117-115	12-24
1/6	H	L	UTA	126-128	12-25
1/8	H	W	CHI	123-108	13-25
1/10	A	W	NYK	123-111	14-25
1/11	A	L	BOS	105-140	14-26
1/13	A	W	DET	117-110*	15-26
1/16	H	W	UTA	138-132*	16-26
1/18	H	L	LAC	130-133	16-27
1/20	A	W	MEM	126-116	17-27
1/22	H	L	SAS	117-121	17-28
1/24	H	L	DEN	106-113	17-29
1/26	H	W	BOS	123-108	18-29
1/28	A	W	CLE	125-111	19-29
1/31	H	W	MEM	139-111	20-29
2/2	A	L	HOU	109-117	20-30
2/4	H	L	MIL	108-120	20-31
2/6	A	W	CHI	125-119	21-31
2/8	A	W	IND	124-117	22-31
2/11	H	W	POR	138-117	23-31
2/13	H	L	OKC	118-123	23-32
2/21	A	W	POR	128-115	24-32
2/23	A	W	GSW	115-101	25-32
2/25	A	L	LAL	109-118	25-33
2/28	H	W	CLE	116-104	26-33
3/1	H	L	LAL	114-122	26-34
3/3	H	L	MIN	134-139	26-35
3/4	A	L	DAL	123-127*	26-36
3/6	H	W	MIA	110-104	27-36
3/8	A	W	MIN	120-107	28-36
7/30	H	L	UTA	104-106	28-37
8/1	A	L	LAC	103-126	28-38
8/3	H	W	MEM	109-99	29-38
8/6	A	L	SAC	125-140	29-39
8/7	H	W	WAS	118-107	30-39
8/9	H	L	SAS	113-122	30-40
8/11	A	L	SAC	106-112	30-41
8/13	A	L	ORL	127-133	30-42

* - overtime

TEAM HISTORY

2018-19 ROSTER & STATS

RECORD: 33-49
WEST: 23-29
EAST: 10-20
DIVISION: 8-8
HOME: 19-22
ROAD: 14-27
OVERTIME: 1-2

Head Coach: Alvin Gentry, Appalachian State
Associate Head Coach: Darren Erman, Emory University
Assistant Coaches: Chris Finch, Franklin & Marshall College; Kevin Hanson, San Diego; Fred Vinson, Georgia Tech; Mike Penberthy, The Master's College; Joe Boylan, Emerson College
Director of Medical Services: Dr. Misty Suri, Pennsylvania

2018-19 FINAL STATISTICS

PLAYER	G	GS	MIN	FG	FGA	PCT	3FG	3FGA	PCT	FT	FTA	PCT	OFF	DEF	TOT	AST	PF	DQ	STL	TO	BLK	PTS	AVG
Davis	56	56	1850	530	1026	.517	48	145	.331	344	433	.794	174	498	672	218	132	0	88	112	135	1452	25.9
Randle	73	49	2232	571	1089	.524	67	195	.344	356	487	.731	162	472	634	229	246	3	52	208	45	1565	21.4
Holiday	67	67	2402	547	1159	.472	118	363	.325	208	271	.768	75	259	334	518	148	2	109	210	54	1420	21.2
Mirotic	32	22	925	182	407	.447	85	231	.368	85	101	.842	46	218	264	35	86	0	21	37	25	534	16.7
Moore	53	36	463	256	532	.481	76	176	.432	45	59	.763	35	92	127	102	112	0	40	59	8	633	11.9
Payton	42	42	1250	179	412	.434	33	105	.314	55	74	.743	49	171	220	320	81	0	44	112	17	446	10.6
Miller	69	15	1758	189	484	.390	133	364	.365	56	71	.789	14	114	128	146	165	1	40	59	23	567	8.2
Okafor	59	24	935	212	362	.586	1	5	.200	59	89	.663	82	196	278	40	96	0	15	52	40	484	8.2
Wood (TOT)	21	2	250	61	117	.521	9	26	.346	41	56	.732	17	66	83	8	17	0	7	17	10	172	8.2
Wood (NO)	8	2	189	49	92	.533	6	21	.286	31	41	.756	13	50	63	6	14	0	7	14	10	135	16.9
Jackson	61	16	1169	194	447	.434	53	169	.314	54	73	.740	25	109	134	69	92	0	25	48	2	495	8.1
S. Johnson (TOT)	66	7	1207	171	440	.389	62	215	.288	50	64	.781	34	183	217	88	114	0	60	81	14	454	6.9
S. Johnson (NO)	18	0	247	38	91	.418	11	34	.324	9	13	.692	9	33	42	28	22	0	12	26	1	96	5.3
Clark	60	6	973	151	383	.394	66	202	.327	33	37	.892	13	76	89	94	95	0	22	58	8	401	6.7
Williams	46	29	1079	107	279	.384	52	156	.333	13	19	.684	55	164	219	83	95	0	45	36	19	279	6.1
Diallo	64	1	896	168	271	.620	1	4	.250	50	67	.746	75	257	332	33	113	0	29	49	33	387	6.0
Frazier	47	17	909	88	195	.451	27	77	.351	32	41	.780	32	105	137	206	93	0	25	60	4	235	5.0
Hill	44	15	878	68	178	.382	32	101	.317	23	32	.719	34	99	133	55	80	0	23	31	10	191	4.3
W. Johnson	26	13	377	35	88	.398	19	50	.380	6	9	.667	10	44	54	16	45	1	12	12	7	95	3.7
Smith (TOT)	20	1	191	21	59	.356	9	26	.346	14	16	.875	16	36	52	14	30	0	3	13	7	65	3.3
Smith (NO)	2	0	20	2	9	.222	2	7	.286	2	2	1.000	2	2	4	1	3	0	0	1	0	8	4.0
Harrison (TOT)	17	0	186	16	53	.302	5	25	.200	17	18	.944	6	14	20	24	34	1	4	12	2	54	3.2
Harrison (NO)	6	0	38	3	12	.250	2	10	.200	1	2	.500	2	3	5	7	7	0	0	2	0	9	1.5
Bertans	12	0	167	12	47	.255	10	34	.294	0	0	---	2	7	9	10	7	0	1	2	0	34	2.8
PELICANS	**82**	**-**	**19755**	**3581**	**7563**	**.473**	**842**	**2449**	**.344**	**1462**	**1921**	**.761**	**909**	**2969**	**3878**	**2216**	**1732**	**7**	**610**	**1215**	**441**	**9466**	**115.4**
OPPONENTS	**82**	**-**	**19755**	**3549**	**7610**	**.466**	**1006**	**2766**	**.364**	**1471**	**1926**	**.764**	**898**	**2855**	**3753**	**2174**	**1722**	**11**	**702**	**1113**	**445**	**9575**	**116.8**

GAME-BY-GAME

Date	H/A	W/L	Opp	NOP/Opp	Record
10/17	A	W	HOU	131-112	1-0
10/19	H	W	SAC	149-129	2-0
10/23	H	W	LAC	116-109	3-0
10/26	H	W	BKN	117-115	4-0
10/27	H	L	UTA	111-132	4-1
10/29	A	L	DEN	111-116	4-2
10/31	A	L	GSW	121-131	4-3
11/1	A	L	POR	119-132	4-4
11/3	A	L	SAS	95-109	4-5
11/5	A	L	OKC	116-122	4-6
11/7	H	W	CHI	107-98	5-6
11/10	H	W	PHX	119-99	6-6
11/12	A	W	TOR	126-110	7-6
11/14	A	L	MIN	100-107	7-7
11/16	H	W	NYK	129-124	8-7
11/17	H	W	DEN	125-115	9-7
11/19	H	W	SAS	140-128	10-7
11/21	A	L	PHI	120-121	10-8
11/23	A	L	NYK	129-124	10-9
11/24	A	L	WAS	125-115	10-10
11/26	H	L	BOS	107-124	10-11
11/28	H	W	WAS	125-104	11-11
11/30	A	L	MIA	101-106	11-12
12/2	A	W	CHA	119-109	12-12
12/3	H	L	LAC	126-129	12-13
12/5	H	W	DAL	132-106	13-13
12/7	H	L	MEM	103-107	13-14
12/9	A	W	DET	116-108	14-14
12/10	A	L	BOS	100-113	14-15
12/12	H	W	OKC	118-114	15-15
12/16	H	L	MIA	96-102	15-16
12/19	A	L	MIL	115-123	15-17
12/21	A	L	LAL	104-112	15-18
12/23	A	L	SAC	117-122	15-19
12/26	A	L	DAL	119-122	15-20
12/28	H	W	DAL	114-112	16-20
12/29	H	L	HOU	104-108	16-21
12/31	H	W	MIN	123-114	17-21
1/2	A	L	BKN	121-126	17-22
1/5	A	W	CLE	133-198	18-22
1/7	H	W	MEM	114-95	19-22
1/9	H	W	CLE	140-124	20-22
1/12	A	L	MIN	106-110	20-23
1/14	A	W	LAC	121-117	21-23
1/16	A	L	GSW	140-147	21-24
1/18	A	L	POR	112-128	21-25
1/21	A	W	MEM	105-85	22-25
1/23	H	L	DET	94-98	22-26
1/24	A	L	OKC	116-122	22-27
1/26	H	L	SAS	114-126	22-28
1/29	A	W	HOU	121-116	23-28
1/30	H	L	DEN	99-105	23-29
2/2	A	L	SAS	108-113	23-30
2/4	H	L	IND	107-109	23-31
2/6	A	W	CHI	125-120	24-31
2/8	H	W	MIN	122-117	25-31
2/9	A	L	MEM	90-99	25-32
2/12	H	L	ORL	88-118	25-33
2/14	H	W	OKC	131-122	26-33
2/22	A	L	IND	111-126	26-34
2/23	H	W	LAL	128-115	27-34
2/25	H	L	PHI	110-111	27-35
2/27	A	L	LAL	119-125	27-36
3/1	A	W	PHX	130-116	28-36
3/2	A	W	DEN	120-112	29-36
3/4	A	W	UTA	115-112	30-36
3/6	H	L	UTA	104-114	30-37
3/8	H	L	TOR	104-127	30-38
3/10	A	L	ATL	116-128	30-39
3/12	H	L	MIL	113-130	30-40
3/15	H	L	POR	110-122	30-41
3/16	H	L	PHX	136-138*	30-42
3/18	A	W	DAL	129-125*	31-42
3/20	A	L	ORL	96-119	31-43
3/24	H	L	HOU	90-113	31-44
3/26	H	L	ATL	120-130	31-45
3/28	H	W	SAC	121-118	32-45
3/31	H	L	LAL	102-130	32-46
4/3	H	L	CHA	109-115	32-47
4/5	A	L	PHX	126-133*	32-48
4/7	A	W	SAC	133-129	33-48
4/9	H	L	GSW	103-112	33-49

* - overtime

BACK TO TABLE OF CONTENTS

TEAM HISTORY

2017-18 ROSTER & STATS

RECORD: 48-34
WEST: 27-25
EAST: 21-9
DIVISION: 9-7
HOME: 24-17
ROAD: 24-17
OVERTIME: 7-2

Head Coach: Alvin Gentry, Appalachian State
Associate Head Coach: Darren Erman, Emory University
Assistant Coaches: Chris Finch, Franklin & Marshall College; Kevin Hanson, San Diego; Fred Vinson, Georgia Tech; Jamelle McMillan, Arizona State; Mike Penberthy, The Master's College
Athletic Trainer: Duane Brooks, Florida A&M

2017-18 FINAL STATISTICS

PLAYER	G	GS	MIN	FG	FGA	PCT	3FG	3FGA	PCT	FT	FTA	PCT	OFF	DEF	TOT	AST	PF	DQ	STL	TO	BLK	PTS	AVG
Anthony Davis	75	75	2727	780	1462	.534	55	162	.340	495	598	.828	187	645	832	174	159	2	115	162	193	2110	28.1
DeMarcus Cousins	48	48	1737	406	864	.470	104	294	.354	294	394	.746	105	512	617	257	183	0	79	242	76	1210	25.2
Jrue Holiday	81	81	2927	615	1244	.494	120	356	.337	187	238	.786	62	303	365	486	201	1	123	213	64	1537	19.0
Nikola Mirotic (TOT)	55	14	1494	306	684	.447	135	358	.377	112	137	.818	59	346	405	80	108	0	44	62	39	859	15.6
Nikola Mirotic (NO)	30	11	872	163	382	.427	66	197	.335	47	58	.810	41	205	246	41	63	0	29	31	26	439	14.6
E'Twaun Moore	82	80	2586	423	832	.508	128	301	.425	48	68	.706	57	181	238	187	182	0	79	102	12	1022	12.5
Mike James (TOT)	36	10	686	123	321	.383	26	98	.265	64	84	.762	13	77	90	126	48	0	28	49	7	336	9.3
Mike James (NO)	4	0	18	2	9	.222	0	1	.000	0	0	---	1	0	1	6	3	0	1	1	0	4	1.0
Rajon Rondo	65	63	1705	231	494	.468	50	150	.333	25	46	.543	31	232	263	533	119	0	70	151	10	537	8.3
Darius Miller	82	3	1944	216	487	.444	147	358	.411	58	67	.866	18	146	164	111	160	1	28	58	17	637	7.8
Ian Clark	74	2	1454	222	495	.448	62	195	.318	45	59	.763	10	117	127	110	120	0	33	57	10	551	7.4
Jordan Crawford	5	0	53	12	27	.444	8	14	.571	1	1	1.000	2	2	4	13	7	0	1	5	1	33	6.6
Jameer Nelson	43	0	898	84	205	.410	40	110	.364	13	17	.765	11	85	96	156	67	0	23	56	3	221	5.1
Dante Cunningham	51	24	1115	99	225	.440	35	108	.324	20	36	.556	50	143	193	26	75	1	27	16	16	253	5.0
Cheick Diallo	52	0	581	102	176	.580	0	0	---	50	66	.758	47	164	211	19	82	0	11	28	21	254	4.9
Tony Allen	22	0	273	44	91	.484	4	12	.333	11	21	.524	20	27	47	9	49	0	11	19	3	103	4.7
Emeka Okafor	26	19	353	48	95	.505	0	0	---	18	22	.818	47	73	120	8	30	0	8	13	25	114	4.4
Walt Lemon	5	0	35	7	16	.438	1	1	1.000	2	3	.667	0	2	2	5	5	0	0	4	1	17	3.4
Solomon Hill	12	1	187	11	41	.268	4	21	.190	3	6	.500	9	27	36	22	22	0	7	9	1	29	2.4
DeAndre Liggins (TOT)	58	4	723	40	106	.377	19	53	.358	2	5	.400	7	68	75	48	81	0	37	20	14	101	1.7
DeAndre Liggins (NO)	27	3	244	18	41	.439	8	17	.471	0	0	---	2	24	26	21	20	0	10	7	4	44	1.6
Larry Drew (TOT)	10	0	70	7	24	.292	3	9	.333	0	0	---	3	0	3	10	6	0	0	3	0	17	1.7
Larry Drew (NO)	7	0	55	6	17	.353	3	6	.500	0	0	---	2	0	2	8	4	0	0	2	0	15	2.1
Omer Asik	14	0	121	7	16	.438	0	0	---	4	12	.333	7	30	37	2	14	0	1	5	2	18	1.3
Jalen Jones	4	0	19	1	4	.250	1	1	1.000	2	2	1.000	0	3	3	0	2	0	0	0	0	5	1.3
Josh Smith	3	0	12	1	4	.250	0	0	---	0	0	---	3	1	4	0	3	0	0	0	0	2	0.7
Charles Cooke	13	0	38	2	14	.143	1	8	.125	1	2	.500	0	2	2	1	0	0	1	1	0	6	0.5
PELICANS	**82**	**-**	**19955**	**3500**	**7241**	**.483**	**837**	**2312**	**.362**	**1324**	**1716**	**.772**	**712**	**2924**	**3636**	**2195**	**1570**	**5**	**657**	**1223**	**485**	**9161**	**111.7**
OPPONENTS	**82**	**-**	**19955**	**3423**	**7539**	**.454**	**891**	**2509**	**.355**	**1317**	**1679**	**.784**	**887**	**2843**	**3730**	**1947**	**1669**	**14**	**670**	**1186**	**344**	**9054**	**110.4**

GAME-BY-GAME

Date	H/A	W/L	Opp	NOP/Opp	Record
10/18	A	L	MEM	91-103	0-1
10/20	H	L	GSW	120-128	0-2
10/22	A	W	LAL	119-112	1-2
10/24	A	L	POR	93-103	1-3
10/26	A	W	SAC	114-106	2-3
10/28	H	W	CLE	123-101	3-3
10/30	H	L	ORL	99-115	3-4
11/1	H	L	MIN	98-104	3-5
11/3	A	W	DAL	99-94	4-5
11/4	A	W	CHI	96-90*	5-5
11/7	A	W	IND	117-112	6-5
11/9	A	L	TOR	118-122	6-6
11/11	H	W	LAC	111-103	7-6
11/13	H	W	ATL	106-105	8-6
11/15	H	L	TOR	116-125	8-7
11/17	A	L	DEN	114-146	8-8
11/20	H	W	OKC	114-107	9-8
11/22	H	W	SAS	107-90	10-8
11/24	A	W	PHX	115-91	11-8
11/25	A	L	GSW	95-110	11-9
11/29	H	L	MIN	102-120	11-10
12/1	A	L	UTA	108-114	11-11
12/2	A	W	POR	123-116	12-11
12/4	H	L	GSW	115-125	12-12
12/6	H	W	DEN	123-114	13-12
12/8	H	L	SAC	109-116*	13-13
12/10	H	W	PHI	131-124	14-13
12/11	A	L	HOU	123-130	14-14
12/13	H	W	MIL	115-108	15-14
12/15	A	L	DEN	111-117*	15-15
12/19	A	L	WAS	106-116	15-16
12/22	A	W	ORL	111-97	16-16
12/23	A	W	MIA	109-94	17-16
12/27	H	W	BKN	128-113	18-16
12/29	H	L	DAL	120-128	18-17
12/30	H	L	NYK	103-105	18-18
1/3	A	W	UTA	108-98	19-18
1/6	A	L	MIN	98-116	19-19
1/8	H	W	DET	112-109	20-19
1/10	A	L	MEM	102-105	20-20
1/12	H	W	POR	119-113	21-20
1/14	A	W	NYK	123-118*	22-20
1/16	A	W	BOS	116-113*	23-20
1/17	A	L	ATL	93-94	23-21
1/20	H	W	MEM	111-104	24-21
1/22	H	W	CHI	132-128**	25-21
1/24	A	W	CHA	101-96	26-21
1/26	H	W	HOU	115-113	27-21
1/28	H	L	LAC	103-112	27-22
1/30	H	L	SAC	103-114	27-23
2/2	A	W	OKC	114-100	28-23
2/3	A	L	MIN	107-118	28-24
2/5	H	L	UTA	109-133	28-25
2/9	A	L	PHI	82-100	28-26
2/10	A	W	BKN	138-128**	29-26
2/12	A	W	DET	118-103	30-26
2/14	H	W	LAL	139-117	31-26
2/23	H	W	MIA	124-123*	32-26
2/25	A	W	MIL	123-121*	33-26
2/26	H	W	PHX	125-116	34-26
2/28	A	W	SAS	121-116	35-26
3/4	A	W	DAL	126-109	36-26
3/6	A	W	LAC	121-116	37-26
3/7	A	W	SAC	114-101	38-26
3/9	H	L	WAS	97-116	38-27
3/11	H	L	UTA	99-116	38-28
3/13	H	W	CHA	119-115	39-28
3/15	A	L	SAS	93-98	39-29
3/17	H	L	HOU	101-107	39-30
3/18	H	W	BOS	108-89	40-30
3/20	H	W	DAL	115-105	41-30
3/21	H	W	IND	96-92	42-30
3/22	H	W	LAL	128-125	43-30
3/24	A	L	HOU	91-114	43-31
3/27	H	L	POR	103-107	43-32
3/30	A	L	CLE	102-107	43-33
4/1	H	L	OKC	104-109	43-34
4/4	H	W	MEM	123-95	44-34
4/6	A	W	PHX	122-103	45-34
4/7	A	W	GSW	126-120	46-34
4/9	A	W	LAC	113-100	47-34
4/11	H	W	SAS	122-98	48-34

* - overtime

BACK TO TABLE OF CONTENTS

TEAM HISTORY

2016-17 ROSTER & STATS

RECORD: 34-48
WEST: 20-32
EAST: 14-16
DIVISION: 6-10
HOME: 21-20
ROAD: 13-28
OVERTIME: 3-5

Head Coach: Alvin Gentry, Appalachian State
Associate Head Coach: Darren Erman, Emory University
Assistant Coaches: Robert Pack, USC; Phil Weber, N.C. State; Fred Vinson, Georgia Tech; Kevin Hanson, San Diego; Jamelle McMillan, Arizona State; Elvis Valcarcel, Rutgers
Athletic Trainer: Duane Brooks, Florida A&M

2016-17 FINAL STATISTICS

PLAYER	G	GS	MIN	FG	FGA	PCT	3FG	3FGA	PCT	FT	FTA	PCT	OFF	DEF	TOT	AST	PF	DQ	STL	TO	BLK	PTS	AVG
Anthony Davis	75	75	2708	770	1526	.505	40	134	.299	519	647	.802	172	712	884	157	168	0	94	181	167	2099	28.0
DeMarcus Cousins(TOT)	72	72	2465	647	1432	.452	131	363	.361	517	670	.772	152	642	794	332	278	7	100	269	93	1942	27.0
DeMarcus Cousins(NO)	17	17	574	142	314	.452	36	96	.375	94	121	.777	37	174	211	66	75	3	25	62	19	414	24.4
Jrue Holiday	67	61	2190	405	893	.454	100	281	.356	119	168	.708	46	218	264	488	133	0	100	194	44	1029	15.4
Jordan Crawford	19	0	442	105	218	.482	37	95	.389	20	26	.769	4	30	34	57	30	0	11	25	2	267	14.1
Omri Casspi	1	0	24	5	9	.556	2	4	.500	0	0	---	1	1	2	0	3	0	0	2	0	12	12.0
Terrence Jones	51	12	1264	231	489	.472	19	75	.253	103	170	.606	65	238	303	59	67	1	39	48	53	584	11.5
Lance Stephenson	6	0	162	26	55	.473	1	10	.100	5	8	.625	3	15	18	29	18	0	2	11	1	58	9.7
E'Twaun Moore	73	22	1820	283	619	.458	77	208	.370	57	74	.770	33	119	152	164	131	0	50	62	32	700	9.6
Tyreke Evans	26	0	474	91	227	.401	21	70	.300	45	58	.776	6	80	86	91	41	0	23	39	4	248	9.5
Langston Galloway	55	0	1120	165	441	.374	101	268	.377	40	52	.769	20	101	121	65	76	0	40	28	5	471	8.6
Buddy Hield	57	37	1161	185	471	.393	89	241	.369	29	33	.879	19	147	166	77	81	0	18	48	7	488	8.6
Tim Frazier	65	35	1525	163	404	.403	40	128	.313	98	129	.760	34	139	173	335	133	1	56	101	6	464	7.1
Solomon Hill	80	71	2374	183	478	.383	94	270	.348	103	128	.805	51	256	307	141	182	0	72	82	32	563	7.0
Dante Cunningham	66	35	1649	174	359	.485	71	181	.392	16	27	.593	56	221	277	37	100	0	39	28	28	435	6.6
Quinn Cook(TOT)	14	0	187	33	66	.500	11	26	.423	2	5	.400	1	6	7	26	13	0	4	13	0	79	5.6
Quinn Cook(NO)	9	0	111	22	41	.537	6	12	.500	2	3	.667	1	3	4	14	7	0	3	5	0	52	5.8
Wayne Selden	3	3	47	5	8	.625	4	7	.571	2	4	.500	0	5	5	1	6	0	2	3	0	16	5.3
Alexis Ajinca	39	15	584	89	178	.500	0	4	.000	29	40	.725	46	131	177	12	77	0	20	31	22	207	5.3
Hollis Thompson(TOT)	40	9	752	77	200	.385	32	95	.337	19	29	.655	19	93	112	35	69	0	20	11	6	205	5.1
Hollis Thompson(NO)	9	8	191	11	41	.268	6	24	.250	6	9	.667	4	24	28	9	14	0	6	2	0	34	3.8
Cheick Diallo	17	0	199	36	76	.474	0	1	---	15	21	.714	23	50	73	4	17	0	4	7	7	87	5.1
Archie Goodwin	3	0	30	2	5	.400	1	2	.500	10	10	1.000	0	0	0	1	1	0	0	0	1	15	5.0
Reggie Williams	6	0	79	8	23	.348	5	11	.455	6	7	.857	2	4	6	4	2	0	3	0	0	27	4.5
Donatas Motiejunas	34	0	479	57	138	.413	11	47	.234	25	49	.510	26	75	101	32	55	0	18	31	11	150	4.4
Anthony Brown	9	0	143	14	41	.341	6	24	.250	0	0	---	6	20	26	6	13	0	5	5	1	34	3.8
Jarrett Jack	2	0	33	2	3	.667	0	1	.000	2	2	1.000	0	0	0	5	4	0	2	3	0	6	3.0
Axel Toupane(TOT)	4	0	47	5	9	.556	1	4	.250	0	0	---	0	1	1	0	6	0	1	0	1	11	2.8
Axel Toupane(NO)	2	0	41	5	8	.625	1	3	.333	0	0	---	0	1	1	0	5	0	1	0	1	11	5.5
Omer Asik	31	19	482	31	65	.477	0	0	---	23	39	.590	48	115	163	15	51	0	5	14	10	85	2.7
PELICANS	**82**	**-**	**19905**	**3210**	**7130**	**.450**	**768**	**2196**	**.350**	**1368**	**1825**	**.750**	**703**	**2879**	**3582**	**1869**	**1490**	**5**	**638**	**1054**	**453**	**8556**	**104.3**
OPPONENTS	**82**	**-**	**19905**	**3286**	**7299**	**.450**	**863**	**2445**	**.353**	**1293**	**1697**	**.762**	**872**	**3091**	**3963**	**1921**	**1581**	**10**	**603**	**1144**	**348**	**8728**	**106.4**

GAME-BY-GAME

Date	H/A	W/L	Opp	NOP/Opp	Record
10/26	H	L	DEN	102-107	0-1
10/28	H	L	GSW	114-122	0-2
10/29	A	L	SAS	79-98	0-3
111	H	L	MIL	113-117	0-4
11/2	A	L	MEM	83-89*	0-5
11/4	H	L	PHX	111-112*	0-6
11/7	A	L	GSW	106-116	0-7
11/8	A	L	SAC	94-102	0-8
11/10	A	W	MIL	112-106	1-8
11/12	H	L	LAL	99-126	1-9
11/14	H	W	BOS	106-105	2-9
11/16	A	L	ORL	82-89	2-10
11/18	H	W	POR	113-101	3-10
11/19	H	W	CHA	121-116*	4-10
11/22	A	W	ATL	112-94	5-10
11/23	H	W	MIN	117-96	6-10
11/25	A	L	POR	104-119	6-11
11/27	A	L	DAL	81-91	6-12
11/29	H	W	LAL	105-88	7-12
12/2	H	L	LAC	96-114	7-13
12/4	A	L	OKC	92-101	7-14
12/5	H	L	MEM	108-110**	7-15
12/8	H	L	PHI	88-99	7-16
12/10	A	L	LAC	105-133	7-17
12/11	A	W	PHX	120-119*	8-17
12/13	H	L	GSW	109-113	8-18
12/15	H	W	IND	108-93	9-18
12/16	A	L	HOU	100-122	9-19
12/18	A	L	SAS	100-113	9-20
12/20	A	W	PHI	108-93	10-20
12/21	H	L	OKC	110-121	10-21
12/23	H	W	MIA	91-87	11-21
12/26	H	W	DAL	111-104	12-21
12/28	H	W	LAC	102-98	13-21
12/30	H	W	NYK	104-92	14-21
1/2	A	L	CLE	82-90	14-22
1/5	H	L	ATL	94-99	14-23
1/7	A	L	BOS	108-117	14-24
1/9	A	W	NYK	110-96	15-24
1/12	A	W	BKN	104-95	16-24
1/14	A	L	CHI	99-107	16-25
1/16	A	L	IND	95-98	16-26
1/18	H	W	ORL	118-98	17-26
1/20	H	L	BKN	114-143	17-27
1/23	H	W	CLE	124-122	18-27
1/25	H	L	OKC	105-114	18-28
1/27	H	W	SAS	119-103	19-28
1/29	H	L	WAS	94-107	19-29
1/31	A	L	TOR	106-108*	19-30
2/1	A	L	DET	98-118	19-31
2/4	A	L	WAS	91-105	19-32
2/6	H	W	PHX	111-106	20-32
2/8	H	L	UTA	94-127	20-33
2/10	A	W	MIN	122-106	21-33
2/12	A	L	SAC	99-105	21-34
2/13	A	W	PHX	110-108	22-34
2/15	A	W	MEM	95-91	23-34
2/23	H	L	HOU	99-129	23-35
2/25	A	L	DAL	83-96	23-36
2/26	A	L	OKC	110-118	23-37
3/1	H	W	DET	109-86	24-37
3/3	H	L	SAS	98-101*	24-38
3/5	A	W	LAL	105-97	25-38
3/6	A	L	UTA	83-88	25-39
3/8	H	L	TOR	87-94	25-40
3/11	A	W	CHA	125-122*	26-40
3/14	H	W	POR	100-77	27-40
3/15	A	L	MIA	112-120	27-41
3/17	H	W	HOU	128-112	28-41
3/19	H	W	MIN	123-109	29-41
3/21	H	W	MEM	95-82	30-41
3/24	A	L	HOU	107-117	30-42
3/26	A	W	DEN	115-90	31-42
3/27	A	L	UTA	100-108	31-43
3/29	H	W	DAL	121-118	32-43
3/31	H	W	SAC	117-89	33-43
4/2	H	L	CHI	110-117	33-44
4/4	H	L	DEN	131-134	33-45
4/7	A	L	DEN	106-122	33-46
4/8	A	L	GSW	101-123	33-47
4/11	A	L	LAL	96-108	33-48
4/12	A	W	POR	103-100	34-48

* - overtime

BACK TO TABLE OF CONTENTS

TEAM HISTORY

2015-16 ROSTER & STATS

RECORD: 30-52
WEST: 20-32
EAST: 10-20
DIVISION: 4-12
HOME: 21-20
ROAD: 9-32
OVERTIME: 1-3

Head Coach: Alvin Gentry, Appalachian State
Associate Head Coach: Darren Erman, Emory University
Assistant Coaches: Robert Pack, USC; Phil Weber, N.C. State; Fred Vinson, Georgia Tech; Kevin Hanson, San Diego
Special Assistant to the Head Coach: Elvis Valcarcel, Rutgers
Player Development Coach: Jamelle McMillan, Arizona State
Athletic Trainer: Duane Brooks, Florida A&M

2015-16 FINAL STATISTICS

PLAYER	G	GS	MIN	FG	FGA	PCT	3FG	3FGA	PCT	FT	FTA	PCT	OFF	DEF	TOT	AST	PF	DQ	STL	TO	BLK	PTS	AVG
Anthony Davis	61	61	2164	560	1136	.493	35	108	.324	326	430	.758	130	497	627	116	148	0	78	121	125	1481	24.3
Ryan Anderson	66	7	2008	397	929	.427	131	358	.366	199	228	.873	131	265	396	73	109	0	38	90	25	1124	17.0
Jrue Holiday	65	23	1831	410	935	.439	87	259	.336	182	216	.843	27	168	195	391	148	1	88	167	22	1089	16.8
Eric Gordon	45	44	1481	231	552	.418	113	294	.384	111	125	.888	10	89	99	121	98	0	43	73	14	686	15.2
Tyreke Evans	25	25	765	136	314	.433	33	85	.388	74	93	.796	20	109	129	164	66	0	32	73	8	379	15.2
Jordan Hamilton	11	4	304	49	116	.422	13	46	.283	14	21	.667	12	50	62	25	24	0	8	17	3	125	11.4
Norris Cole	45	23	1198	196	484	.405	33	102	.324	52	65	.800	10	141	151	167	102	0	37	75	5	477	10.6
Ish Smith	27	3	617	98	228	.430	10	33	.303	33	43	.767	14	78	92	154	38	0	24	45	6	239	8.9
Toney Douglas	61	18	1262	183	445	.411	81	203	.399	84	99	.848	25	118	143	157	131	1	70	64	5	531	8.7
James Ennis (TOT)	22	5	329	54	113	.478	26	58	.448	25	34	.735	21	21	42	21	28	1	16	19	5	159	7.2
James Ennis (NO)	9	5	282	50	100	.500	24	50	.480	19	24	.792	17	18	35	18	26	1	12	17	3	143	15.9
Luke Babbitt	47	13	845	122	289	.422	44	109	.404	39	50	.780	25	123	148	53	90	0	11	23	7	327	7.0
Dante Cunningham	80	46	1971	186	412	.451	55	174	.316	57	82	.695	57	179	236	77	173	1	42	41	33	484	6.1
Alexis Ajinca	59	17	861	150	315	.476	0	1	.000	52	62	.839	75	194	269	31	134	0	19	54	36	352	6.0
Bryce Dejean-Jones	14	11	279	28	69	.406	12	32	.375	11	21	.524	8	40	48	15	17	0	10	11	2	79	5.6
Tim Frazier (TOT)	51	2	741	96	229	.419	16	48	.333	53	74	.716	26	84	110	162	73	0	33	65	2	261	5.1
Tim Frazier (NO)	16	1	469	76	169	.450	13	31	.419	45	59	.763	15	56	71	120	42	0	23	38	1	210	13.1
Alonzo Gee	73	38	1632	132	255	.518	17	60	.283	44	66	.667	60	185	245	72	169	2	63	55	13	325	4.5
Omer Asik	68	64	1178	104	195	.533	0	0	---	61	112	.545	120	294	414	26	124	0	21	60	23	269	4.0
O. Johnson (TOT)	7	1	102	9	34	.265	2	10	.200	6	8	.750	4	11	15	2	9	0	3	4	3	26	3.7
O. Johnson (NO)	5	1	54	4	17	.235	1	5	.200	1	2	.500	1	5	6	2	4	0	1	3	0	10	2.0
Kendrick Perkins	37	5	542	40	75	.533	0	0	---	11	25	.440	25	103	128	31	64	0	11	41	11	91	2.5
Jimmer Fredette	4	0	13	1	4	.250	0	1	.000	0	0	---	0	0	0	1	1	0	1	1	0	2	0.5
Nate Robinson	2	1	23	0	1	.000	0	1	.000	0	0	---	0	0	0	4	5	0	1	0	0	0	0.0
PELICANS	**82**	**-**	**19780**	**3153**	**7040**	**.448**	**702**	**1952**	**.360**	**1415**	**1823**	**.776**	**782**	**2712**	**3494**	**1818**	**1713**	**6**	**633**	**1102**	**342**	**8423**	**102.7**
OPPONENTS	**82**	**-**	**19780**	**3218**	**6877**	**.468**	**754**	**2043**	**.369**	**1544**	**1972**	**.783**	**730**	**2912**	**3642**	**1899**	**1630**	**6**	**602**	**1127**	**423**	**8734**	**106.5**

GAME-BY-GAME

Date	H/A	W/L	Opp	NOP/Opp	Record
10/27	A	L	GSW	95-111	0-1
10/28	A	L	POR	94-112	0-2
10/31	H	L	GSW	120-134	0-3
11/3	H	L	ORL	94-103	0-4
11/6	H	L	ATL	115-121	0-5
11/7	A	L	DAL	98-107	0-6
11/10	H	W	DAL	120-105	1-6
11/11	A	L	ATL	98-106	1-7
11/13	A	L	TOR	81-100	1-8
11/15	A	L	NYK	87-95	1-9
11/17	H	L	DEN	98-115	1-10
11/18	A	L	OKC	103-110	1-11
11/20	H	W	SAS	104-90	2-11
11/22	H	W	PHX	122-116	3-11
11/25	A	W	PHX	120-114	4-11
11/27	A	L	LAC	90-111	4-12
11/28	A	L	UTA	87-101	4-13
12/1	H	L	MEM	104-113	4-14
12/2	A	L	HOU	101-108	4-15
12/4	H	W	CLE	114-108*	5-15
12/7	H	L	BOS	93-111	5-16
12/11	H	W	WAS	107-105	6-16
12/12	A	L	CHI	94-98	6-17
12/14	A	L	POR	101-105	6-18
12/16	A	W	UTA	104-94	7-18
12/18	A	L	PHX	88-104	7-19
12/20	A	W	DEN	130-125	8-19
12/23	H	W	POR	115-89	9-19
12/25	A	L	MIA	88-94*	9-20
12/26	H	W	HOU	110-108	10-20
12/28	A	L	ORL	89-104	10-21
12/31	H	L	LAC	89-95	10-22
1/2	A	W	DAL	105-98	11-22
1/6	H	L	DAL	91-100	11-23
1/8	H	L	IND	86-91	11-24
1/10	A	L	LAC	111-114*	11-25
1/12	A	L	LAL	91-95	11-26
1/13	A	W	SAC	109-97	12-26
1/15	H	W	CHA	109-107	13-26
1/18	A	L	MEM	99-101	13-27
1/19	H	W	MIN	114-99	14-27
1/21	H	W	DET	115-99	15-27
1/23	H	W	MIL	116-99	16-27
1/25	H	L	HOU	111-112	16-28
1/28	H	W	SAC	114-105	17-28
1/30	H	W	BKN	105-103	18-28
2/1	H	L	MEM	95-110	18-29
2/3	A	L	SAS	97-110	18-30
2/4	H	L	LAL	96-99	18-31
2/6	A	L	CLE	84-99	18-32
2/8	A	W	MIN	116-102	19-32
2/10	H	W	UTA	100-96	20-32
2/11	A	L	OKC	95-121	20-33
2/19	H	W	PHI	121-114	21-33
2/21	A	W	DET	111-106	22-33
2/23	A	L	WAS	89-109	22-34
2/25	H	W	OKC	123-119	23-34
2/27	H	L	MIN	110-112	23-35
3/2	A	L	HOU	95-100	23-36
3/3	H	L	SAS	86-94	23-37
3/5	H	L	UTA	94-106	23-38
3/7	H	W	SAC	115-112	24-38
3/9	A	L	CHA	113-122	24-39
3/11	A	L	MEM	114-121*	24-40
3/12	A	L	MIL	92-103	24-41
3/14	A	L	GSW	107-125	24-42
3/16	A	W	SAC	123-108	25-42
3/18	H	L	POR	112-117	25-43
3/20	H	W	LAC	109-105	26-43
3/22	H	L	MIA	99-113	26-44
3/24	A	L	IND	84-92	26-45
3/26	H	L	TOR	91-115	26-46
3/28	H	W	NYK	99-91	27-46
3/30	A	L	SAS	92-100	27-47
3/31	H	W	DEN	101-95	28-47
4/3	A	W	BKN	106-87	29-47
4/5	A	L	PHI	93-107	29-48
4/6	A	L	BOS	97-104	29-49
4/8	H	W	LAL	110-102	30-49
4/9	H	L	PHX	100-121	30-50
4/11	H	L	CHI	116-121	30-51
4/13	A	L	MIN	109-144	30-52

* - overtime

TEAM HISTORY

2014-15 ROSTER & STATS

RECORD: 45-37
WEST: 29-23
EAST: 16-14
DIVISION: 8-8
HOME: 28-13
ROAD: 17-24
OVERTIME: 0-3

Head Coach: Monty Williams, Notre Dame
Lead Assistant Coach: Randy Ayers, Miami (Ohio)
Assistant Coaches: Dave Hanners, North Carolina; Bryan Gates, Boise State; Fred Vinson, Georgia Tech
Athletic Trainer: Duane Brooks, Florida A&M

2014-15 FINAL STATISTICS

PLAYER	G	GS	MIN	FG	FGA	PCT	3FG	3FGA	PCT	FT	FTA	PCT	OFF	DEF	TOT	AST	PF	DQ	STL	TO	BLK	PTS	AVG
Anthony Davis	68	68	2455	642	1199	.535	1	12	.083	371	461	.805	173	523	696	149	141	0	100	95	200	1656	24.4
Tyreke Evans	76	76	2690	521	1165	.447	69	227	.304	202	291	.694	82	334	416	521	198	3	100	246	37	1313	16.6
Jrue Holiday	40	37	1303	238	534	.446	51	135	.378	65	76	.855	32	103	135	274	110	1	63	91	23	592	14.8
Ryan Anderson	61	5	1675	291	729	.399	122	359	.340	129	151	.854	108	187	295	55	113	1	33	62	20	833	13.7
Eric Gordon	61	60	2018	285	694	.411	141	315	.448	107	133	.805	28	131	159	229	145	0	50	122	14	818	13.4
Norris Cole (NO)	28	2	683	112	252	.444	28	74	.378	26	35	.743	1	50	51	90	49	1	15	41	7	278	9.9
Omer Asik	76	76	1982	213	412	.517	0	0	---	131	225	.582	244	504	748	72	144	0	29	95	54	557	7.3
Quincy Pondexter (NO)	45	28	1253	140	312	.449	74	171	.433	50	66	.758	33	105	138	66	103	0	14	41	19	404	9.0
Austin Rivers	35	3	772	86	222	.387	14	50	.280	53	71	.746	12	56	68	87	65	0	18	30	7	239	6.8
Alexis Ajinca	68	8	957	181	329	.550	0	0	---	81	99	.818	104	211	315	47	151	0	21	69	51	443	6.5
Dante Cunningham	66	27	1652	155	339	.457	1	10	.100	29	47	.617	70	186	256	50	101	0	46	35	37	340	5.2
Toney Douglas	12	0	177	19	51	.373	5	18	.278	8	13	.615	2	20	22	24	20	0	11	10	4	51	4.3
Luke Babbitt	63	19	830	92	192	.479	59	115	.513	13	19	.684	12	99	111	24	63	0	17	26	11	256	4.1
Jimmer Fredette	50	0	509	63	166	.380	9	48	.188	43	45	.956	8	32	40	58	43	0	15	33	2	178	3.6
Elliott Williams (NO)	8	0	77	8	24	.333	3	11	.273	0	2	.000	0	5	5	8	11	0	2	0	0	19	2.4
Jeff Withey	37	0	259	32	64	.500	0	0	---	34	50	.680	23	41	64	11	26	0	4	12	18	98	2.6
John Salmons	21	0	270	16	48	.333	8	26	.308	2	4	.500	4	17	21	13	25	0	9	5	4	42	2.0
Nate Wolters (NO)	10	0	105	8	26	.308	0	2	.000	1	2	.500	6	12	18	11	7	0	3	10	2	17	1.7
Gal Mekel (NO)	4	0	43	3	20	.150	0	3	.000	0	0	---	0	1	1	13	1	0	2	2	0	6	1.5
Russ Smith	6	0	29	2	10	.200	1	6	.167	0	0	---	0	3	3	2	6	0	0	7	0	5	0.8
Darius Miller	5	1	43	1	7	.143	0	1	.000	0	0	---	0	1	1	2	8	0	1	1	0	2	0.4
PELICANS	**82**	**--**	**19780**	**3108**	**6795**	**.457**	**586**	**1583**	**.370**	**1345**	**1790**	**.751**	**942**	**2621**	**3563**	**1806**	**1560**	**6**	**553**	**1087**	**510**	**8147**	**99.4**
OPPONENTS	**82**	**--**	**19780**	**3108**	**6814**	**.456**	**537**	**1605**	**.335**	**1329**	**1751**	**.759**	**870**	**2537**	**3407**	**1700**	**1533**	**4**	**555**	**1003**	**475**	**8082**	**98.6**

GAME-BY-GAME

Date	H/A	W/L	Opp	NOP/Opp	Record
10/28	H	W	ORL	101-84	1-0
11/1	H	L	DAL	104-109	1-1
11/3	A	L	MEM	81-93	1-2
11/4	H	W	CHA	100-91	2-2
11/8	A	W	SAS	100-99	3-2
11/10	A	L	CLE	111-118	3-3
11/12	H	W	LAL	109-102	4-3
11/14	H	W	MIN	139-91	5-3
11/17	A	L	POR	93-102	5-4
11/18	A	W	SAC	106-100	6-4
11/21	A	L	DEN	97-117	6-5
11/22	A	W	UTA	106-94	7-5
11/25	H	L	SAC	89-99	7-6
11/28	A	L	ATL	91-100	7-7
11/29	A	L	WAS	80-83	7-8
12/2	H	W	OKC	112-104	8-8
12/4	A	L	GSW	85-112	8-9
12/6	A	L	LAC	100-120	8-10
12/7	A	W	LAL	104-87	9-10
12/9	H	W	NYK	104-93	10-10
12/10	A	L	DAL	107-112	10-11
12/12	H	W	CLE	119-114	11-11
12/14	H	L	GSW	122-128*	11-12
12/16	H	W	UTA	119-111	12-12
12/18	A	W	HOU	99-90	13-12
12/20	H	L	POR	88-114	13-13
12/21	A	W	OKC	101-99	14-13
12/23	A	L	IND	84-96	14-14
12/26	H	W	SAS	97-90	15-14
12/27	A	L	CHI	100-107	15-15
12/30	H	W	PHX	110-106	16-15
12/31	A	L	SAS	93-95*	16-16
1/2	H	W	HOU	111-83	17-16
1/5	H	L	WAS	85-92	17-17
1/7	A	L	CHA	94-98	17-18
1/9	H	W	MEM	106-95	18-18
1/12	A	L	BOS	100-108	18-19
1/14	A	W	DET	105-94	19-19
1/16	A	L	PHI	81-96	19-20
1/18	A	W	TOR	95-93	20-20
1/19	A	L	NYK	92-99	20-21
1/21	H	W	LAL	96-80	21-21
1/23	A	W	MIN	92-84	22-21
1/25	H	W	DAL	109-106	23-21
1/26	H	W	PHI	99-74	24-21
1/28	H	L	DEN	85-93	24-22
1/30	H	W	LAC	108-103	25-22
2/2	H	W	ATL	115-100	26-22
2/4	H	L	OKC	91-102	26-23
2/6	A	W	OKC	116-113	27-23
2/7	H	L	CHI	72-107	27-24
2/9	H	L	UTA	96-100	27-25
2/11	H	L	IND	93-106	27-26
2/20	A	L	ORL	84-95	27-27
2/21	A	W	MIA	105-91	28-27
2/23	H	W	TOR	100-97	29-27
2/25	H	W	BKN	102-96	30-27
2/27	H	W	MIA	104-102	31-27
3/1	A	W	DEN	99-92	32-27
3/2	A	L	DAL	93-102	32-28
3/4	H	W	DET	88-85	33-28
3/6	H	L	BOS	98-104	33-29
3/7	H	W	MEM	95-89	34-29
3/9	A	W	MIL	114-103	35-29
3/10	A	W	BKN	111-91	36-29
3/15	H	L	DEN	111-118**	36-30
3/17	H	W	MIL	85-84	37-30
3/19	A	L	PHX	72-74	37-31
3/20	A	L	GSW	96-112	37-32
3/22	A	L	LAC	100-107	37-33
3/25	H	L	HOU	93-95	37-34
3/27	H	W	SAC	102-88	38-34
3/29	H	W	MIN	110-88	39-34
4/1	A	W	LAL	113-92	40-34
4/3	A	W	SAC	101-95	41-34
4/4	A	L	POR	90-99	41-35
4/7	H	W	GSW	103-100	42-35
4/8	A	L	MEM	74-110	42-36
4/10	H	W	PHX	90-75	43-36
4/12	A	L	HOU	114-121	43-37
4/13	A	W	MIN	100-88	44-37
4/15	H	W	SAS	108-103	45-37

* - overtime

TEAM HISTORY

2013-14 ROSTER & STATS

RECORD: 34-48
WEST: 15-37
EAST: 19-11
DIVISION: 4-12
HOME: 22-19
ROAD: 12-29
OVERTIME: 5-0

Head Coach: Monty Williams, Notre Dame
Lead Assistant Coach: Randy Ayers, Miami (Ohio)
Assistant Coaches: Dave Hanners, North Carolina; Bryan Gates, Boise State; Fred Vinson, Georgia Tech
Trainer: Jon Ishop, Texas

2013-14 FINAL STATISTICS

PLAYER	G	GS	MIN	FG	FGA	PCT	3FG	3FGA	PCT	FT	FTA	PCT	OFF	DEF	TOT	AST	PF	DQ	STL	TO	BLK	PTS	AVG
Anthony Davis	67	66	2358	522	1005	.519	2	9	.222	348	440	.791	207	466	673	105	200	1	89	109	189	1394	20.8
Ryan Anderson	22	14	795	155	354	.438	67	164	.409	59	62	.952	66	76	142	17	47	0	10	20	7	436	19.8
Eric Gordon	64	64	2058	356	817	.436	101	258	.391	175	223	.785	30	135	165	208	114	2	74	134	12	988	15.4
Tyreke Evans	72	22	2028	391	897	.436	21	95	.221	239	310	.771	76	265	341	363	155	0	84	175	21	1042	14.5
Jrue Holiday	34	34	1144	203	454	.447	30	77	.390	51	63	.810	28	114	142	268	92	0	56	105	12	487	14.3
Jason Smith	31	27	831	131	282	.465	0	0	---	39	50	.780	51	130	181	29	100	3	11	28	29	301	9.7
Brian Roberts	72	42	1667	244	581	.420	64	178	.360	125	133	.940	17	119	136	234	132	2	43	95	7	677	9.4
Anthony Morrow	76	9	1426	238	520	.458	88	195	.451	72	87	.828	29	111	140	59	102	0	38	51	12	636	8.4
Austin Rivers	69	4	1339	192	474	.405	36	99	.364	110	173	.636	26	103	129	160	134	0	45	77	9	530	7.7
Al-Farouq Aminu	80	65	2046	234	494	.474	13	48	.271	91	137	.664	129	367	496	114	147	1	82	88	38	572	7.2
Luke Babbitt	27	2	474	60	154	.390	36	95	.379	14	18	.778	18	70	88	29	52	0	7	15	11	170	6.3
Alexis Ajinca	56	30	951	136	249	.546	0	1	.000	56	67	.836	94	183	277	40	187	3	23	63	46	328	5.9
James Southerland	3	0	28	5	12	.417	3	5	.600	1	2	.500	0	8	8	0	3	0	1	1	2	14	4.7
Darius Miller	45	7	723	73	166	.440	25	77	.325	29	36	.806	9	43	52	43	88	0	24	22	9	200	4.4
Jeff Withey	58	4	685	69	129	.535	0	1	.000	52	73	.712	49	101	150	26	73	0	15	20	50	190	3.3
Melvin Ely	2	0	28	3	6	.500	0	0	---	0	0	.000	0	1	1	0	5	0	0	0	1	6	3.0
Greg Stimemsa	55	20	1007	70	122	.574	0	1	.000	19	32	.594	72	154	226	36	169	3	35	44	57	159	2.9
Lou Amundson	18	0	184	16	32	.500	0	0	---	6	24	.250	28	27	55	6	49	2	9	14	11	38	2.1
Lance Thomas	5	0	43	2	9	.222	0	0	---	2	4	.500	2	5	7	3	4	0	0	2	0	6	1.2
Arinze Onuakua	3	0	26	1	4	.250	0	0	---	1	2	.500	2	5	7	3	3	0	0	1	0	3	1.0
Josh Childress	4	0	24	0	0	.000	0	0	---	0	0	---	0	3	3	2	1	0	1	1	0	0	0.0
PELICANS	**82**	**--**	**19855**	**3101**	**6761**	**.459**	**486**	**1303**	**.373**	**1489**	**1936**	**.769**	**933**	**2486**	**4040**	**1745**	**1876**	**17**	**647**	**1129**	**523**	**8177**	**99.7**
OPPONENTS	**82**	**--**	**19855**	**3055**	**6567**	**.465**	**652**	**1827**	**.357**	**1637**	**2176**	**.752**	**881**	**2538**	**4118**	**1845**	**1664**	**7**	**577**	**1185**	**504**	**8399**	**102.4**

GAME-BY-GAME

Date	H/A	W/L	Opp	NOP/Opp	Record
10/30	H	L	IND	90-95	0-1
11/1	A	L	ORL	91-110	0-2
11/2	H	W	CHA	105-84	1-2
11/5	H	L	PHX	98-104	1-3
11/6	A	W	MEM	99-84	2-3
11/8	H	W	LAL	96-85	3-3
11/10	A	L	PHX	94-101	3-4
11/12	A	L	LAL	95-116	3-5
11/13	A	L	UTA	105-111	3-6
11/16	H	W	PHI	135-98	4-6
11/20	H	W	UTA	105-98	5-6
11/22	H	W	CLE	104-100	6-6
11/25	A	L	SAS	93-112	6-7
11/26	H	L	GSW	101-102	6-8
11/29	A	W	PHI	121-105	7-8
12/1	A	W	NYK	103-99	8-8
12/2	A	W	CHI	131-128***	9-8
12/4	H	L	DAL	97-100	9-9
12/6	H	L	OKC	95-109	9-10
12/11	H	W	DET	111-106*	10-10
12/13	H	W	MEM	104-98	11-10
12/15	A	L	DEN	93-102	11-11
12/17	A	L	GSW	93-104	11-12
12/18	A	L	LAC	95-108	11-13
12/21	A	L	POR	107-110	11-14
12/23	A	W	SAC	113-100	12-14
12/27	H	W	DEN	105-89	13-14
12/28	A	L	HOU	98-107	13-15
12/30	H	W	POR	110-108	14-15
1/1	A	L	MIN	112-124	14-16
1/3	A	W	BOS	95-92	15-16
1/4	A	L	IND	82-99	15-17
1/7	A	L	MIA	88-107	15-18
1/8	H	L	WAS	96-102	15-19
1/10	H	L	DAL	90-107	15-20
1/11	A	L	DAL	107-110	15-21
1/13	H	L	SAS	95-101	15-22
1/15	H	L	HOU	100-103	15-23
1/18	H	L	GSW	87-97	15-24
1/20	A	W	MEM	95-92	16-24
1/21	H	L	SAC	97-114	16-25
1/24	A	W	DET	103-102	17-25
1/26	H	W	ORL	100-92	18-25
1/28	A	W	CLE	100-89	19-25
1/29	A	L	MIN	77-88	19-26
2/1	H	W	CHI	88-79	20-26
2/3	H	L	SAS	95-102	20-27
2/5	H	W	ATL	105-100	21-27
2/7	H	W	MIN	98-91	22-27
2/9	A	L	BKN	81-93	22-28
2/10	A	L	TOR	101-107	22-29
2/12	A	W	MIL	102-98	23-29
2/19	H	L	NYK	91-98	23-30
2/21	A	L	CHA	87-90	23-31
2/22	A	L	WAS	93-94	23-32
2/24	H	L	LAC	110-123	23-33
2/26	A	L	DAL	89-108	23-34
2/28	A	L	PHX	104-116	23-35
3/1	A	L	LAC	76-108	23-36
3/3	A	L	SAC	89-96	23-37
3/4	A	W	LAL	132-125	24-37
3/7	H	W	MIL	112-104	25-37
3/9	H	W	DEN	111-107*	26-37
3/12	H	L	MEM	88-90	26-38
3/14	H	L	POR	103-111	26-39
3/16	H	W	BOS	121-120*	27-39
3/19	H	L	TOR	100-107	27-40
3/21	A	W	ATL	111-105	28-40
3/22	H	W	MIA	105-95	
29-40					
3/24	H	W	BKN	109-104*	30-40
3/26	H	W	LAC	98-96	31-40
3/28	H	W	UTA	102-95	32-40
3/29	A	L	SAS	80-96	32-41
3/31	H	L	SAC	97-102	32-42
4/2	A	L	DEN	107-137	32-43
4/4	A	L	UTA	96-100	32-44
4/6	A	L	POR	94-100	32-45
4/9	H	L	PHX	88-94	32-46
4/11	A	L	OKC	94-116	32-47
4/12	A	L	HOU	104-111	32-48
4/14	H	W	OKC	101-89	33-48
4/16	H	W	HOU	105-100	34-48

* - overtime

TEAM HISTORY

2012-13 ROSTER & STATS

RECORD: 27-55
WEST: 15-37
EAST: 12-18
DIVISION: 3-11
HOME: 16-25
ROAD: 11-30
OVERTIME: 1-3

Head Coach: Monty Williams, Notre Dame
Lead Assistant Coach: Randy Ayers, Miami (Ohio)
Assistant Coaches: Dave Hanners, North Carolina; Bryan Gates, Boise State; Fred Vinson, Georgia Tech
Trainer: Jon Ishop, Texas

2012-13 FINAL STATISTICS

PLAYER	G	GS	MIN	FG	FGA	PCT	3FG	3FGA	PCT	FT	FTA	PCT	OFF	DEF	TOT	AST	PF	DQ	STL	TO	BLK	PTS	AVG
Eric Gordon	42	40	1264	235	584	.402	56	173	.324	187	222	.842	10	67	77	137	75	1	45	117	8	713	17.0
Ryan Anderson	81	22	2503	472	1115	.423	213	557	.382	152	180	.844	191	328	519	97	179	2	42	97	31	1309	16.2
Greivis Vasquez	78	78	2685	438	1012	.433	83	243	.342	124	154	.805	43	294	337	704	190	0	66	247	6	1083	13.9
Anthony Davis	64	60	1846	349	676	.516	0	6	.000	169	225	.751	165	357	522	63	158	0	75	89	112	867	13.5
Robin Lopez	82	82	2136	384	719	.534	0	0	---	161	207	.778	226	236	462	64	167	1	32	110	128	929	11.3
Jason Smith	51	0	876	167	341	.490	0	4	.000	86	102	.843	64	122	186	34	123	0	15	55	45	420	8.2
Al-Farouq Aminu	76	71	2066	225	474	.475	4	19	.211	101	137	.737	139	446	585	103	153	0	92	116	51	555	7.3
Brian Roberts	78	5	1324	213	511	.417	59	153	.386	70	77	.909	17	80	97	219	108	0	37	71	3	555	7.1
Austin Rivers	61	26	1418	145	390	.372	28	86	.326	59	108	.546	16	93	109	127	122	0	26	74	9	377	6.2
Roger Mason	69	13	1219	132	305	.433	66	159	.415	39	43	.907	11	121	132	74	104	0	26	51	11	369	5.3
Hakim Warrick	1	0	7	1	2	.500	0	0	---	2	2	1.000	0	0	0	0	0	0	1	0	0	4	4.0
Xavier Henry	50	2	625	66	161	.410	4	11	.364	58	92	.630	21	69	90	13	72	0	16	31	5	194	3.9
Donald Sloan (NO)	3	0	6	0	0	---	0	0	---	0	0	---	0	0	0	1	0	0	0	1	0	0	0.0
Lance Thomas	59	9	646	53	106	.500	0	0	---	43	59	.729	44	71	115	17	78	0	11	14	7	149	2.5
Darius Miller	52	2	694	44	108	.407	22	56	.393	8	8	1.000	8	70	78	44	89	0	17	23	12	118	2.3
Dom McGuire	9	0	145	9	21	.429	0	0	---	1	2	.500	7	21	28	9	13	0	8	5	3	19	2.1
Henry Sims	2	0	5	2	3	.667	0	0	---	0	0	---	2	0	2	0	1	0	0	1	0	4	2.0
Lou Amundson (NO)	18	0	209	18	42	.429	0	0	---	8	16	.500	24	34	58	8	27	0	9	8	6	44	2.4
Terrel Harris (NO)	13	0	108	2	19	.105	0	7	.000	1	2	.500	0	17	17	7	14	0	2	13	3	5	0.4
NEW ORLEANS	**82**	**--**	**19780**	**2955**	**6589**	**.448**	**535**	**1474**	**.363**	**1269**	**1636**	**.776**	**988**	**2426**	**3414**	**1721**	**1673**	**4**	**520**	**1193**	**440**	**7714**	**94.1**
OPPONENTS	**82**	**--**	**19780**	**3030**	**6435**	**.471**	**632**	**1688**	**.374**	**1339**	**1764**	**.759**	**835**	**2391**	**3226**	**1915**	**1534**	**6**	**648**	**1086**	**492**	**8031**	**97.9**

GAME-BY-GAME

Date	H/A	W/L	Opp	NOH/Opp	Record
10/31	H	L	SAS	95-99	0-1
11/2	H	W	UTA	88-86	1-1
11/3	A	W	CHI	89-82	2-1
11/7	H	L	PHI	62-77	2-2
11/9	H	W	CHA	107-99	3-2
11/14	A	L	HOU	96-100	3-3
11/16	H	L	OKC	95-110	3-4
11/17	A	L	MIL	113-117	3-5
11/20	H	L	NYK	80-102	3-6
11/21	A	L	IND	107-115*	3-7
11/23	A	L	PHX	108-111*	3-8
11/25	A	L	DEN	84-102	3-9
11/26	A	W	LAC	105-98	4-9
11/28	H	L	UTA	84-96	4-10
12/1	H	L	OKC	79-100	4-11
12/3	H	W	MIL	102-81	5-11
12/5	H	L	LAL	103-87	5-12
12/7	H	L	MEM	89-96	5-13
12/8	A	L	MIA	90-106	5-14
12/11	H	L	WAS	77-70	5-15
12/12	A	L	OKC	88-92	5-16
12/14	H	L	MIN	102-113	5-17
12/16	A	L	POR	94-95	5-18
12/18	A	L	GSW	96-103	5-19
12/19	A	L	LAC	77-93	5-20
12/21	A	L	SAS	94-99	5-21
12/22	H	L	IND	75-81	5-22
12/26	A	W	ORL	97-94	6-22
12/28	H	L	TOR	97-104*	6-23
12/29	A	W	CHA	98-95	7-23
1/1	H	L	ATL	86-95	7-24
1/2	A	L	HOU	92-104	7-25
1/5	A	W	DAL	99-96*	8-25
1/7	H	W	SAS	95-88	9-25
1/9	H	W	HOU	88-79	10-25
1/11	H	W	MIN	104-92	11-25
1/13	A	L	NYK	87-100	11-26
1/15	A	W	PHI	111-99	12-26
1/16	A	W	BOS	90-78	13-26
1/19	H	L	GSW	112-116	13-27
1/21	H	W	SAC	114-105	14-27
1/23	A	L	SAS	102-106	14-28
1/25	H	L	HOU	82-100	14-29
1/27	A	W	MEM	91-83	15-29
1/29	A	L	LAL	106-11	15-30
1/30	A	L	UTA	99-104	15-31
2/1	A	L	DEN	98-113	15-32
2/2	A	L	MIN	86-115	15-33
2/6	H	W	PHX	93-84	16-33
2/8	A	W	ATL	111-100	17-33
2/10	A	L	TOR	89-102	17-34
2/11	A	W	DET	105-86	18-34
2/13	H	W	POR	99-63	19-34
2/19	H	L	CHI	87-96	19-35
2/20	A	L	CLE	100-105	19-36
2/22	H	L	DAL	100-104	19-37
2/24	H	W	SAC	110-95	20-37
2/26	H	L	BKN	97-101	20-38
2/27	A	L	OKC	74-119	20-39
3/1	H	W	DET	100-95	21-39
3/4	H	L	ORL	101-105	21-40
3/6	H	L	LAL	102-108	21-41
3/9	A	L	MEM	85-96	21-42
3/10	H	W	POR	98-96	22-42
3/12	A	L	BKN	98-108	22-43
3/15	A	L	WAS	87-96	22-44
3/17	A	L	MIN	95-97	22-45
3/18	H	L	GSW	72-93	22-46
3/20	H	W	BOS	87-86	23-46
3/22	H	W	MEM	90-83	24-46
3/25	H	W	DEN	110-86	25-46
3/27	H	L	LAC	91-105	25-47
3/29	H	L	MIA	89-108	25-48
3/31	H	W	CLE	112-92	26-48
4/3	A	L	GSW	88-98	26-49
4/5	A	L	UTA	83-95	26-50
4/7	A	W	PHX	95-92	27-50
4/9	A	L	LAL	96-104	27-51
4/10	A	L	SAC	110-121	27-52
4/12	H	L	LAC	93-96	27-53
4/14	H	L	DAL	89-107	27-54
4/17	A	L	DAL	87-99	27-55

* - overtime

TEAM HISTORY

2011-12 ROSTER & STATS

RECORD: 21-45
WEST: 14-34
EAST: 7-11
DIVISION: 3-11
HOME: 11-22
ROAD: 10-23
OVERTIME: 1-3

Head Coach: Monty Williams, Notre Dame
Lead Assistant Coach: Randy Ayers, Miami (Ohio)
Assistant Coaches: James Borrego, San Diego; Dave Hanners, North Carolina; Bryan Gates, Boise State; Fred Vinson, Georgia Tech
Trainer: Jon Ishop, Texas

2011-12 FINAL STATISTICS

PLAYER	G	GS	MIN	FG	FGA	PCT	3FG	3FGA	PCT	FT	FTA	PCT	OFF	DEF	TOT	AST	PF	DQ	STL	TO	BLK	PTS	AVG
Eric Gordon	9	9	310	63	140	.450	10	40	.250	49	65	.754	2	23	25	31	20	0	13	24	4	185	20.6
Jarrett Jack	45	39	1530	266	583	.456	39	112	.348	129	148	.872	23	153	176	285	93	0	31	106	9	700	15.6
Chris Kaman	47	33	1372	266	597	.446	0	0	--	84	107	.785	89	275	364	101	106	0	25	129	77	616	13.1
Carl Landry	41	8	999	182	362	.503	0	3	.000	147	184	.799	78	136	214	38	89	0	13	64	12	511	12.5
Marco Belinelli	66	55	1966	286	686	.417	107	284	.377	101	129	.783	19	153	172	101	115	1	48	69	5	780	11.8
Trevor Ariza	41	41	1350	168	403	.417	29	87	.333	79	102	.775	41	174	215	135	73	0	69	76	25	444	10.8
Jason Smith	40	29	947	181	348	.520	1	9	.111	33	47	.702	72	124	196	34	102	0	21	40	41	396	9.9
Emeka Okafor	27	27	781	114	214	.533	0	0	--	38	74	.514	70	143	213	24	73	0	16	37	26	266	9.9
Greivis Vasquez	66	26	1706	225	523	.430	43	135	.319	96	117	.821	23	150	173	359	126	1	60	148	8	589	8.9
Jerome Dyson	9	1	180	19	48	.396	1	8	.125	28	36	.778	2	17	19	18	19	0	11	20	2	67	7.4
Al-Farouq Aminu	66	21	1477	150	365	.411	13	47	.277	86	114	.754	95	213	308	66	136	1	59	91	34	399	6.0
Gustavo Ayon	54	24	1088	140	261	.536	0	1	.000	39	63	.619	86	179	265	74	118	2	53	46	46	319	5.9
Xavier Henry (NO)	45	0	759	90	228	.395	7	17	.412	52	85	.612	24	82	106	35	59	0	26	35	8	239	5.3
Darryl Watkins	5	0	98	7	14	.500	0	0	--	9	18	.500	8	19	27	3	14	0	5	8	4	23	4.6
DaJuan Summers	15	6	209	28	65	.431	5	16	.313	7	9	.778	8	15	23	10	31	1	7	8	0	68	4.5
Donald Sloan	3	0	41	5	14	.357	0	2	.000	2	4	.500	2	1	3	8	2	0	2	5	0	12	4.0
Lance Thomas	42	10	630	57	126	.452	0	1	.000	52	62	.839	49	77	126	12	78	0	10	24	7	166	4.0
Solomon Jones(NO)	11	1	196	23	53	.434	0	0	--	15	18	.833	21	20	41	7	31	1	5	13	6	61	5.5
Carldell Johnson	15	0	119	11	35	.314	4	15	.267	1	3	.333	1	8	9	22	11	0	8	7	0	27	1.8
Chris Johnson (NO)	7	0	82	9	18	.500	0	0	--	5	7	.714	7	15	22	1	13	0	5	8	1	23	3.3
Trey Johnson	11	0	61	8	14	.571	0	0	--	5	5	1.000	3	9	12	4	10	0	1	5	0	21	1.9
Jeff Foote	4	0	39	2	6	.333	0	0	--	0	0	--	1	5	6	0	5	0	0	2	1	4	1.0
NEW ORLEANS	**66**	**--**	**15940**	**2300**	**5103**	**.451**	**259**	**777**	**.333**	**1057**	**1397**	**.757**	**724**	**1991**	**2715**	**1368**	**1324**	**7**	**488**	**1024**	**316**	**5916**	**89.6**
OPPONENTS	**66**	**--**	**15940**	**2305**	**5188**	**.444**	**425**	**1342**	**.317**	**1129**	**1487**	**.759**	**731**	**1910**	**2641**	**1379**	**1235**	**4**	**523**	**915**	**380**	**6164**	**93.4**

GAME-BY-GAME

Date	H/A	W/L	Opp	NOH/Opp	Record
12/26	A	W	PHO	85-84	1-0
12/28	H	W	BOS	97-78	2-0
12/30	H	L	PHO	78-93	2-1
1/1	A	L	SAC	80-96	2-2
1/2	A	L	UTA	90-94	2-3
1/4	H	L	PHI	93-101	2-4
1/6	H	L	DEN	88-96	2-5
1/7	A	L	DAL	81-96	2-6
1/9	A	W	DEN	94-81	3-7
1/11	H	L	OKC	85-95	3-8
1/13	H	L	MIN	80-87	3-9
1/14	A	L	MEM	99-108	3-10
1/16	H	L	POR	77-84	3-11
1/18	H	L	MEM	87-93	3-12
1/19	A	L	HOU	88-90*	3-13
1/21	H	L	DAL	81-83	3-14
1/23	H	L	SAS	102-104	3-15
1/25	A	L	OKC	91-101	3-16
1/27	H	W	ORL	93-67	4-16
1/29	H	L	ATL	72-94	4-17
1/30	A	L	MIA	95-109	4-18
2/1	H	L	PHO	103-120	4-19
2/2	A	L	SAS	81-93	4-20
2/4	A	L	DET	87-89	4-21
2/6	H	L	SAC	92-100	4-22
2/8	H	L	CHI	67-90	4-23
2/10	H	L	POR	86-94	4-24
2/13	H	W	UTA	86-80	5-24
2/15	A	W	MIL	92-89	6-24
2/17	A	W	NYK	89-85	7-24
2/20	A	L	OKC	93-101	7-25
2/21	A	L	IND	108-117*	7-26
2/22	A	W	CLE	89-84	8-26
2/28	A	L	CHI	95-99	8-27
2/29	H	L	TOR	84-95	8-28
3/2	H	W	DAL	97-92	9-28
3/3	H	L	IND	84-102	9-29
3/5	A	L	POR	74-86	9-30
3/7	A	L	SAC	98-99	9-31
3/9	A	L	DEN	97-110	9-32
3/10	A	W	MIN	95-89	10-32
3/12	H	L	CHA	71-73	10-33
3/14	H	L	LAL	101-107*	10-34
3/15	H	L	WAS	89-99	10-35
3/17	A	W	NJN	102-94	11-35
3/21	H	L	GSW	92-101	11-36
3/22	H	W	LAC	97-90	12-36
3/24	H	L	SAS	86-89	12-37
3/26	A	L	LAC	85-97	12-38
3/28	A	W	GSW	102-87	13-38
3/29	A	L	POR	93-99	13-39
3/31	A	L	LAL	85-88	13-40
4/1	A	L	PHO	75-92	13-41
4/4	H	W	DEN	94-92	14-41
4/6	A	L	SAS	103-128	14-42
4/7	H	W	MIN	99-90	15-42
4/9	H	L	LAL	91-93	15-43
4/11	H	W	SAC	105-96	16-43
4/13	H	W	UTA	96-85	17-43
4/15	H	W	MEM	88-75	18-43
4/16	A	W	CHA	75-67	19-43
4/19	H	W	HOU	105-99*	20-43
4/22	A	L	LAC	98-107	20-44
4/24	A	W	GSW	83-81	21-44
4/26	A	L	HOU	77-84	21-45

* - overtime

BACK TO TABLE OF CONTENTS

TEAM HISTORY

2010-11 ROSTER & STATS

RECORD: 46-36
WEST: 27-25
EAST: 19-11
DIVISION: 9-7
HOME: 28-13
ROAD: 18-23
OVERTIME: 4-2

Head Coach: Monty Williams, Notre Dame
Lead Assistant Coach: Michael Malone, Loyola (MD)
Assistant Coaches: Randy Ayers, Miami (Ohio); James Borrego, San Diego; Bryan Gates, Boise State; Fred Vinson, Georgia Tech
Trainer: Jon Ishop, Texas

2010-11 FINAL STATISTICS

PLAYER	G	GS	MIN	FG	FGA	PCT	3FG	3FGA	PCT	FT	FTA	PCT	OFF	DEF	TOT	AST	PF	DQ	STL	TO	BLK	PTS	AVG
David West	70	70	2451	528	1040	.508	2	9	.222	264	327	.807	155	374	529	164	202	1	67	142	62	1322	18.9
Chris Paul	80	80	2880	430	928	.463	71	183	.388	337	384	.878	38	289	327	782	196	0	188	177	5	1268	15.8
Carl Landry (NO)	23	10	602	107	203	.527	0	1	.000	58	73	.795	38	56	94	13	71	1	10	27	12	272	11.8
Trevor Ariza	75	75	2600	303	762	.398	82	271	.303	138	197	.701	61	347	408	162	180	0	120	118	31	826	11.0
Marco Belinelli	80	69	1957	302	691	.437	134	324	.414	98	125	.784	17	134	151	92	146	0	38	77	6	836	10.4
Emeka Okafor	72	72	2287	300	524	.573	0	1	.000	145	258	.562	230	454	684	42	230	4	40	119	127	745	10.3
Willie Green	77	13	1674	270	609	.443	54	155	.348	78	100	.780	22	139	161	74	143	0	36	67	13	672	8.7
Jarrett Jack (NO)	70	2	1375	212	515	.412	29	84	.345	142	168	.845	14	117	131	183	77	0	40	76	6	595	8.5
Marcus Thornton	46	0	745	137	334	.410	35	93	.376	50	66	.758	25	106	131	43	50	0	19	37	4	359	7.8
Peja Stojakovic	6	0	89	14	33	.424	11	25	.440	6	7	.875	0	6	6	6	2	0	2	4	0	45	7.5
Jerryd Bayless	11	0	149	17	49	.347	3	14	.214	13	17	.765	2	13	15	28	16	0	2	17	1	50	4.5
Jason Smith	77	6	1102	136	307	.443	0	2	.000	59	70	.843	89	152	241	36	150	0	26	53	32	331	4.3
Aaron Gray	41	6	531	56	99	.566	0	0	--	17	34	.500	59	112	171	16	96	2	11	32	12	129	3.1
Quincy Pondexter	66	6	734	73	180	.406	18	50	.360	24	34	.706	23	65	88	28	63	0	17	16	10	188	2.8
David Andersen (NO)	29	0	223	33	74	.446	5	13	.385	7	15	.467	12	38	50	6	29	0	2	14	6	78	2.7
Didier Ilunga-Mbenga	41	0	330	23	49	.469	0	0	--	13	18	.722	35	51	86	6	52	0	6	21	27	59	1.4
Sasha Pavlovic	4	1	50	2	11	.182	0	5	.000	0	0	--	0	6	6	6	4	0	0	1	4	4	1.0
Patrick Ewing Jr.	7	0	19	0	5	.000	0	2	.000	3	4	.750	1	1	2	2	1	0	0	1	1	3	0.4
Pops Mensah-Bonsu	7	0	35	1	3	.333	0	0	--	0	0	--	3	8	11	2	11	0	0	2	0	2	0.3
NEW ORLEANS	**82**	**--**	**19830**	**2944**	**6416**	**.459**	**444**	**1232**	**.360**	**1452**	**1897**	**.765**	**824**	**2468**	**3914**	**1691**	**1719**	**8**	**624**	**1069**	**359**	**7784**	**94.9**
OPPONENTS	**82**	**--**	**19830**	**2882**	**6306**	**.457**	**557**	**1562**	**.357**	**1390**	**1805**	**.770**	**769**	**2457**	**3842**	**1739**	**1674**	**5**	**497**	**1192**	**396**	**7711**	**94.0**

GAME-BY-GAME

Date	H/A	W/L	Opp	NOH/Opp	Record
10/27	H	W	MIL	95-91	1-0
10/29	H	W	DEN	101-95	2-0
10/30	A	W	SAS	99-90	3-0
11/3	A	W	HOU	107-99	4-0
11/05	H	W	MIA	96-93	5-0
11/6	A	W	MIL	87-81	6-0
11/9	H	W	LAC	101-82	7-0
11/13	H	W	POR	107-87	8-0
11/15	A	L	DAL	95-98	8-1
11/17	H	W	DAL	99-97	9-1
11/19	H	W	CLE	108-101	10-1
11/21	A	W	SAC	75-71	11-1
11/22	A	L	LAC	99-95	11-2
11/24	A	L	UTA	87-105	11-3
11/26	A	W	POR	97-78	12-3
11/28	H	L	SAS	95-109	12-4
11/29	A	L	OKC	89-95	12-5
12/1	H	W	CHA	89-73	13-5
12/3	H	L	NYK	92-100	13-6
12/5	A	L	SAS	84-109	13-7
12/8	H	W	DET	93-74	14-7
12/10	H	L	OKC	92-97	14-8
12/12	A	L	PHI	70-88	14-9
12/13	A	L	MIA	96-84	14-10
12/15	H	W	SAC	94-91	15-10
12/17	H	W	UTH	100-71	16-10
12/19	A	L	DET	108-111	16-11
12/20	A	L	IND	93-94	16-12
12/22	H	W	NJN	105-91	17-12
12/26	H	W	ATL	93-86	18-12
12/27	A	L	MIN	98-113	18-13
12/29	H	L	LAL	88-103*	18-14
12/31	A	W	BOS	83-81	19-14
1/1	A	W	WAS	92-81	20-14
1/3	H	W	PHI	84-77	21-14
1/5	H	L	GSW	103-110	21-15
1/7	A	L	LAC	101-97	21-16
1/9	A	W	DEN	96-87	22-16
1/12	H	W	ORL	92-89	23-16
1/14	A	W	HOU	110-105*	24-16
1/15	A	W	CHA	88-81	25-16
1/17	H	W	TOR	85-81	26-16
1/19	H	W	MEM	103-102*	27-16
1/21	A	W	ATL	100-59*	28-16
1/22	H	W	SAS	96-72	29-16
1/24	H	W	OKC	91-89	30-16
1/26	A	W	GSW	112-103	31-16
1/29	A	L	SAC	96-102	31-17
1/30	A	L	PHO	102-104	31-18
2/1	H	W	WAS	97-89	32-18
2/2	A	L	OKC	93-104	32-19
2/5	H	L	LAL	95-101	32-20
2/7	H	L	MIN	92-104	32-21
2/9	A	L	NJN	101-103*	32-22
2/11	A	W	ORL	99-93	33-22
2/12	H	L	CHI	88-97	33-23
2/15	A	L	GSW	89-102	33-24
2/16	A	L	POR	96-103	33-25
2/23	H	W	LAC	98-87	34-25
2/25	A	W	MIN	95-81	35-25
2/27	H	L	HOU	89-91	35-26
3/1	A	L	TOR	90-96	35-27
3/2	A	L	NYK	88-107	35-28
3/4	A	W	MEM	98-91	36-28
3/6	A	W	CLE	96-81	37-28
3/7	A	L	CHI	77-85	37-29
3/9	H	W	DAL	93-92	38-29
3/12	H	W	SAC	115-103	39-29
3/14	H	L	DEN	103-114	39-30
3/16	H	W	PHO	100-95	40-30
3/19	H	L	BOS	85-89	40-31
3/24	A	W	UTH	121-117*	41-31
3/25	A	W	PHO	106-100	42-31
3/27	A	L	LAL	84-102	42-32
3/30	H	W	POR	95-91	43-32
4/1	H	L	MEM	81-93	43-33
4/3	H	W	IND	108-96	44-33
4/6	H	W	HOU	101-93	45-33
4/8	H	W	PHO	109-97	46-33
4/10	A	L	MEM	89-111	46-34
4/11	H	L	UTH	78-90	46-35
4/13	A	L	DAL	89-121	46-36

* - overtime

TEAM HISTORY

2009-10 ROSTER & STATS

RECORD: 37-45
WEST: 26-26
EAST: 11-19
DIVISION: 7-9
HOME: 24-17
ROAD: 13-28
OVERTIME: 3-3

Head Coach: Jeff Bower, St. Francis College (PA)
Assistant Coaches: Paul Pressey, Tulsa; Charlie Parker, Findlay (Ohio); Rob Werdann, St. John's; Robert Pack, Southern California
Trainer: Terry Kofler, Xavier

2009-10 FINAL STATISTICS

PLAYER	G	GS	MIN	FG	FGA	PCT	3FG	3FGA	PCT	FT	FTA	PCT	OFF	DEF	TOT	AST	PF	DQ	STL	TO	BLK	PTS	AVG
David West	81	81	2949	619	1226	.505	7	27	.259	296	342	.865	164	441	605	239	233	0	76	173	60	1541	19.0
Chris Paul	45	45	1712	314	637	.493	52	127	.409	161	190	.847	20	171	191	480	118	2	96	112	8	841	18.7
Marcus Thornton	73	17	1872	398	883	.451	117	313	.374	144	177	.814	72	139	211	114	127	0	58	76	11	1057	14.5
Peja Stojakovic	62	55	1947	278	688	.404	132	352	.375	96	107	.897	39	188	227	92	83	0	48	56	5	784	12.6
Darren Collison	76	37	2109	376	789	.477	46	115	.400	148	174	.851	41	151	192	432	92	0	78	202	4	946	12.4
Emeka Okafor	82	82	2370	348	656	.530	0	0	--	154	274	.562	251	491	742	55	218	1	54	111	127	850	10.4
Devin Brown	39	37	967	128	325	.394	54	147	.367	69	86	.802	27	82	109	58	62	0	30	57	5	379	9.7
Darius Songaila	75	1	1410	241	488	.494	1	6	.167	60	74	.811	59	173	232	70	206	1	62	81	14	543	7.2
Morris Peterson	46	39	973	116	301	.385	62	171	.363	33	54	.611	17	109	126	41	81	0	25	27	5	327	7.1
Bobby Brown	22	0	328	60	152	.395	17	66	.258	8	8	1.000	1	17	18	46	28	0	9	24	1	145	6.6
James Posey	77	2	1731	126	345	.365	81	242	.335	66	80	.825	32	297	329	117	204	1	42	51	19	399	5.2
Julian Wright	68	14	871	116	232	.500	2	6	.333	25	41	.610	58	86	144	41	45	0	29	44	18	259	3.8
Aaron Gray (NO)	24	0	261	34	61	.557	0	0	--	18	21	.857	40	50	90	20	44	0	9	17	11	86	3.6
Hilton Armstrong	18	0	239	19	50	.380	0	0	--	13	28	.464	17	44	61	16	44	1	8	13	8	51	2.8
Sean Marks	14	0	75	4	8	.500	0	0	--	2	5	.400	14	9	23	2	17	0	0	2	3	10	0.7
Jason Hart (NO)	4	0	17	1	1	1.000	0	0	--	0	0	--	0	2	2	5	4	0	1	3	1	2	0.5
NEW ORLEANS	**82**	**--**	**19830**	**3178**	**6842**	**.464**	**571**	**1572**	**.363**	**1293**	**1661**	**.778**	**852**	**2450**	**3302**	**1828**	**1606**	**6**	**625**	**1103**	**300**	**8220**	**100.2**
OPPONENTS	**82**	**--**	**19830**	**3250**	**6730**	**.483**	**539**	**1517**	**.355**	**1383**	**1841**	**.751**	**870**	**2586**	**3456**	**1925**	**1597**	**10**	**574**	**1177**	**367**	**8422**	**102.7**

GAME-BY-GAME

Date	H/A	W/L	Opp	NOH/Opp	Record
10/28	A	L	SAS	96-113	0-1
10/30	H	W	SAC	97-92	1-1
11/1	A	L	BOS	87-97	1-2
11/2	A	L	NYK	111-117	1-3
11/4	H	W	DAL	114-107*	2-3
11/6	H	L	TOR	90-107	2-4
11/8	A	L	LAL	88-104	2-5
11/9	A	W	LAC	112-84	3-5
11/11	A	L	PHO	104-124	3-6
11/13	H	L	POR	78-86	3-7
11/14	A	L	ATL	98-121	3-8
11/17	H	W	LAC	110-102	4-8
11/19	H	W	PHO	110-103	5-8
11/21	H	W	ATL	96-88	6-8
11/22	A	L	MIA	101-102	6-9
11/25	H	W	MIL	102-99*	7-9
11/29	A	L	SAC	96-112	7-10
12/1	A	L	LAL	99-110	7-11
12/4	H	W	MIN	98-89	8-11
12/8	H	W	SAC	96-94	9-11
12/9	A	W	MIN	97-96	10-11
12/11	H	L	NYK	96-113	10-12
12/14	A	L	DAL	90-94	10-13
12/16	H	W	DET	95-87	11-13
12/18	H	W	DEN	98-92	12-13
12/20	A	L	TOR	92-98	12-14
12/23	H	W	GSW	108-102	13-14
12/26	A	L	CHI	85-96	13-15
12/29	A	L	HOU	100-108	13-16
12/30	H	W	MIA	95-91	14-16
1/2	H	W	HOU	99-95	15-16
1/4	A	W	UTA	91-87	16-16
1/6	A	W	OKC	97-92	17-16
1/8	H	W	NJN	103-99	18-16
1/10	A	W	WAS	115-110	19-16
1/11	A	L	PHI	92-96	19-17
1/13	H	W	LAC	108-94	20-17
1/15	A	L	DET	104-110*	20-18
1/16	A	W	IND	101-96	21-18
1/18	H	L	SAS	90-97	21-19
1/20	H	W	MEM	113-111	22-19
1/22	A	W	MIN	96-94	23-19
1/23	A	L	DEN	110-116*	23-20
1/25	A	W	POR	98-97	24-20
1/27	A	W	GSW	123-110	25-20
1/29	H	L	CHI	106-108*	25-21
1/30	A	W	MEM	109-102*	26-21
2/1	H	L	PHO	100-109	26-22
2/3	H	L	OKC	99-103	26-23
2/5	H	L	PHI	94-101	26-24
2/6	A	W	CHA	104-99	27-24
2/8	A	L	ORL	117-123	27-25
2/10	H	W	BOS	93-85	28-25
2/17	H	L	UTA	90-98	28-26
2/19	H	W	IND	107-101	29-26
2/21	H	W	HOU	102-94	30-26
2/23	A	L	CLE	95-105	30-27
2/24	A	L	MIL	95-115	30-28
2/26	H	W	ORL	100-93	31-28
2/28	A	L	DAL	100-108	31-29
3/1	H	L	SAS	92-106	31-30
3/3	H	L	MEM	100-104	31-31
3/5	A	L	SAS	91-102	31-32
3/8	H	W	GSW	135-131	32-32
3/10	A	L	OKC	83-98	32-33
3/12	H	L	DEN	95-102	32-34
3/14	A	L	PHO	106-120	32-35
3/15	A	W	LAC	108-100	33-35
3/17	A	L	GSW	121-131	33-36
3/18	A	L	DEN	80-93	33-37
3/20	A	L	UTA	86-106	33-38
3/22	H	W	DAL	115-99	34-38
3/24	H	L	CLE	92-105	34-39
3/27	H	L	POR	101-112	34-40
3/29	H	W	LAL	108-100	35-40
3/31	H	L	WAS	91-96	35-41
4/2	A	L	MEM	96-107	35-42
4/3	A	L	NJN	87-115	35-43
4/7	H	L	CHA	103-104	35-44
4/9	H	L	UTA	103-114	35-45
4/11	H	W	MIN	114-86	36-45
4/14	A	W	HOU	123-115	37-45

* - overtime

TEAM HISTORY

2008-09 ROSTER & STATS

RECORD: 49-33
WEST: 30-22
EAST: 19-11
DIVISION: 9-7
HOME: 28-13
ROAD: 21-20
OVERTIME: 1-2

Head Coach: Byron Scott, Arizona State
Assistant Coaches: Kenny Gattison, Old Dominion; Paul Pressey, Tulsa; Charlie Parker, Findlay
Trainer: Terry Kofler, Xavier

2008-09 FINAL STATISTICS

PLAYER	G	GS	MIN	FG	FGA	PCT	3FG	3FGA	PCT	FT	FTA	PCT	OFF	DEF	TOT	AST	PF	DQ	STL	TO	BLK	PTS	AVG
Chris Paul	78	78	3002	631	1255	.503	64	176	.364	455	524	.868	69	363	432	861	212	1	216	231	10	1781	22.8
David West	76	76	2982	610	1292	.472	6	25	.240	367	415	.884	160	486	646	173	207	1	49	163	68	1593	21.0
Peja Stojakovic	61	59	2089	287	719	.399	145	384	.378	93	104	.894	44	220	264	75	101	1	52	51	3	812	13.3
Rasual Butler	82	74	2614	348	803	.433	140	359	.390	86	110	.782	49	222	271	75	159	1	51	59	61	922	11.2
James Posey	75	0	2140	216	524	.412	116	314	.369	120	146	.822	38	324	362	82	216	1	58	79	21	668	8.9
Tyson Chandler	45	45	1445	160	283	.565	0	0	--	77	133	.579	163	230	393	22	144	2	15	70	56	397	8.8
Devin Brown	63	5	869	111	313	.355	28	97	.289	78	100	.780	31	88	119	54	81	1	32	54	5	328	5.2
Hilton Armstrong	70	29	1092	138	246	.561	0	2	.000	62	98	.633	81	114	195	29	181	1	26	80	45	338	4.8
Morris Peterson	43	9	515	73	183	.399	33	85	.388	12	19	.632	13	71	84	16	51	0	15	15	2	191	4.4
Julian Wright	54	19	772	109	234	.466	2	21	.095	17	30	.567	46	106	152	43	49	0	35	43	19	237	4.4
Antonio Daniels (NO)	61	4	733	81	191	.424	17	49	.347	55	67	.821	5	50	55	130	41	0	19	49	1	234	3.8
Sean Marks	60	5	838	80	165	.485	2	10	.200	30	44	.682	62	125	187	14	121	0	7	35	33	192	3.2
Melvin Ely	31	4	373	37	95	.389	0	0	--	23	36	.639	30	34	64	18	58	0	2	23	9	97	3.1
Ryan Bowen	21	3	219	22	38	.579	0	0	--	3	5	.600	10	14	24	9	37	0	14	5	5	47	2.2
NEW ORLEANS	**82**	**--**	**19755**	**2911**	**6366**	**.457**	**556**	**1526**	**.364**	**1479**	**1833**	**.807**	**802**	**2453**	**3255**	**1609**	**1665**	**9**	**593**	**1029**	**338**	**7857**	**95.8**
OPPONENTS	**82**	**--**	**19755**	**2851**	**6329**	**.450**	**575**	**1625**	**.354**	**1453**	**1879**	**.773**	**822**	**2459**	**3281**	**1649**	**1675**	**9**	**476**	**1089**	**290**	**7730**	**94.3**

GAME-BY-GAME

Date	H/A	W/L	Opp	NOH/Opp	Record
10/29	A	W	GSW	108-103	1-0
10/30	A	W	PHO	108-95	2-0
11/1	H	W	CLE	104-92	3-0
11/5	H	L	ATL	79-87	3-1
11/7	A	L	CHA	89-92	3-2
11/8	H	W	MIA	100-89	4-2
11/12	H	L	LAL	86-93	4-3
11/14	H	W	POR	88-82	5-3
11/15	A	L	HOU	86-91	5-4
11/19	H	L	SAC	96-105	5-5
11/21	A	W	OKC	105-80	6-5
11/22	H	W	OKC	109-97	7-5
11/24	A	W	LAC	99-87	8-5
11/27	A	W	DEN	105-101	9-5
11/28	A	L	POR	86-101	9-6
12/3	H	W	PHO	104-91	10-6
12/6	H	W	MEM	106-87	11-6
12/10	H	W	CHA	105-89	12-6
12/12	A	L	BOS	82-94	12-7
12/14	A	W	TOR	99-91	13-7
12/16	A	W	MEM	91-84	14-7
12/17	H	W	SAS	90-83	15-7
12/20	H	w	SAC	99-90	16-7
12/23	H	L	LAL	87-100	16-8
12/25	A	L	ORL	68-88	16-9
12/26	H	W	HOU	88-79	17-9
12/28	A	W	IND	105-103	18-9
12/30	H	W	WAS	97-85	19-9
1/2	A	W	POR	92-77	20-9
1/3	A	L	DEN	100-105	20-10
1/6	A	W	LAL	116-105	21-10
1/7	A	L	UTA	90-116	21-11
1/9	H	W	LAC	107-80	22-11
1/12	H	L	NYK	95-101	22-12
1/14	A	W	DAL	104-97	23-12
1/16	A	L	CLE	78-92	23-13
1/17	A	W	DET	91-85	24-13
1/19	H	W	IND	103-100	25-13
1/21	H	W	NJN	102-92	26-13
1/23	A	L	MIN	108-116	26-14
1/26	H	W	PHI	101-86	27-14
1/28	H	W	DEN	94-81	28-14
1/30	H	L	GSW	87-91	28-15
1/31	A	L	SAS	93-106	28-16
2/2	H	L	POR	89-97	28-17
2/4	H	L	CHI	93-107	28-18
2/6	H	W	TOR	101-92	29-18
2/8	H	W	MIN	101-97	30-18
2/9	A	L	MEM	80-85	30-19
2/11	H	L	BOS	77-89	30-20
2/17	A	W	OKC	100-98	31-20
2/18	H	W	ORL	117-85	32-20
2/20	A	L	LAL	111-115*	32-21
2/21	A	L	UTA	88-102	32-22
2/23	A	W	SAC	112-105	33-22
2/25	H	W	DET	90-87	34-22
2/27	H	W	MIL	95-94	35-22
3/1	A	W	NJN	99-96	36-22
3/2	A	W	PHI	98-91	37-22
3/5	H	W	DAL	104-88	38-22
3/7	H	W	OKC	108-90	39-22
3/9	A	L	ATL	79-89	39-23
3/11	A	W	WAS	109-98	40-23
3/13	A	W	MIL	95-86	41-23
3/14	A	L	CHI	79-97	41-24
3/16	H	L	HOU	84-95	41-25
3/18	H	W	MIN	94-93	42-25
3/20	H	W	MEM	96-84	43-25
3/22	H	W	GSW	99-89	44-25
3/25	H	L	DEN	88-101	44-26
3/27	A	L	NYK	93-101	44-27
3/29	H	W	SAS	90-86	45-27
3/31	A	W	SAC	111-110	46-27
4/1	A	W	LAC	104-98	47-27
4/3	A	L	GSW	103-111	47-28
4/5	H	L	UTA	94-108	47-29
4/7	A	W	MIA	93-87*	48-29
4/8	H	L	PHO	100-105	48-30
4/10	A	L	DAL	92-100	48-31
4/12	H	W	DAL	102-92	49-31
4/13	A	L	HOU	66-86	49-32
4/15	A	L	SAS	98-105	49-33

* - overtime

TEAM HISTORY

2007-08 ROSTER & STATS

RECORD: 56-26
WEST: 34-18
EAST: 22-8
DIVISION: 10-6
HOME: 30-11
ROAD: 26-15
OVERTIME: 4-0

Head Coach: Byron Scott, Arizona State
Assistant Coaches: Darrell Walker, Arkansas; Kenny Gattison, Old Dominion; Paul Pressey, Tulsa; Charlie Parker, Findlay
Trainer: Terry Kofler, Xavier

2007-08 FINAL STATISTICS

PLAYER	G	GS	MIN	FG	FGA	PCT	3FG	3FGA	PCT	FT	FTA	PCT	OFF	DEF	TOT	AST	PF	DQ	STL	TO	BLK	PTS	AVG
Chris Paul	80	80	3006	630	1291	.488	92	249	.369	332	390	.851	62	259	321	925	185	0	217	201	4	1684	21.1
David West	76	76	2870	629	1305	.482	6	25	.240	300	353	.850	180	495	675	177	208	0	62	165	99	1564	20.6
Peja Stojakovic	77	77	2711	451	1026	.440	231	524	.441	130	140	.929	64	267	331	96	127	0	57	61	10	1263	16.4
Tyson Chandler	79	79	2783	377	605	.623	0	1	.000	175	295	.593	322	606	928	81	243	4	45	136	84	929	11.8
Bonzi Wells (NO)	22	0	438	77	157	.490	4	12	.333	35	53	.660	21	50	71	17	44	0	24	27	8	193	8.8
Jannero Pargo	80	5	1497	254	652	.390	65	186	.349	71	81	.877	26	104	130	192	123	0	50	93	5	644	8.1
Morris Peterson	76	76	1796	215	516	.417	113	287	.394	65	85	.765	36	170	206	67	125	0	47	41	7	608	8.0
Bobby Jackson	46	0	891	116	296	.392	53	144	.368	40	49	.819	23	87	110	76	59	0	32	31	3	325	7.1
Mike James (NO)	21	0	183	22	64	.344	7	23	.304	6	6	1.000	3	14	17	6	12	0	4	7	0	57	2.7
Rasual Butler	51	8	875	91	260	.350	44	133	.331	26	31	.839	16	84	100	36	66	1	15	10	21	252	4.9
Julian Wright	57	1	640	90	169	.533	10	24	.417	33	52	.635	33	84	117	40	43	0	29	34	12	223	3.9
Melvin Ely	52	1	621	85	180	.472	0	0	--	32	58	.552	28	117	145	22	79	0	7	42	18	202	3.9
Hilton Armstrong	65	3	732	67	148	.453	0	0	--	44	70	.629	65	98	163	23	130	1	15	59	34	178	2.7
Marcus Vinicius	13	0	69	9	20	.450	5	12	.417	5	11	.455	1	7	8	2	4	0	1	3	1	28	2.2
Ryan Bowen	53	4	660	49	100	.490	0	1	.000	16	29	.552	55	45	100	25	77	0	32	15	11	114	2.2
Chris Andersen	5	0	34	2	7	.286	0	0	--	2	4	.500	2	7	9	0	6	0	0	1	4	6	1.2
NEW ORLEANS	**82**	**--**	**19805**	**3164**	**6796**	**.466**	**630**	**1621**	**.389**	**1312**	**1707**	**.769**	**937**	**2494**	**3431**	**1785**	**1531**	**6**	**637**	**974**	**321**	**8270**	**100.9**
OPPONENTS	**82**	**--**	**19805**	**3038**	**6604**	**.460**	**544**	**1552**	**.351**	**1217**	**1579**	**.771**	**815**	**2533**	**3348**	**1779**	**1573**	**9**	**470**	**1136**	**331**	**7837**	**95.6**

GAME-BY-GAME

Date	H/A	W/L	Opp	NOK/Opp	Record
10/31	H	W	SAC	104-90	1-0
11/2	H	W	POR	113-93	2-0
11/4	A	W	DEN	93-88	3-0
11/6	A	W	LAL	118-104	4-0
11/7	A	L	POR	90-93	4-1
11/9	H	L	SAS	85-97	4-2
11/11	A	W	PHI	93-72	5-2
11/12	A	W	NJN	84-82	6-2
11/14	H	W	PHI	95-76	7-2
11/16	A	W	MEM	120-118*	8-2
11/17	A	W	MIN	100-82	9-2
11/19	H	L	ORL	88-95	9-3
11/21	H	L	IND	93-105	9-4
11/23	A	L	UTA	71-99	9-5
11/24	A	W	LAC	98-89	10-5
11/26	H	L	MIN	94-103	10-6
11/30	A	W	ATL	92-86	11-6
12/1	H	W	DAL	112-108*	12-6
12/5	H	L	DET	76-91	12-7
12/7	H	W	MEM	118-116*	13-7
12/9	H	W	SEA	91-88	14-7
12/12	A	L	DEN	99-105	14-8
12/14	A	L	DAL	80-89	14-9
12/15	H	W	PHO	101-98	15-9
12/17	A	L	POR	76-88	15-10
12/19	A	W	SEA	107-93	16-10
12/22	H	W	MIN	110-76	17-10
12/26	A	W	MEM	116-98	18-10
12/28	A	W	CHA	99-85	19-10
12/29	H	W	CLE	86-76	20-10
12/31	H	L	TOR	92-97	20-11
1/2	A	W	LAC	95-81	21-11
1/4	A	W	GSW	116-104	22-11
1/5	A	W	PHO	118-113	23-11
1/9	A	L	LAL	80-109	23-12
1/11	H	W	MIA	114-88	24-12
1/13	A	W	HOU	87-82	25-12
1/16	H	W	SEA	123-92	26-12
1/18	H	W	CHA	112-84	27-12
1/21	H	W	MIL	106-92	28-12
1/23	H	W	POR	96-81	29-12
1/25	H	W	LAC	111-92	30-12
1/26	A	W	SAS	102-78	31-12
1/28	H	W	DEN	117-9	32-12
1/30	H	L	GSW	103-116	32-13
2/1	A	L	SAC	103-112	32-14
2/4	A	L	UTA	88-110	32-15
2/6	A	W	PHO	132-130**	33-15
2/9	H	W	MEM	112-99	34-15
2/12	A	W	CHI	100-86	35-15
2/13	A	W	MIL	111-107	36-15
2/20	H	W	DAL	104-93	37-15
2/22	H	L	HOU	80-100	37-16
2/23	A	L	SAS	89-98	37-17
2/25	H	L	WAS	92-95	37-18
2/27	H	W	PHO	120-103	38-18
2/29	H	W	UTA	110-98	39-18
3/2	A	L	WAS	84-101	39-19
3/3	A	W	NYK	100-88	40-19
3/5	H	W	ATL	116-101	41-19
3/7	H	W	NJN	107-96	42-19
3/8	A	L	HOU	96-106	42-20
3/12	H	W	SAS	100-75	43-20
3/14	H	W	LAL	108-98	44-20
3/16	A	L	DET	84-105	44-21
3/17	H	W	CHI	108-97	45-21
3/19	H	W	HOU	90-69	46-21
3/22	H	W	BOS	113-106	47-21
3/25	A	W	IND	114-106	48-21
3/26	A	W	CLE	100-99	49-21
3/28	A	L	BOS	92-112	49-22
3/30	A	W	TOR	118-111	50-22
4/1	A	W	ORL	98-97	51-22
4/2	A	W	MIA	106-77	52-22
4/4	H	W	NYK	118-110	53-22
4/6	H	W	GSW	108-96	54-22
4/8	H	L	UTA	66-77	54-23
4/9	A	W	MIN	122-90	55-23
4/11	A	L	LAL	104-107	55-24
4/12	A	L	SAC	91-94	55-25
4/15	H	W	LAC	114-92	56-25
4/16	A	L	DAL	98-111	56-26

* - overtime

TEAM HISTORY

2006-07 ROSTER & STATS

RECORD: 39-43
WEST: 23-29
EAST: 16-14
DIVISION: 6-10
HOME: 24-17
ROAD: 15-26
OVERTIME: 7-0

Head Coach: Byron Scott, Arizona State
Assistant Coaches: Darrell Walker, Arkansas; Kenny Gattison, Old Dominion; David Miller, Springfield College
Trainer: Terry Kofler, Xavier

2006-07 FINAL STATISTICS

PLAYER	G	GS	MIN	FG	FGA	PCT	3FG	3FGA	PCT	FT	FTA	PCT	OFF	DEF	TOT	AST	PF	DQ	STL	TO	BLK	PTS	AVG
David West	52	52	1900	377	792	.476	8	25	.320	187	227	.824	126	298	424	114	143	2	42	98	38	949	18.3
Peja Stojakovic	13	13	425	83	196	.423	34	84	.405	31	38	.816	11	43	54	11	29	0	8	19	4	231	17.8
Chris Paul	64	64	2353	381	871	.437	50	143	.350	292	357	.818	54	226	280	569	154	0	118	161	3	1104	17.3
Desmond Mason	75	75	2575	407	900	.452	0	0	--	214	323	.663	124	221	345	115	174	1	52	192	22	1028	13.7
Devin Brown	58	49	1662	233	555	.420	81	227	.357	123	155	.794	55	196	251	149	139	0	44	91	9	670	11.6
Bobby Jackson	56	2	1330	204	518	.394	54	165	.327	130	168	.774	42	136	178	141	98	0	50	78	6	592	10.6
Rasual Butler	81	38	2223	314	788	.398	134	363	.369	56	87	.644	42	214	256	63	148	0	40	67	54	818	10.1
Tyson Chandler	73	73	2525	292	468	.624	0	1	.000	106	201	.527	320	584	904	66	244	5	37	126	129	690	9.5
Jannero Pargo	82	7	1710	283	692	.409	81	209	.388	104	122	.852	20	160	180	203	121	0	53	122	4	751	9.2
Marc Jackson	56	25	1025	159	388	.410	0	1	.000	90	103	.874	62	130	192	58	89	0	21	65	7	408	7.3
Linton Johnson III	54	0	720	93	190	.489	10	30	.333	30	37	.811	52	111	163	18	101	0	33	27	18	226	4.2
Hilton Armstrong	56	5	634	68	125	.544	0	0	--	40	67	.597	58	91	149	10	79	0	12	35	26	176	3.1
Cedric Simmons	43	4	534	55	132	.417	0	0	--	16	33	.485	44	63	107	12	75	0	8	22	23	126	2.9
Brandon Bass	21	3	162	15	44	.341	0	1	.000	12	16	.750	13	30	43	3	16	0	2	10	3	42	2.0
Marcus Vinicius	13	0	103	7	15	.467	3	7	.429	5	7	.714	2	9	11	5	10	0	2	6	1	22	1.7
NEW ORLEANS	**82**	**--**	**19880**	**2971**	**6674**	**.445**	**455**	**1256**	**.362**	**1436**	**1941**	**.740**	**1025**	**2512**	**3537**	**1537**	**1620**	**8**	**522**	**1187**	**347**	**7833**	**95.5**
OPPONENTS	**82**	**--**	**19880**	**3004**	**6579**	**.457**	**559**	**1575**	**.355**	**1395**	**1839**	**.759**	**853**	**2493**	**3346**	**1703**	**1733**	**8**	**554**	**1119**	**392**	**7962**	**97.1**

GAME-BY-GAME

Date	H/A	W/L	Opp	NOK/Opp	Record
11/1	A	W	BOS	91-87	1-0
11/3	A	W	IND	100-91	2-0
11/5	H	W	HOU	96-90	3-0
11/7	H	W	GSW	97-93	4-0
11/9	A	L	GSW	116-121	4-1
11/10	A	L	POR	91-92	4-2
11/12	A	L	LAC	76-92	4-3
11/14	H	W	CHA	94-85	5-3
11/15	A	W	DET	100-99	6-3
11/18	A	W	MIN	99-96	7-3
11/21	H	W	MIA	101-86	8-3
11/22	A	L	PHX	83-92	8-4
11/24	H	L	MIN	79-86	8-5
11/25	A	L	DAL	73-85	8-6
11/28	H	L	TOR	77-94	8-7
12/1	H	L	CHI	108-111	8-8
12/6	A	W	LAL	105-89	9-8
12/8	A	L	SEA	74-94	9-9
12/9	A	L	GSW	80-101	9-10
12/11	H	W	CLE	95-89	10-10
12/14	H	L	SAS	77-103	10-11
12/16	H	L	DAL	79-90	10-12
12/18	A	L	MIA	99-101	10-13
12/20	A	L	ORL	83-86	10-14
12/22	H	W	MEM	100-97*	11-14
12/23	H	L	SAS	77-112	11-15
12/26	A	L	SEA	94-102	11-1
12/27	A	L	POR	85-100	11-17
12/29	H	W	DEN	99-89	12-17
12/30	A	L	DAL	80-94	12-18
1/2	H	L	GSW	89-97	12-19
1/4	H	L	DET	68-92	12-20
1/6	H	L	IND	93-100	12-21
1/8	H	L	LAC	90-100	12-22
1/10	A	W	ATL	96-77	13-22
1/12	H	W	WAS	104-97	14-22
1/16	H	W	ORL	84-78*	15-22
1/19	A	L	SAS	86-99	15-23
1/20	H	W	LAL	113-103	16-23
1/23	A	L	PHI	96-102	16-24
1/24	A	L	TOR	88-90	16-25
1/26	H	W	SAC	88-84	17-25
1/27	H	W	UTA	94-83	18-25
1/29	H	W	POR	103-91	19-25
1/31	H	L	PHI	78-89	19-26
2/2	H	W	MIN	90-83	20-26
2/3	A	W	HOU	87-74	21-26
2/5	A	L	SAC	99-105	21-27
2/7	A	W	DEN	114-112*	22-27
2/8	H	W	MIL	109-101**	23-27
2/10	H	W	MEM	104-99	24-27
2/13	A	L	MEM	110-108	24-28
2/14	H	W	SAC	100-93	25-28
2/20	A	L	CHA	111-104	25-29
2/21	A	W	NJN	98-107	26-29
2/23	H	W	SEA	89-97	27-29
2/27	A	L	CLE	107-97	27-30
2/28	H	W	ATL	107-100	28-30
3/2	A	L	CHI	93-104	28-31
3/4	H	L	UTA	94-108	28-32
3/6	A	L	DEN	91-106	28-33
3/9	A	L	PHX	103-104	28-34
3/10	A	L	UTA	86-96	28-35
3/13	H	L	NJN	108-112	28-36
3/16	A	W	NYK	92-90	29-36
3/17	A	L	WAS	103-125	29-37
3/19	H	W	BOS	106-88	30-37
3/20	A	W	MEM	114-103	31-37
3/23	H	L	LAL	105-111	31-38
3/25	H	W	HOU	106-94	32-38
3/27	H	L	DAL	89-105	32-39
3/28	A	L	SAS	88-92	32-40
3/31	H	W	NYK	103-94*	33-40
4/3	A	W	MIL	119-101	34-40
4/4	H	W	SEA	101-92*	35-40
4/6	H	L	PHX	95-103	35-41
4/7	A	W	MIN	96-94	36-41
4/10	H	W	LAC	103-100*	37-41
4/13	H	L	DEN	105-107	37-42
4/14	A	L	HOU	112-123	37-43
4/16	A	W	SAC	125-118	38-43
4/18	A	W	LAC	86-83	39-43

* - overtime

TEAM HISTORY

2005-06 ROSTER & STATS

RECORD: 38-44
WEST: 25-27
EAST: 13-17
DIVISION: 7-9
HOME: 24-17
ROAD: 14-27
OVERTIME: 2-2

Head Coach: Byron Scott, Arizona State
Assistant Coaches: Jim Cleamons, Ohio State; Darrell Walker, Arkansas; Kenny Gattison, Old Dominion; David Miller, Springfield College
Trainer: Terry Kofler, Xavier

2005-06 FINAL STATISTICS

PLAYER	G	GS	MIN	FG	FGA	PCT	3FG	3FGA	PCT	FT	FTA	PCT	OFF	DEF	TOT	AST	PF	DQ	STL	TO	BLK	PTS	AVG
David West	74	74	2526	530	1036	.512	3	11	.273	199	236	.843	168	380	548	92	114	1	61	105	64	1262	17.1
Chris Paul	78	78	2808	407	947	.430	50	177	.282	394	465	.847	61	339	400	611	218	0	175	183	6	1258	16.1
Speedy Claxton	71	3	2019	304	736	.413	17	63	.270	246	320	.469	39	154	193	339	177	1	108	154	6	871	12.3
Desmond Mason	70	55	2102	275	690	.399	1	6	.167	206	302	.682	64	234	298	66	136	1	42	113	17	757	10.8
PJ Brown	75	73	2380	269	583	.461	0	0	--	139	168	.827	182	365	547	90	216	2	46	90	50	677	9.0
Rasual Butler	79	20	1875	257	633	.406	92	242	.380	79	114	.693	51	181	232	40	142	0	33	65	45	685	8.7
Kirk Snyder	68	45	1310	205	453	.453	46	129	.357	86	117	.735	55	106	161	102	106	1	29	70	23	542	8.0
JR Smith	55	25	989	144	366	.393	52	140	.371	83	101	.822	19	91	110	58	90	0	37	54	4	423	7.7
Marcus Fizer	3	0	39	9	17	.529	1	1	1.000	1	2	.500	1	6	7	1	5	0	0	2	0	20	6.7
Marc Jackson(NOK)	27	10	594	108	221	.489	1	2	.500	28	34	.824	56	72	128	22	56	1	8	37	2	245	9.1
Bostjan Nachbar	25	13	405	42	124	.339	17	57	.298	25	36	.694	4	45	49	22	52	0	13	20	5	126	5.0
Chris Andersen	32	2	570	56	98	.571	0	0	--	49	103	.476	61	94	155	6	84	0	8	26	41	161	5.0
Aaron Williams(NOK)	34	2	692	81	157	.516	0	0	--	35	52	.673	59	107	166	16	110	0	13	25	18	197	5.8
Linton Johnson(NOK)	27	7	489	56	139	.403	13	36	.361	17	23	.739	40	75	115	12	54	2	10	24	12	142	5.3
Moochie Norris(NOK)	16	0	183	20	47	.426	4	9	.444	16	25	.640	3	17	20	21	18	0	6	17	0	60	3.8
Brandon Bass	29	1	268	28	70	.400	0	0	--	12	19	.632	18	50	68	3	18	0	3	11	7	68	2.3
Arvydas Macijauskas	19	0	135	14	41	.341	3	12	.250	13	15	.867	3	7	10	5	10	0	7	8	0	44	2.3
Jackson Vroman	41	2	406	26	66	.394	0	0	--	21	44	.477	33	53	86	11	78	2	12	21	11	73	1.8
Maciej Lampe	2	0	16	0	4	.000	0	0	--	0	0	--	1	3	4	2	2	0	0	1	0	0	0.0
NEW ORLEANS	**82**	**--**	**19805**	**2831**	**6428**	**.440**	**300**	**885**	**.339**	**1649**	**2176**	**.758**	**918**	**2379**	**3297**	**1519**	**1786**	**11**	**611**	**1095**	**311**	**7611**	**92.8**
OPPONENTS	**82**	**--**	**19805**	**2883**	**6286**	**.459**	**546**	**1486**	**.367**	**1530**	**2014**	**.760**	**860**	**2498**	**3358**	**1584**	**1910**	**17**	**527**	**1197**	**432**	**7842**	**95.6**

GAME-BY-GAME

Date	H/A	W/L	Opp	NOK/Opp	Record
11/1	H	W	SAC	93-67	1-0
11/2	A	L	CLE	87-109	1-1
11/5	A	W	HOU	91-84	2-1
11/9	H	L	ORL	83-88	2-2
11/12	H	L	DAL	103-109	2-3
11/15	A	L	MIA	102-109*	2-4
11/16	H	L	DEN	81-91	2-5
11/18	H	W	ATL	95-92	3-5
11/19	A	W	ORL	98-95	4-5
11/21	A	L	PHI	91-103	4-6
11/23	H	W	MIN	84-80	5-6
11/26	A	W	SEA	105-99	6-6
11/28	A	L	GSW	83-99	6-7
11/30	A	W	DEN	102-95	7-7
12/2	H	W	PHI	88-86	8-7
12/3	A	L	DAL	88-97	8-8
12/6	A	L	MEM	73-89	8-9
12/7	H	L	BOS	87-101	8-10
12/9	A	L	POR	95-98*	8-11
12/11	A	L	SAC	100-110	8-12
12/12	A	W	PHO	91-87	9-12
12/14	H	W	LAC	102-89	10-12
12/16	H	L	PHO	88-101	10-13
12/18	H	W	SAS	89-76	11-13
12/21	A	L	MIN	69-88	11-14
12/23	A	L	MIL	94-101	11-15
12/28	H	W	HOU	92-90	12-15
12/29	A	L	SAS	84-111	12-16

Date	H/A	W/L	Opp	NOK/Opp	Record
12/31	H	L	DAL	90-95	12-17
1/2	H	W	CHA	103-86	13-17
1/4	H	W	MIA	107-92	14-17
1/6	H	W	POR	90-80	15-17
1/7	A	L	ATL	93-101	15-18
1/10	H	L	DET	89-96	15-19
1/13	H	W	SAC	90-76	16-19
1/14	A	W	HOU	86-80	17-19
1/16	A	W	CHA	107-92	18-19
1/18	H	W	MEM	87-79	19-19
1/20	A	L	WAS	99-110	19-20
1/21	A	W	NYK	109-98	20-20
1/23	A	L	BOS	78-91	20-21
1/25	H	L	SAS	68-84	20-22
1/28	A	W	MEM	95-86	21-22
1/30	H	W	MIL	94-93	22-22
2/1	H	W	CHI	100-95	23-22
2/4	H	W	LAL	106-90	24-22
2/6	A	L	NJN	91-99	24-23
2/8	H	W	SEA	109-102	25-23
2/10	H	W	NYK	111-100	26-23
2/11	A	W	MIN	100-94	27-23
2/13	H	W	WAS	97-96	28-23
2/15	H	W	POR	02-86	29-23
2/21	A	L	IND	75-97	29-24
2/22	H	L	UTA	76-82	29-25
2/25	A	W	UTA	100-95	30-25
2/26	A	W	POR	88-75	31-25

Date	H/A	W/L	Opp	NOK/Opp	Record
2/28	A	L	SEA	103-114	31-26
3/1	A	L	LAC	67-89	31-27
3/6	H	L	PHO	88-101	31-28
3/8	H	L	LAL	107-113	31-29
3/10	H	L	IND	90-92	31-30
3/12	H	L	NJN	84-95	31-31
3/14	A	L	SAS	81-96	31-32
3/18	H	L	DEN	94-109	31-33
3/21	H	W	LAC	120-108	32-33
3/23	H	L	HOU	92-93	32-34
3/24	A	L	CHI	82-96	32-35
3/26	A	L	LAL	94-105	32-36
3/27	A	L	UTA	80-104	32-37
3/29	A	W	GSW	86-85	33-27
3/31	H	W	MEM	107-102	34-37
4/2	A	W	TOR.	120-113**	35-37
4/4	A	L	DET	93-101	35-38
4/5	H	W	GSW	114-109	36-38
4/7	H	W	TOR	95-89*	37-38
4/8	A	L	DAL	77-101	37-39
4/10	H	L	CLE	101-103	37-40
4/12	H	W	SEA	104-99	38-40
4/14	H	L	UTA	104-105	38-41
4/16	A	L	SAC	79-96	38-42
4/17	A	L	PHO	78-115	38-43
4/19	A	L	LAL	95-115	38-44

* - overtime

TEAM HISTORY

2004-05 ROSTER & STATS

RECORD: 18-64
WEST: 10-42
EAST: 8-22
DIVISION: 2-14
HOME: 11-30
ROAD: 7-34
OVERTIME: 2-6

Head Coach: Byron Scott, Arizona State
Assistant Coaches: Jim Cleamons, Ohio State; Darrell Walker, Arkansas; Kenny Gattison, Old Dominion
Trainer: Terry Kofler, Xavier

2004-05 FINAL STATISTICS

PLAYER	G	GS	MIN	FG	FGA	PCT	3FG	3FGA	PCT	FT	FTA	PCT	OFF	DEF	TOT	AST	PF	DQ	STL	TO	BLK	PTS	AVG
Baron Davis	18	13	593	111	303	.366	44	137	.321	74	96	.771	16	51	67	129	52	0	31	38	4	340	18.9
Lee Nailon	68	51	2017	415	869	.478	0	2	.000	133	165	.806	128	170	298	109	190	1	36	110	16	963	14.2
David Wesley	26	26	934	133	342	.389	28	80	.350	67	76	.882	12	73	85	109	65	0	35	54	1	361	13.9
Dan Dickau(NO)	67	46	2074	305	748	.408	84	242	.347	188	225	.836	34	45	79	346	200	3	6	44	4	882	3.2
Jamaal Magloire	23	22	703	98	227	.432	0	0	--	74	123	.602	79	126	205	29	74	0	8	59	23	270	1.7
Speedy Claxton(NO)	6	3	365	41	110	.373	1	9	.111	25	41	.610	5	26	31	88	30	1	22	27	2	08	6.8
PJ Brown	82	78	2817	338	758	.446	0	0	--	210	243	.864	266	471	37	178	233	3	4	01	50	86	0.8
JR Smith	76	56	1859	295	748	.394	81	281	.288	111	161	.689	39	113	152	142	35	0	55	109	11	782	10.3
Hilton Armstrong	14	9	412	53	159	.333	17	70	.243	19	21	.905	16	32	48	65	30	1	5	28	2	142	10.1
Rodney Rogers	30	26	882	109	289	.377	25	92	.272	32	42	.762	28	114	142	60	103	1	19	66	12	275	9.2
Chris Andersen	67	2	1430	191	358	.534	0	3	.000	131	190	.689	137	273	410	71	144	0	14	64	100	513	7.7
Bostjan Nachbar(NO)	55	4	1137	146	368	.397	65	175	.371	88	105	.838	20	132	152	65	153	1	28	68	16	445	8.1
Casey Jacobsen(NO)	44	1	1030	100	251	.398	32	88	.364	103	130	.792	18	82	100	76	48	0	22	44	7	335	7.6
David West	30	8	552	75	172	.436	2	5	.400	34	50	.680	40	89	129	23	62	0	12	37	16	186	6.2
Junior Harrington	29	7	550	64	178	.360	6	19	.316	29	35	.829	13	50	63	62	72	1	25	41	5	163	5.6
Alex Garcia	8	3	146	18	52	.346	5	18	.278	3	4	.750	7	8	15	18	15	0	4	8	1	44	5.5
Jackson Vroman(NO)	36	17	648	76	183	.415	0	3	.000	44	68	.647	59	103	162	33	94	3	22	57	17	196	5.4
Matt Freije	23	11	441	37	127	.291	14	54	.259	5	8	.625	16	45	61	20	40	1	13	17	2	93	4.0
George Lynch	44	27	933	68	189	.360	11	37	.297	17	23	.739	55	119	174	88	83	0	32	57	12	164	3.7
Maciej Lampe(NO)	21	0	261	32	83	.386	0	1	.000	7	10	.700	15	42	57	10	31	0	4	7	5	71	3.4
Corsley Edwards	10	0	110	10	31	.323	0	0	--	7	12	583	12	13	25	3	19	1	3	2	4	27	2.7
Lonny Baxter	4	0	36	3	11	.273	0	0	--	0	2	.000	4	4	8	0	10	0	0	4	0	6	1.5
NEW ORLEANS	**82**	**--**	**19930**	**2718**	**6556**	**.415**	**415**	**1316**	**.315**	**1401**	**1830**	**.766**	**1019**	**2281**	**3300**	**1724**	**1883**	**17**	**550**	**1217**	**310**	**7252**	**88.4**
OPPONENTS	**82**	**--**	**19930**	**2847**	**6299**	**.452**	**494**	**1346**	**.367**	**1644**	**2122**	**.775**	**947**	**2485**	**3432**	**1742**	**1728**	**11**	**634**	**1168**	**452**	**7832**	**95.5**

GAME-BY-GAME

Date	H/A	W/L	Opp	NOK/Opp	Record
11/3	H	L	DAL	91-106	0-1
11/5	H	L	ORL	89-90	0-2
11/6	A	L	MIN	92-99	0-3
11/9	H	L	LAL	98-106	0-4
11/12	H	L	ATL	95-96	0-5
11/13	A	L	MIL	91-94	0-6
11/17	H	L	PHO	84-95	0-7
11/20	H	L	MIN	94-99	0-8
11/22	A	W	UTA	76-75	1-8
11/23	A	L	GSW	109-115***	1-9
11/26	A	L	PHO	86-95	1-10
11/28	A	L	LAL	76-89	1-11
11/29	A	L	DEN	67-76	1-12
12/1	H	L	SAC	81-94	1-13
12/4	H	L	DET	69-92	1-14
12/7	A	L	HOU	81-89	1-15
12/8	H	L	NYK	79-86	1-16
12/10	A	L	NJN	91-94*	1-17
12/12	A	L	WAS	69-88	1-18
12/14	A	L	CHA	93-94	1-19
12/15	H	W	GSW	98-89	2-19
12/17	H	L	SAS	67-83	2-20
12/19	A	L	SAC	71-107	2-21
12/21	A	L	LAC	91-100*	2-22
12/22	A	L	LAL	89-101	2-23
12/26	A	L	CLE	91-100	2-24
12/27	A	L	IND	82-100	2-25
12/29	H	L	PHO	96-107	2-26

Date	H/A	W/L	Opp	NOK/Opp	Record
1/3	A	L	BOS	90-108	2-27
1/5	H	L	CHI	89-95	2-28
1/7	A	L	MEM	76-84	2-29
1/8	H	W	SAC	121-117*	3-29
1/11	A	W	NYK	88-82	4-29
1/12	A	L	DET	76-90	4-30
1/14	H	W	POR	112-106	5-30
1/16	A	L	TOR	99-102	5-31
1/17	A	L	PHI	91-95	5-32
1/19	H	W	IND	90-87	6-32
1/22	H	W	LAC	88-85	7-32
1/24	A	L	MIA	68-97	7-33
1/26	H	L	HOU	77-82	7-34
1/28	H	W	PHI	99-95*	8-34
1/29	A	L	SAS	83-93	8-35
1/31	H	L	MEM	91-98	8-36
2/2	H	L	DAL	82-90	8-37
2/4	A	L	GSW	82-90	8-38
2/5	A	L	UTA	92-108	8-39
2/8	A	L	SEA	91-108	8-40
2/9	A	W	POR	91-80	9-40
2/11	H	W	GSW	111-108	10-40
2/13	A	L	ORL	94-97	10-41
2/14	H	W	WAS	98-96	11-41
2/16	H	L	SAS	78-101	11-42
2/23	H	L	SEA	85-103	11-43
2/27	H	L	DEN	93-94	11-44
2/28	A	L	DAL	86-90	11-45

Date	H/A	W/L	Opp	NOK/Opp	Record
3/2	H	W	CHA	94-85	12-45
3/4	H	W	UTA	92-85	13-45
3/6	H	L	TOR	84-95	13-46
3/9	H	L	NJN	85-86*	13-47
3/12	H	W	MIL	111-107	14-47
3/14	A	L	SAS	89-112	14-48
3/16	H	L	MEM	82-88	14-49
3/18	A	W	CHI	94-90	15-49
3/19	H	L	BOS	100-113	15-50
3/21	A	L	DAL	86-103	15-51
3/23	A	L	MIN	102-107	15-52
3/25	H	L	HOU	68-81	15-53
3/26	A	W	MEM	96-85	16-53
3/28	H	L	CLE	108-109*	16-54
4/1	A	W	HOU	76-73	17-54
4/2	H	L	MIA	99-111	17-55
4/5	A	W	ATL	96-86	18-55
4/6	H	L	DEN	83-94	18-56
4/8	H	L	UTA	87-98	18-57
4/10	H	L	POR	81-90	18-58
4/12	A	L	PHO	85-99	18-59
4/13	A	L	DEN	102-116	18-60
4/15	A	L	SEA	72-97	18-61
4/16	A	L	LAC	89-94	18-62
4/18	H	L	MIN	99-102	18-63
4/20	H	L	LAC	99-102	18-64

* - overtime

TEAM HISTORY

2003-04 ROSTER & STATS

RECORD: 41-41
WEST: 30-24
EAST: 11-17
DIVISION: 14-14
HOME: 25-16
ROAD: 16-25
OVERTIME: 3-3

Head Coach: Tim Floyd, Louisiana Tech
Assistant Coaches: Alvin Gentry, Appalachian State; Jeff Bower, St. Francis (PA); Kenny Gattison, Old Dominion; Jan van Breda Kolff, Vanderbilt
Trainer: Terry Kofler, Xavier

2003-04 FINAL STATISTICS

PLAYER	G	GS	MIN	FG	FGA	PCT	3FG	3FGA	PCT	FT	FTA	PCT	OFF	DEF	TOT	AST	PF	DQ	STL	TO	BLK	PTS	AVG
Baron Davis	67	66	2686	554	1402	.395	187	582	.321	237	352	.673	66	221	287	501	178	2	158	215	27	1532	22.9
Jamaal Mashburn	19	18	730	156	398	.392	19	67	.284	65	80	.813	19	98	117	47	42	0	14	37	5	396	20.8
David Wesley	61	60	2001	311	800	.389	92	285	.323	137	182	.753	28	106	134	175	147	1	71	100	14	851	14.0
Jamaal Magloire	82	82	2777	383	809	.473	0	1	.000	353	470	.751	268	579	847	86	278	6	43	201	101	1119	13.6
Hilton Armstrong	79	22	2247	291	736	.395	135	429	.315	123	144	.854	63	163	226	311	148	1	133	155	16	840	10.6
PJ Brown	80	80	2753	339	712	.476	0	1	.000	158	185	.854	237	453	690	155	203	2	78	101	73	836	10.5
Stacey Augmon	69	24	1416	143	347	.412	1	7	.143	110	139	.791	52	122	174	85	114	2	55	76	15	397	5.8
Robert Traylor	71	0	942	145	287	.505	2	5	.400	70	128	.547	106	156	262	43	161	3	39	62	37	362	5.1
Steve Smith	71	4	929	119	293	.406	43	107	.402	77	83	.928	27	54	81	56	91	0	15	42	6	358	5.0
Shammond Williams(NO)	16	2	238	28	81	.346	5	26	.192	11	13	.846	0	17	17	52	22	0	14	21	1	72	4.5
George Lynch	78	51	1701	149	375	.397	43	139	.309	34	51	.667	96	216	312	117	159	1	48	64	18	375	4.8
Maurice Carter(NO)	6	0	60	6	21	.286	3	8	.375	5	8	.625	2	6	8	2	5	0	0	3	0	20	3.3
David West	71	1	930	108	228	.474	0	2	.000	57	80	.713	117	180	297	60	117	0	27	48	28	273	3.8
Sean Rooks	35	0	325	34	94	.362	0	0	--	12	15	.800	10	40	50	11	48	0	9	15	5	80	2.3
Tierre Brown	3	0	17	2	4	.500	0	0	--	2	4	.500	0	1	1	2	1	0	0	7	0	6	2.0
Bryce Drew	15	0	78	4	18	.222	1	7	.143	3	3	1.000	0	6	6	13	1	0	4	8	0	12	0.8
NEW ORLEANS	**82**	**--**	**19830**	**2772**	**6605**	**.420**	**531**	**1666**	**.319**	**1454**	**1937**	**.751**	**1091**	**2418**	**3509**	**1716**	**1715**	**18**	**708**	**1228**	**346**	**7529**	**91.8**
OPPONENTS	**82**	**--**	**19830**	**2843**	**6443**	**.441**	**444**	**1301**	**.341**	**1407**	**1877**	**.750**	**972**	**2477**	**3449**	**1790**	**1734**	**14**	**613**	**1282**	**429**	**7537**	**91.9**

GAME-BY-GAME

Date	H/A	W/L	Opp	NOK/Opp	Record
10/29	H	W	ATL	88-83*	1-0
10/30	A	W	ORL	100-98	2-0
11/1	H	W	BOS	97-90	3-0
11/3	A	L	ATL	80-90	3-1
11/5	A	W	PHI	106-99*	4-1
11/7	H	W	LAL	114-95	5-1
11/8	H	L	CHI	106-109	5-2
11/11	A	L	DAL	97-125	5-3
11/12	H	W	UTA	96-89	6-3
11/15	H	W	POR	101-79	7-3
11/18	A	W	NJN	88-85	8-3
11/19	A	W	BOS	81-73	9-3
11/21	H	L	IND	75-76	9-4
11/23	A	W	DET	81-80	10-4
11/25	A	L	MIA	87-91	10-5
11/26	H	W	CLE	82-72	11-5
11/29	A	L	NYK	74-79	11-6
12/2	A	W	ORL	100-91	12-6
12/3	H	W	ORL	106-91	13-6
12/5	H	L	HOU	74-83	13-7
12/6	A	W	CHI	97-91	14-7
12/8	H	W	MIL	91-85	15-7
12/11	A	W	PHO	111-101	16-7
12/12	A	W	GSW	96-85	17-7
12/15	A	L	LAC	80-109	17-8
12/16	A	L	DEN	94-116	17-9
12/18	H	L	SAC	90-101	17-10
12/20	H	W	MEM	94-89	18-10
12/23	A	L	CLE	86-97	18-11
12/26	H	W	ATL	109-79	19-11
12/29	A	L	DET	99-108	19-12
12/31	A	W	BOS	96-94	20-12
1/2	A	W	TOR	86-74	21-12
1/3	A	L	IND	84-91	21-13
1/7	H	W	WAS	97-87	22-13
1/9	H	L	SAS	84-94	22-14
1/10	A	L	CHI	84-89	22-15
1/13	H	L	MIN	89-94	22-16
1/15	H	L	TOR	74-78*	22-17
1/17	H	W	ORL	91-90	23-17
1/19	A	L	MIN	90-97	23-18
1/21	H	L	PHI	86-92	23-19
1/23	H	W	DEN	97-91	24-19
1/24	A	W	SAS	98-96	25-19
1/28	H	W	MIL	101-100	26-19
1/30	A	L	PHI	82-85	26-20
1/31	H	L	MIA	70-94	26-21
2/2	H	L	NJN	70-91	26-22
2/4	H	L	DAL	104-113	26-23
2/6	H	W	DET	92-81	27-23
2/7	A	L	MIL	97-107	27-24
2/11	H	W	NYK	106-98	28-24
2/17	A	W	IND	89-75	29-24
2/18	H	W	WAS	120-98	30-24
2/21	A	L	NJN	84-97	30-25
2/23	A	L	CLE	100-104	30-26
2/25	H	W	LAC	99-93	31-26
2/27	H	W	IND	89-77	32-26
2/28	A	L	MEM	92-97	32-27
3/1	A	L	WAS	106-111*	32-28
3/3	H	W	CHI	100-97*	33-28
3/5	H	L	CLE	85-88	33-29
3/7	A	L	TOR	76-84	33-30
3/10	H	W	MIA	95-84	34-30
3/11	A	L	HOU	86-97	34-31
3/13	H	W	GSW	102-84	35-31
3/16	A	L	MIA	83-96	35-32
3/17	H	W	PHI	104-80	36-32
3/19	H	L	SEA	80-91	36-33
3/21	H	L	TOR	120-121*	36-34
3/23	H	W	DET	82-81	37-34
3/25	A	L	ATL	76-84	37-35
3/26	H	L	PHO	94-99	37-36
3/30	A	L	LAL	88-107	37-37
3/31	A	L	UTA	76-89	37-38
4/4	A	L	SEA	88-96	38-39
4/6	A	L	SAC	91-105	38-40
4/9	H	W	BOS	89-80	39-40
4/10	A	W	MIL	92-87	40-40
4/12	H	L	NYK	97-101	40-41
4/14	A	W	WAS	94-78	41-41

* - overtime

TEAM HISTORY

2002-03 ROSTER & STATS

RECORD: 47-35
WEST: 32-22
EAST: 15-13
DIVISION: 17-11
HOME: 29-12
ROAD: 21-20
OVERTIME: 5-4

Head Coach: Paul Silas, Creighton
Assistant Coaches: Brian Hill, Kennedy; Stephen Silas, Brown; Bob Donewald Jr., Western Michigan
Trainer: Terry Kofler, Xavier '76

2002-03 FINAL STATISTICS

PLAYER	G	GS	MIN	FG	FGA	PCT	3FG	3FGA	PCT	FT	FTA	PCT	OFF	DEF	TOT	AST	PF	DQ	STL	TO	BLK	PTS	AVG
Jamaal Mashburn	82	81	3321	670	1586	.422	119	306	.389	313	369	.848	66	432	498	462	196	0	83	230	17	1772	21.6
Baron Davis	50	47	1889	332	798	.416	99	283	.350	93	131	.710	56	130	186	320	148	3	91	140	22	856	17.1
David Wesley	73	73	2710	449	1037	.433	134	316	.424	185	237	.781	38	137	175	251	173	0	109	132	9	1217	16.7
PJ Brown	78	78	2609	319	601	.531	0	3	.000	194	232	.836	243	458	701	147	203	3	67	98	80	832	10.7
Jamaal Magloire	82	82	2443	305	635	.480	0	3	.000	231	322	.717	260	464	724	88	276	4	49	158	111	841	10.3
Courtney Alexander	66	7	1360	193	505	.382	19	57	.333	118	146	.808	39	79	118	79	125	0	31	68	6	523	7.9
Elden Campbell	41	1	685	101	247	.409	0	1	.000	93	115	.809	34	108	142	42	102	2	24	42	31	295	7.2
Kenny Anderson (NO)	23	1	446	61	150	.407	1	2	.500	16	22	.727	14	31	45	77	43	0	18	42	4	139	6.0
Robert Pack	28	4	440	52	129	.403	0	5	.000	41	55	.745	11	40	51	81	35	0	25	40	0	145	5.2
George Lynch	81	32	1497	147	359	.409	28	79	.354	41	74	.554	139	214	353	104	136	1	66	52	19	363	4.5
Jerome Moiso	51	1	644	89	171	.520	0	0	--	27	41	.659	59	119	178	22	87	1	19	46	44	205	4.0
Robert Traylor	69	0	851	105	237	.443	1	3	.333	57	88	.648	108	154	262	50	153	1	45	53	37	268	3.9
Stacey Augmon	70	3	862	79	192	.411	0	7	.000	54	72	.750	26	93	119	69	80	0	27	40	9	212	3.0
Randy Livingston	2	0	12	2	4	.500	0	0	--	2	2	1.000	0	0	0	1	0	0	0	0	0	6	3.0
Bryce Drew	13	0	79	8	27	.296	3	7	.429	0	0	--	4	9	13	11	2	0	2	3	0	19	1.5
Kirk Haston	12	0	57	2	17	.118	0	3	.000	2	4	.500	0	7	7	3	10	0	0	7	5	6	0.5
NEW ORLEANS	**82**	**--**	**19905**	**2914**	**6695**	**.435**	**404**	**1075**	**.376**	**1467**	**1910**	**.768**	**1097**	**2475**	**3572**	**1807**	**1769**	**15**	**656**	**1212**	**394**	**7699**	**93.9**
OPPONENTS	**82**	**--**	**19905**	**2857**	**6518**	**.438**	**338**	**1001**	**.338**	**1474**	**1925**	**.766**	**909**	**2368**	**3277**	**1630**	**1754**	**12**	**647**	**1196**	**427**	**7526**	**91.8**

GAME-BY-GAME

Date	H/A	W/L	Opp	NOK/Opp	Record
10/30	H	W	UTA	100-75	1-0
11/1	A	L	CHI	79-84	1-1
11/2	H	W	MIA	100-95	2-1
11/6	H	W	SEA	86-84	3-1
11/8	H	W	GSW	110-104	4-1
11/10	A	W	NYK	97-91*	5-1
11/12	A	L	DET	87-93	5-2
11/13	H	W	MIN	102-98	6-2
11/15	H	W	CHI	105-87	7-2
11/16	A	L	ATL	82-89	7-3
11/19	H	W	PHI	99-98	8-3
11/22	H	W	NYK	105-97*	9-3
11/23	A	W	CLE	97-84	10-3
11/25	A	L	PHI	87-108	10-4
11/27	H	W	ATL	106-94	11-4
11/30	A	L	NYK	86-92*	11-5
12/1	A	L	BOS	86-95	11-6
12/3	A	W	CHI	115-90	12-6
12/4	H	W	TOR	89-74	13-6
12/6	H	W	HOU	98-96*	14-6
12/7	A	W	MIL	94-88	15-6
12/9	H	L	LAC	90-94	15-7
12/12	A	W	UTA	93-88	16-7
12/13	A	W	LAL	98-82	17-7
12/15	A	L	SAC	92-107	17-8
12/17	A	L	POR	93-102	17-9
12/18	A	L	GSW	106-111	17-10
12/20	A	W	SEA	88-86*	18-10
12/23	A	L	SAS	99-94*	18-11
12/26	H	L	DAL	81-83	18-12
12/28	A	L	IND	84-91	18-13
12/29	A	L	HOU	85-97	18-14
12/31	H	L	IND	86-89	18-15
1/3	H	W	ORL	100-89	19-15
1/5	A	W	TOR	99-84	20-15
1/6	A	L	MEM	102-106	20-16
1/8	H	L	BOS	83-93	20-17
1/10	H	L	DET	99-101*	20-18
1/11	A	L	ATL	80-87	20-19
1/15	H	L	LAL	82-90	20-20
1/17	H	W	CHI	90-83	21-20
1/20	H	W	PHO	114-102	22-20
1/22	H	W	WAS	103-94	23-20
1/24	H	L	POR	96-97*	23-21
1/27	H	L	MIL	93-108	23-22
1/29	H	W	TOR	104-83	24-22
1/31	A	L	NJN	72-89	24-23
2/1	A	L	WAS	104-109	24-24
2/3	H	W	BOS	103-96	25-24
2/5	H	W	SAC	108-84	26-24
2/11	A	W	MIA	78-69	27-24
2/12	H	L	IND	72-83	27-25
2/14	A	L	MIN	93-114	27-26
2/16	H	W	DEN	100-92	28-26
2/18	A	L	ORL	94-99	28-27
2/19	H	W	WAS	87-75	29-27
2/21	H	W	MEM	125-123*	30-27
2/22	A	W	DET	93-91	31-27
2/26	H	W	MIA	91-82	32-27
2/28	A	W	DEN	94-88	33-27
3/1	A	W	PHO	94-88	34-27
3/3	A	W	LAC	111-108	35-27
3/7	H	W	CLE	102-76	36-27
3/9	H	L	NJN	92-102	36-28
3/11	A	W	IND	81-71	37-28
3/12	A	L	BOS	65-93	37-29
3/14	A	W	MIA	87-83	38-29
3/15	A	L	ORL	86-96	38-30
3/19	H	W	NYK	101-96	39-30
3/21	H	W	MIL	113-98	40-30
3/22	A	L	MIL	85-93	40-31
3/26	H	L	ORL	95-97	40-32
3/28	A	W	TOR	101-92	41-32
3/30	H	L	SAS	90-92	41-33
4/1	A	L	DAL	86-95	41-34
4/2	H	W	NJN	106-97	42-34
4/5	A	L	CLE	76-79	42-35
4/9	H	W	CLE	100-81	43-35
4/11	H	W	DET	93-89	44-35
4/13	A	W	PHI	94-89	45-35
4/14	A	W	NJN	87-74	46-35
4/16	H	W	ATL	92-77	47-35

* - overtime

TEAM HISTORY

ALL-TIME ROSTER

Adams, Steven — 6-11 • Center • Pittsburgh

Acquired from Oklahoma City, along with Eric Bledsoe (via Milwaukee), as well as two future first round draft picks and the rights to swap two additional first round picks from Milwaukee in exchange for guard Jrue Holiday (to Milwaukee), guard Josh Gray, and forwards Zylan Cheatham, Darius Miller and Kenrich Williams (to Oklahoma City), as well as two future second-round draft picks (2023 via Washington, 2024 vis Charlotte) as part of a four-team trade with Denver, Milwaukee and Oklahoma City on November 24, 2020...Signed a contract extension with New Orleans... Traded to Memphis along with Eric Bledsoe and the draft rights to Ziaire Williams and Jared Butler and a 2022 protected first round pick in exchange for Jonas Valančiūnas, Devonte' Graham (via Charlotte) and the draft rights to Trey Murphy III and Brandon Boston.

YEAR	G	GS	MIN	FG	FGA	PCT	3P	3PA	PCT	FT	FTA	PCT	OFF	DEF	TOT	AST	PF	DQ	STL	TO	BLK	PTS	AVG
20-21	58	58	1605	189	308	.614	0	3	.000	60	135	.444	213	301	514	111	113	0	54	78	38	438	7.6

Ajinca, Alexis — 7-2 • Center • Saint-Etienne, France

Signed as an unrestricted free agent on Dec. 20, 2013...Re-signed as a unrestricted free agent July 9, 2015...Traded to the Los Angeles Clippers in exchange for Wesley Johnson on October 15, 2018.

YEAR	G	GS	MIN	FG	FGA	PCT	3P	3PA	PCT	FT	FTA	PCT	OFF	DEF	TOT	AST	PF	DQ	STL	TO	BLK	PTS	AVG
13-14	56	30	951	136	249	.546	0	1	.000	56	67	.836	94	183	277	40	187	3	23	63	46	328	5.9
14-15	68	8	957	181	329	.550	0	0	.000	81	99	.818	104	211	315	47	151	0	21	69	51	443	6.5
15-16	59	17	861	150	315	.476	0	1	.000	52	62	.839	75	194	269	31	134	0	19	54	36	352	6.0
16-17	39	15	584	89	178	.500	0	4	.000	29	40	.725	46	131	177	12	77	0	20	31	22	207	5.3
TOTALS	**222**	**70**	**3353**	**556**	**1071**	**.519**	**0**	**6**	**.000**	**218**	**268**	**.813**	**319**	**719**	**1038**	**130**	**549**	**3**	**83**	**217**	**181**	**1330**	**6.0**

Alexander, Courtney — 6-6 • Guard • Fresno State

Acquired from Washington in exchange for the 17th overall selection in the 2002 NBA Draft on June 26, 2002...Became a free agent after 2003-04 season.

YEAR	G	GS	MIN	FG	FGA	PCT	3P	3PA	PCT	FT	FTA	PCT	OFF	DEF	TOT	AST	PF	DQ	STL	TO	BLK	PTS	AVG
02-03	66	7	1360	193	505	.382	19	57	.333	118	146	.808	39	79	118	79	125	0	31	68	6	523	7.9

Alexander, Trey — 6-5 • Guard • Creighton

Signed to a Two-Way contract on July 3, 2025.

YEAR	G	GS	MIN	FG	FGA	PCT	3P	3PA	PCT	FT	FTA	PCT	OFF	DEF	TOT	AST	PF	DQ	STL	TO	BLK	PTS	AVG
25-26	9	0	111	19	37	.514	6	12	.500	3	5	.600	1	10	11	9	13	0	6	3	2	47	5.2

Alexander-Walker, Nickeil — 6-5 • Guard • Virginia Tech

Draft rights traded to New Orleans, along with the draft rights to Jaxson Hayes and Marcos Louzada Silva, in exchange for the draft rights to De'Andre Hunter, the draft rights to Jordan Bone, Solomon Hill and a future second-round pick on July 6, 2019...Traded to Portland along with Josh Hart, Didi Louzada, Tomáš Satoranský, a protected 2022 first round draft pick, and two future second round draft picks in exchange for CJ McCollum, Larry Nance Jr. and Tony Snell on February 8, 2022.

YEAR	G	GS	MIN	FG	FGA	PCT	3P	3PA	PCT	FT	FTA	PCT	OFF	DEF	TOT	AST	PF	DQ	STL	TO	BLK	PTS	AVG
19-20	47	1	591	98	266	.368	46	133	.346	25	37	.676	9	75	84	89	57	0	17	54	8	267	5.7
20-21	46	13	1007	192	458	.419	76	219	.347	48	66	.727	13	131	144	102	88	1	47	69	22	508	11.0
21-22	50	19	1317	237	632	.375	95	305	.311	70	97	.722	36	128	164	139	88	0	41	85	19	639	12.8
TOTALS	**143**	**33**	**2915**	**527**	**1356**	**.389**	**217**	**657**	**.330**	**143**	**200**	**.715**	**58**	**334**	**392**	**330**	**233**	**1**	**105**	**208**	**49**	**1414**	**9.9**

Allen, Tony — 6-4 • Guard/Forward • Oklahoma State

Signed as an unrestricted free agent September 15, 2017...Traded to the Chicago Bulls along with Omer Asik, Jameer Nelson, and a 2018 first round pick in exchange for Nikola Mirotic and a 2018 second-round draft pick on February 1, 2018.

YEAR	G	GS	MIN	FG	FGA	PCT	3P	3PA	PCT	FT	FTA	PCT	OFF	DEF	TOT	AST	PF	DQ	STL	TO	BLK	PTS	AVG
17-18	22	0	273	44	91	.484	4	12	.333	11	21	.524	20	27	47	9	49	0	11	19	3	103	4.7

Alvarado, Jose — 6-0 • Guard • Georgia Tech

Signed to a two-way contract on August 16, 2021...Signed to a multi-year contract on March 28, 2022...Signed a multi-year contract extension on September 30, 2024...Traded to New York in exchange for Dalen Terry and cash considerations on February 5, 2026.

YEAR	G	GS	MIN	FG	FGA	PCT	3P	3PA	PCT	FT	FTA	PCT	OFF	DEF	TOT	AST	PF	DQ	STL	TO	BLK	PTS	AVG
21-22	54	1	834	131	294	.446	32	110	.291	36	53	.679	25	75	100	152	73	0	71	40	7	330	6.1
22-23	61	10	1310	201	489	.411	83	247	.336	65	80	.813	28	113	141	186	125	1	67	81	10	550	9.0
23-24	56	0	1028	142	345	.412	78	207	.377	35	52	.673	25	103	128	117	89	0	59	40	15	397	7.1
24-25	56	23	1366	204	521	.392	111	309	.359	60	74	.811	27	109	136	259	91	0	74	86	14	579	10.3
25-26	41	0	896	117	280	.418	70	193	.363	20	24	.833	16	98	114	128	80	0	37	47	4	324	7.9
TOTALS	**268**	**34**	**5434**	**795**	**1929**	**.412**	**374**	**1066**	**.351**	**216**	**283**	**.763**	**121**	**498**	**619**	**842**	**458**	**1**	**308**	**294**	**50**	**2180**	**8.1**

Aminu, Al-Farouq — 6-9 • Forward • Wake Forest

Acquired from LA Clippers along with Eric Gordon, Chris Kaman and a 2012 first round draft pick in exchange for Chris Paul and two 2015 second round draft picks on December 14th, 2011...Became a free agent following the 2012-13 season...Signed as a free agent on July 10, 2013...Became a free agent after the 2013-14 season.

YEAR	G	GS	MIN	FG	FGA	PCT	3P	3PA	PCT	FT	FTA	PCT	OFF	DEF	TOT	AST	PF	DQ	STL	TO	BLK	PTS	AVG
11-12	66	21	1477	150	365	.411	13	47	.277	86	114	.754	95	213	308	66	136	1	59	91	34	399	6.0
12-13	76	71	2066	225	474	.475	4	19	.211	101	137	.737	139	446	585	103	153	0	92	116	51	555	7.3
13-14	80	65	2045	234	494	.474	13	48	.271	91	137	.664	129	367	496	114	147	1	82	88	38	572	7.2
TOTALS	**222**	**157**	**5588**	**609**	**1333**	**.457**	**30**	**114**	**.263**	**278**	**388**	**.716**	**363**	**1026**	**1389**	**283**	**436**	**2**	**233**	**295**	**123**	**1526**	**6.9**

Amundson, Lou — 6-9• Forward • Nevada-Las Vegas

Signed as a free agent for the remainder of the season on March 12, 2013...Rights were renounced following the 2012-13 season...Signed as a free agent on November 12, 2013...Waived on December 31, 2013.

YEAR	G	GS	MIN	FG	FGA	PCT	3P	3PA	PCT	FT	FTA	PCT	OFF	DEF	TOT	AST	PF	DQ	STL	TO	BLK	PTS	AVG
12-13	18	0	209	18	42	.429	0	0	--	8	16	.500	24	34	58	8	27	0	9	8	6	44	2.4
13-14	18	0	184	16	32	.500	0	0	--	6	24	.250	28	27	55	6	49	2	9	14	11	38	2.1
TOTALS	**36**	**0**	**393**	**34**	**74**	**.459**	**0**	**0**	**--**	**14**	**40**	**.350**	**52**	**61**	**113**	**14**	**76**	**2**	**18**	**22**	**17**	**82**	**2.3**

TEAM HISTORY

Andersen, Chris — 6-10 • Forward/Center • Blinn J.C. (TX)

Signed as a free agent on July 16, 2004...Dismissed and disqualified from the NBA on Jan. 27, 2006...Re-signed by the Hornets on March 5, 2008 after being re-instated by the NBA following a two-year suspension for violating the NBA's substance abuse policy...Became a free agent following the 2007-08 season.

YEAR	G	GS	MIN	FG	FGA	PCT	3P	3PA	PCT	FT	FTA	PCT	OFF	DEF	TOT	AST	PF	DQ	STL	TO	BLK	PTS	AVG
04-05	67	2	1430	191	358	.534	0	3	.000	131	190	.689	137	273	410	71	144	0	14	64	100	513	7.7
05-06	32	2	570	56	98	.571	0	0	--	49	103	.476	61	94	155	6	84	0	8	26	41	161	5.0
07-08	5	0	34	2	7	.286	0	0	--	2	4	.500	2	7	9	0	6	0	0	1	4	6	1.2
TOTALS	**104**	**4**	**2034**	**249**	**463**	**.538**	**0**	**3**	**.000**	**182**	**297**	**.613**	**200**	**374**	**574**	**77**	**234**	**0**	**22**	**91**	**145**	**680**	**6.5**

Andersen, David — 6-11• Center • Australia

Acquired along with Jarrett Jack and Marcus Banks from the Toronto Raptors in exchange for Jerryd Bayless and Peja Stojakovic November 19, 2010...Waived on December 19, 2011.

YEAR	G	GS	MIN	FG	FGA	PCT	3P	3PA	PCT	FT	FTA	PCT	OFF	DEF	TOT	AST	PF	DQ	STL	TO	BLK	PTS	AVG
10-11	29	0	223	33	74	.446	5	13	.385	7	15	.467	12	38	50	6	29	0	2	14	6	78	2.7

Anderson, Kenny — 6-1 • Guard • Georgia Tech

Acquired from Seattle in exchange for Elden Campbell on Feb. 20, 2003...Became a free agent after 2002-03 season.

YEAR	G	GS	MIN	FG	FGA	PCT	3P	3PA	PCT	FT	FTA	PCT	OFF	DEF	TOT	AST	PF	DQ	STL	TO	BLK	PTS	AVG
02-03	23	1	446	61	150	.407	1	2	.500	16	22	.727	14	31	45	77	43	0	18	42	4	139	6.0

Anderson, Ryan — 6-10 • Forward • California

Acquired from Orlando in exchange for forward Gustavo Ayon on July 11, 2012...Became an unrestricted free agent at the conclusion of the 2015-16 season.

YEAR	G	GS	MIN	FG	FGA	PCT	3P	3PA	PCT	FT	FTA	PCT	OFF	DEF	TOT	AST	PF	DQ	STL	TO	BLK	PTS	AVG
12-13	81	22	2503	472	1115	.423	213	557	.382	152	180	.844	191	328	519	97	179	2	42	97	31	1309	16.2
13-14	22	14	795	155	354	.438	67	164	.409	59	62	.952	66	76	142	17	47	0	10	20	7	436	19.8
14-15	61	5	1675	291	729	.399	112	359	.340	129	151	.854	108	187	295	55	113	1	33	62	20	833	13.7
15-16	66	7	2008	397	929	.427	131	358	.366	199	228	.873	131	265	396	73	109	0	38	90	25	1124	17.0
TOTALS	**230**	**48**	**6981**	**1315**	**3127**	**.421**	**533**	**1438**	**.371**	**539**	**621**	**.868**	**496**	**856**	**1352**	**242**	**448**	**0**	**123**	**269**	**83**	**3702**	**16.1**

Ariza, Trevor — 6-8 • Guard/Forward • UCLA

Acquired from the Houston Rockets in a four-team trade on August 11, 2010...Traded to the Washington Wizards along with Emeka Okafor for the rights to forward Rashard Lewis and the 46th pick in the 2012 NBA Draft.

YEAR	G	GS	MIN	FG	FGA	PCT	3P	3PA	PCT	FT	FTA	PCT	OFF	DEF	TOT	AST	PF	DQ	STL	TO	BLK	PTS	AVG
10-11	75	75	2600	303	762	.398	82	271	.303	138	197	.701	61	347	408	162	180	0	120	118	31	826	11.0
11-12	41	41	1350	168	403	.417	29	87	.333	79	102	.775	41	174	215	135	73	0	69	76	25	444	10.8
TOTALS	**116**	**16**	**3950**	**471**	**1165**	**.404**	**111**	**358**	**.310**	**217**	**299**	**.726**	**102**	**521**	**623**	**297**	**253**	**0**	**189**	**194**	**56**	**1270**	**10.9**

Armstrong, Darrell — 6-1 • Guard • Fayetteville State

Signed as a free agent on July 29, 2003. ..Traded to Dallas in exchange for Dan Dickau and a 2005 second round draft pick on Dec. 3, 2004.

YEAR	G	GS	MIN	FG	FGA	PCT	3P	3PA	PCT	FT	FTA	PCT	OFF	DEF	TOT	AST	PF	DQ	STL	TO	BLK	PTS	AVG
03-04	79	22	2247	291	736	.395	135	429	.315	123	144	.854	63	163	226	311	148	1	133	155	16	840	10.6
04-05	14	9	412	53	159	.333	17	70	.243	19	21	.905	16	32	48	65	30	1	15	28	2	142	10.1
TOTALS	**93**	**31**	**2659**	**344**	**895**	**.384**	**152**	**499**	**.305**	**142**	**165**	**.861**	**79**	**195**	**274**	**376**	**178**	**2**	**148**	**183**	**18**	**982**	**10.6**

Armstrong, Hilton — 6-11 • Center/Forward • Connecticut

Drafted with the 12th overall pick of the 2006 NBA Draft...signed to fourth-year option on October 25, 2008...traded to Sacramento in exchange for a conditional second round pick in 2016 on Jan. 11, 2010.

YEAR	G	GS	MIN	FG	FGA	PCT	3P	3PA	PCT	FT	FTA	PCT	OFF	DEF	TOT	AST	PF	DQ	STL	TO	BLK	PTS	AVG
06-07	56	5	634	68	125	.544	0	0	--	40	67	.597	58	91	149	10	79	0	12	35	26	176	3.1
07-08	65	3	732	67	148	.453	0	0	--	44	70	.629	65	98	163	23	130	1	15	59	34	178	2.7
08-09	70	29	1092	138	246	.561	0	2	.000	62	98	.633	81	114	195	29	181	1	26	80	45	338	4.8
09-10	18	0	239	19	50	.380	0	0	--	13	28	.464	17	44	61	16	44	1	8	13	8	51	2.8
TOTALS	**209**	**37**	**2697**	**292**	**569**	**.513**	**0**	**2**	**.000**	**159**	**263**	**.605**	**221**	**347**	**568**	**78**	**434**	**3**	**61**	**187**	**113**	**743**	**3.6**

Asik, Omer — 7-0 • Center • Turkey

Acquired from Houston in a three-team trade by New Orleans along with Omri Casspi in exchange for a future first-round pick...Re-signed as an unrestricted free agent July 9, 2015...Traded to the Chicago Bulls along with Tony Allen, Jameer Nelson, and a 2018 first round pick in exchange for Nikola Mirotic and a 2018 second-round draft pick on February 1, 2018.

YEAR	G	GS	MIN	FG	FGA	PCT	3P	3PA	PCT	FT	FTA	PCT	OFF	DEF	TOT	AST	PF	DQ	STL	TO	BLK	PTS	AVG
14-15	76	76	1982	213	412	.517	--	--	--	131	225	.582	244	504	748	72	144	0	29	95	54	557	7.3
15-16	68	64	1178	104	195	.533	--	--	--	61	112	.545	120	294	414	26	124	0	21	60	23	269	4.0
16-17	31	19	482	31	65	.477	--	--	--	23	39	.590	48	115	163	15	51	0	5	14	10	85	2.7
17-18	14	0	121	7	16	.438	--	--	--	4	12	.333	7	30	37	2	14	0	1	5	2	18	1.3
TOTALS	**189**	**159**	**3763**	**355**	**688**	**.516**	**--**	**--**	**--**	**219**	**388**	**.564**	**419**	**943**	**1362**	**115**	**333**	**0**	**56**	**174**	**89**	**929**	**4.9**

Augmon, Stacey — 6-8 • Forward • UNLV

Signed as a free agent on July 25, 2001...Became a free agent after 2003-04 season.

YEAR	G	GS	MIN	FG	FGA	PCT	3P	3PA	PCT	FT	FTA	PCT	OFF	DEF	TOT	AST	PF	DQ	STL	TO	BLK	PTS	AVG
02-03	70	3	862	79	192	.411	0	7	.000	54	72	.750	26	93	119	69	80	0	27	40	9	212	3.0
03-04	69	24	1416	143	347	.412	1	7	.143	110	139	.791	52	122	174	85	114	2	55	76	15	397	5.8
TOTALS	**139**	**27**	**2278**	**222**	**539**	**.412**	**1**	**14**	**.071**	**164**	**211**	**.777**	**78**	**215**	**293**	**154**	**194**	**2**	**82**	**116**	**24**	**609**	**4.4**

TEAM HISTORY

Ayon, Gustavo — 6-10 • Forward • Mexico

Signed as a free agent on December 21, 2011...Traded to the Orlando Magic for forward Ryan Anderson on July 11, 2012.

YEAR	G	GS	MIN	FG	FGA	PCT	3P	3PA	PCT	FT	FTA	PCT	OFF	DEF	TOT	AST	PF	DQ	STL	TO	BLK	PTS	AVG
11-12	54	24	1088	140	261	.536	0	1	.000	39	63	.619	86	179	265	74	118	2	53	46	46	319	5.9

Babbitt, Luke — 6-9 • Forward • Nevada

Signed as a free agent on February 4, 2014...Re-signed as unrestricted free agent July 20, 2015...Traded to the Miami HEAT in exchange for a second round draft pick and cash considerations on July 10, 2016.

YEAR	G	GS	MIN	FG	FGA	PCT	3P	3PA	PCT	FT	FTA	PCT	OFF	DEF	TOT	AST	PF	DQ	STL	TO	BLK	PTS	AVG
13-14	27	2	473	60	154	.390	36	95	.379	14	18	.778	18	70	88	29	52	0	7	15	11	170	6.3
14-15	63	19	830	92	192	.479	59	115	.513	13	19	.684	12	99	111	24	63	0	17	26	11	256	4.1
15-16	47	13	845	122	289	.422	44	109	.404	39	50	.780	25	123	148	53	90	0	11	23	7	327	7.0
TOTALS	**137**	**34**	**2148**	**274**	**635**	**.431**	**139**	**319**	**.436**	**66**	**87**	**.759**	**55**	**292**	**347**	**106**	**205**	**0**	**35**	**64**	**29**	**753**	**5.5**

Ball, Lonzo — 6-6 • Guard • UCLA

Acquired along with Brandon Ingram, Josh Hart, the draft rights to the fourth overall pick in the 2019 NBA Draft, De'Andre Hunter, and two future first round draft picks in exchange for Anthony Davis on July 6, 2019...Traded to Chicago in exchange for Tomáš Satoranský, Garrett Temple, a 2024 second round pick, and cash considerations on August 8, 2021.

YEAR	G	GS	MIN	FG	FGA	PCT	3P	3PA	PCT	FT	FTA	PCT	OFF	DEF	TOT	AST	PF	DQ	STL	TO	BLK	PTS	AVG
19-20	63	54	2025	277	687	.403	148	395	.375	43	76	.566	71	312	383	438	128	0	88	193	38	745	11.8
20-21	55	55	1747	290	700	.414	172	455	.378	50	64	.781	33	230	263	316	103	0	82	123	31	802	14.6
TOTALS	**118**	**109**	**3772**	**567**	**1387**	**.409**	**320**	**850**	**.376**	**93**	**140**	**.664**	**104**	**542**	**646**	**754**	**231**	**0**	**170**	**316**	**69**	**1547**	**13.1**

Bamba, Mo — 7-0 • Center • Texas

Signed to a 10-day contract on Mar. 10, 2025.

YEAR	G	GS	MIN	FG	FGA	PCT	3P	3PA	PCT	FT	FTA	PCT	OFF	DEF	TOT	AST	PF	DQ	STL	TO	BLK	PTS	AVG
24-25	4	0	61	4	9	.444	0	4	.000	2	2	1.000	6	19	25	2	7	0	0	1	3	10	2.5

Bass, Brandon — 6-8 • Forward • Louisiana State

Drafted with the 33rd overall pick in the second round of the 2005 NBA Draft...Became a free agent following the 2006-07 season.

YEAR	G	GS	MIN	FG	FGA	PCT	3P	3PA	PCT	FT	FTA	PCT	OFF	DEF	TOT	AST	PF	DQ	STL	TO	BLK	PTS	AVG
05-06	29	1	268	28	70	.400	0	0	---	12	19	.632	18	50	68	3	18	0	3	11	7	68	2.3
06-07	21	3	162	15	44	.341	0	1	.000	12	16	.750	13	30	43	3	16	0	2	10	3	42	2.0
TOTALS	**50**	**4**	**430**	**43**	**114**	**.377**	**0**	**1**	**.000**	**24**	**35**	**.686**	**31**	**80**	**111**	**6**	**34**	**0**	**5**	**21**	**10**	**110**	**2.2**

Baxter, Lonny — 6-8 • Forward • Maryland

Signed as a free agent with New Orleans on December 12, 2004... Waived on December 27, 2007.

YEAR	G	GS	MIN	FG	FGA	PCT	3P	3PA	PCT	FT	FTA	PCT	OFF	DEF	TOT	AST	PF	DQ	STL	TO	BLK	PTS	AVG
04-05	4	0	36	3	11	.273	0	0	---	0	2	.000	4	4	8	0	10	0	0	4	0	6	1.5

Bayless, Jerryd — 6-3 • Guard • Arizona

Acquired from Portland in exchange for a 2011 first round draft pick on October 23, 2010...Traded to Toronto with Peja Stojakovic in exchange for Jarrett Jack, David Andersen and Marcus Banks on November 20, 2010.

YEAR	G	GS	MIN	FG	FGA	PCT	3P	3PA	PCT	FT	FTA	PCT	OFF	DEF	TOT	AST	PF	DQ	STL	TO	BLK	PTS	AVG
10-11	11	0	149	17	49	.347	3	14	.214	13	17	.765	2	13	15	28	16	0	2	17	1	50	4.5

Belinelli, Marco — 6-5 • Guard • Italy

Acquired from Toronto on August 11, 2010...Re-signed by the Hornets on December 13, 2011...Became a free agent following the 2011-12 season.

YEAR	G	GS	MIN	FG	FGA	PCT	3P	3PA	PCT	FT	FTA	PCT	OFF	DEF	TOT	AST	PF	DQ	STL	TO	BLK	PTS	AVG
10-11	80	69	1957	302	691	.437	134	324	.414	98	125	.784	17	134	151	92	146	0	38	77	6	836	10.5
11-12	66	55	1966	286	686	.417	107	284	.377	101	129	.783	19	153	172	101	115	1	48	69	5	780	11.8
TOTALS	**146**	**124**	**3923**	**588**	**1377**	**.427**	**241**	**608**	**.396**	**199**	**254**	**.783**	**36**	**287**	**323**	**193**	**261**	**1**	**86**	**146**	**11**	**1616**	**11.1**

Bertans, Dairis — 6-4 • Guard • Latvia

Signed as a free agent on March 1, 2019...Became an unrestricted free agent at the conclusion of the 2018-19 season.

YEAR	G	GS	MIN	FG	FGA	PCT	3P	3PA	PCT	FT	FTA	PCT	OFF	DEF	TOT	AST	PF	DQ	STL	TO	BLK	PTS	AVG
18-19	12	0	167	12	47	.255	10	34	.294	0	0	---	2	7	9	10	7	0	1	2	0	34	2.8

Bey, Saddiq — 6-8 • Forward • Villanova

Acquired along with Jordan Poole and the draft rights to Micah Peavy from Washington in exchange for CJ McCollum, Kelly Olynyk and a future second round pick. Additionally, New Orleans traded the draft rights of Mojave King to the Houston Rockets.

YEAR	G	GS	MIN	FG	FGA	PCT	3P	3PA	PCT	FT	FTA	PCT	OFF	DEF	TOT	AST	PF	DQ	STL	TO	BLK	PTS	AVG
25-26	72	64	2246	436	967	.451	151	412	.367	248	295	.841	121	279	400	182	95	0	68	68	7	1271	17.7

Bledsoe, Eric — 6-1 • Guard • Kentucky

Acquired along with Steven Adams (via Oklahoma City), as well as two future first round draft picks and the rights to swap two additional first round picks from Milwaukee in exchange for guard Jrue Holiday (to Milwaukee), guard Josh Gray, and forwards Zylan Cheatham, Darius Miller and Kenrich Williams (to Oklahoma City), as well as two future second-round draft picks (2023 via Washington, 2024 vis Charlotte) as part of a four-team trade with Denver, Milwaukee and Oklahoma City...Traded to Memphis along with Steven Adams and the draft rights to Ziaire Williams and Jared Butler and a 2022 protected first round pick in exchange for Jonas Valančiūnas, Devonte' Graham (via Charlotte) and the draft rights to Trey Murphy III and Brandon Boston.

YEAR	G	GS	MIN	FG	FGA	PCT	3P	3PA	PCT	FT	FTA	PCT	OFF	DEF	TOT	AST	PF	DQ	STL	TO	BLK	PTS	AVG
20-21	71	70	2111	307	730	.421	121	355	.341	134	195	.687	29	215	244	268	112	0	55	114	24	869	12.2

Boston, Brandon — 6-7 • Guard • Kentucky

Claimed off of waivers and signed to a two-way contract on October 21, 2024...Converted to a standard contract on February 25, 2025.

YEAR	G	GS	MIN	FG	FGA	PCT	3P	3PA	PCT	FT	FTA	PCT	OFF	DEF	TOT	AST	PF	DQ	STL	TO	BLK	PTS	AVG
24-25	42	10	993	166	381	.436	49	140	.350	67	85	.788	28	106	134	92	73	0	53	52	9	448	10.7

TEAM HISTORY

Bowen, Ryan — 6-9 • Forward • Iowa

Signed with the New Orleans Hornets on Oct. 1, 2007 as a free agent...Became a free agent following the 2007-08 season...Signed with the New Orleans Hornets on August 11, 2008 as a free agent...Became a free agent following the 2008-09 season.

YEAR	G	GS	MIN	FG	FGA	PCT	3P	3PA	PCT	FT	FTA	PCT	OFF	DEF	TOT	AST	PF	DQ	STL	TO	BLK	PTS	AVG
07-08	53	4	660	49	100	.490	0	1	.000	16	29	.552	55	45	100	25	77	0	32	15	11	114	2.2
08-09	21	3	219	22	38	.579	0	0	--	3	5	.600	10	14	24	9	37	0	14	5	5	47	2.2
TOTALS	**74**	**7**	**879**	**71**	**138**	**.514**	**0**	**1**	**.000**	**19**	**34**	**.559**	**65**	**59**	**124**	**34**	**114**	**0**	**46**	**20**	**16**	**161**	**2.2**

Brockington, Izaiah — 6-4 • Guard • Iowa State

Signed to a 10-day contract on Mar. 3, 2024.

YEAR	G	GS	MIN	FG	FGA	PCT	3P	3PA	PCT	FT	FTA	PCT	OFF	DEF	TOT	AST	PF	DQ	STL	TO	BLK	PTS	AVG
23-24	1	0	3	2	5	.400	0	1	.000	---	---	---	1	1	2	0	0	0	0	0	0	4	4.0

Brooks Jr., Keion — 6-7 • Forward • Washington

Signed to a two-way contract on January 9, 2025.

YEAR	G	GS	MIN	FG	FGA	PCT	3P	3PA	PCT	FT	FTA	PCT	OFF	DEF	TOT	AST	PF	DQ	STL	TO	BLK	PTS	AVG
24-25	14	6	332	53	109	.486	14	43	.326	22	30	.733	12	46	58	13	30	0	10	12	10	142	10.1

Brown, Anthony — 6-7 • Forward • Stanford

Signed as a free agent on November 21, 2016...Waived on December 9, 2016

YEAR	G	GS	MIN	FG	FGA	PCT	3P	3PA	PCT	FT	FTA	PCT	OFF	DEF	TOT	AST	PF	DQ	STL	TO	BLK	PTS	AVG
16-17	9	0	143	14	41	.341	6	24	.250	--	--	---	6	20	26	6	13	0	5	5	1	34	3.8

Brown, Bobby — 6-2 • Guard • Cal-State Fullerton

Acquired with Darius Songaila in exchange for Antonio Daniels and New Orleans' 2014 second round draft pick on Sept. 9, 2009...traded to L.A. Clippers in exchange for a 2014 conditional second-round pick on Jan. 26, 2010

YEAR	G	GS	MIN	FG	FGA	PCT	3P	3PA	PCT	FT	FTA	PCT	OFF	DEF	TOT	AST	PF	DQ	STL	TO	BLK	PTS	AVG
09-10	22	0	328	60	152	.395	17	66	.258	8	8	1.000	1	17	18	46	28	0	9	24	1	145	6.6

Brown, Bruce — 6-4 • Guard/Forward • Miami (FL)

Acquired along with Kelly Olynyk, a 2026 first round pick and a 2031 second round pick from the Toronto Raptors in exchange for Brandon Ingram.

YEAR	G	GS	MIN	FG	FGA	PCT	3P	3PA	PCT	FT	FTA	PCT	OFF	DEF	TOT	AST	PF	DQ	STL	TO	BLK	PTS	AVG
24-25	23	12	569	73	178	.410	16	45	.356	27	36	.750	23	73	96	56	45	0	17	20	7	189	8.2

Brown, Devin — 6-5 • Guard • Texas-San Antonio

Signed as a free agent on December 21, 2006...Became a free agent following the 2006-07 season...Signed as a free agent on August 22, 2008...Exercised player option on June 4, 2009 for the 2009-10 season...Traded to Chicago in exchange for Aaron Gray on Jan. 25, 2010.

YEAR	G	GS	MIN	FG	FGA	PCT	3P	3PA	PCT	FT	FTA	PCT	OFF	DEF	TOT	AST	PF	DQ	STL	TO	BLK	PTS	AVG
06-07	58	49	1662	233	555	.420	81	227	.357	123	155	.794	55	196	251	149	139	0	44	91	9	670	11.6
08-09	63	5	869	111	313	.355	28	97	.289	78	100	.780	31	88	119	54	81	1	32	54	5	328	5.2
09-10	39	37	967	128	325	.394	54	147	.367	69	86	.802	27	82	109	58	62	0	30	57	5	379	9.7
TOTALS	**160**	**91**	**3498**	**472**	**1193**	**.396**	**163**	**471**	**.346**	**270**	**341**	**.792**	**113**	**366**	**479**	**261**	**282**	**1**	**106**	**202**	**19**	**1377**	**8.6**

Brown, PJ — 6-11 • Forward • Louisiana Tech

Acquired along with Jamal Mashburn, Otis Thorpe, Rodney Buford and Tim James from Miami in exchange for Eddie Jones, Anthony Mason, Ricky Davis and Dale Ellis on Aug. 1, 2000...Traded along with J.R. Smith to the Chicago Bulls in exchange for center Tyson Chandler on July 14, 2006.

YEAR	G	GS	MIN	FG	FGA	PCT	3P	3PA	PCT	FT	FTA	PCT	OFF	DEF	TOT	AST	PF	DQ	STL	TO	BLK	PTS	AVG
02-03	78	78	2609	319	601	.531	0	3	.000	194	232	.836	243	458	701	147	203	3	67	98	80	832	10.7
03-04	80	80	2753	339	712	.476	0	1	.000	158	185	.854	237	453	690	155	203	2	78	101	73	836	10.5
04-05	82	78	2817	338	758	.446	0	0	--	210	243	.864	266	471	737	178	233	3	74	101	50	886	10.8
05-06	75	73	2380	269	583	.461	0	0	--	139	168	.827	182	365	547	90	216	2	46	90	50	677	9.0
TOTALS	**315**	**309**	**10559**	**1265**	**2654**	**.477**	**0**	**4**	**.000**	**701**	**828**	**.847**	**928**	**1747**	**2675**	**570**	**855**	**10**	**265**	**390**	**253**	**3231**	**10.3**

Brown, Tierre — 6-2 • Guard • McNeese State

Signed to a 10-day contract on Jan. 26, 2004...Waived on Feb. 5, 2004.

YEAR	G	GS	MIN	FG	FGA	PCT	3P	3PA	PCT	FT	FTA	PCT	OFF	DEF	TOT	AST	PF	DQ	STL	TO	BLK	PTS	AVG
03-04	3	0	17	2	4	.500	0	0	.000	2	4	.500	0	1	1	2	1	0	0	7	0	6	2.0

Butler, Rasual — 6-7 • Forward • LaSalle

Acquired from Miami along with Kirk Snyder (from Utah) in exchange for draft rights to Roberto Duenas in a five-team, 13-player deal that also sent Antoine Walker (from Boston) and Jason Williams, James Posey and Andre Emmitt (from Memphis) to Miami, Eddie Jones (from Miami) and Raul Lopez (from Utah) to Memphis, Greg Ostertag (from Memphis) to Utah, and Curtis Borchardt (from Utah) and Qyntel Woods, the draft rights to Albert Miralles, two second round picks and cash considerations (from Miami) to Boston on Aug. 2, 2005...Was traded to the LA Clippers in exchange for a second-round draft pick in 2016 on August 12, 2009.

YEAR	G	GS	MIN	FG	FGA	PCT	3P	3PA	PCT	FT	FTA	PCT	OFF	DEF	TOT	AST	PF	DQ	STL	TO	BLK	PTS	AVG
05-06	79	20	1875	257	633	.406	92	242	.380	79	114	.693	51	181	232	40	142	0	33	65	45	685	8.7
06-07	81	38	2223	314	788	.398	134	363	.369	56	87	.644	42	214	256	63	148	0	40	67	54	818	10.1
07-08	51	8	875	91	260	.350	44	133	.331	26	31	.839	16	84	100	36	66	1	15	10	21	252	4.9
08-09	82	74	2614	348	803	.433	140	359	.390	86	110	.782	49	222	271	75	159	1	51	59	61	922	11.2
TOTALS	**293**	**140**	**7587**	**1010**	**2484**	**.407**	**410**	**1097**	**.374**	**247**	**342**	**.722**	**158**	**701**	**859**	**214**	**515**	**2**	**139**	**201**	**181**	**2677**	**9.1**

Cain, Jamal — 6-7 • Forward • Oakland

Signed to a two-way contract on July 12, 2024.

YEAR	G	GS	MIN	FG	FGA	PCT	3P	3PA	PCT	FT	FTA	PCT	OFF	DEF	TOT	AST	PF	DQ	STL	TO	BLK	PTS	AVG
24-25	37	0	502	68	158	.430	26	80	.325	34	50	.680	27	58	85	22	46	0	23	22	9	196	5.3

TEAM HISTORY

Campbell, Elden — 7-0 • Center • Clemson

Acquired from L.A. Lakers along with Eddie Jones in exchange for Glen Rice, B.J. Armstrong and J.R. Reid on Mar. 10, 1999...Traded to Seattle in exchange for Kenny Anderson on Feb. 20, 2003.

YEAR	G	GS	MIN	FG	FGA	PCT	3P	3PA	PCT	FT	FTA	PCT	OFF	DEF	TOT	AST	PF	DQ	STL	TO	BLK	PTS	AVG
02-03	41	1	685	101	247	.409	0	1	.000	93	115	.809	34	108	142	42	102	2	24	42	31	295	7.2
TOTALS	**41**	**1**	**685**	**101**	**247**	**.409**	**0**	**1**	**.000**	**93**	**115**	**.809**	**34**	**108**	**142**	**42**	**102**	**2**	**24**	**42**	**31**	**295**	**7.2**

Carter, Maurice — 6-5 • Guard • Louisiana State

Signed to a 10-day contract on Mar. 25, 2004...Signed for the remainder of the season on Apr. 4, 2004. Selected by Charlotte in the 2004 NBA Expansion Draft.

YEAR	G	GS	MIN	FG	FGA	PCT	3P	3PA	PCT	FT	FTA	PCT	OFF	DEF	TOT	AST	PF	DQ	STL	TO	BLK	PTS	AVG
03-04	6	0	60	6	21	.286	3	8	.375	5	8	.625	2	6	8	2	5	0	0	3	0	20	3.3

Casspi, Omri — 6-9 • Forward • Israel

Acquired from the Sacramento Kings along with DeMarcus Cousins in exchange for Tyreke Evans, Buddy Hield, Langston Galloway, and draft picks on February 20, 2017.

YEAR	G	GS	MIN	FG	FGA	PCT	3P	3PA	PCT	FT	FTA	PCT	OFF	DEF	TOT	AST	PF	DQ	STL	TO	BLK	PTS	AVG
16-17	1	0	24	5	9	.556	2	4	.500	--	--	---	1	1	2	0	3	0	0	2	0	12	12.0

Chandler, Tyson — 7-1 • Center • Dominguez HS (CA)

Acquired from the Chicago Bulls in exchange for PJ Brown and J.R. Smith on July 14, 2006...Traded to Charlotte on July 28, 2009 in exchange for Emeka Okafor.

YEAR	G	GS	MIN	FG	FGA	PCT	3P	3PA	PCT	FT	FTA	PCT	OFF	DEF	TOT	AST	PF	DQ	STL	TO	BLK	PTS	AVG
06-07	73	73	2525	292	468	.624	0	1	.000	106	201	.527	320	584	904	66	244	5	37	126	129	690	9.5
07-08	79	79	2783	377	605	.623	0	1	.000	175	295	.593	322	606	928	81	243	4	45	136	84	929	11.8
08-09	45	45	1445	160	283	.565	0	0	--	77	133	.579	163	230	393	22	144	2	15	70	56	397	8.8
TOTALS	**197**	**197**	**6753**	**829**	**1356**	**.611**	**0**	**2**	**.000**	**358**	**629**	**.569**	**805**	**1420**	**2225**	**169**	**631**	**11**	**97**	**332**	**269**	**2016**	**10.2**

Cheatham, Zylan — 6-8 • Forward • Arizona State

Signed a two-way contract on July 24, 2019...Traded to Oklahoma City along with Josh Gray, Darius Miller, and Kenrich Williams as part of a four team trade that also sent Jrue Holiday to Milwaukee in exchange for Steven Adams (from Oklahoma City), Eric Bledsoe, and two future first round draft picks and the rights to swap two additional first round picks (from Milwaukee).

YEAR	G	GS	MIN	FG	FGA	PCT	3P	3PA	PCT	FT	FTA	PCT	OFF	DEF	TOT	AST	PF	DQ	STL	TO	BLK	PTS	AVG
19-20	4	0	51	6	9	.667	0	1	.000	0	0	--	3	6	9	3	10	0	1	4	1	12	3.0

Childress, Josh — 6-8 • Forward • Stanford

Signed as an unrestricted free agent on August 3, 2013.

YEAR	G	GS	MIN	FG	FGA	PCT	3P	3PA	PCT	FT	FTA	PCT	OFF	DEF	TOT	AST	PF	DQ	STL	TO	BLK	PTS	AVG
13-14	4	0	24	0	0	.000	0	0	.000	0	0	--	0	3	3	2	1	0	1	1	0	0	0.0

Clark, Gary — 6-6 • Forward • Cincinnati

Signed as a free agent on December 3, 2021...Waived on January 7, 2022...Signed to a two-way contract on January 9, 2022.

YEAR	G	GS	MIN	FG	FGA	PCT	3P	3PA	PCT	FT	FTA	PCT	OFF	DEF	TOT	AST	PF	DQ	STL	TO	BLK	PTS	AVG
21-22	38	1	378	33	88	.375	28	70	.400	7	10	.700	23	67	90	18	20	0	13	10	7	101	2.7

Clark, Ian — 6-3 • Guard • Belmont

Signed as an unrestricted free agent on August 3, 2018...Re-signed with New Orleans on July 9, 2018...Became an unrestricted free agent at the conclusion of the 2018-19 season.

YEAR	G	GS	MIN	FG	FGA	PCT	3P	3PA	PCT	FT	FTA	PCT	OFF	DEF	TOT	AST	PF	DQ	STL	TO	BLK	PTS	AVG
17-18	74	2	1455	222	495	.448	62	195	.318	45	59	.763	10	117	127	110	120	0	33	57	10	551	7.4
18-19	60	6	973	151	383	.394	66	202	.327	33	37	.892	13	76	89	94	95	0	22	58	8	401	6.7
TOTALS	**134**	**8**	**2428**	**373**	**878**	**.425**	**128**	**397**	**.322**	**78**	**96**	**.813**	**23**	**193**	**216**	**204**	**215**	**0**	**55**	**115**	**18**	**952**	**7.1**

Claxton, Speedy — 5-11 • Guard • Hofstra

Acquired from Golden State along with Dale Davis and cash considerations in exchange for Baron Davis on Feb. 24, 2005...Became a free agent following the 2005-06 season.

YEAR	G	GS	MIN	FG	FGA	PCT	3P	3PA	PCT	FT	FTA	PCT	OFF	DEF	TOT	AST	PF	DQ	STL	TO	BLK	PTS	AVG
04-05	16	3	365	41	110	.373	1	9	.111	25	41	.610	5	26	31	88	30	1	22	27	2	108	6.8
05-06	71	3	2019	304	736	.413	17	63	.270	246	320	.769	39	154	93	339	177	1	108	154	6	871	12.3
TOTALS	**87**	**6**	**2384**	**345**	**846**	**.408**	**18**	**72**	**.250**	**271**	**361**	**.751**	**44**	**180**	**224**	**427**	**207**	**2**	**130**	**181**	**8**	**979**	**11.3**

Cole, Norris — 6-2 • Guard • Cleveland State

Acquired along with Justin Hamilton and Shawne Williams and cash considerations from Miami as part of a three-team deal that sent John Salmons to Phoenix...Re-signed by New Orleans as a restricted free agent September 17, 2015...Became an unrestricted free agent at the conclusion of the 2015-16 season.

YEAR	G	GS	MIN	FG	FGA	PCT	3P	3PA	PCT	FT	FTA	PCT	OFF	DEF	TOT	AST	PF	DQ	STL	TO	BLK	PTS	AVG
14-15	28	2	683	112	252	.444	28	74	.378	26	35	.743	1	50	51	90	49	1	15	41	7	278	9.9
15-16	45	23	1198	196	484	.405	33	102	.324	52	65	.800	10	141	151	167	102	0	37	75	5	477	10.6
TOTALS	**73**	**25**	**1881**	**308**	**736**	**.418**	**61**	**176**	**.347**	**78**	**100**	**.780**	**11**	**191**	**202**	**257**	**151**	**1**	**52**	**116**	**12**	**755**	**10.3**

Collison, Darren — 6-0 • Guard • UCLA

Selected in the first round (21st overall) of the 2009 NBA Draft...Traded to Indiana along with James Posey in a four-team trade on Aug. 11, 2010.

YEAR	G	GS	MIN	FG	FGA	PCT	3P	3PA	PCT	FT	FTA	PCT	OFF	DEF	TOT	AST	PF	DQ	STL	TO	BLK	PTS	AVG
09-10	76	37	2109	376	789	.477	46	115	.400	148	174	.851	41	151	192	432	92	0	78	202	4	946	12.4

Cook, Quinn — 6-2 • Guard • Duke

Signed a 10-day contract on March 19, 2017...Signed a second 10-day contract on March 29, 2017...Signed for the remainder of the 2016-17 season on April 8...Waived on July 25, 2017.

YEAR	G	GS	MIN	FG	FGA	PCT	3P	3PA	PCT	FT	FTA	PCT	OFF	DEF	TOT	AST	PF	DQ	STL	TO	BLK	PTS	AVG
16-17	9	0	111	22	41	.537	6	12	.500	2	3	.667	1	3	5	14	7	0	3	5	0	52	5.8

TEAM HISTORY

Cooke, Charles — 6-5 • Guard • Dayton

Signed a two-way contract on August 2, 2017...Became an unrestricted free agent at the conclusion of the 2017-18 season.

YEAR	G	GS	MIN	FG	FGA	PCT	3P	3PA	PCT	FT	FTA	PCT	OFF	DEF	TOT	AST	PF	DQ	STL	TO	BLK	PTS	AVG
17-18	13	0	38	2	14	.143	1	8	.125	1	2	.500	0	2	2	1	0	0	1	1	0	6	0.5

Cousins, DeMarcus — 6-11 • Forward • Kentucky

Acquired from the Sacramento Kings along with Omri Casspi in exchange for Tyreke Evans, Buddy Hield, Langston Galloway, and draft picks on February 20, 2017...Became a unrestricted free agent at the conclusion of the 2017-18 season.

YEAR	G	GS	MIN	FG	FGA	PCT	3P	3PA	PCT	FT	FTA	PCT	OFF	DEF	TOT	AST	PF	DQ	STL	TO	BLK	PTS	AVG
16-17	17	17	574	142	314	.452	36	96	.375	94	121	.777	38	174	212	66	75	3	25	62	19	414	24.4
17-18	48	48	1737	406	864	.470	104	294	.354	294	394	.746	105	512	617	257	183	0	79	242	76	1210	25.2
TOTALS	**65**	**65**	**2311**	**548**	**1178**	**.465**	**140**	**390**	**.359**	**388**	**515**	**.753**	**142**	**686**	**828**	**323**	**258**	**3**	**104**	**304**	**95**	**1624**	**25.0**

Crawford, Jordan — 6-4 • Guard • Xavier

Signed a 10-day contract on March 6, 2017...Signed a multi-year contract on March 16, 2017...Waived on October 22, 2017...Signed on April 5, 2018...Became an unrestricted free agent at the conclusion of the 2017-18 season.

YEAR	G	GS	MIN	FG	FGA	PCT	3P	3PA	PCT	FT	FTA	PCT	OFF	DEF	TOT	AST	PF	DQ	STL	TO	BLK	PTS	AVG
16-17	19	0	442	105	218	.482	37	95	.389	20	26	.769	4	30	34	57	30	0	11	25	2	267	14.1
17-18	5	0	53	12	27	.444	8	14	.571	1	1	1.000	2	2	4	13	7	0	1	5	1	33	6.6
TOTALS	**24**	**0**	**495**	**117**	**245**	**.478**	**45**	**109**	**.413**	**21**	**27**	**.778**	**6**	**32**	**38**	**70**	**37**	**0**	**12**	**30**	**3**	**300**	**12.5**

Crutcher, Jalen — 6-2 • Guard • Dayton

Signed to a 10-day contract on Mar. 3, 2024.

YEAR	G	GS	MIN	FG	FGA	PCT	3P	3PA	PCT	FT	FTA	PCT	OFF	DEF	TOT	AST	PF	DQ	STL	TO	BLK	PTS	AVG
23-24	1	0	3	0	1	.000	---	---	---	---	---	---	0	0	0	0	0	0	0	0	0	0	0.0

Cunningham, Dante — 6-8 • Forward • Villanova

Signed as an unrestricted free agent December 4, 2014...Re-signed as unrestricted free agent July 9, 2015...Re-signed as an unrestricted free agent September 25, 2017...Traded to Brooklyn in exchange for Rashad Vaughn February 8, 2018.

YEAR	G	GS	MIN	FG	FGA	PCT	3P	3PA	PCT	FT	FTA	PCT	OFF	DEF	TOT	AST	PF	DQ	STL	TO	BLK	PTS	AVG
14-15	66	27	1652	155	339	.457	1	10	.100	29	47	.617	70	186	256	50	101	0	46	35	37	340	5.2
15-16	80	46	1971	186	412	.451	55	174	.316	57	82	.695	57	179	236	77	173	1	42	41	33	484	6.1
16-17	66	35	1649	174	359	.485	71	181	.392	16	27	.593	56	221	277	36	100	0	39	28	28	435	6.6
17-18	51	24	1115	99	225	.440	35	108	.324	20	36	.556	50	143	193	26	75	1	27	16	16	253	5.0
TOTALS	**263**	**132**	**6387**	**614**	**1335**	**.460**	**162**	**473**	**.342**	**122**	**192**	**.635**	**233**	**729**	**962**	**190**	**449**	**2**	**154**	**120**	**114**	**1512**	**5.7**

Daniels, Antonio — 6-4 • Guard • Bowling Green

Acquired along with a 2015 second round draft pick as part of a three team trade on December 9, 2008 that sent Mike James (NOH) and Jarvaris Crittenton (MEM) to Washington, with the Grizzlies receiving a 2010 first round draft pick...Traded to Minnesota in exchange for Bobby Brown and Darius Songaila on September 9, 2009.

YEAR	G	GS	MIN	FG	FGA	PCT	3P	3PA	PCT	FT	FTA	PCT	OFF	DEF	TOT	AST	PF	DQ	STL	TO	BLK	PTS	AVG
08-09	61	4	733	81	191	.424	17	49	.347	55	67	.821	5	50	55	130	41	0	19	49	1	234	3.8

Daniels, Dyson — 6-8 • Guard • Australia

Selected in the first round of the 2022 NBA Draft (8th pick) on June 23, 2022...Signed a multi-year contract on July 8, 2022...Traded to Atlanta along with E.J. Liddell, Larry Nance Jr., Cody Zeller, and two first round picks in exchange for Dejounte Murray on July 6, 2024.

YEAR	G	GS	MIN	FG	FGA	PCT	3P	3PA	PCT	FT	FTA	PCT	OFF	DEF	TOT	AST	PF	DQ	STL	TO	BLK	PTS	AVG
22-23	59	11	1042	87	208	.418	27	86	.314	26	40	.650	36	152	188	134	99	0	43	57	11	227	3.8
23-24	61	16	1358	139	311	.447	42	135	.311	34	53	.642	62	174	236	164	101	0	85	59	25	354	5.8
TOTALS	**120**	**27**	**2400**	**226**	**519**	**.435**	**69**	**221**	**.312**	**60**	**93**	**.645**	**98**	**326**	**424**	**298**	**200**	**0**	**128**	**116**	**36**	**581**	**4.8**

Davis, Anthony — 6-10 • Forward • Kentucky

Selected in the first round of the 2012 NBA Draft (1st pick) on June 28, 2012...Signed contract extension July 9, 2015...Traded to Los Angeles Lakers in exchange for Lonzo Ball, Josh Hart, Brandon Ingram, the draft rights to De'Andre Hunter, and two future first round picks on July 6, 2019.

YEAR	G	GS	MIN	FG	FGA	PCT	3P	3PA	PCT	FT	FTA	PCT	OFF	DEF	TOT	AST	PF	DQ	STL	TO	BLK	PTS	AVG
12-13	64	60	1846	349	676	.516	0	6	.000	169	225	.751	165	357	522	63	158	0	75	89	112	867	13.5
13-14	67	66	2358	522	1005	.519	2	9	.222	348	440	.791	207	466	673	105	200	1	89	109	189	1394	20.8
14-15	68	68	2455	642	1199	.535	1	12	.083	371	461	.805	173	523	696	149	141	0	100	95	200	1656	24.4
15-16	61	61	2164	560	1136	.493	35	108	.324	326	430	.758	130	497	627	116	148	0	78	121	125	1481	24.3
16-17	75	75	2708	770	1527	.504	40	134	.299	519	647	.802	174	712	886	157	168	0	94	181	167	2099	28.0
17-18	75	75	2727	780	1462	.534	55	162	.340	495	598	.828	187	645	832	174	159	2	115	162	193	2110	28.1
18-19	56	56	1850	530	1026	.517	48	145	.331	344	433	.794	174	498	672	218	132	0	88	112	135	1452	25.9
TOTALS	**466**	**461**	**16108**	**4153**	**8030**	**.517**	**48**	**145**	**.314**	**2572**	**3234**	**.795**	**1208**	**3698**	**4906**	**982**	**1106**	**3**	**639**	**869**	**1121**	**11059**	**23.7**

Davis, Baron — 6-3 • Guard • UCLA

Selected in the first round of the 1999 NBA Draft (3rd pick)...Traded to Golden State in exchange for Dale Davis, Speedy Claxton and cash considerations on Feb. 24, 2005.

YEAR	G	GS	MIN	FG	FGA	PCT	3P	3PA	PCT	FT	FTA	PCT	OFF	DEF	TOT	AST	PF	DQ	STL	TO	BLK	PTS	AVG
02-03	50	47	1889	332	798	.416	99	283	.350	93	131	.710	56	130	186	320	148	3	91	140	22	856	17.1
03-04	67	66	2686	554	1402	.395	187	582	.321	237	352	.673	66	221	287	501	178	2	158	215	27	1532	22.9
04-05	18	13	593	111	303	.366	44	137	.321	74	96	.771	16	51	67	129	52	0	31	38	4	340	18.9
TOTALS	**135**	**126**	**5168**	**997**	**2503**	**.398**	**330**	**1002**	**.329**	**404**	**579**	**.698**	**138**	**402**	**540**	**950**	**378**	**5**	**280**	**393**	**53**	**2728**	**20.2**

Dejean-Jones, Bryce — 6-6 • Guard • Iowa State

Signed to a 10-day contract on Jan. 21, 2016...Signed to a second 10-day contract on Feb. 1, 2016...Signed for the remainder of the 2015-16 season on Feb. 19, 2016.

YEAR	G	GS	MIN	FG	FGA	PCT	3P	3PA	PCT	FT	FTA	PCT	OFF	DEF	TOT	AST	PF	DQ	STL	TO	BLK	PTS	AVG
15-16	14	11	279	28	69	.406	12	32	.375	11	21	.524	8	40	48	15	17	0	10	11	2	79	5.6

TEAM HISTORY

Diallo, Cheick — 6-9 • Forward • Kansas

Acquired by New Orleans in exchange for the draft rights to David Michineau and Diamond Stone on June 23, 2016...Became an unrestricted free agent following the 2018-19 season.

YEAR	G	GS	MIN	FG	FGA	PCT	3P	3PA	PCT	FT	FTA	PCT	OFF	DEF	TOT	AST	PF	DQ	STL	TO	BLK	PTS	AVG
16-17	17	0	199	36	76	.474	--	--	---	15	21	.714	23	50	73	4	17	0	4	7	7	87	5.1
17-18	52	0	481	102	176	.580	--	--	---	50	66	.758	47	164	211	19	82	0	11	28	21	254	4.9
18-19	64	1	896	168	271	.620	1	4	.250	50	67	.746	75	257	332	33	113	0	29	49	33	387	6.0
TOTALS	**133**	**1**	**1676**	**306**	**523**	**.585**	**1**	**4**	**.250**	**115**	**154**	**.747**	**145**	**471**	**616**	**56**	**212**	**0**	**44**	**84**	**61**	**728**	**5.5**

Dickau, Dan — 6-0 • Guard • Gonzaga

Acquired from Dallas in exchange for Darrell Armstrong and a 2005 second round draft pick on Dec. 3, 2004...Traded to Boston for a 2006 second round pick on Sept. 30, 2005.

YEAR	G	GS	MIN	FG	FGA	PCT	3P	3PA	PCT	FT	FTA	PCT	OFF	DEF	TOT	AST	PF	DQ	STL	TO	BLK	PTS	AVG
04-05	67	46	2074	305	748	.408	84	242	.347	188	225	.836	34	145	179	346	200	3	76	144	4	882	13.2

Dickinson, Hunter — 7-1 • Center • Kansas

Signed a two-way contract on July 5, 2025.

YEAR	G	GS	MIN	FG	FGA	PCT	3P	3PA	PCT	FT	FTA	PCT	OFF	DEF	TOT	AST	PF	DQ	STL	TO	BLK	PTS	AVG
25-26	5	0	42	5	14	.357	0	4	.000	2	2	1.000	2	3	5	2	6	0	1	3	2	12	2.4

Douglas, Toney — 6-2 • Guard • Florida State

Signed to a 10-day contract on February 4, 2015...Released February 19, 2015...Re-signed March 24, 2015...Waived July 31, 2015...Re-signed October 30, 2015...Waived July 12, 2016.

YEAR	G	GS	MIN	FG	FGA	PCT	3P	3PA	PCT	FT	FTA	PCT	OFF	DEF	TOT	AST	PF	DQ	STL	TO	BLK	PTS	AVG
14-15	12	0	177	19	51	.373	5	18	.278	8	13	.615	2	20	22	24	20	0	11	10	4	51	4.3
15-16	61	18	1262	183	445	.411	81	203	.399	84	99	.848	25	118	143	157	131	1	70	64	5	531	8.7
TOTALS	**73**	**18**	**1439**	**202**	**496**	**.407**	**86**	**221**	**.389**	**92**	**112**	**.821**	**27**	**138**	**165**	**181**	**151**	**1**	**81**	**74**	**9**	**582**	**8.0**

Drew, Bryce — 6-3 • Guard • Valparaiso

Signed as a free agent on July 24, 2001...Waived on Mar. 2, 2004.

YEAR	G	GS	MIN	FG	FGA	PCT	3P	3PA	PCT	FT	FTA	PCT	OFF	DEF	TOT	AST	PF	DQ	STL	TO	BLK	PTS	AVG
02-03	13	0	79	8	27	.296	3	7	.429	0	0	--	4	9	13	11	2	0	2	3	0	19	1.5
03-04	15	0	78	4	18	.222	1	7	.143	3	3	1.000	0	6	6	13	1	0	4	8	0	12	0.8
TOTALS	**28**	**0**	**157**	**12**	**45**	**.267**	**4**	**14**	**.286**	**3**	**3**	**1.000**	**4**	**15**	**19**	**24**	**3**	**0**	**6**	**11**	**0**	**31**	**1.1**

Drew II, Larry — 6-2 • Guard • UCLA

Signed a 10-day contract on March 15, 2018...Signed a second 10-day contract on March 26, 2018.

YEAR	G	GS	MIN	FG	FGA	PCT	3P	3PA	PCT	FT	FTA	PCT	OFF	DEF	TOT	AST	PF	DQ	STL	TO	BLK	PTS	AVG
17-18	7	0	55	6	17	.353	3	6	.500	--	--	---	2	0	2	8	4	0	0	2	0	15	2.1

Dyson, Jerome — 6-3 • Guard • Connecticut

Signed as a free agent on December 9, 2011...Re-signed by the Hornets on April 10, 2012. Signed for the remainder of the season on April 20, 2012.

YEAR	G	GS	MIN	FG	FGA	PCT	3P	3PA	PCT	FT	FTA	PCT	OFF	DEF	TOT	AST	PF	DQ	STL	TO	BLK	PTS	AVG
11-12	9	1	180	19	48	.396	1	8	.125	28	36	.778	2	17	19	18	19	0	11	20	2	67	7.4

Edwards, Corsley — 6-9 • Forward • Central Connecticut State

Signed as a free agent on Dec. 4, 2004...Waived on Jan. 3, 2005...Signed to a 10-day contract on Jan. 5, 2005...Became a free agent on Jan. 14, 2005.

YEAR	G	GS	MIN	FG	FGA	PCT	3P	3PA	PCT	FT	FTA	PCT	OFF	DEF	TOT	AST	PF	DQ	STL	TO	BLK	PTS	AVG
04-05	10	0	110	10	31	.323	0	0	--	7	12	.583	12	13	25	3	19	1	3	2	4	27	2.7

Ely, Melvin — 6-9 • Forward/Center • Fresno State

Signed as a free agent by the Hornets on September 13, 2007...Became a free agent following the 2008-09 season...Re-signed as unrestricted free agent April 14, 2014...Traded to Washington in three-team trade with Houston, in exchange for Omer Asik, Omri Caspi and cash considerations (from Houston), along with Alonzo Gee, Scotty Hopkins and a 2015 First Round Draft pick (from New Orleans to Houston) on July 15, 2015.

YEAR	G	GS	MIN	FG	FGA	PCT	3P	3PA	PCT	FT	FTA	PCT	OFF	DEF	TOT	AST	PF	DQ	STL	TO	BLK	PTS	AVG
07-08	52	1	621	85	180	.472	0	0	--	32	58	.552	28	117	145	22	79	0	7	42	18	202	3.9
08-09	31	4	373	37	95	.389	0	0	--	23	36	.639	30	34	64	18	58	0	2	23	9	97	3.1
13-14	2	0	27	3	6	.500	0	0	--	0	0	--	0	1	1	0	5	0	0	0	1	6	3.0
TOTALS	**85**	**5**	**1021**	**125**	**281**	**.445**	**0**	**0**	**--**	**55**	**94**	**.585**	**58**	**152**	**210**	**40**	**142**	**0**	**9**	**65**	**28**	**305**	**3.6**

Ennis, James — 6-7 • Forward • Long Beach State

Signed to a 10-day contract on March 30, 2016...Signed for the remainder of the 2015-16 season on April 9, 2016...Became a free agent at the conclusion of the 2015-16 season.

YEAR	G	GS	MIN	FG	FGA	PCT	3P	3PA	PCT	FT	FTA	PCT	OFF	DEF	TOT	AST	PF	DQ	STL	TO	BLK	PTS	AVG
15-16	9	5	282	50	100	.500	24	50	.480	19	24	.792	17	18	35	18	26	1	12	17	3	143	15.9

Evans, Tyreke — 6-6 • Guard • Memphis

Acquired from the Sacramento Kings as a part of a three team trade on July 10, 2013...Traded to Sacramento along with Langston Galloway and Buddy Hield in exchange for Omri Casspi and DeMarcus Cousins on February 20, 2017.

YEAR	G	GS	MIN	FG	FGA	PCT	3P	3PA	PCT	FT	FTA	PCT	OFF	DEF	TOT	AST	PF	DQ	STL	TO	BLK	PTS	AVG
13-14	72	22	2028	391	897	.436	21	95	.221	239	310	.771	76	265	341	363	155	0	84	175	21	1042	14.5
14-15	79	76	2690	521	1165	.447	69	227	.304	202	291	.694	82	334	416	521	198	3	100	246	97	1313	16.6
15-16	25	25	765	136	314	.433	33	85	.388	74	93	.796	20	109	129	164	66	0	32	73	8	379	15.2
16-17	26	0	474	91	227	.401	21	70	.300	45	58	.776	6	80	86	91	41	0	23	39	4	248	9.5
TOTALS	**202**	**123**	**5957**	**1139**	**2603**	**.438**	**144**	**477**	**.302**	**560**	**752**	**.745**	**184**	**788**	**972**	**1139**	**460**	**3**	**239**	**533**	**70**	**2982**	**14.8**

TEAM HISTORY

Ewing, Jr., Patrick — 6-8 • Forward • Georgetown

Signed a 10-day contract on March 26, 2011...Signed a contract for the rest of the 2010-2011 season...Waived on December 13, 2011.

YEAR	G	GS	MIN	FG	FGA	PCT	3P	3PA	PCT	FT	FTA	PCT	OFF	DEF	TOT	AST	PF	DQ	STL	TO	BLK	PTS	AVG
10-11	7	0	19	0	5	.000	0	2	.000	3	4	.750	1	1	2	2	1	0	0	1	1	3	0.4

Favors, Derrick — 6-10 • Forward/Center • Georgia Tech

Acquired from Utah in exchange for two future second round picks on July 7, 2019.

YEAR	G	GS	MIN	FG	FGA	PCT	3P	3PA	PCT	FT	FTA	PCT	OFF	DEF	TOT	AST	PF	DQ	STL	TO	BLK	PTS	AVG
19-20	51	49	1243	209	339	.617	1	7	.143	40	71	.563	163	338	501	81	107	0	30	55	46	459	9.0

Fears, Jeremiah — 6-4 • Guard • Oklahoma

Selected 7th overall by New Orleans in the 2025 NBA Draft....Signed by New Orleans to a multi-year contract on July 5, 2025.

YEAR	G	GS	MIN	FG	FGA	PCT	3P	3PA	PCT	FT	FTA	PCT	OFF	DEF	TOT	AST	PF	DQ	STL	TO	BLK	PTS	AVG
25-26	82	49	2112	437	1006	.434	101	306	.330	194	246	.789	60	240	300	279	151	0	97	178	30	1169	14.3

Fizer, Marcus — 6-8 • Forward • Iowa State

Signed as a free agent on April 10, 2006...Became a free agent following the 2005-06 season.

YEAR	G	GS	MIN	FG	FGA	PCT	3P	3PA	PCT	FT	FTA	PCT	OFF	DEF	TOT	AST	PF	DQ	STL	TO	BLK	PTS	AVG
05-06	3	0	39	9	17	.529	1	1	1.000	1	2	.500	1	6	7	1	5	0	0	2	0	20	6.7

Foote, Jeff — 7-0 • Center • Cornell

Signed as a free agent to a 10-day contract on March 9, 2012.

YEAR	G	GS	MIN	FG	FGA	PCT	3P	3PA	PCT	FT	FTA	PCT	OFF	DEF	TOT	AST	PF	DQ	STL	TO	BLK	PTS	AVG
11-12	4	0	39	2	6	.333	0	0	--	0	0	---	1	5	6	0	5	0	0	2	1	4	1.0

Frazier, Tim — 6-1 • Guard • Penn State

Signed to a 10-day contract on March 16, 2016...Signed for the remainder of the 2015-16 season on March 26, 2016....Re-signed as unrestricted free agent July 22, 2016...Traded to Washington in exchange for the 52nd overall pick in the 2017 NBA Draft on June 21, 2017...Claimed off waivers on October 17, 2018...Waived on February 28, 2019.

YEAR	G	GS	MIN	FG	FGA	PCT	3P	3PA	PCT	FT	FTA	PCT	OFF	DEF	TOT	AST	PF	DQ	STL	TO	BLK	PTS	AVG
15-16	16	1	469	76	169	.450	13	31	.419	45	59	.763	15	56	71	120	42	0	23	38	1	210	13.1
16-17	65	35	1525	163	404	.403	40	128	.313	98	129	.760	34	139	173	335	133	1	56	101	6	464	7.1
18-19	47	17	909	88	195	.451	27	77	.351	32	41	.780	32	105	137	206	93	0	25	60	4	235	5.0
TOTALS	**128**	**53**	**2903**	**327**	**768**	**.426**	**80**	**236**	**.336**	**175**	**229**	**.764**	**81**	**300**	**381**	**661**	**268**	**1**	**104**	**199**	**11**	**909**	**7.1**

Fredette, Jimmer — 6-2 • Guard • Brigham Young

Signed as a free agent on July 22, 2014...Became a free agent at the conclusion of the 2014-15 season...Re-signed November 10, 2015...Waived November 19, 2015.

YEAR	G	GS	MIN	FG	FGA	PCT	3P	3PA	PCT	FT	FTA	PCT	OFF	DEF	TOT	AST	PF	DQ	STL	TO	BLK	PTS	AVG
14-15	50	0	509	63	166	.380	9	48	.188	43	45	.956	8	32	40	58	43	0	15	33	2	178	3.6
15-16	4	0	13	1	4	.250	0	1	.000	--	--	--	0	0	0	1	1	0	1	1	0	2	0.5
TOTALS	**54**	**0**	**522**	**64**	**170**	**.376**	**9**	**49**	**.184**	**43**	**45**	**.956**	**8**	**32**	**40**	**59**	**44**	**0**	**16**	**34**	**2**	**180**	**3.3**

Freije, Matt — 6-10 • Forward • Vanderbilt

Signed as a free agent on Nov. 19, 2004...Waived on Jan. 21, 2005.

YEAR	G	GS	MIN	FG	FGA	PCT	3P	3PA	PCT	FT	FTA	PCT	OFF	DEF	TOT	AST	PF	DQ	STL	TO	BLK	PTS	AVG
04-05	23	11	441	37	127	.291	14	54	.259	5	8	.625	16	45	61	20	40	1	13	17	2	93	4.0

Gabriel, Wenyen — 6-9 • Forward • Kentucky

Signed as a free agent on November 30, 2020.

YEAR	G	GS	MIN	FG	FGA	PCT	3P	3PA	PCT	FT	FTA	PCT	OFF	DEF	TOT	AST	PF	DQ	STL	TO	BLK	PTS	AVG
20-21	21	0	241	24	60	.400	13	32	.406	11	17	.647	20	34	54	11	32	1	9	15	8	72	3.4

Galloway, Langston — 6-2 • Guard • Saint Joseph's (PA)

Signed as a free agent on July 21, 2016...Traded to Sacramento along with Tyreke Evans and Buddy Hield in exchange for Omri Casspi and DeMarcus Cousins on February 20, 2017.

YEAR	G	GS	MIN	FG	FGA	PCT	3P	3PA	PCT	FT	FTA	PCT	OFF	DEF	TOT	AST	PF	DQ	STL	TO	BLK	PTS	AVG
16-17	55	0	1120	165	441	.374	101	268	.377	40	52	.769	20	101	121	65	76	0	40	28	5	471	8.6

Garcia, Alex — 6-3 • Guard • Brazil

Claimed off of waivers from San Antonio on June 16, 2004...Waived on Dec. 27, 2004.

YEAR	G	GS	MIN	FG	FGA	PCT	3P	3PA	PCT	FT	FTA	PCT	OFF	DEF	TOT	AST	PF	DQ	STL	TO	BLK	PTS	AVG
04-05	8	3	146	18	52	.346	5	18	.278	3	4	.750	7	8	15	18	15	0	4	8	1	44	5.5

Gates, Kaiser — 6-8 • Forward • Xavier (OH)

Signed to a two-way contract on Sept. 28, 2023...Waived on Nov. 3, 2023.

YEAR	G	GS	MIN	FG	FGA	PCT	3P	3PA	PCT	FT	FTA	PCT	OFF	DEF	TOT	AST	PF	DQ	STL	TO	BLK	PTS	AVG
23-24	1	0	7	0	4	.000	0	2	.000	---	---	---	0	1	1	0	0	0	0	0	0	0	0.0

Gee, Alonzo — 6-6 • Forward • Alabama

Signed as a free agent on July 16, 2015...Waived on October 24, 2016.

YEAR	G	GS	MIN	FG	FGA	PCT	3P	3PA	PCT	FT	FTA	PCT	OFF	DEF	TOT	AST	PF	DQ	STL	TO	BLK	PTS	AVG
15-16	73	38	1632	132	255	.518	17	60	.283	44	66	.667	60	185	245	72	169	2	63	55	13	325	4.5

TEAM HISTORY

Goodwin, Archie — 6-5 • Guard • Kentucky

Signed as a free agent on November 7, 2016...Waived on November 20, 2016.

YEAR	G	GS	MIN	FG	FGA	PCT	3P	3PA	PCT	FT	FTA	PCT	OFF	DEF	TOT	AST	PF	DQ	STL	TO	BLK	PTS	AVG
16-17	3	0	30	2	5	.400	1	2	.500	10	10	1.000	0	0	0	1	1	0	0	0	1	15	5.0

Gordon, Eric — 6-4 • Guard • Indiana

Acquired from the LA Clippers along with Al-Farouq Aminu, Chris Kaman and a 2012 first round draft pick for Chris Paul and two 2015 second round draft picks...Re-signed as a restricted free agent on July 14, 2012...Exercised player option for 2015-16 season on June 18, 2015...Became an unrestricted free agent at the conclusion of the 2015-16 season.

YEAR	G	GS	MIN	FG	FGA	PCT	3P	3PA	PCT	FT	FTA	PCT	OFF	DEF	TOT	AST	PF	DQ	STL	TO	BLK	PTS	AVG
11-12	9	9	310	63	140	.450	10	40	.250	49	65	.754	2	23	25	31	20	0	13	24	4	185	20.6
12-13	42	40	1264	235	584	.402	56	173	.324	187	222	.842	10	67	77	137	75	1	45	117	8	713	17.0
13-14	64	64	2057	356	817	.436	101	258	.391	175	223	.785	30	135	165	208	114	2	74	134	12	988	15.4
14-15	61	60	2018	285	694	.411	141	315	.448	107	133	.805	28	131	159	229	145	0	50	122	14	818	13.4
15-16	45	44	1481	231	552	.418	113	294	.384	111	125	.888	10	89	99	121	98	0	43	73	14	686	15.2
TOTALS	**221**	**217**	**7130**	**1170**	**2787**	**.420**	**421**	**1080**	**.390**	**629**	**768**	**.819**	**80**	**445**	**525**	**726**	**452**	**3**	**225**	**470**	**52**	**3390**	**15.3**

Graham, Devonte' — 6-1 • Guard • Kansas

Aquired from Charlotte in exchange for forward Wes Iwundu, a future protected first round draft pick, and cash considerations on August 7, 2021...Traded to San Antonio in exchange for Josh Richardson on February 9, 2023.

YEAR	G	GS	MIN	FG	FGA	PCT	3P	3PA	PCT	FT	FTA	PCT	OFF	DEF	TOT	AST	PF	DQ	STL	TO	BLK	PTS	AVG
21-22	76	63	2162	296	815	.363	192	563	.341	118	140	.843	37	140	177	316	95	0	71	105	12	902	11.9
22-23	53	0	811	85	231	.368	66	190	.347	44	59	.746	12	60	72	116	48	0	30	27	10	280	7.4
TOTALS	**129**	**63**	**2973**	**381**	**1046**	**.364**	**258**	**753**	**.343**	**162**	**199**	**.814**	**49**	**200**	**249**	**432**	**143**	**0**	**101**	**132**	**22**	**1182**	**9.2**

Gray, Aaron — 7-0 • Center • Pittsburgh

Acquired from Chicago in exchange for Devin Brown on Jan. 25, 2010...Signed as a free agent on July 15, 2010...Became a free agent following the 2010-11 season.

YEAR	G	GS	MIN	FG	FGA	PCT	3P	3PA	PCT	FT	FTA	PCT	OFF	DEF	TOT	AST	PF	DQ	STL	TO	BLK	PTS	AVG
09-10	24	0	261	34	61	.557	0	0	.000	18	21	.857	40	50	90	20	44	0	9	17	11	86	3.6
10-11	41	6	531	56	99	.566	0	0	.000	17	34	.500	59	112	171	16	96	2	11	32	12	129	3.1
TOTALS	**65**	**6**	**792**	**90**	**160**	**.562**	**0**	**0**	**.000**	**35**	**55**	**.636**	**99**	**162**	**261**	**36**	**140**	**2**	**20**	**49**	**23**	**215**	**3.3**

Gray, Josh — 6-1 • Guard • Louisiana State

Signed a two-way contract on July 24, 2019...Traded to Oklahoma City along with Zylan Cheatham, Darius Miller, and Kenrich Williams as part of a four team trade that also sent Jrue Holiday to Milwaukee in exchange for Steven Adams (from Oklahoma City), Eric Bledsoe, and two future first round draft picks and the rights to swap two additional first round picks (from Milwaukee).

YEAR	G	GS	MIN	FG	FGA	PCT	3P	3PA	PCT	FT	FTA	PCT	OFF	DEF	TOT	AST	PF	DQ	STL	TO	BLK	PTS	AVG
19-20	2	0	23	1	2	.500	0	0	--	0	0	--	1	1	2	2	1	0	0	5	0	2	1.0

Green, Javonte — 6-4 • Guard/Forward • Radford

Signed as a free agent on August 22, 2024...Waived on February 20, 2025.

YEAR	G	GS	MIN	FG	FGA	PCT	3P	3PA	PCT	FT	FTA	PCT	OFF	DEF	TOT	AST	PF	DQ	STL	TO	BLK	PTS	AVG
24-25	50	18	1092	100	224	.446	38	108	.352	50	66	.758	49	129	178	45	77	0	55	28	30	288	5.8

Green, Willie — 6-4 • Guard • Detroit Mercy

Acquired from Philadelphia with Jason Smith for Craig Brackins and Darius Songaila on September 23, 2010...Became a free agent following the 2010-11 season.

YEAR	G	GS	MIN	FG	FGA	PCT	3P	3PA	PCT	FT	FTA	PCT	OFF	DEF	TOT	AST	PF	DQ	STL	TO	BLK	PTS	AVG
10-11	77	13	1674	270	609	.443	54	155	.348	78	100	.780	22	139	161	74	143	0	36	67	13	672	8.7

Hamilton, Jordan — 6-7 • Forward • Texas

Signed to a 10-day contract on March 25, 2016...Signed for the remainder of the 2015-16 season on April 4, 2016.

YEAR	G	GS	MIN	FG	FGA	PCT	3P	3PA	PCT	FT	FTA	PCT	OFF	DEF	TOT	AST	PF	DQ	STL	TO	BLK	PTS	AVG
15-16	11	4	304	49	116	.422	13	45	.289	14	21	.667	12	50	62	25	24	0	8	17	3	125	11.4

Harper, Jared — 5-10 • Guard • Auburn

Signed as a free agent on September 23, 2021...Waived on October 9, 2021...Signed to a two-way contract on December 21, 2021...Waived on January 9, 2022...Signed to a two-way contract on March 29, 2022.

YEAR	G	GS	MIN	FG	FGA	PCT	3P	3PA	PCT	FT	FTA	PCT	OFF	DEF	TOT	AST	PF	DQ	STL	TO	BLK	PTS	AVG
21-22	5	0	43	14	26	.538	5	12	.417	4	4	1.000	2	0	2	14	5	0	4	2	1	37	7.4

Harrington, Junior — 6-4 • Guard • Wingate

Signed as a free agent on Sept. 30, 2004. Waived on Jan. 21, 2005. Signed to a 10-day contract on Jan. 28, 2005. Became a free agent on Feb. 6, 2005.

YEAR	G	GS	MIN	FG	FGA	PCT	3P	3PA	PCT	FT	FTA	PCT	OFF	DEF	TOT	AST	PF	DQ	STL	TO	BLK	PTS	AVG
04-05	29	7	550	64	178	.360	6	19	.316	29	35	.829	13	50	63	62	72	1	25	41	5	163	5.6

Harris, Terrel — 6-5 • Guard • Oklahoma State

Signed as a free agent to a 10-day contract on March 8, 2013...Signed to a second 10-day contract on March 18, 2013...Signed for the remainder of the season on March 28, 2013.

YEAR	G	GS	MIN	FG	FGA	PCT	3P	3PA	PCT	FT	FTA	PCT	OFF	DEF	TOT	AST	PF	DQ	STL	TO	BLK	PTS	AVG
12-13	13	0	108	2	19	.105	0	7	.000	1	2	.500	0	17	17	7	14	0	2	13	3	5	0.4

Harrison, Andrew — 6-6 • Guard • Kentucky

Signed to a two-way contract on December 5, 2018...Waived on January 8, 2019.

YEAR	G	GS	MIN	FG	FGA	PCT	3P	3PA	PCT	FT	FTA	PCT	OFF	DEF	TOT	AST	PF	DQ	STL	TO	BLK	PTS	AVG
18-19	6	0	38	3	12	.250	2	10	.200	1	2	.500	2	3	5	7	7	0	0	2	0	9	1.5

TEAM HISTORY

Hart, Jason — 6-3 • Guard • Syracuse

Signed as a free agent to a 10-day contract on Feb. 5, 2010.

YEAR	G	GS	MIN	FG	FGA	PCT	3P	3PA	PCT	FT	FTA	PCT	OFF	DEF	TOT	AST	PF	DQ	STL	TO	BLK	PTS	AVG
09-10	4	0	17	1	1	1.000	0	0	--	0	0	--	0	2	2	5	4	0	1	3	1	2	0.5

Hart, Josh — 6-5 • Guard • Villanova

Acquired along with Lonzo Ball, Brandon Ingram, the draft rights to the fourth overall pick in the 2019 NBA Draft, De'Andre Hunter, and two future first round draft picks in exchange for Anthony Davis on July 6, 2019...Re-signed to a multi-year contract August 19, 2021...Traded to Portland along with Nickeil Alexander-Walker, Didi Louzada, Tomáš Satoranský, a protected 2022 first round draft pick, and two future second round draft picks in exchange for CJ McCollum, Larry Nance Jr. and Tony Snell on February 8, 2022.

YEAR	G	GS	MIN	FG	FGA	PCT	3P	3PA	PCT	FT	FTA	PCT	OFF	DEF	TOT	AST	PF	DQ	STL	TO	BLK	PTS	AVG
19-20	65	16	1755	225	532	.423	121	354	.342	85	115	.739	61	364	425	108	160	2	63	75	23	656	10.1
20-21	47	4	1349	151	344	.439	63	193	.326	69	89	.775	53	324	377	109	111	0	38	49	12	434	9.5
21-22	41	40	1374	195	386	.505	42	130	.323	116	154	.753	53	265	318	168	118	1	45	81	11	548	13.4
TOTALS	**153**	**60**	**4478**	**571**	**1262**	**.452**	**226**	**677**	**.334**	**270**	**358**	**.754**	**167**	**953**	**1120**	**385**	**389**	**3**	**146**	**205**	**46**	**2918**	**10.7**

Haston, Kirk — 6-9 • Forward • Indiana

Selected in the first round (16th overall) of the 2001 NBA Draft...Waived on Oct. 29, 2003.

YEAR	G	GS	MIN	FG	FGA	PCT	3P	3PA	PCT	FT	FTA	PCT	OFF	DEF	TOT	AST	PF	DQ	STL	TO	BLK	PTS	AVG
02-03	12	0	57	21	17	.118	0	3	.000	2	4	.500	0	7	7	3	10	0	0	7	5	6	0.5

Hawkins, Jordan — 6-5 • Guard • Connecticut

Selected in the first round of the 2023 NBA Draft (14th pick) on June 22, 2023...Signed a multi-year contract on July 3, 2023

YEAR	G	GS	MIN	FG	FGA	PCT	3P	3PA	PCT	FT	FTA	PCT	OFF	DEF	TOT	AST	PF	DQ	STL	TO	BLK	PTS	AVG
23-24	67	10	1161	174	456	.382	109	298	.366	67	80	.838	29	119	148	70	72	1	19	40	7	524	7.8
24-25	56	9	1321	207	556	.372	110	332	.331	80	98	.816	25	133	158	66	51	0	30	58	23	604	10.8
25-26	51	1	692	94	257	.366	47	135	.348	23	27	.852	20	68	88	42	30	0	13	34	10	258	5.1
TOTALS	**174**	**20**	**3173**	**475**	**1269**	**.374**	**266**	**765**	**.348**	**170**	**205**	**.829**	**74**	**320**	**394**	**178**	**153**	**1**	**62**	**132**	**40**	**1386**	**8.0**

Hayes, Jaxson — 6-11 • Center• Texas

Draft rights acquired, along with draft rights to Nickeil Alexander-Walker and Marcos Louzada Silva, in exchange for the draft rights to De'Andre Hunter, Solomon Hill, and a future second-round draft pick on July 6, 2019... Became a free agent after the 2022-23 season.

YEAR	G	GS	MIN	FG	FGA	PCT	3P	3PA	PCT	FT	FTA	PCT	OFF	DEF	TOT	AST	PF	DQ	STL	TO	BLK	PTS	AVG
19-20	64	14	1080	174	259	.672	1	4	.250	123	190	.647	97	162	259	56	161	1	26	53	55	472	7.4
20-21	60	3	964	175	280	.625	6	14	.429	93	120	.775	92	165	257	35	101	0	25	39	38	449	7.5
21-22	70	28	1398	245	398	.616	20	57	.351	144	188	.766	115	200	315	43	155	1	33	54	55	654	9.3
22-23	47	2	610	86	156	.551	3	29	.103	58	83	.699	39	93	132	34	67	0	20	31	19	233	5.0
TOTALS	**241**	**47**	**4052**	**680**	**1093**	**.622**	**30**	**104**	**.288**	**418**	**581**	**.719**	**343**	**620**	**963**	**168**	**484**	**2**	**104**	**177**	**167**	**1808**	**7.5**

Henry, Xavier — 6-6 • Guard • Kansas

Acquired from Memphis in exchange for a 2013 second round pick on January 4, 2012...Rights were renounced following the 2012-13 season.

YEAR	G	GS	MIN	FG	FGA	PCT	3P	3PA	PCT	FT	FTA	PCT	OFF	DEF	TOT	AST	PF	DQ	STL	TO	BLK	PTS	AVG
11-12	45	0	759	90	228	.395	7	17	.412	52	85	.612	24	82	106	35	59	0	26	35	8	239	5.3
12-13	50	2	625	66	161	.410	4	11	.364	58	92	.630	21	69	90	13	72	0	16	31	5	194	3.9
TOTALS	**95**	**2**	**1384**	**156**	**389**	**.401**	**11**	**28**	**.393**	**110**	**177**	**.621**	**45**	**151**	**196**	**48**	**131**	**0**	**42**	**66**	**13**	**433**	**4.6**

Hernangómez, Willy — 6-11 • Center • Spain

Signed as a free agent on November 30, 2020...Re-signed to a multi-year contract August 16, 2021...Became a free agent after the 2022-23 season.

YEAR	G	GS	MIN	FG	FGA	PCT	3P	3PA	PCT	FT	FTA	PCT	OFF	DEF	TOT	AST	PF	DQ	STL	TO	BLK	PTS	AVG
20-21	47	12	846	151	268	.563	1	10	.100	62	93	.667	117	217	334	50	68	0	22	34	23	365	7.8
21-22	50	8	839	170	327	.520	4	12	.333	109	141	.773	143	195	338	63	97	0	21	51	19	453	9.1
22-23	38	2	458	89	169	.527	3	11	.273	81	104	.779	58	122	180	33	64	0	17	39	13	262	6.9
TOTALS	**135**	**22**	**2143**	**410**	**764**	**.537**	**8**	**33**	**.242**	**252**	**338**	**.746**	**318**	**534**	**852**	**146**	**229**	**0**	**60**	**124**	**55**	**1080**	**8.0**

Hield, Buddy — 6-4 • Guard • Oklahoma

Selected in the first round of the 2016 NBA Draft (6th pick) on June 22, 2016...Traded to Sacramento along with Tyreke Evans and Langston Galloway in exchange for Omri Casspi and DeMarcus Cousins on February 20, 2017.

YEAR	G	GS	MIN	FG	FGA	PCT	3P	3PA	PCT	FT	FTA	PCT	OFF	DEF	TOT	AST	PF	DQ	STL	TO	BLK	PTS	AVG
16-17	57	37	1161	185	472	.392	89	241	.369	29	33	.879	19	147	166	77	81	0	18	48	7	488	8.6

Hill, Solomon — 6-7 • Forward • Arizona

Signed as a free agent on July 21, 2016...Traded to Atlanta along with the draft rights to De'Andre Hunter and Jordan Bone, and a future second-round draft pick, in exchange for the draft rights to Jaxson Hayes, Nickeil Alexander-Walker and Marcos Louzada Silva on July 7, 2019.

YEAR	G	GS	MIN	FG	FGA	PCT	3P	3PA	PCT	FT	FTA	PCT	OFF	DEF	TOT	AST	PF	DQ	STL	TO	BLK	PTS	AVG
16-17	80	71	2374	183	477	.384	94	270	.348	103	128	.805	51	256	307	141	182	0	71	82	32	563	7.0
17-18	12	1	187	11	41	.268	4	21	.190	3	6	.500	9	27	36	22	22	0	7	9	1	29	2.4
18-19	44	15	878	68	178	.382	32	101	.317	23	32	.719	34	99	133	55	80	0	23	31	10	191	4.3
TOTALS	**136**	**87**	**3439**	**262**	**697**	**.376**	**130**	**392**	**.332**	**129**	**166**	**.777**	**94**	**382**	**476**	**218**	**284**	**0**	**102**	**122**	**43**	**783**	**5.8**

TEAM HISTORY

Holiday, Jrue — 6-4 • Guard • UCLA

Acquired in a trade from the Philadelphia 76ers along with Pierre Jackson in exchange for Nerlens Noel and a 2014 1st round draft pick on July 12, 2013...Re-signed to a multi-year contract July 6, 2017....Traded to Milwaukee as part of a four team trade that also sent Zylan Cheatham, Josh Gray, Darius Miller, and Kenrich Williams to Oklahoma City in exchange for Steven Adams (from Oklahoma City), Eric Bledsoe, and two future first round draft picks and the rights to swap two additional first round picks (from Milwaukee).

YEAR	G	GS	MIN	FG	FGA	PCT	3P	3PA	PCT	FT	FTA	PCT	OFF	DEF	TOT	AST	PF	DQ	STL	TO	BLK	PTS	AVG
13-14	34	34	1143	203	454	.447	30	77	.390	51	63	.810	28	114	142	268	92	0	56	105	12	487	14.3
14-15	40	37	1303	238	534	.446	51	135	.378	65	76	.855	32	103	135	274	110	1	63	91	23	592	14.8
15-16	65	23	1831	410	935	.439	87	259	.336	182	216	.843	27	168	195	391	148	1	88	167	22	1089	16.8
16-17	67	61	2190	405	894	.453	100	281	.356	119	168	.708	46	218	264	488	133	0	100	194	43	1029	15.4
17-18	81	81	2927	615	1244	.494	120	356	.337	187	238	.786	62	303	365	486	201	1	123	213	64	1537	19.0
18-19	67	67	2402	547	1159	.472	118	363	.325	208	271	.768	75	259	334	518	148	2	109	210	54	1420	21.2
19-20	61	61	2117	458	1006	.455	122	346	.353	129	182	.709	77	216	293	408	145	0	99	184	48	1167	19.1
TOTALS	**415**	**364**	**13913**	**2876**	**6225**	**.462**	**628**	**1817**	**.346**	**941**	**1214**	**.775**	**347**	**1321**	**1728**	**2833**	**977**	**5**	**638**	**1164**	**267**	**7321**	**17.6**

Ingram, Brandon — 6-8 • Forward • Duke

Acquired along with Lonzo Ball, Josh Hart, the draft rights to the fourth overall pick in the 2019 NBA Draft, De'Andre Hunter, and two future first round draft picks in exchange for Anthony Davis on July 6, 2019...Re-signed to a multi-year contract November 30, 2020...Traded to Toronto in exchange for Bruce Brown, Kelly Olynyk, a 2026 first round pick and a 2031 second round pick.

YEAR	G	GS	MIN	FG	FGA	PCT	3P	3PA	PCT	FT	FTA	PCT	OFF	DEF	TOT	AST	PF	DQ	STL	TO	BLK	PTS	AVG
19-20	62	62	2104	507	1096	.463	150	384	.391	313	368	.851	51	329	380	259	179	4	61	189	38	1477	23.8
20-21	61	61	2093	513	1101	.466	143	375	.381	281	320	.878	34	265	299	296	124	0	42	154	36	1450	23.8
21-22	55	55	1869	453	983	.461	74	226	.327	266	322	.826	35	285	320	307	119	0	34	151	26	1246	22.7
22-23	45	45	1538	404	835	.484	64	164	.390	240	272	.882	23	223	246	262	116	0	32	148	19	1112	24.7
23-24	64	64	2103	500	1017	.492	86	242	.355	246	307	.801	43	281	324	363	145	0	50	163	40	1332	20.8
24-25	18	18	595	155	333	.465	43	115	.374	47	55	.855	17	83	100	93	45	0	16	69	11	400	22.2
TOTALS	**305**	**305**	**10302**	**2532**	**5365**	**.472**	**560**	**1506**	**.372**	**1393**	**1644**	**.847**	**203**	**1466**	**1669**	**1580**	**728**	**4**	**235**	**874**	**170**	**7017**	**23.0**

Iwundu, Wes — 6-6 • Forward • Kansas State

Acquired from Dallas with James Johnson and a 2021 second-round draft pick from Dallas in exchange for JJ Redick and Nicolò Melli... Traded along with a future protected first round draft pick and cash considerations to Charlotte in a three-team deal that sent Steven Adams, Eric Bledsoe, and the draft rights to Ziaire Williams and Jared Butler and a 2022 protected first round pick to Memphis in exchange for Jonas Valančiūnas, Devonte' Graham and the draft rights to Trey Murphy III and Brandon Boston.

YEAR	G	GS	MIN	FG	FGA	PCT	3P	3PA	PCT	FT	FTA	PCT	OFF	DEF	TOT	AST	PF	DQ	STL	TO	BLK	PTS	AVG
20-21	18	1	251	17	50	.340	2	18	.111	14	17	.824	9	37	46	8	23	0	6	13	1	50	2.8

Jack, Jarrett — 6-3 • Guard • Georgia Tech

Acquired from Toronto with David Anderson and Marcus Banks in exchange for Jerryd Bayless and Peja Stojakovic on November 20, 2010...Traded to the Golden State Warriors in a three team deal on July 11, 2012...Signed a 10-day contract on February 24, 2017.

YEAR	G	GS	MIN	FG	FGA	PCT	3P	3PA	PCT	FT	FTA	PCT	OFF	DEF	TOT	AST	PF	DQ	STL	TO	BLK	PTS	AVG
10-11	70	2	1375	212	515	.412	29	84	.345	142	168	.845	14	117	131	183	77	0	40	76	6	595	8.5
11-12	45	39	1530	266	583	.456	39	112	.348	129	148	.872	23	153	176	285	93	0	31	106	9	700	15.6
16-17	2	0	33	2	3	.667	0	1	.000	2	2	1.000	0	0	0	5	4	0	2	3	0	6	3.0
TOTALS	**117**	**41**	**2938**	**480**	**110**	**.436**	**68**	**197**	**.345**	**273**	**318**	**.858**	**37**	**270**	**307**	**473**	**174**	**0**	**73**	**185**	**15**	**1301**	**11.1**

Jackson, Bobby — 6-1 • Guard • Minnesota

Signed as a free agent on July 26, 2006...Traded to Houston on February 21, 2008, in a three team trade that acquired Bonzi Wells, Mike James and cash considerations (from Houston), sent Jackson, Adam Haluska, a 2008 second round draft pick (from New Orleans) and the rights to Sergei Lishouk (from Memphis) to Houston, and forward Marcus Vinicius, the rights to Malick Badiane and cash considerations (from Houston) to Memphis.

YEAR	G	GS	MIN	FG	FGA	PCT	3P	3PA	PCT	FT	FTA	PCT	OFF	DEF	TOT	AST	PF	DQ	STL	TO	BLK	PTS	AVG
06-07	56	2	1330	204	518	.394	54	165	.327	130	168	.774	42	136	178	141	98	0	50	78	6	592	10.6
07-08	46	0	891	116	296	.392	53	144	.368	40	49	.816	23	87	110	76	59	0	32	31	3	325	7.1
TOTALS	**102**	**2**	**2221**	**320**	**814**	**.393**	**107**	**309**	**.346**	**170**	**217**	**.783**	**65**	**223**	**288**	**217**	**157**	**0**	**82**	**109**	**9**	**917**	**9.0**

Jackson, Frank — 6-3 • Guard • Duke

Acquired from Charlotte in exchange for draft rights to Dwayne Bacon and cash considerations on June 22, 2017...Became a free agent after the 2019-20 season.

YEAR	G	GS	MIN	FG	FGA	PCT	3P	3PA	PCT	FT	FTA	PCT	OFF	DEF	TOT	AST	PF	DQ	STL	TO	BLK	PTS	AVG
18-19	61	16	1169	194	447	.434	53	169	.314	54	73	.740	25	109	134	69	92	0	25	48	2	495	8.1
19-20	59	2	797	134	331	.405	47	144	.326	56	75	.747	22	61	83	61	77	0	17	49	4	371	6.3
TOTALS	**120**	**18**	**1966**	**328**	**778**	**.422**	**100**	**313**	**.319**	**110**	**148**	**.743**	**47**	**170**	**217**	**130**	**169**	**0**	**42**	**97**	**6**	**866**	**7.2**

Jackson, Marc — 6-10 • Center • Temple

Acquired along with Linton Johnson from the New Jersey Nets in exchange for Bostjan Nachbar on Feb. 23, 2006...Became a free agent following the 2006-07 season.

YEAR	G	GS	MIN	FG	FGA	PCT	3P	3PA	PCT	FT	FTA	PCT	OFF	DEF	TOT	AST	PF	DQ	STL	TO	BLK	PTS	AVG
05-06	27	10	594	108	221	.489	1	2	.500	28	34	.824	56	72	128	22	56	1	8	37	2	245	9.1
06-07	56	25	1025	15	388	.410	0	1	.000	90	103	.874	62	130	192	58	89	0	21	65	7	408	7.3
TOTALS	**83**	**35**	**1619**	**267**	**609**	**.438**	**1**	**3**	**.333**	**118**	**137**	**.86**	**118**	**202**	**320**	**80**	**145**	**1**	**29**	**102**	**9**	**653**	**7.9**

Jacobson, Casey — 6-6 • Guard/Forward • Stanford

Acquired from Phoenix along with Maciej Lampe and Jackson Vroman in exchange for Jim Jackson and a 2005 second round draft pick on Jan. 21, 2005...Became a free agent after the 2004-05 season.

YEAR	G	GS	MIN	FG	FGA	PCT	3P	3PA	PCT	FT	FTA	PCT	OFF	DEF	TOT	AST	PF	DQ	STL	TO	BLK	PTS	AVG
04-05	44	1	1030	100	251	.398	32	88	.364	103	130	.792	18	82	100	76	48	0	22	44	7	335	7.6

TEAM HISTORY

James, Mike — 6-2 • Guard • Duquesne

Acquired along with Bonzi Wells and cash considerations (from Houston) in a three-team trade that sent Bobby Jackson, Adam Haluska, a 2008 second round draft pick (from New Orleans) and the rights to Sergei Lishouk (from Memphis) to Houston, and forward Marcus Vinicius (from New Orleans), the rights to Malick Badiane and cash considerations (from Houston) to Memphis on Feb. 21, 2008... Traded in exchange for Antonio Daniels from Washington on December 9, 2008.

YEAR	G	GS	MIN	FG	FGA	PCT	3P	3PA	PCT	FT	FTA	PCT	OFF	DEF	TOT	AST	PF	DQ	STL	TO	BLK	PTS	AVG
07-08	21	0	183	22	64	.344	7	23	.304	6	6	1.000	3	14	17	6	12	0	4	7	0	57	2.7
08-09	8	0	74	8	25	.320	3	4	.750	1	2	.500	1	6	7	8	7	0	2	3	0	20	2.5
TOTALS	**29**	**0**	**257**	**30**	**89**	**.337**	**10**	**27**	**.370**	**7**	**8**	**.875**	**4**	**20**	**24**	**14**	**19**	**0**	**6**	**10**	**0**	**77**	**2.7**

James, Mike — 6-1 • Guard • Lamar

Signed to a two-way contract on January 14, 2018...Waived on February 10, 2018.

YEAR	G	GS	MIN	FG	FGA	PCT	3P	3PA	PCT	FT	FTA	PCT	OFF	DEF	TOT	AST	PF	DQ	STL	TO	BLK	PTS	AVG
17-18	4	0	18	2	9	.222	0	1	.000	--	--	---	1	0	1	6	3	0	1	1	0	4	1.0

Jemison, Trey — 6-11 • Center • UAB

Claimed off of waivers on July 26, 2024...Waived on January 15, 2025.

YEAR	G	GS	MIN	FG	FGA	PCT	3P	3PA	PCT	FT	FTA	PCT	OFF	DEF	TOT	AST	PF	DQ	STL	TO	BLK	PTS	AVG
24-25	16	0	166	15	32	.469	0	0	---	8	21	.381	22	22	44	10	27	0	7	10	6	38	2.4

Johnson, Alize — 6-7 • Forward • Missouri State

Signed to a 10-day contract on March 2, 2022...Signed to a 10-day contract via the COVID hardship exemption on March 12, 2022.

YEAR	G	GS	MIN	FG	FGA	PCT	3P	3PA	PCT	FT	FTA	PCT	OFF	DEF	TOT	AST	PF	DQ	STL	TO	BLK	PTS	AVG
21-22	4	0	28	3	10	.300	0	0	---	3	4	.750	7	6	13	1	3	0	2	1	0	9	2.3

Johnson, Caldell 'Squeaky' — 5-11 • Guard • UAB

Signed as a free agent on December 9, 2011...Waived on February 7, 2012.

YEAR	G	GS	MIN	FG	FGA	PCT	3P	3PA	PCT	FT	FTA	PCT	OFF	DEF	TOT	AST	PF	DQ	STL	TO	BLK	PTS	AVG
11-12	15	0	119	11	35	.314	4	15	.267	1	3	.333	1	8	9	22	11	0	8	7	0	27	1.8

Johnson, Chris — 6-11 • Center • Louisiana State

Claimed off waivers on March 19, 2012...Waived on April 18, 2012.

YEAR	G	GS	MIN	FG	FGA	PCT	3P	3PA	PCT	FT	FTA	PCT	OFF	DEF	TOT	AST	PF	DQ	STL	TO	BLK	PTS	AVG
11-12	7	0	82	9	18	.5000	0	.000	5	7	.714	715	22	1	13	05	8	1	23	3.3			

Johnson, James — 6-7 • Forward • Wake Forest

Acquired from Dallas with Wes Iwundu and a 2021 second-round draft pick from Dallas in exchange for JJ Redick and Nicolò Melli.

YEAR	G	GS	MIN	FG	FGA	PCT	3P	3PA	PCT	FT	FTA	PCT	OFF	DEF	TOT	AST	PF	DQ	STL	TO	BLK	PTS	AVG
20-21	22	11	539	79	182	.434	16	60	.267	28	47	.596	18	73	91	48	61	0	18	28	19	202	9.2

Johnson III, Linton — 6-8 • Forward • Tulane

Acquired along with Marc Jackson from the New Jersey Nets in exchange for Bostjan Nachbar on Feb. 23, 2006...Became a free agent following the 2006-07 season.

YEAR	G	GS	MIN	FG	FGA	PCT	3P	3PA	PCT	FT	FTA	PCT	OFF	DEF	TOT	AST	PF	DQ	STL	TO	BLK	PTS	AVG
05-06	27	7	489	56	139	.403	13	36	.361	17	23	.739	40	75	115	12	54	2	10	24	12	142	5.3
06-07	54	0	720	93	190	.489	10	30	.333	30	37	.811	52	111	163	18	101	0	33	27	18	226	4.2
TOTALS	**81**	**7**	**1209**	**149**	**329**	**.453**	**23**	**66**	**.348**	**47**	**60**	**.783**	**92**	**186**	**278**	**30**	**155**	**2**	**43**	**51**	**30**	**368**	**4.5**

Johnson, Orlando — 6-5 • Guard • University of California-Santa Barbara

Signed to a 10-day contract on March 9, 2016.

YEAR	G	GS	MIN	FG	FGA	PCT	3P	3PA	PCT	FT	FTA	PCT	OFF	DEF	TOT	AST	PF	DQ	STL	TO	BLK	PTS	AVG
15-16	5	1	54	4	17	.235	1	5	.200	1	2	.500	1	5	6	2	4	0	1	3	0	10	2.0

Johnson, Stanley — 6-7 • Forward • Arizona

Acquired from Milwaukee along with Jason Smith and four second round draft picks in exchange for Nikola Mirotic on February 7, 2019...Became an unrestricted free agent at the conclusion of the 2018-19 season.

YEAR	G	GS	MIN	FG	FGA	PCT	3P	3PA	PCT	FT	FTA	PCT	OFF	DEF	TOT	AST	PF	DQ	STL	TO	BLK	PTS	AVG
18-19	18	0	247	38	91	.418	11	34	.324	9	13	.692	9	33	42	28	22	0	12	26	1	96	5.3

Johnson, Trey — 6-5 • Guard • Jackson State

Signed as a free agent on December 9, 2011...Waived on January 27, 2012.

YEAR	G	GS	MIN	FG	FGA	PCT	3P	3PA	PCT	FT	FTA	PCT	OFF	DEF	TOT	AST	PF	DQ	STL	TO	BLK	PTS	AVG
11-12	11	0	61	8	14	.571	0	0	.000	5	5	1.000	3	9	12	4	10	0	1	5	0	21	1.9

Johnson, Wesley — 6-7 • Forward• Syracuse

Acquired from the Los Angeles Clippers in exchange for Alexis Ajinca on October 15, 2018...Traded to Washington in exchange for Markieff Morris, cash considerations, and a second round draft pick on February 7, 2019.

YEAR	G	GS	MIN	FG	FGA	PCT	3P	3PA	PCT	FT	FTA	PCT	OFF	DEF	TOT	AST	PF	DQ	STL	TO	BLK	PTS	AVG
18-19	26	13	377	35	88	.398	19	50	.380	6	9	.667	10	44	54	16	45	1	12	12	7	95	3.7

TEAM HISTORY

Jones, Herb — 6-7 • Guard/Forward • Alabama

Selected in the second round of the 2021 NBA Draft (35th pick) on July 30, 2021...Re-signed to a multi-year contract on July 6, 2023...Signed to a multi-year contract extension on July 14, 2025.

YEAR	G	GS	MIN	FG	FGA	PCT	3P	3PA	PCT	FT	FTA	PCT	OFF	DEF	TOT	AST	PF	DQ	STL	TO	BLK	PTS	AVG
21-22	78	69	2335	274	576	.476	57	169	.337	137	163	.840	98	198	296	167	238	5	130	100	60	742	9.5
22-23	66	66	1951	235	501	.469	56	167	.335	123	161	.764	97	172	269	162	208	0	103	88	42	649	9.8
23-24	76	76	2321	293	588	.498	114	273	.418	137	158	.867	74	198	272	199	224	1	105	93	62	837	11.0
24-25	20	20	648	75	172	.436	22	72	.306	33	40	.825	22	56	78	65	66	1	37	35	9	205	10.3
25-26	56	56	1588	183	478	.383	80	259	.309	50	62	.806	47	143	190	155	177	3	88	73	27	496	8.9
TOTALS	**296**	**287**	**8843**	**1060**	**2315**	**.458**	**329**	**940**	**.350**	**480**	**584**	**.822**	**338**	**767**	**1105**	**748**	**913**	**10**	**463**	**389**	**200**	**2929**	**9.9**

Jones, Jalen — 6-7 • Forward • Texas A&M

Signed to a two-way contract on August 2, 2017...Waived on January 8, 2018.

YEAR	G	GS	MIN	FG	FGA	PCT	3P	3PA	PCT	FT	FTA	PCT	OFF	DEF	TOT	AST	PF	DQ	STL	TO	BLK	PTS	AVG
17-18	4	0	19	1	4	.250	1	1	1.000	2	2	1.000	0	3	3	0	2	0	0	0	0	5	1.3

Jones, Solomon — 6-10 • Forward • South Florida

Signed a 10-day contract on February 15, 2012...Signed a second 10-day contract on February 25, 2012.

YEAR	G	GS	MIN	FG	FGA	PCT	3P	3PA	PCT	FT	FTA	PCT	OFF	DEF	TOT	AST	PF	DQ	STL	TO	BLK	PTS	AVG
11-12	11	1	196	23	53	.434	0	0	.000	15	18	.833	21	20	41	7	31	1	5	13	6	61	5.5

Jones, Terrence — 6-9 • Forward • Kentucky

Signed as a free agent on July 22, 2016...Waived on February 23, 2017.

YEAR	G	GS	MIN	FG	FGA	PCT	3P	3PA	PCT	FT	FTA	PCT	OFF	DEF	TOT	AST	PF	DQ	STL	TO	BLK	PTS	AVG
16-17	51	12	1264	231	488	.473	19	75	.253	103	170	.606	65	238	303	58	67	1	39	48	53	584	11.5

Jordan, DeAndre — 6-11 • Center • Texas A&M

Signed by New Orleans on October 23, 2025.

YEAR	G	GS	MIN	FG	FGA	PCT	3P	3PA	PCT	FT	FTA	PCT	OFF	DEF	TOT	AST	PF	DQ	STL	TO	BLK	PTS	AVG
17-18	12	7	199	21	32	.656	0	0	--	11	17	.647	26	50	76	11	16	0	4	9	10	53	4.4

Kaman, Chris — 7-0 • Center • Central Michigan

Acquired from the LA Clippers along with Al-Farouq Aminu, Eric Gordon and a 2012 first round draft pick for Chris Paul and two 2015 second round draft picks on December 14th, 2011...Became a free agent following the 2011-12 season.

YEAR	G	GS	MIN	FG	FGA	PCT	3P	3PA	PCT	FT	FTA	PCT	OFF	DEF	TOT	AST	PF	DQ	STL	TO	BLK	PTS	AVG
11-12	47	33	1372	266	597	.446	0	0	.000	84	107	.785	89	275	364	101	106	0	25	129	77	616	13.1

Kelley, Kylor — 7-0 • Center • Oregon State

Signed to a 10-day contract on April 3, 2025...Signed via NBA Hardship Exemption on April 13, 2025.

YEAR	G	GS	MIN	FG	FGA	PCT	3P	3PA	PCT	FT	FTA	PCT	OFF	DEF	TOT	AST	PF	DQ	STL	TO	BLK	PTS	AVG
24-25	3	1	59	4	9	.444	0	0	---	2	4	.500	4	14	18	3	7	0	1	3	1	10	3.3

Lampe, Maciej — 6-11 • Center • Poland

Acquired from Phoenix along with Casey Jacobsen and Jackson Vroman in exchange for Jim Jackson and a 2005 second round draft pick on Jan. 21, 2005...Traded to the Houston Rockets in exchange for Moochie Norris and cash considerations on Feb. 13, 2006.

YEAR	G	GS	MIN	FG	FGA	PCT	3P	3PA	PCT	FT	FTA	PCT	OFF	DEF	TOT	AST	PF	DQ	STL	TO	BLK	PTS	AVG
04-05	21	0	261	32	83	.386	0	1	.000	7	10	.700	15	42	57	10	31	0	4	7	5	71	3.4
05-06	2	0	16	0	4	.000	0	0	--	0	0	--	1	3	4	2	2	0	0	1	0	0	0.0
TOTALS	**23**	**0**	**277**	**32**	**87**	**.368**	**0**	**1**	**.000**	**7**	**10**	**.700**	**16**	**45**	**61**	**12**	**33**	**0**	**4**	**8**	**5**	**71**	**3.1**

Landry, Carl — 6-9 • Forward • Purdue

Acquired from Sacramento for Marcus Thornton and cash on February 23, 2011...Re-signed by the Hornets on December 17, 2011...Became a free agent following the 2011-12 season.

YEAR	G	GS	MIN	FG	FGA	PCT	3P	3PA	PCT	FT	FTA	PCT	OFF	DEF	TOT	AST	PF	DQ	STL	TO	BLK	PTS	AVG
10-11	23	10	602	107	203	.527	0	1	.000	58	73	.795	38	56	94	13	71	1	10	27	12	272	11.8
11-12	41	8	999	182	362	.503	0	3	.000	147	184	.799	78	136	214	38	89	0	13	64	12	511	12.5
TOTALS	**64**	**18**	**1601**	**289**	**565**	**.512**	**0**	**4**	**.000**	**205**	**257**	**.798**	**116**	**192**	**308**	**51**	**160**	**1**	**23**	**91**	**24**	**783**	**12.2**

Lemon, Jr., Walt — 6-3 • Guard • Bradley

Signed a 10-day contract on February 21, 2018...Signed a second 10-day contract on March 4, 2018.

YEAR	G	GS	MIN	FG	FGA	PCT	3P	3PA	PCT	FT	FTA	PCT	OFF	DEF	TOT	AST	PF	DQ	STL	TO	BLK	PTS	AVG
17-18	5	0	35	7	16	.438	1	1	1.000	2	3	.667	0	2	2	5	5	0	0	4	1	17	3.4

Lewis Jr., Kira — 6-2 • Guard • Alabama

Selected in the first round of the 2020 NBA Draft (13th pick) on November 18, 2020...Traded to Indiana with a 2024 second round pick in exchange for cash considerations on Jan. 17, 2024.

YEAR	G	GS	MIN	FG	FGA	PCT	3P	3PA	PCT	FT	FTA	PCT	OFF	DEF	TOT	AST	PF	DQ	STL	TO	BLK	PTS	AVG
20-21	54	0	904	130	337	.386	40	120	.333	43	51	.843	12	59	71	124	88	1	38	34	10	343	6.4
21-22	24	0	341	59	146	.404	13	58	.224	10	12	.833	9	30	39	49	17	0	11	26	1	141	5.9
22-23	25	0	235	40	88	.455	15	34	.441	19	22	.864	5	28	33	23	24	0	10	10	2	114	4.6
23-24	15	0	144	16	52	.308	2	20	.100	10	11	.909	4	10	14	18	8	0	5	8	1	44	2.9
TOTALS	**118**	**0**	**1624**	**245**	**623**	**.393**	**70**	**232**	**.302**	**82**	**96**	**.854**	**30**	**127**	**157**	**214**	**137**	**1**	**64**	**78**	**14**	**642**	**5.4**

TEAM HISTORY

Liddell, E.J. — 6-7 • Forward • Ohio State

Selected in the second round of the 2022 NBA Draft (41st pick) on June 23, 2022...Signed to a two-way contract on October 16, 2022...Waived on July 6, 2023...Signed a multi-year contract on July 6, 2023...Traded to Atlanta along with Dyson Daniels, Larry Nance Jr., Cody Zeller, and two first round picks in exchange for Dejounte Murray on July 6, 2024.

YEAR	G	GS	MIN	FG	FGA	PCT	3P	3PA	PCT	FT	FTA	PCT	OFF	DEF	TOT	AST	PF	DQ	STL	TO	BLK	PTS	AVG
23-24	8	0	23	1	6	.167	0	5	.000	2	2	1.000	0	5	5	1	2	0	2	2	2	4	0.5

Liggins, DeAndre — 6-6 • Guard • Kentucky

Signed a 10-day contract on January 10, 2018...Signed a second 10-day contract on January 20, 2018...Signed to a multi-year contract on February 5, 2018...Waived by New Orleans August 31, 2018.

YEAR	G	GS	MIN	FG	FGA	PCT	3P	3PA	PCT	FT	FTA	PCT	OFF	DEF	TOT	AST	PF	DQ	STL	TO	BLK	PTS	AVG
17-18	27	3	244	18	41	.439	8	17	.471	--	--	---	2	24	26	21	20	0	10	7	4	44	1.6

Livingston, Randy — 6-4 • Guard • Louisiana State

Signed a 10-day contract on Jan. 27, 2003...Released on Feb. 5, 2003.

YEAR	G	GS	MIN	FG	FGA	PCT	3P	3PA	PCT	FT	FTA	PCT	OFF	DEF	TOT	AST	PF	DQ	STL	TO	BLK	PTS	AVG
02-03	2	0	12	2	4	.500	0	0	---	2	2	1.000	0	0	0	1	0	0	0	0	0	6	3.0

Looney, Kevon — 6-9 • Center/Forward • UCLA

Signed as a free agent by New Orleans on July 7, 2025.

YEAR	G	GS	MIN	FG	FGA	PCT	3P	3PA	PCT	FT	FTA	PCT	OFF	DEF	TOT	AST	PF	DQ	STL	TO	BLK	PTS	AVG
25-26	21	8	308	25	60	.417	2	13	.154	7	10	.700	48	70	118	34	34	0	9	9	10	59	2.8

Lopez, Robin — 7-0 • Center • Stanford

Acquired from Phoenix along with forward Hakim Warrick and cash considerations in exchange for guard Jerome Dyson and center Brad Miller, with two second round picks going to Minnesota as part of the three-team deal that sent forward Wesley Johnson and a first round pick from Minnesota to Phoenix on July 27, 2012...Traded to Portland with Terrel Harris as part of a three team trade that returned Jeff Withey (from Portland) and Tyreke Evans (from Sacramento), and sent Greivis Vasquez (from New Orleans) a 2016 second round pick, a future second round pick and cash considerations (all from Portland) to Sacramento.

YEAR	G	GS	MIN	FG	FGA	PCT	3P	3PA	PCT	FT	FTA	PCT	OFF	DEF	TOT	AST	PF	DQ	STL	TO	BLK	PTS	AVG
12-13	82	82	2136	384	719	.534	0	0	--	161	207	.778	226	236	462	64	16	1	32	110	128	929	11.3

Louzada, Didi — 6-5 • Guard• Brazil

Draft rights acquired, along with draft rights to Nickeil Alexander-Walker and Jaxson Hayes, in exchange for the draft rights to De'Andre Hunter, Solomon Hill, and a future second-round draft pick on July 6, 2019...Re-signed to a multi-year contract August 16, 2021...Traded to Portland along with Nickeil Alexander-Walker, Josh Hart, Tomáš Satoranský, a protected 2022 first round draft pick, and two future second round draft picks in exchange for CJ McCollum, Larry Nance Jr. and Tony Snell on February 8, 2022.

YEAR	G	GS	MIN	FG	FGA	PCT	3P	3PA	PCT	FT	FTA	PCT	OFF	DEF	TOT	AST	PF	DQ	STL	TO	BLK	PTS	AVG
20-21	3	0	56	3	13	.231	2	8	.250	0	0	---	1	2	3	3	5	0	2	3	0	8	2.7
21-22	2	0	7	0	3	.000	0	3	.000	0	0	---	2	0	2	1	0	0	0	0	0	0	0.0
TOTALS	**5**	**0**	**63**	**3**	**16**	**.188**	**2**	**11**	**.182**	**0**	**0**	**---**	**3**	**2**	**5**	**4**	**5**	**0**	**2**	**3**	**0**	**8**	**1.6**

Lynch, George — 6-8 • Forward • North Carolina

Acquired along with Robert Traylor and Jerome Moiso from Philadelphia and Chris Porter from Golden State in a three-team deal that sent Derrick Coleman (from Charlotte), Corie Blount and Vonteego Cummings (from Golden State) to Philadelphia and Cedric Henderson (from Philadelphia) and a conditional first round draft pick from Philadelphia to Golden State on Oct. 25, 2001... Wavied on Oct. 28, 2005.

YEAR	G	GS	MIN	FG	FGA	PCT	3P	3PA	PCT	FT	FTA	PCT	OFF	DEF	TOT	AST	PF	DQ	STL	TO	BLK	PTS	AVG
02-03	81	32	1497	147	359	.409	28	79	.354	41	74	.554	139	214	353	104	136	1	66	52	19	363	4.5
03-04	78	51	1701	149	375	.397	43	139	.309	34	51	.667	96	216	312	117	159	1	48	64	18	375	4.8
04-05	44	27	933	68	189	.360	11	37	.297	17	23	.739	55	119	174	88	83	0	32	57	12	164	3.7
TOTALS	**203**	**110**	**4151**	**364**	**923**	**.394**	**82**	**255**	**.322**	**92**	**148**	**.622**	**290**	**549**	**839**	**309**	**378**	**2**	**146**	**173**	**49**	**902**	**4.4**

Macijauskas, Arvydas — 6-4 • Guard • Lithuania

Signed as a free agent on Aug. 2, 2005...Waived on July 12, 2006.

YEAR	G	GS	MIN	FG	FGA	PCT	3P	3PA	PCT	FT	FTA	PCT	OFF	DEF	TOT	AST	PF	DQ	STL	TO	BLK	PTS	AVG
05-06	19	0	135	14	41	.341	3	12	.250	13	15	.867	3	7	10	5	10	0	7	8	0	44	2.3

Magloire, Jamaal — 6-10 • Center • Kentucky

Selected by the Hornets in the first round (19th overall) of the 2000 NBA Draft on June 28, 2000...Traded to the Milwaukee Bucks in exchange for forward Desmond Mason, an unconditional first round pick and cash considerations on Oct. 26, 2005.

YEAR	G	GS	MIN	FG	FGA	PCT	3P	3PA	PCT	FT	FTA	PCT	OFF	DEF	TOT	AST	PF	DQ	STL	TO	BLK	PTS	AVG
02-03	82	82	2443	305	635	.480	0	3	.000	231	322	.717	260	464	724	88	276	4	49	158	111	841	10.3
03-04	82	82	2777	383	809	.473	0	1	.000	353	470	.751	268	579	847	86	278	6	43	201	101	1119	13.6
04-05	23	22	703	98	227	.432	0	0	--	74	123	.602	79	126	205	29	74	0	8	59	23	270	11.7
TOTALS	**187**	**186**	**5923**	**786**	**1671**	**.470**	**0**	**4**	**.000**	**658**	**915**	**.719**	**607**	**1169**	**1776**	**203**	**628**	**10**	**100**	**418**	**235**	**2230**	**11.9**

Magnay, Will — 6-10 • Forward• Tulsa

Signed to a Two-Way contract on December 2, 2020...Waived on April 12, 2021.

YEAR	G	GS	MIN	FG	FGA	PCT	3P	3PA	PCT	FT	FTA	PCT	OFF	DEF	TOT	AST	PF	DQ	STL	TO	BLK	PTS	AVG
20-21	1	0	3	0	1	.000	0	1	.000	0	0	---	0	0	0	0	1	0	0	1	0	0	0.0

Marks, Sean — 6-10 • Forward/Center • California

Signed as a free agent on August 26, 2008...Signed as a free agent on August 27, 2009...Became a free agent following the 2009-10 season.

YEAR	G	GS	MIN	FG	FGA	PCT	3P	3PA	PCT	FT	FTA	PCT	OFF	DEF	TOT	AST	PF	DQ	STL	TO	BLK	PTS	AVG
08-09	60	5	838	80	165	.485	2	10	.200	30	44	.682	62	125	187	14	121	0	7	35	33	192	3.2
09-10	14	0	75	4	8	.500	0	0	--	2	5	.400	14	9	23	2	17	0	0	2	3	10	0.7
TOTALS	**74**	**5**	**913**	**84**	**173**	**.486**	**2**	**10**	**.200**	**32**	**49**	**.653**	**76**	**134**	**210**	**16**	**138**	**0**	**7**	**37**	**36**	**202**	**2.7**

TEAM HISTORY

Marshall, Naji

6-7 • Forward• Xavier (OH)

Signed to a Two-Way contract on December 8, 2020...Signed to a multi-year contract on May 7, 2021...Became a free agent following the 2023-24 season.

YEAR	G	GS	MIN	FG	FGA	PCT	3P	3PA	PCT	FT	FTA	PCT	OFF	DEF	TOT	AST	PF	DQ	STL	TO	BLK	PTS	AVG
20-21	32	10	700	82	209	.392	29	83	.349	53	75	.707	15	133	148	88	58	1	26	38	10	246	7.7
21-22	55	4	735	109	269	.405	21	105	.200	74	93	.796	38	104	142	62	69	1	33	46	8	313	5.7
22-23	77	21	1792	247	571	.433	66	218	.303	138	175	.789	48	231	279	189	113	0	54	97	14	698	9.1
23-24	66	1	1257	170	367	.463	58	150	.387	68	86	.791	53	187	240	128	91	0	49	65	12	466	7.1
TOTALS	**230**	**36**	**4484**	**608**	**1416**	**.429**	**174**	**556**	**.313**	**333**	**429**	**.776**	**154**	**655**	**809**	**467**	**331**	**2**	**162**	**246**	**44**	**1723**	**7.5**

Mashburn, Jamal

6-8 • Forward • Kentucky

Acquired from Miami Heat along with P.J. Brown, Rodney Buford, Tim James and Otis Thorpe in exchange for Ricky Davis, Dave Ellis, Eddie Jones and Anthony Mason on August 1, 2000. Traded to the Philadelphia 76ers along with Rodney Rogers in exchange for Glenn Robinson on February 24, 2005.

YEAR	G	GS	MIN	FG	FGA	PCT	3P	3PA	PCT	FT	FTA	PCT	OFF	DEF	TOT	AST	PF	DQ	STL	TO	BLK	PTS	AVG
02-03	82	81	3321	670	1586	.422	119	306	.389	313	369	.848	66	432	498	462	196	--	83	230	17	1772	21.6
03-04	19	18	730	156	398	.392	19	67	.284	65	80	.813	19	98	117	47	42	--	14	37	5	396	20.8
TOTALS	**101**	**99**	**4051**	**826**	**1984**	**.416**	**138**	**373**	**.370**	**378**	**449**	**.842**	**85**	**530**	**615**	**509**	**238**	**--**	**97**	**267**	**22**	**2168**	**21.5**

Mason, Desmond

6-5 • Forward/Guard • Oklahoma State

Acquired along with an unconditional first round pick in the 2006 NBA Draft and cash considerations from the Milwaukee Bucks in exchange for Jamaal Magloire on Oct. 26, 2005...Became a free agent following the 2006-07 season.

YEAR	G	GS	MIN	FG	FGA	PCT	3P	3PA	PCT	FT	FTA	PCT	OFF	DEF	TOT	AST	PF	DQ	STL	TO	BLK	PTS	AVG
05-06	70	55	2102	275	690	.399	1	6	.167	206	302	.682	64	234	298	66	136	1	42	113	17	757	10.8
06-07	75	75	2575	407	900	.452	0	0	--	214	323	.663	124	221	345	115	174	1	52	192	22	1028	13.7
TOTALS	**145**	**130**	**4677**	**682**	**1590**	**.429**	**1**	**6**	**.167**	**420**	**625**	**.672**	**188**	**455**	**643**	**181**	**310**	**2**	**94**	**305**	**39**	**1785**	**12.3**

Mason, Jr., Roger

6-5 • Guard • Virginia

Signed as a free agent on August 4, 2012...Rights were renounced following the 2012-13 season.

YEAR	G	GS	MIN	FG	FGA	PCT	3P	3PA	PCT	FT	FTA	PCT	OFF	DEF	TOT	AST	PF	DQ	STL	TO	BLK	PTS	AVG
12-13	69	13	1219	132	305	.433	66	159	.415	39	43	.907	11	121	132	74	104	0	26	51	11	369	5.3

Matković, Karlo

6-11 • Forward/Center • Croatia

Selected in the second round of the 2022 NBA Draft (52nd overall pick) on June 23, 2022...Signed multi-year contract July 13, 2024.

YEAR	G	GS	MIN	FG	FGA	PCT	3P	3PA	PCT	FT	FTA	PCT	OFF	DEF	TOT	AST	PF	DQ	STL	TO	BLK	PTS	AVG
24-25	42	7	791	135	235	.574	21	66	.318	34	44	.773	64	145	209	46	106	2	22	43	41	325	7.7
25-26	62	2	912	142	235	.604	38	90	.422	30	41	.732	72	157	229	50	105	0	25	34	54	352	5.7
TOTALS	**104**	**9**	**1703**	**277**	**470**	**.589**	**59**	**156**	**.378**	**64**	**85**	**.753**	**136**	**302**	**438**	**96**	**211**	**2**	**47**	**77**	**95**	**677**	**6.5**

Mbenga, D.J.

7-0 • Center • Democratic Republic of Congo

Signed as a free agent on October 13, 2010...Became a free agent following the 2010-11 season.

YEAR	G	GS	MIN	FG	FGA	PCT	3P	3PA	PCT	FT	FTA	PCT	OFF	DEF	TOT	AST	PF	DQ	STL	TO	BLK	PTS	AVG
10-11	41	0	330	23	49	.469	0	0	---	13	18	.722	35	51	86	6	52	0	6	21	27	59	1.4

McCollum, CJ

6-3 • Guard • Lehigh

Acquired in a trade from Portland along with Larry Nance Jr., and Tony Snell in exchange for Nickeil Alexander-Walker, Josh Hart, Didi Louzada, Tomáš Satoranský, a protected 2022 first round draft pick, and two future second round draft picks...Signed multi-year contract extension on Sept. 26, 2022.

YEAR	G	GS	MIN	FG	FGA	PCT	3P	3PA	PCT	FT	FTA	PCT	OFF	DEF	TOT	AST	PF	DQ	STL	TO	BLK	PTS	AVG
21-22	26	26	878	246	499	.493	71	180	.394	68	102	.667	19	97	116	152	44	0	34	57	1	631	24.3
22-23	75	75	2649	587	1344	.437	211	543	.389	183	238	.769	55	273	328	429	153	0	70	183	38	1568	20.9
23-24	66	66	2159	484	1055	.459	239	557	.429	115	139	.827	39	247	286	305	126	0	62	110	41	1322	20.0
24-25	56	56	1832	444	1000	.444	171	459	.373	124	173	.717	42	170	212	227	124	1	46	106	24	1183	21.1
TOTALS	**223**	**223**	**7518**	**1761**	**3898**	**.452**	**692**	**1739**	**.398**	**490**	**652**	**.752**	**155**	**787**	**942**	**1113**	**447**	**1**	**212**	**456**	**104**	**4704**	**21.1**

McGowens, Bryce

6-6 • Guard • Nebraska

Signed a two-way contract with the New Orleans Pelicans on July 30, 2025.

YEAR	G	GS	MIN	FG	FGA	PCT	3P	3PA	PCT	FT	FTA	PCT	OFF	DEF	TOT	AST	PF	DQ	STL	TO	BLK	PTS	AVG
25-26	42	13	880	114	237	.481	38	93	.409	74	95	.779	12	76	88	62	88	0	27	17	8	340	8.1

McGuire, Dominic

6-9 • Forward • Fresno State

Signed as a free agent on December 16, 2012...Waived by New Orleans on January 4, 2013.

YEAR	G	GS	MIN	FG	FGA	PCT	3P	3PA	PCT	FT	FTA	PCT	OFF	DEF	TOT	AST	PF	DQ	STL	TO	BLK	PTS	AVG
12-13	9	0	145	9	21	.429	0	0	---	1	2	.500	7	21	28	9	13	0	8	5	3	19	2.1

Mekel, Gal

6-3 • Guard • Wichita State

Signed on December 5, 2014...Waived on December 19, 2014.

YEAR	G	GS	MIN	FG	FGA	PCT	3P	3PA	PCT	FT	FTA	PCT	OFF	DEF	TOT	AST	PF	DQ	STL	TO	BLK	PTS	AVG
14-15	4	0	43	3	20	.150	0	3	.000	--	--	--	0	1	1	13	1	0	2	2	0	6	1.5

Melli, Nicoló

6-9 • Forward/Center • Italy

Signed as a free agent on July 25, 2019...Traded to Dallas with JJ Redick in exchange for James Johnson, Wes Iwundu, and a 2021 second-round draft pick.

YEAR	G	GS	MIN	FG	FGA	PCT	3P	3PA	PCT	FT	FTA	PCT	OFF	DEF	TOT	AST	PF	DQ	STL	TO	BLK	PTS	AVG
19-20	60	8	1042	136	323	.421	69	206	.335	54	73	.740	38	142	180	82	124	0	34	46	23	395	6.6
20-21	22	0	241	15	59	.254	7	37	.189	6	7	.857	12	45	57	25	28	0	9	7	1	43	2.0
TOTALS	**82**	**8**	**1283**	**151**	**382**	**.395**	**76**	**243**	**.313**	**60**	**80**	**.750**	**50**	**187**	**237**	**107**	**152**	**0**	**43**	**53**	**24**	**438**	**5.3**

TEAM HISTORY

Mensah-Bonsu, Pops

6-9 • Center • George Washington

Signed as a free agent on September 24, 2010...Waived by New Orleans on January 4, 2011.

YEAR	G	GS	MIN	FG	FGA	PCT	3P	3PA	PCT	FT	FTA	PCT	OFF	DEF	TOT	AST	PF	DQ	STL	TO	BLK	PTS	AVG
10-11	7	0	35	1	3	.333	0	0	--	0	0	--	3	8	11	2	11	0	0	2	0	2	0.3

Miller, Darius

6-8 • Forward • Kentucky

Selected in the second round of the 2012 NBA Draft (46th overall pick) on June 28, 2012...Signed multi-year contract July 25, 2014...Waived November 30, 2014...Signed as a free agent July 27, 2017... Re-signed on July 21, 2019...Traded to Oklahoma City along with Zylan Cheatham, Josh Gray, and Kenrich Williams as part of a four team trade that also sent Jrue Holiday to Milwaukee in exchange for Steven Adams (from Oklahoma City), Eric Bledsoe, and two future first round draft picks and the rights to swap two additional first round picks (from Milwaukee).

YEAR	G	GS	MIN	FG	FGA	PCT	3P	3PA	PCT	FT	FTA	PCT	OFF	DEF	TOT	AST	PF	DQ	STL	TO	BLK	PTS	AVG
12-13	52	2	694	44	108	.407	22	56	.393	8	8	1.000	8	70	78	44	89	0	17	23	12	118	2.3
13-14	45	7	723	73	166	.440	25	77	.325	29	36	.806	9	43	52	43	88	0	24	22	9	200	4.4
14-15	5	1	43	1	7	.143	0	1	.000	--	--	--	0	1	1	2	8	0	1	1	0	2	0.4
17-18	82	3	1944	216	487	.444	147	358	.411	58	67	.866	18	146	164	111	160	1	28	58	17	637	7.8
18-19	69	15	1757	189	484	.390	133	364	.365	56	71	.789	14	114	124	146	165	1	40	59	23	567	8.2
TOTALS	**253**	**28**	**5161**	**523**	**1252**	**.418**	**327**	**856**	**.382**	**151**	**182**	**.830**	**49**	**374**	**423**	**346**	**510**	**2**	**110**	**163**	**61**	**1524**	**6.0**

Mirotic, Nikola

6-10 • Forward • Montenegro

Acquired along with a 2018 second-round draft pick from Chicago in exchange for Tony Allen, Omer Asik, Jameer Nelson, a 2018 first-round draft pick, and the right to trade 2021 second-round draft picks. Traded to Milwaukee in exchange for Stanley Johnson, Jason Smith, and four second round draft picks on February 7, 2019.

YEAR	G	GS	MIN	FG	FGA	PCT	3P	3PA	PCT	FT	FTA	PCT	OFF	DEF	TOT	AST	PF	DQ	STL	TO	BLK	PTS	AVG
17-18	30	11	872	163	382	.427	66	197	.335	47	58	.810	41	205	246	41	63	0	29	31	26	439	14.6
18-19	32	22	925	182	407	.447	85	231	.368	85	101	.842	46	218	264	35	86	0	21	37	25	534	16.7
TOTALS	**62**	**33**	**1797**	**345**	**789**	**.437**	**151**	**428**	**.353**	**132**	**159**	**.830**	**87**	**423**	**510**	**76**	**149**	**0**	**50**	**68**	**51**	**973**	**15.7**

Missi, Yves

6-11 • Center • Baylor

Selected in the first round of the 2024 NBA Draft (21st overall pick) on June 26, 2024...Signed multi-year contract July 8, 2024.

YEAR	G	GS	MIN	FG	FGA	PCT	3P	3PA	PCT	FT	FTA	PCT	OFF	DEF	TOT	AST	PF	DQ	STL	TO	BLK	PTS	AVG
24-25	73	67	1956	269	492	.547	0	1	.000	127	204	.623	255	346	601	99	145	0	57	82	98	665	9.1
25-26	66	14	1297	160	294	.544	0	1	.000	57	102	.559	183	202	385	84	113	0	20	54	101	377	5.7
TOTALS	**139**	**81**	**3253**	**429**	**786**	**.546**	**0**	**2**	**.000**	**184**	**306**	**.601**	**438**	**548**	**986**	**183**	**258**	**0**	**57**	**136**	**199**	**1042**	**7.5**

Moiso, Jerome

6-10 • Forward • UCLA

Acquired along with Robert Traylor and George Lynch from Philadelphia and Chris Porter from Golden State in a three-team trade which sent Derrick Coleman (from Charlotte), Corie Blount and Vonteego Cummings (from Golden State) to Philadelphia and Cedric Henderson (from Philadelphia) and a conditional first round draft pick from Philadelphia to Golden State on Oct. 25, 2001. Became a free agent after 2002-03 season.

YEAR	G	GS	MIN	FG	FGA	PCT	3P	3PA	PCT	FT	FTA	PCT	OFF	DEF	TOT	AST	PF	DQ	STL	TO	BLK	PTS	AVG
02-03	51	1	644	89	171	.520	0	0	--	27	41	.659	59	119	178	22	87	1	19	46	44	205	4.0

Moore, E'Twaun

6-4 • Guard • Purdue

Signed as a free agent on July 21, 2016...Became a free agent following the 2019-20 season.

YEAR	G	GS	MIN	FG	FGA	PCT	3P	3PA	PCT	FT	FTA	PCT	OFF	DEF	TOT	AST	PF	DQ	STL	TO	BLK	PTS	AVG
16-17	73	22	1820	283	619	.457	77	208	.370	57	74	.770	33	119	152	164	131	0	50	62	32	700	9.6
17-18	82	80	2586	423	832	.508	128	301	.425	48	68	.706	57	181	238	187	182	0	79	102	12	1022	12.5
18-19	53	36	1463	256	532	.481	76	176	.432	45	59	.763	35	92	127	102	112	0	40	59	8	633	11.9
19-20	56	6	1020	186	437	.426	63	167	.377	31	45	.689	31	100	131	78	80	0	32	40	11	466	8.3
TOTALS	**264**	**144**	**6889**	**1148**	**2420**	**.475**	**344**	**852**	**.404**	**181**	**246**	**.736**	**156**	**492**	**648**	**531**	**505**	**0**	**201**	**263**	**63**	**2821**	**10.7**

Morrow, Anthony

6-5 • Guard • Georgia Tech

Signed as a free agent on July 18, 2013...Became a free agent following the 2013-14 season.

YEAR	G	GS	MIN	FG	FGA	PCT	3P	3PA	PCT	FT	FTA	PCT	OFF	DEF	TOT	AST	PF	DQ	STL	TO	BLK	PTS	AVG
13-14	76	9	1426	238	520	.458	88	195	.451	72	87	.828	29	111	140	59	102	0	38	51	12	636	8.4

Motiejunas, Donatas

7-0 • Forward • Lithuania

Signed as a free agent on January 3, 2017...Became an unrestricted free agent at the conclusion of the 2016-17 season.

YEAR	G	GS	MIN	FG	FGA	PCT	3P	3PA	PCT	FT	FTA	PCT	OFF	DEF	TOT	AST	PF	DQ	STL	TO	BLK	PTS	AVG
16-17	34	0	479	57	138	.413	11	47	.234	25	49	.510	26	75	101	34	55	0	18	31	11	150	4.4

Murphy III, Trey

6-8 • Forward • Virginia

Draft rights acquired along with Jonas Valančiūnas (via Memphis) and 2021 second round pick Brandon Boston (51st overall) from the Grizzlies for center Steven Adams, guard Eric Bledsoe, the draft rights to 2021 first round pick Ziaire Williams (10th overall) and 2021 second round pick Jared Butler (40th overall), and a protected 2022 first round pick (to Memphis)...Signed multi-year contract extension on October 21, 2024.

YEAR	G	GS	MIN	FG	FGA	PCT	3P	3PA	PCT	FT	FTA	PCT	OFF	DEF	TOT	AST	PF	DQ	STL	TO	BLK	PTS	AVG
21-22	62	1	864	109	277	.394	71	186	.382	45	51	.882	47	100	147	38	60	0	23	16	7	334	5.4
22-23	79	65	2448	387	800	.484	202	497	.406	172	190	.905	59	222	281	112	155	0	89	61	43	1148	14.5
23-24	57	23	1690	275	621	.443	169	445	.380	123	151	.815	42	238	280	124	70	0	51	34	28	842	14.8
24-25	53	51	1854	381	839	.454	158	438	.361	204	230	.887	47	221	268	188	112	0	56	103	39	1124	21.2
25-26	66	66	2341	494	1050	.470	214	565	.379	218	246	.886	63	314	377	250	138	0	99	120	34	1420	21.5
TOTALS	**317**	**206**	**9197**	**1646**	**3587**	**.459**	**814**	**2131**	**.382**	**762**	**868**	**.878**	**258**	**1095**	**1353**	**712**	**535**	**0**	**318**	**334**	**141**	**4868**	**15.4**

Murray, Dejounte

6-5 • Guard • Washington

Acquired from the Atlanta Hawks in exchange for Dyson Daniels, E.J. Liddell, Larry Nance Jr., Cody Zeller, a 2025 first round pick and a 2027 first round pick on July 6, 2024.

YEAR	G	GS	MIN	FG	FGA	PCT	3P	3PA	PCT	FT	FTA	PCT	OFF	DEF	TOT	AST	PF	DQ	STL	TO	BLK	PTS	AVG
24-25	31	31	1012	194	494	.393	52	174	.299	102	124	.823	17	183	200	228	61	0	63	106	12	542	17.5
25-26	14	14	389	88	182	.484	19	62	.306	39	45	.867	4	71	75	89	33	0	23	47	3	234	16.7
TOTALS	**45**	**45**	**1401**	**282**	**676**	**.417**	**71**	**236**	**.301**	**141**	**169**	**.834**	**21**	**254**	**275**	**317**	**94**	**0**	**86**	**153**	**15**	**776**	**17.2**

TEAM HISTORY

Nachbar, Bostjan — 6-9 • Forward • Slovenia

Acquired along with Jim Jackson from Houston in exchange for David Wesley on Dec. 27, 2004...Traded to the New Jersey Nets in exchange for Marc Jackson and Linton Johnson III on Feb. 23, 2006.

YEAR	G	GS	MIN	FG	FGA	PCT	3P	3PA	PCT	FT	FTA	PCT	OFF	DEF	TOT	AST	PF	DQ	STL	TO	BLK	PTS	AVG
04-05	55	4	1137	146	368	.397	65	175	.371	88	105	.838	20	132	152	65	153	1	28	68	16	445	8.1
05-06	25	13	405	42	124	.339	17	57	.298	25	36	.694	4	45	49	22	52	0	13	20	5	126	5.0
TOTALS	**80**	**17**	**1542**	**188**	**492**	**.382**	**82**	**232**	**.353**	**113**	**141**	**.801**	**24**	**177**	**201**	**87**	**205**	**1**	**41**	**88**	**21**	**571**	**7.1**

Nailon, Lee — 6-8 • Forward • Texas Christian

Signed as a free agent on Sept. 30, 2004...Became a free agent after the 2004-05 season.

YEAR	G	GS	MIN	FG	FGA	PCT	3P	3PA	PCT	FT	FTA	PCT	OFF	DEF	TOT	AST	PF	DQ	STL	TO	BLK	PTS	AVG
04-05	68	51	2017	415	869	.478	0	2	.000	133	165	.806	128	170	298	109	190	1	36	110	16	963	14.2

Nance Jr., Larry — 6-7 • Forward • Wyoming

Acquired in a trade from Portland along with CJ McCollum and Tony Snell in exchange for Nickeil Alexander-Walker, Josh Hart, Didi Louzada, Tomáš Satoranský, a protected 2022 first round draft pick, and two future second round draft picks...Signed multi-year contract extension on Oct. 3, 2022...Traded to Atlanta along with Dyson Daniels, E.J. Liddell, Cody Zeller, and two first round picks in exchange for Dejounte Murray on July 6, 2024.

YEAR	G	GS	MIN	FG	FGA	PCT	3P	3PA	PCT	FT	FTA	PCT	OFF	DEF	TOT	AST	PF	DQ	STL	TO	BLK	PTS	AVG
21-22	9	0	182	27	49	.551	4	8	.500	8	8	1.000	14	25	39	8	17	0	5	10	7	66	7.3
22-23	65	1	1381	186	305	.610	14	42	.333	55	79	.696	106	248	354	119	133	0	56	42	37	441	6.8
23-24	61	0	1216	138	241	.573	27	65	.415	47	61	.770	94	213	307	113	98	0	61	49	19	350	5.7
TOTALS	**135**	**1**	**2779**	**351**	**595**	**.590**	**45**	**115**	**.391**	**110**	**148**	**.743**	**214**	**486**	**700**	**240**	**248**	**0**	**122**	**101**	**63**	**857**	**6.3**

Nelson, Jameer — 6-0 • Guard • Saint Joseph's (PA)

Signed as a free agent October 22, 2017...Traded to Chicago along with Tony Allen, Omer Asik, a 2018 first-round draft pick, and the right to trade 2021 second-round draft picks in exchange for Nikola Mirotic and a 2018 second-round draft pick.

YEAR	G	GS	MIN	FG	FGA	PCT	3P	3PA	PCT	FT	FTA	PCT	OFF	DEF	TOT	AST	PF	DQ	STL	TO	BLK	PTS	AVG
17-18	43	0	897	84	205	.410	40	110	.364	13	17	.765	11	85	96	156	67	0	23	56	3	221	5.1

Norris, Moochie — 6-1 • Guard • West Florida

Acquired along with cash considerations from Houston in exchange for Maciej Lampe on Feb. 13, 2006...Waived on July 5, 2006.

YEAR	G	GS	MIN	FG	FGA	PCT	3P	3PA	PCT	FT	FTA	PCT	OFF	DEF	TOT	AST	PF	DQ	STL	TO	BLK	PTS	AVG
05-06	16	0	183	20	47	.426	4	9	.444	16	25	.640	3	17	20	21	18	0	6	17	0	60	3.8

Nowell, Jaylen — 6-4 • Guard • Washington

Signed as a free agent on November 3, 2024...Waived on November 20, 2024.

YEAR	G	GS	MIN	FG	FGA	PCT	3P	3PA	PCT	FT	FTA	PCT	OFF	DEF	TOT	AST	PF	DQ	STL	TO	BLK	PTS	AVG
24-25	8	0	168	26	73	.356	8	27	.296	7	11	.636	6	14	20	18	9	0	1	8	4	67	8.4

Nunnally, James — 6-7 • Forward • University of California-Santa Barbara

Signed to a Two-Way contract on April 12, 2020

YEAR	G	GS	MIN	FG	FGA	PCT	3P	3PA	PCT	FT	FTA	PCT	OFF	DEF	TOT	AST	PF	DQ	STL	TO	BLK	PTS	AVG
20-21	9	0	48	5	13	.385	4	12	.333	1	2	.500	2	7	9	3	1	0	0	2	0	15	1.7

Oduro, Josh — 6-9 • Forward • Providence

Signed to a Two-Way contract on March 4, 2026.

YEAR	G	GS	MIN	FG	FGA	PCT	3P	3PA	PCT	FT	FTA	PCT	OFF	DEF	TOT	AST	PF	DQ	STL	TO	BLK	PTS	AVG
25-26	3	1	82	11	17	.647	0	2	.000	3	6	.500	11	12	23	4	14	1	0	2	0	25	8.3

Okafor, Emeka — 6-10 • Forward/Center • Connecticut

Acquired from the Charlotte Bobcats in exchange for Tyson Chandler on July 28, 2009...Traded to Washington along with forward Trevor Ariza for forward Rashard Lewis and the 46th pick in the 2012 NBA Draft on June 20, 2012...Signed a 10-day contract on February 3, 2018...Signed a second 10-day contract on February 14, 2018...Signed to a multi-year contract on February 26, 2018...Waived on September 19, 2018.

YEAR	G	GS	MIN	FG	FGA	PCT	3P	3PA	PCT	FT	FTA	PCT	OFF	DEF	TOT	AST	PF	DQ	STL	TO	BLK	PTS	AVG
09-10	82	82	2370	348	656	.530	--	--	---	154	274	.562	251	491	742	55	218	1	54	111	127	850	10.4
10-11	72	72	2287	300	524	.573	0	1	.000	145	258	.562	230	454	684	42	230	4	40	119	127	745	10.3
11-12	27	27	781	114	214	.533	--	--	---	38	74	.514	70	143	213	24	73	0	16	37	26	266	9.9
17-18	26	19	353	48	95	.505	--	--	---	18	22	.818	47	73	120	8	30	0	8	13	25	114	4.4
TOTALS	**207**	**200**	**5791**	**810**	**1489**	**.544**	**0**	**1**	**.000**	**355**	**628**	**.565**	**598**	**1161**	**1759**	**129**	**551**	**5**	**118**	**280**	**305**	**1975**	**9.5**

Okafor, Jahlil — 6-11 • Center • Duke

Signed as a free agent on August 8, 2018...Signed to contract extension on June 20, 2019...Became a free agent following the 2019-20 season.

YEAR	G	GS	MIN	FG	FGA	PCT	3P	3PA	PCT	FT	FTA	PCT	OFF	DEF	TOT	AST	PF	DQ	STL	TO	BLK	PTS	AVG
18-19	59	24	935	212	362	.586	1	5	.200	59	89	.663	82	196	278	40	96	0	15	52	40	484	8.2
19-20	30	9	467	101	162	.623	1	3	.333	40	62	.645	48	79	127	37	67	1	7	38	22	243	8.1
TOTALS	**89**	**33**	**1402**	**313**	**524**	**.597**	**2**	**8**	**.250**	**99**	**151**	**.656**	**130**	**275**	**405**	**77**	**163**	**1**	**22**	**90**	**62**	**727**	**8.2**

Olynyk, Kelly — 7-0 • Forward/Center • Gonzaga

Acquired along with Bruce Brown, a 2026 first round pick and a 2031 second round pick from the Toronto Raptors in exchange for Brandon Ingram.

YEAR	G	GS	MIN	FG	FGA	PCT	3P	3PA	PCT	FT	FTA	PCT	OFF	DEF	TOT	AST	PF	DQ	STL	TO	BLK	PTS	AVG
24-25	20	20	508	75	150	.500	14	36	.389	49	65	.754	37	80	117	72	64	2	17	41	11	213	10.7

Onuaku, Arinze — 6-9 • Forward • Syracuse

Signed as a free agent on August 22, 2013...Wavied by the Pelicans on November 12, 2013

YEAR	G	GS	MIN	FG	FGA	PCT	3P	3PA	PCT	FT	FTA	PCT	OFF	DEF	TOT	AST	PF	DQ	STL	TO	BLK	PTS	AVG
13-14	3	0	25	1	4	.250	0	0	--	1	2	.500	2	5	7	3	3	0	0	1	0	3	1.0

TEAM HISTORY

Pack, Robert — 6-2 • Guard • USC

Signed to a 10-day contract on Jan. 10, 2003...Signed to a second 10-day contract on Jan. 20, 2003...Signed for the remainder of the season on Jan. 30, 2003...Became a free agent after 2002-03 season.

YEAR	G	GS	MIN	FG	FGA	PCT	3P	3PA	PCT	FT	FTA	PCT	OFF	DEF	TOT	AST	PF	DQ	STL	TO	BLK	PTS	AVG
02-03	28	4	440	52	129	.403	0	5	.000	41	55	.745	11	40	51	81	35	0	25	40	0	145	5.2

Pargo, Jannero — 6-1 • Guard • Arkansas

Signed as a free agent on August 9, 2006...Re-signed as a free agent on August 8. 2007...Became a free agent after the 2007-08 season.

YEAR	G	GS	MIN	FG	FGA	PCT	3P	3PA	PCT	FT	FTA	PCT	OFF	DEF	TOT	AST	PF	DQ	STL	TO	BLK	PTS	AVG
06-07	82	7	1710	283	692	.409	81	209	.388	104	122	.852	20	160	180	203	121	0	53	122	4	751	9.2
07-08	80	5	1497	254	652	.390	65	186	.349	71	81	.877	26	104	130	192	123	0	50	93	5	644	8.1
TOTALS	**162**	**12**	**3207**	**537**	**1344**	**.400**	**146**	**395**	**.370**	**175**	**203**	**.862**	**46**	**264**	**310**	**395**	**244**	**0**	**103**	**215**	**9**	**1395**	**8.6**

Paul, Chris — 6-0 • Guard • Wake Forest

Drafted with the fourth overall pick in the first round of the 2005 NBA Draft...Signed an extension on July 9, 2008...Traded to the Los Angeles Clippers with two 2015 second-round picks in exchange for Eric Gordon, Chris Kaman, Al-Farouq Aminu and Minnesota's 2012 unprotected first-round pick on December 14, 2011.

YEAR	G	GS	MIN	FG	FGA	PCT	3P	3PA	PCT	FT	FTA	PCT	OFF	DEF	TOT	AST	PF	DQ	STL	TO	BLK	PTS	AVG
05-06	78	78	2808	407	947	.430	50	177	.282	394	465	.847	61	339	400	611	218	0	175	183	6	1258	16.1
06-07	64	64	2353	381	871	.437	50	143	.350	292	357	.818	54	226	280	569	154	0	118	161	3	1104	17.3
07-08	80	80	3006	630	1291	.488	92	249	.369	332	390	.851	62	259	321	925	185	0	217	201	4	1684	21.1
08-09	78	78	3002	631	1255	.503	64	176	.364	455	524	.868	69	363	432	861	212	1	216	231	10	1781	22.8
09-10	45	45	1712	314	637	.493	52	127	.409	161	190	.847	20	171	191	480	118	2	96	112	8	841	18.7
10-11	80	80	2880	430	928	.463	71	183	.388	337	384	.878	38	289	327	782	196	0	188	177	5	1268	15.9
TOTALS	**425**	**425**	**15761**	**2793**	**5929**	**.471**	**379**	**1055**	**.359**	**1971**	**2310**	**.853**	**304**	**1647**	**1951**	**4228**	**1083**	**3**	**1010**	**1065**	**36**	**7936**	**18.7**

Pavlovic, Sasha — 6-8 • Guard/Forward • Montenegro

Signed to a 10-day contract on February 4, 2011.

YEAR	G	GS	MIN	FG	FGA	PCT	3P	3PA	PCT	FT	FTA	PCT	OFF	DEF	TOT	AST	PF	DQ	STL	TO	BLK	PTS	AVG
10-11	4	1	50	2	11	.182	0	5	.000	0	0	--	0	6	6	6	4	0	0	1	4	4	1.0

Payton, Elfrid — 6-4 • Guard • Louisiana-Lafayette

Signed as a free agent on July 8, 2018...Became unrestricted free agent at the conclusion of the 2018-19 season...Signed as a free agent on November 20, 2024...Waived on December 3, 2024...Signed to a 10-day contract on March 21, 2025...Signed to a second 10-day contract on April 2, 2025...Signed to a standard NBA contract on April 11, 2025.

YEAR	G	GS	MIN	FG	FGA	PCT	3P	3PA	PCT	FT	FTA	PCT	OFF	DEF	TOT	AST	PF	DQ	STL	TO	BLK	PTS	AVG
18-19	42	42	1250	179	412	.434	33	105	.314	55	74	.743	49	171	220	320	81	0	44	112	17	446	10.6
24-25	18	7	388	37	101	.366	1	6	.167	4	7	.571	14	52	66	146	24	0	18	52	8	79	4.4
TOTALS	**60**	**49**	**1638**	**216**	**513**	**.421**	**34**	**111**	**.306**	**59**	**81**	**.728**	**63**	**223**	**286**	**466**	**105**	**0**	**62**	**164**	**25**	**525**	**8.8**

Peavy, Micah — 6-7 • Forward • Georgetown

Draft rights acquired along with Saddiq Bey and Jordan Poole from Washington in exchange for CJ McCollum, Kelly Olynyk and a future second round pick.

YEAR	G	GS	MIN	FG	FGA	PCT	3P	3PA	PCT	FT	FTA	PCT	OFF	DEF	TOT	AST	PF	DQ	STL	TO	BLK	PTS	AVG
25-26	61	4	913	106	275	.385	28	108	.259	22	29	.759	46	71	117	61	96	2	43	20	9	262	4.3

Peterson, Morris — 6-7 • Forward/Guard • Michigan State

Signed as a free agent on July 23, 2007...Traded to Oklahoma City along with the draft rights to Cole Aldrich in exchange for the draft right to Craig Brackins and Quincy Pondexter on July 8, 2010.

YEAR	G	GS	MIN	FG	FGA	PCT	3P	3PA	PCT	FT	FTA	PCT	OFF	DEF	TOT	AST	PF	DQ	STL	TO	BLK	PTS	AVG
07-08	76	76	1796	215	516	.417	113	287	.394	65	85	.765	36	170	206	67	125	0	47	41	7	608	8.0
08-09	43	9	515	73	183	.399	33	85	.388	12	19	.632	13	71	84	16	51	0	15	15	2	191	4.4
09-10	46	39	973	116	301	.385	62	171	.363	33	54	.611	17	109	126	41	81	0	25	27	5	327	7.1
TOTALS	**165**	**124**	**3284**	**404**	**1000**	**.404**	**208**	**543**	**.383**	**110**	**158**	**.696**	**66**	**350**	**416**	**124**	**257**	**0**	**87**	**83**	**14**	**1126**	**6.8**

Perkins, Kendrick — 6-10 • Center • Clifton J. Ozen HS (TX)

Signed as a free agent on July 28, 2015...Became unrestricted free agent at the conclusion of the 2015-16 season.

YEAR	G	GS	MIN	FG	FGA	PCT	3P	3PA	PCT	FT	FTA	PCT	OFF	DEF	TOT	AST	PF	DQ	STL	TO	BLK	PTS	AVG
15-16	37	5	542	40	75	.533	--	--	--	11	25	.440	25	103	128	31	64	0	11	41	11	91	2.5

Pondexter, Quincy — 6-7 • Guard/Forward • Washington

Acquired from Oklahoma City with Craig Brackins in exchange for Cole Aldrich and Morris Peterson on June 24, 2010...Traded to Memphis in exchange for Greivis Vasquez on December 24, 2011... Acquired on January 12, 2015 in a three-team trade that sent Austin Rivers to Boston and Russ Smith to Memphis...Traded to Chicago along with a future second round draft pick and cash considerations in exchange for the rights to Ater Majok on September 1, 2017.

YEAR	G	GS	MIN	FG	FGA	PCT	3P	3PA	PCT	FT	FTA	PCT	OFF	DEF	TOT	AST	PF	DQ	STL	TO	BLK	PTS	AVG
10-11	66	6	734	73	180	.406	18	50	.360	24	34	.706	23	65	88	28	63	0	17	16	10	188	2.8
14-15	45	28	1253	140	312	.449	74	171	.433	50	66	.758	33	105	138	66	103	0	14	41	19	404	9.0
TOTALS	**111**	**34**	**1987**	**213**	**492**	**.433**	**92**	**221**	**.416**	**74**	**100**	**.740**	**56**	**170**	**226**	**94**	**166**	**0**	**31**	**57**	**29**	**592**	**5.3**

Poole, Jordan — 6-4 • Guard • Michigan

Acquired along with Saddiq Bey and the draft rights to Micah Peavy from Washington in exchange for CJ McCollum, Kelly Olynyk and a future second round pick. Additionally, New Orleans traded the draft rights of Mojave King to the Houston Rockets.

YEAR	G	GS	MIN	FG	FGA	PCT	3P	3PA	PCT	FT	FTA	PCT	OFF	DEF	TOT	AST	PF	DQ	STL	TO	BLK	PTS	AVG
25-26	39	8	933	165	444	.372	96	288	.333	98	114	.860	9	68	77	119	89	0	22	69	15	524	13.4

Posey, James — 6-8 • Forward • Xavier

Signed as a free agent on July 18, 2008...Traded to Indiana along with Darren Collison in a four-team trade on Aug. 11, 2010.

YEAR	G	GS	MIN	FG	FGA	PCT	3P	3PA	PCT	FT	FTA	PCT	OFF	DEF	TOT	AST	PF	DQ	STL	TO	BLK	PTS	AVG
08-09	75	0	2140	216	524	.412	116	314	.369	120	146	.822	38	324	362	82	216	1	58	79	21	668	8.9
09-10	77	2	1731	126	345	.365	81	242	.335	66	80	.825	32	297	329	117	204	1	42	51	19	399	5.2
TOTALS	**152**	**2**	**3871**	**342**	**869**	**.394**	**197**	**556**	**.354**	**186**	**226**	**.823**	**70**	**621**	**691**	**199**	**420**	**2**	**100**	**130**	**40**	**1067**	**7.0**

BACK TO TABLE OF CONTENTS

TEAM HISTORY

Quiñones, Lester — 6-4 • Guard • Memphis

Signed to a two-way contract on March 2, 2025.

YEAR	G	GS	MIN	FG	FGA	PCT	3P	3PA	PCT	FT	FTA	PCT	OFF	DEF	TOT	AST	PF	DQ	STL	TO	BLK	PTS	AVG
24-25	9	0	166	27	70	.386	13	41	.317	10	12	.833	1	14	15	23	18	0	3	10	2	77	8.6

Queen, Derik — 6-10 • Center/Forward • Maryland

Draft rights acquired from the Atlanta Hawks in exchange for the draft rights to Asa Newell (23rd overall pick in the 2025 NBA Draft) and a future first round pick...Signed by New Orleans to a multi-year contract on July 5, 2025.

YEAR	G	GS	MIN	FG	FGA	PCT	3P	3PA	PCT	FT	FTA	PCT	OFF	DEF	TOT	AST	PF	DQ	STL	TO	BLK	PTS	AVG
25-26	81	48	2023	354	748	.473	23	88	.261	217	273	.795	136	436	572	298	215	1	84	190	74	948	11.7

Randle, Julius — 6-9 • Forward • Kentucky

Signed as a free agent on July 8, 2018...Became an unrestricted free agent at the conclusion of the 2018-19 season.

YEAR	G	GS	MIN	FG	FGA	PCT	3P	3PA	PCT	FT	FTA	PCT	OFF	DEF	TOT	AST	PF	DQ	STL	TO	BLK	PTS	AVG
18-19	73	49	2232	571	1089	.524	67	195	.344	356	487	.731	162	472	634	229	246	3	52	208	45	1564	21.4

Redick, JJ — 6-4 • Guard• Duke

Signed as a free agent on July 15, 2019...Traded to Dallas with Nicoló Melli in exchange for James Johnson, Wes Iwundu, and a 2021 second-round draft pick.

YEAR	G	GS	MIN	FG	FGA	PCT	3P	3PA	PCT	FT	FTA	PCT	OFF	DEF	TOT	AST	PF	DQ	STL	TO	BLK	PTS	AVG
19-20	60	36	1581	286	631	.453	180	397	.453	165	185	.892	10	141	151	119	96	0	20	75	40	917	15.3
20-21	31	0	576	87	214	.407	51	140	.364	45	47	.957	3	49	52	40	37	1	9	25	2	270	8.7
TOTALS	**91**	**36**	**2157**	**373**	**845**	**.411**	**231**	**537**	**.430**	**210**	**232**	**.905**	**13**	**190**	**203**	**159**	**133**	**1**	**29**	**100**	**42**	**1187**	**13.0**

Reeves, Antonio — 6-5 • Guard • Kentucky

Draft rights acquired via trade with the Orlando Magic in exchange for a 2030 second round pick and a 2031 second round pick on June 27, 2024...Signed multi-year contract on July 22, 2024.

YEAR	G	GS	MIN	FG	FGA	PCT	3P	3PA	PCT	FT	FTA	PCT	OFF	DEF	TOT	AST	PF	DQ	STL	TO	BLK	PTS	AVG
24-25	44	6	660	113	248	.456	51	129	.395	28	35	.800	18	45	63	39	40	0	21	30	4	305	6.9

Richardson, Josh — 6-5 • Guard • Tennessee

Acquired from the San Antonio Spurs on February 9, 2023 in exchange for Devonte' Graham, and four future 2nd-round draft picks...Became a free agent at the conclusion of the 2022-23 season.

YEAR	G	GS	MIN	FG	FGA	PCT	3P	3PA	PCT	FT	FTA	PCT	OFF	DEF	TOT	AST	PF	DQ	STL	TO	BLK	PTS	AVG
22-23	23	4	533	62	148	.419	33	86	.384	16	21	.762	11	45	56	37	47	1	29	23	9	173	7.5

Rivers, Austin — 6-4 • Guard • Duke

Selected in the first round of the 2012 NBA Draft (10th overall pick) on June 28, 2012...Traded to Boston on January 12, 2015 in a three-team deal that sent Quincy Pondexter to New Orleans and Russ Smith to Memphis.

YEAR	G	GS	MIN	FG	FGA	PCT	3P	3PA	PCT	FT	FTA	PCT	OFF	DEF	TOT	AST	PF	DQ	STL	TO	BLK	PTS	AVG
12-13	61	26	1418	145	390	.372	28	86	.326	59	108	.546	16	93	109	127	122	0	26	74	9	377	6.2
13-14	69	4	1339	192	474	.405	36	99	.364	110	173	.636	26	103	129	160	134	0	45	77	9	530	7.7
14-15	35	3	772	86	222	.387	14	50	.280	53	71	.746	12	56	68	87	65	0	18	30	7	239	6.8
TOTALS	**165**	**33**	**3529**	**423**	**1086**	**.390**	**78**	**235**	**.332**	**222**	**352**	**.631**	**54**	**252**	**306**	**374**	**321**	**0**	**89**	**181**	**25**	**1146**	**6.9**

Roberts, Brian — 6-1 • Guard • Dayton

Signed as a free agent on August 16, 2012...Became a free agent after the 2013-14 season.

YEAR	G	GS	MIN	FG	FGA	PCT	3P	3PA	PCT	FT	FTA	PCT	OFF	DEF	TOT	AST	PF	DQ	STL	TO	BLK	PTS	AVG
12-13	78	5	1324	213	511	.417	59	153	.386	70	77	.909	17	80	97	219	108	0	37	71	3	555	7.1
13-14	72	42	1667	244	581	.420	64	178	.360	125	133	.940	17	119	136	234	132	2	43	95	7	677	9.4
TOTALS	**150**	**47**	**2991**	**457**	**1092**	**.418**	**123**	**331**	**.372**	**195**	**210**	**.929**	**34**	**199**	**233**	**453**	**240**	**2**	**80**	**166**	**10**	**1232**	**8.2**

Robinson, Nate — 5-9 • Guard • Washington

Signed on Oct. 16, 2015...Waived on October 29, 2015.

YEAR	G	GS	MIN	FG	FGA	PCT	3P	3PA	PCT	FT	FTA	PCT	OFF	DEF	TOT	AST	PF	DQ	STL	TO	BLK	PTS	AVG
15-16	2	1	23	0	1	.000	0	1	.000	--	--	--	0	0	0	4	5	0	1	0	0	0	0.0

Robinson-Earl, Jeremiah — 6-9 • Forward-Center • Villanova

Signed to a two-way contract on November 3, 2023...Converted from a two-way contract to standard contract on Feb. 16, 2024.

YEAR	G	GS	MIN	FG	FGA	PCT	3P	3PA	PCT	FT	FTA	PCT	OFF	DEF	TOT	AST	PF	DQ	STL	TO	BLK	PTS	AVG
23-24	39	1	334	45	95	.474	13	39	.333	12	16	.750	23	53	76	21	24	0	10	16	4	115	2.9
24-25	66	9	1239	158	347	.455	56	164	.341	46	55	.836	110	205	315	88	79	0	39	51	7	418	6.3
TOTALS	**105**	**10**	**1573**	**203**	**442**	**.459**	**69**	**203**	**.340**	**58**	**71**	**.817**	**133**	**258**	**391**	**109**	**103**	**0**	**49**	**67**	**11**	**533**	**5.1**

Rogers, Rodney — 6-7 • Forward • Wake Forest

Signed as a free agent on Aug. 3, 2004...Traded to Philadelphia along with Jamal Mashburn in exchange for Glenn Robinson on Feb. 24, 2005.

YEAR	G	GS	MIN	FG	FGA	PCT	3P	3PA	PCT	FT	FTA	PCT	OFF	DEF	TOT	AST	PF	DQ	STL	TO	BLK	PTS	AVG
04-05	30	26	882	109	289	.377	25	92	.272	32	42	.762	28	114	142	60	103	1	19	66	12	275	9.2

Rondo, Rajon — 6-1 • Guard • Kentucky

Signed as a free agent July 20, 2017...Became an unrestricted free agent at the conclusion of the 2017-18 season.

YEAR	G	GS	MIN	FG	FGA	PCT	3P	3PA	PCT	FT	FTA	PCT	OFF	DEF	TOT	AST	PF	DQ	STL	TO	BLK	PTS	AVG
17-18	65	63	1705	231	494	.468	50	150	.333	25	46	.543	31	232	263	533	119	0	70	151	10	537	8.3

Rooks, Sean — 6-10 • Center • Arizona

Signed as a free agent on July 21, 2003...Traded to Orlando in exchange for Shammond Williams on Feb. 19, 2004.

YEAR	G	GS	MIN	FG	FGA	PCT	3P	3PA	PCT	FT	FTA	PCT	OFF	DEF	TOT	AST	PF	DQ	STL	TO	BLK	PTS	AVG
03-04	35	0	325	34	94	.362	0	0	.000	12	15	.800	10	40	50	11	48	0	9	15	5	80	2.3

TEAM HISTORY

Ryan, Matt — 6-6 • Forward • Chattanooga

Claimed off waivers from the Minnesota Timberwolves on Oct. 22, 2023...Converted from a two-way contract to standard contract on April 13, 2024.

YEAR	G	GS	MIN	FG	FGA	PCT	3P	3PA	PCT	FT	FTA	PCT	OFF	DEF	TOT	AST	PF	DQ	STL	TO	BLK	PTS	AVG
23-24	28	1	390	49	113	.434	41	91	.451	13	14	.929	6	34	40	18	32	0	6	19	1	152	5.4

Salmons, John — 6-7 • Guard/Forward • Miami

Signed as a free agent on August 26, 2014...Traded to Phoenix in a three-team deal that sent Norris Cole, Justin Hamilton, and Shawne Williams to New Orleans from Miami.

YEAR	G	GS	MIN	FG	FGA	PCT	3P	3PA	PCT	FT	FTA	PCT	OFF	DEF	TOT	AST	PF	DQ	STL	TO	BLK	PTS	AVG
14-15	21	0	270	16	48	.333	8	26	.308	2	4	.500	4	17	21	13	25	0	9	5	4	42	2.0

Seabron, Dereon — 6-7 • Guard• NC State

Signed to a two-way contract on Sept. 9, 2022...Waived on April 6, 2023...Signed a two-way contract on April 9, 2023.

YEAR	G	GS	MIN	FG	FGA	PCT	3P	3PA	PCT	FT	FTA	PCT	OFF	DEF	TOT	AST	PF	DQ	STL	TO	BLK	PTS	AVG
22-23	5	0	12	2	5	.400	0	0	--	0	0	--	1	0	1	0	1	0	0	0	0	4	0.8
23-24	6	0	55	4	13	.308	1	2	.500	5	6	.833	1	6	7	5	4	0	2	0	1	14	2.3
TOTALS	**11**	**0**	**67**	**6**	**18**	**.333**	**1**	**2**	**.500**	**5**	**6**	**.833**	**2**	**6**	**8**	**5**	**5**	**0**	**2**	**0**	**1**	**18**	**1.6**

Satoranský, Tomáš — 6-7 • Guard • Czech Republic

Acquired from Chicago along with Garrett Temple, a 2024 second round pick, and cash considerations in exchange for guard Lonzo Ball on August 8, 2021...Traded to Portland along with Nickeil Alexander-Walker, Josh Hart, Didi Louzada, a protected 2022 first round draft pick, and two future second round draft picks in exchange for CJ McCollum, Larry Nance Jr. and Tony Snell on February 8, 2022.

YEAR	G	GS	MIN	FG	FGA	PCT	3P	3PA	PCT	FT	FTA	PCT	OFF	DEF	TOT	AST	PF	DQ	STL	TO	BLK	PTS	AVG
21-22	32	3	481	32	107	.299	5	31	.161	19	25	.760	18	46	64	76	33	0	14	23	1	88	2.8

Selden, Jr., Wayne — 6-5 • Guard • Kansas

Signed a 10-day contract on March 8, 2017.

YEAR	G	GS	MIN	FG	FGA	PCT	3P	3PA	PCT	FT	FTA	PCT	OFF	DEF	TOT	AST	PF	DQ	STL	TO	BLK	PTS	AVG
16-17	3	3	47	5	8	.625	4	7	.571	2	4	.500	0	5	5	1	6	0	2	3	1	16	5.3

Simmons, Cedric — 6-9 • Forward • North Carolina State

Selected with the 15th overall pick of the 2006 NBA Draft. Traded to the Cleveland Cavaliers in exchange for David Wesley on September 29, 2007.

YEAR	G	GS	MIN	FG	FGA	PCT	3P	3PA	PCT	FT	FTA	PCT	OFF	DEF	TOT	AST	PF	DQ	STL	TO	BLK	PTS	AVG
06-07	43	4	534	55	132	.417	0	0	--	16	33	.485	44	63	107	12	75	0	8	22	23	126	2.9

Sims, Henry — 6-10 • Center • Georgetown

Signed to a 10-day contract on March 3, 2013.

YEAR	G	GS	MIN	FG	FGA	PCT	3P	3PA	PCT	FT	FTA	PCT	OFF	DEF	TOT	AST	PF	DQ	STL	TO	BLK	PTS	AVG
12-13	2	0	5	2	3	.667	0	0	--	0	0	--	2	0	2	0	1	0	0	1	0	4	2.0

Sloan, Donald — 6-3 • Guard • Texas A&M

Signed to a 10-day contract on February 8, 2012...Signed to a 10-day contract on January 7, 2013.

YEAR	G	GS	MIN	FG	FGA	PCT	3P	3PA	PCT	FT	FTA	PCT	OFF	DEF	TOT	AST	PF	DQ	STL	TO	BLK	PTS	AVG
11-12	3	0	41	5	14	.357	0	2	.000	2	4	.500	2	1	3	8	2	0	2	5	0	12	4.0
12-13	3	0	6	0	0	--	0	0	--	0	0	--	0	0	0	1	0	0	0	1	0	0	0.0
TOTALS	**6**	**0**	**47**	**5**	**14**	**.357**	**0**	**2**	**.000**	**2**	**4**	**.500**	**2**	**1**	**3**	**9**	**2**	**0**	**2**	**6**	**0**	**12**	**2.0**

Smith, Ish — 6-0 • Guard • Wake Forest

Signed on Oct. 26, 2015...Traded to Philadelphia for two second-round draft picks on December 24, 2015.

YEAR	G	GS	MIN	FG	FGA	PCT	3P	3PA	PCT	FT	FTA	PCT	OFF	DEF	TOT	AST	PF	DQ	STL	TO	BLK	PTS	AVG
15-16	27	3	617	98	228	.430	10	33	.303	33	43	.767	14	78	92	154	38	0	24	45	6	239	8.9

Smith, J.R. — 6-6 • Guard • St. Benedict's Prep (NJ)

Selected by the Hornets with the 18th overall pick in the first round of the 2004 NBA Draft on June 24, 2004...Traded to the Chicago Bulls along with PJ Brown in exchange for center Tyson Chandler on July 14, 2006.

YEAR	G	GS	MIN	FG	FGA	PCT	3P	3PA	PCT	FT	FTA	PCT	OFF	DEF	TOT	AST	PF	DQ	STL	TO	BLK	PTS	AVG
04-05	76	56	1859	295	748	.394	81	281	.288	111	161	.689	39	113	152	142	135	0	55	109	11	782	10.3
05-06	55	25	989	144	366	.393	52	140	.371	83	101	.822	19	91	110	58	90	0	37	54	4	423	7.7
TOTALS	**131**	**81**	**2848**	**439**	**1114**	**.394**	**133**	**421**	**.316**	**194**	**262**	**.740**	**58**	**204**	**262**	**200**	**225**	**0**	**92**	**163**	**15**	**1205**	**9.2**

Smith, Jason — 7-0 • Forward • Colorado State

Acquired from Philadelphia with Willie Green in exchange for Craig Brackins and Darius Songaila on September 23, 2010...Became a free agent after the 2010-11 season...Signed as a free agent on December 17, 2011...Became a free agent after the 2013-14 season...Acquired from Milwaukee along with Stanley Johnson and four second round draft picks in exchange for Nikola Mirotic on February 7, 2019...Waived on March 20, 2019.

YEAR	G	GS	MIN	FG	FGA	PCT	3P	3PA	PCT	FT	FTA	PCT	OFF	DEF	TOT	AST	PF	DQ	STL	TO	BLK	PTS	AVG
10-11	77	6	1102	136	307	.443	0	2	.000	59	70	.843	89	152	241	36	150	0	26	53	32	331	4.3
11-12	40	29	947	181	348	.520	1	9	.111	33	47	.702	72	124	196	34	102	1	21	40	41	396	9.9
12-13	51	0	876	167	341	.490	0	4	.000	86	102	.843	64	122	186	34	123	0	15	55	45	420	8.2
13-14	31	27	830	131	282	.465	0	0	--	39	50	.780	51	130	181	29	100	3	11	28	29	301	9.7
18-19	2	0	20	2	9	.222	2	7	.286	2	2	1.000	2	2	4	1	3	0	0	1	0	8	4.0
TOTALS	**201**	**62**	**3775**	**617**	**1287**	**.479**	**3**	**22**	**.136**	**219**	**271**	**.808**	**278**	**530**	**808**	**134**	**478**	**4**	**73**	**177**	**147**	**1456**	**7.2**

Smith, Josh — 6-9 • Forward • Oak Hill Academy (VA)

Signed as a free agent October 28, 2017...Waived November 10, 2017.

YEAR	G	GS	MIN	FG	FGA	PCT	3P	3PA	PCT	FT	FTA	PCT	OFF	DEF	TOT	AST	PF	DQ	STL	TO	BLK	PTS	AVG
17-18	3	0	12	1	4	.250	--	--	---	--	--	---	3	1	4	0	3	0	0	0	0	2	0.7

TEAM HISTORY

Smith, Russ — 6-0 • Guard • Louisville

Acquired on draft night from Philadelphia in exchange for the rights to Pierre Jackson...Traded to Memphis in three-team deal in exchange for Quincy Pondexter, with Austin Rivers being traded to Boston January 12, 2015.

YEAR	G	GS	MIN	FG	FGA	PCT	3P	3PA	PCT	FT	FTA	PCT	OFF	DEF	TOT	AST	PF	DQ	STL	TO	BLK	PTS	AVG
14-15	6	0	29	2	10	.200	1	6	.167	--	--	--	0	3	3	2	6	0	0	7	0	5	0.8

Smith, Steve — 6-8 • Guard • Michigan State

Signed as a free agent on Oct. 29, 2003...Became a free agent after 2003-04 season.

YEAR	G	GS	MIN	FG	FGA	PCT	3P	3PA	PCT	FT	FTA	PCT	OFF	DEF	TOT	AST	PF	DQ	STL	TO	BLK	PTS	AVG
03-04	71	4	929	119	293	.406	43	107	.402	77	83	.928	27	54	81	56	91	0	15	42	6	358	5.0

Snell, Tony — 6-6 • Guard • New Mexico

Acquired in a trade from Portland along with CJ McCollum and Larry Nance Jr. in exchange for Nickeil Alexander-Walker, Josh Hart, Didi Louzada, Tomáš Satoranský, a protected 2022 first round draft pick, and two future second round draft picks.

YEAR	G	GS	MIN	FG	FGA	PCT	3P	3PA	PCT	FT	FTA	PCT	OFF	DEF	TOT	AST	PF	DQ	STL	TO	BLK	PTS	AVG
21-22	15	2	277	33	74	.446	21	53	.396	1	1	1.000	5	26	31	8	26	0	8	8	2	88	5.9

Snyder, Kirk — 6-6 • Guard • Nevada

Acquired from Miami along with Rasual Butler (from Miami) in exchange for draft rights to Roberto Duenas in a five-team, 13-player deal that also sent Antoine Walker (from Boston) and Jason Williams, James Posey and Andre Emmitt (from Memphis) to Miami, Eddie Jones (from Miami) and Raul Lopez (from Utah) to Memphis, Greg Ostertag (from Memphis) to Utah, and Curtis Borchardt (from Utah) and Qyntel Woods, the draft rights to Albert Miralles, two second round picks and cash considerations (from Miami) to Boston on Aug. 2, 2005...Traded to the Houston Rockets in exchange for cash considerations and a conditional 2008 second round pick (the Hornets to receive the higher second round slot between the two teams in the 2008 NBA Draft).

YEAR	G	GS	MIN	FG	FGA	PCT	3P	3PA	PCT	FT	FTA	PCT	OFF	DEF	TOT	AST	PF	DQ	STL	TO	BLK	PTS	AVG
05-06	68	45	1310	205	453	.453	46	129	.357	86	117	.735	55	106	161	102	106	1	29	70	23	542	8.0

Songaila, Darius — 6-9 • Forward • Wake Forest

Acquired on Sept. 9, 2009 from Minnesota with Bobby Brown in exchange for Antonio Daniels and the Hornets' 2014 second-round draft pick...Traded to Philadelphia along with Craig Brackins in exchange for Willie Green and Jason Smith.

YEAR	G	GS	MIN	FG	FGA	PCT	3P	3PA	PCT	FT	FTA	PCT	OFF	DEF	TOT	AST	PF	DQ	STL	TO	BLK	PTS	AVG
09-10	75	1	1410	241	488	.494	1	6	.167	60	74	.811	59	173	232	70	206	1	62	81	14	543	7.2

Southerland, James — 6-8 • Forward • Syracuse

Signed as a free agent on April 10, 2014.

YEAR	G	GS	MIN	FG	FGA	PCT	3P	3PA	PCT	FT	FTA	PCT	OFF	DEF	TOT	AST	PF	DQ	STL	TO	BLK	PTS	AVG
13-14	3	0	27	5	12	.417	3	5	.600	1	2	.500	0	8	8	0	3	0	1	1	2	14	4.7

Stephenson, Lance — 6-5 • Forward/Guard • Cincinnati

Signed as a free agent on September 14, 2016...Waived on November 7, 2016.

YEAR	G	GS	MIN	FG	FGA	PCT	3P	3PA	PCT	FT	FTA	PCT	OFF	DEF	TOT	AST	PF	DQ	STL	TO	BLK	PTS	AVG
16-17	6	0	162	26	55	.473	1	10	.100	5	8	.625	3	15	18	29	18	0	0	4	2	43	9.7

Stojakovic, Peja — 6-10 • Forward/Guard • Serbia

Acquired along with cash considerations from Indiana in exchange for the draft rights to Andrew Betts on July 12, 2006...Traded by New Orleans to Toronto with Jerryd Bayless in exchange for David Anderson, Marcus Banks and Jarrett Jack on November 20, 2010.

YEAR	G	GS	MIN	FG	FGA	PCT	3P	3PA	PCT	FT	FTA	PCT	OFF	DEF	TOT	AST	PF	DQ	STL	TO	BLK	PTS	AVG
06-07	13	13	425	83	196	.423	34	84	.405	31	38	.816	11	43	54	11	29	0	8	19	4	231	17.8
07-08	77	77	2711	451	1026	.440	231	524	.441	130	140	.929	64	267	331	96	127	0	57	61	10	1263	16.4
08-09	61	59	2089	287	719	.399	145	384	.378	93	104	.894	44	220	264	75	101	1	52	51	3	812	13.3
09-10	62	55	1947	278	688	.404	132	352	.375	96	107	.897	39	188	227	92	83	0	48	56	5	784	12.6
10-11	6	0	89	14	33	.424	11	25	.440	6	7	.857	0	6	6	6	2	0	2	4	0	45	7.5
TOTALS	**219**	**204**	**7261**	**1113**	**2662**	**.418**	**553**	**1369**	**.404**	**356**	**396**	**.899**	**158**	**724**	**882**	**280**	**342**	**1**	**167**	**191**	**22**	**3135**	**14.3**

Stiemsma, Greg — 6-11 • Center • Wisconsin

Signed as a free agent on July 10, 2013...Waived on April 13, 2014.

YEAR	G	GS	MIN	FG	FGA	PCT	3P	3PA	PCT	FT	FTA	PCT	OFF	DEF	TOT	AST	PF	DQ	STL	TO	BLK	PTS	AVG
13-14	55	20	1007	70	122	.574	0	1	.000	19	32	.594	72	154	226	36	169	3	35	44	57	159	2.9

Summers, DaJuan — 6-8 • Forward • Georgetown

Signed as a free agent on December 9, 2011...Waived on February 7, 2012.

YEAR	G	GS	MIN	FG	FGA	PCT	3P	3PA	PCT	FT	FTA	PCT	OFF	DEF	TOT	AST	PF	DQ	STL	TO	BLK	PTS	AVG
11-12	15	6	209	28	65	.431	5	16	.313	7	9	.778	8	15	23	10	31	1	7	8	0	68	4.5

Temple, Garrett — 6-5 • Guard/Forward • Louisiana State

Acquired from Chicago along with Tomáš Satoranský, a 2024 second round pick, and cash considerations in exchange for guard Lonzo Ball on August 8, 2021. Waived on July 3, 2023.

YEAR	G	GS	MIN	FG	FGA	PCT	3P	3PA	PCT	FT	FTA	PCT	OFF	DEF	TOT	AST	PF	DQ	STL	TO	BLK	PTS	AVG
21-22	59	16	1098	111	295	.376	59	185	.319	28	41	.683	29	114	143	74	81	0	43	42	23	309	5.2
22-23	25	0	162	18	45	.400	11	26	.423	3	4	.750	5	12	17	13	4	0	9	4	2	50	2.0
TOTALS	**84**	**16**	**1260**	**129**	**340**	**.379**	**70**	**386**	**.332**	**31**	**45**	**.689**	**34**	**126**	**160**	**87**	**96**	**0**	**52**	**46**	**25**	**359**	**4.3**

Theis, Daniel — 6-8 • Center • Germany

Signed as a free agent on July 9, 2024...Traded to Oklahoma City along with a 2031 second round pick in exchange for cash considerations on February 5, 2025.

YEAR	G	GS	MIN	FG	FGA	PCT	3P	3PA	PCT	FT	FTA	PCT	OFF	DEF	TOT	AST	PF	DQ	STL	TO	BLK	PTS	AVG
24-25	38	9	621	61	129	.473	9	37	.243	31	37	.838	44	120	164	60	70	0	18	25	20	162	4.3

Thomas, Isaiah — 5-9 • Guard • Washington

Signed to a 10-day contract on April 3, 2020

YEAR	G	GS	MIN	FG	FGA	PCT	3P	3PA	PCT	FT	FTA	PCT	OFF	DEF	TOT	AST	PF	DQ	STL	TO	BLK	PTS	AVG
20-21	3	0	48	9	27	.333	3	12	.250	2	2	1.000	1	3	4	5	3	0	1	6	0	23	7.7

TEAM HISTORY

Thomas, Lance — 6-8 • Forward • Duke

Signed as a free agent on December 9, 2011...Waived on December 31, 2011...Signed as a free agent on February 6, 2012...Waived on November 12, 2013.

YEAR	G	GS	MIN	FG	FGA	PCT	3P	3PA	PCT	FT	FTA	PCT	OFF	DEF	TOT	AST	PF	DQ	STL	TO	BLK	PTS	AVG
11-12	42	10	629	57	126	.452	0	1	.000	52	62	.839	49	77	126	12	78	0	10	24	7	166	4.0
12-13	59	9	646	53	106	.500	0	0	--	43	59	.729	44	71	115	17	78	0	11	14	7	149	2.5
13-14	5	0	42	2	9	.222	0	0	--	2	4	.500	2	5	7	3	4	0	0	2	0	6	1.2
TOTALS	**106**	**19**	**1318**	**112**	**241**	**.465**	**0**	**1**	**--**	**97**	**125**	**.776**	**95**	**153**	**248**	**32**	**160**	**0**	**21**	**40**	**14**	**321**	**3.0**

Thompson, Hollis — 6-8 • Guard • Georgetown

Signed a 10-day contract on February 23, 2017...Signed a second 10-day contract on March 5, 2017.

YEAR	G	GS	MIN	FG	FGA	PCT	3P	3PA	PCT	FT	FTA	PCT	OFF	DEF	TOT	AST	PF	DQ	STL	TO	BLK	PTS	AVG
16-17	9	8	191	11	41	.268	6	24	.250	6	9	.667	4	24	28	9	14	0	6	2	0	34	3.8

Thornton, Marcus — 6-4 • Guard • Louisiana State

Acquired from Miami, after being selected in the second round (43rd overall) in the 2009 NBA Draft, in exchange for the Hornets' second round picks in 2010 and 2012...Traded by the Hornets with cash to Sacramento for Carl Landry on February 23, 2011.

YEAR	G	GS	MIN	FG	FGA	PCT	3P	3PA	PCT	FT	FTA	PCT	OFF	DEF	TOT	AST	PF	DQ	STL	TO	BLK	PTS	AVG
09-10	73	17	1872	398	883	.451	117	313	.374	144	177	.814	72	139	211	114	127	0	58	76	11	1057	14.5
10-11	46	0	745	137	334	.410	35	93	.376	50	66	.758	25	106	131	43	50	0	19	37	4	359	7.8
TOTALS	**119**	**17**	**2617**	**535**	**1217**	**.440**	**152**	**406**	**.374**	**194**	**243**	**.798**	**97**	**245**	**342**	**157**	**177**	**0**	**77**	**113**	**15**	**1416**	**11.9**

Thornwell, Sindarius — 6-5 • Guard• South Carolina

Signed as a free agent on July 6, 2020.

YEAR	G	GS	MIN	FG	FGA	PCT	3P	3PA	PCT	FT	FTA	PCT	OFF	DEF	TOT	AST	PF	DQ	STL	TO	BLK	PTS	AVG
19-20	2	0	35	6	11	.545	2	4	.500	2	4	.500	0	4	4	4	2	0	1	2	1	16	8.0
20-21	14	1	73	7	21	.333	3	9	.333	0	2	.000	1	4	5	4	3	0	5	4	1	17	1.2
TOTALS	**16**	**1**	**108**	**13**	**32**	**.406**	**5**	**13**	**.385**	**2**	**6**	**.333**	**1**	**8**	**9**	**8**	**5**	**0**	**6**	**6**	**2**	**33**	**2.1**

Toupane, Axel — 6-7 • Forward • France

Signed to a multi-year contract on April 10, 2017...Waived on July 25, 2017.

YEAR	G	GS	MIN	FG	FGA	PCT	3P	3PA	PCT	FT	FTA	PCT	OFF	DEF	TOT	AST	PF	DQ	STL	TO	BLK	PTS	AVG
16-17	2	0	41	5	8	.625	1	3	.333	0	0	---	0	1	1	0	5	0	1	0	1	11	3.8

Traylor, Robert — 6-8 • Forward/Center • Michigan

Acquired along with Jerome Moiso and George Lynch from Philadelphia and Chris Porter from Golden State in a three-team trade which sent Derrick Coleman (from Charlotte), Corie Blount and Vonteego Cummings (from Golden State) to Philadelphia and Cedric Henderson (from Philadelphia) and a conditional first round draft pick from Philadelphia to Golden State on Oct. 25, 2001... Became a free agent after 2003-04 season.

YEAR	G	GS	MIN	FG	FGA	PCT	3P	3PA	PCT	FT	FTA	PCT	OFF	DEF	TOT	AST	PF	DQ	STL	TO	BLK	PTS	AVG
02-03	69	0	851	105	237	.443	1	3	.333	57	88	.648	108	154	262	50	153	1	45	53	37	268	3.9
03-04	71	0	942	145	287	.505	2	5	.400	70	128	.547	106	156	262	43	161	3	39	62	37	362	5.1
TOTALS	**140**	**0**	**1793**	**250**	**524**	**.477**	**3**	**8**	**.375**	**127**	**216**	**.588**	**214**	**310**	**524**	**93**	**314**	**4**	**84**	**115**	**74**	**630**	**4.5**

Valanciunas, Jonas — 7-0 • Center • Lithuania

Acquired from Memphis along with the draft rights to 2021 first round pick Trey Murphy III (17th overall) and 2021 second round pick Brandon Boston (51st overall) in exchange for Steven Adams, Eric Bledsoe, the draft rights to 2021 first round pick Ziaire Williams (10th overall) and 2021 second round pick Jared Butler (40th overall), and a protected 2022 first round pick...Became a free agent after the 2023-24 season.

YEAR	G	GS	MIN	FG	FGA	PCT	3P	3PA	PCT	FT	FTA	PCT	OFF	DEF	TOT	AST	PF	DQ	STL	TO	BLK	PTS	AVG
21-22	74	74	2240	510	938	.544	57	158	.361	237	289	.820	226	617	843	190	247	4	41	179	60	1314	17.8
22-23	79	79	1968	446	816	.547	38	109	.349	185	224	.826	225	579	804	140	245	1	20	159	52	1115	14.1
23-24	82	82	1925	402	719	.559	37	120	.308	161	205	.785	186	535	721	173	218	4	32	111	68	1002	12.2
TOTALS	**235**	**235**	**6133**	**1358**	**2473**	**.549**	**132**	**387**	**.341**	**583**	**718**	**.812**	**637**	**1731**	**2368**	**503**	**710**	**9**	**93**	**449**	**180**	**3431**	**14.6**

Vasquez, Greivis — 6-6 • Guard • Maryland

Acquired from Memphis in exhange for forward Quincy Pondexter on December 24, 2011...Traded to Sacramento as part of a three team trade that also sent a 2016 second round pick, a future second round pick and cash considerations (from Portland) to Sacramento, Robin Lopez and Terrel Harris (from New Orleans) to Portland, in exchange for Tyreke Evans (from Sacramento) and Jeff Withey (from Portland).

YEAR	G	GS	MIN	FG	FGA	PCT	3P	3PA	PCT	FT	FTA	PCT	OFF	DEF	TOT	AST	PF	DQ	STL	TO	BLK	PTS	AVG
11-12	66	26	1706	225	523	.430	43	135	.319	96	117	.821	23	150	173	359	126	1	60	148	8	589	8.9
12-13	78	78	2685	438	1012	.433	83	243	.342	124	154	.805	43	294	337	704	190	0	66	247	6	1083	13.9
TOTALS	**144**	**104**	**4391**	**663**	**1535**	**.432**	**126**	**378**	**.333**	**220**	**271**	**.812**	**66**	**444**	**510**	**1063**	**316**	**1**	**126**	**395**	**14**	**1672**	**11.6**

Vinicius, Marcus — 6-8 • Forward • Brazil

Selected with the 43rd overall pick in the second round of the 2006 NBA Draft...Traded to Memphis February 21, 2008.

YEAR	G	GS	MIN	FG	FGA	PCT	3P	3PA	PCT	FT	FTA	PCT	OFF	DEF	TOT	AST	PF	DQ	STL	TO	BLK	PTS	AVG
06-07	13	0	103	7	15	.467	3	7	.429	5	7	.714	2	9	11	5	10	0	2	6	1	22	1.7
07-08	13	0	69	9	20	.450	5	12	.417	5	11	.455	1	7	8	2	4	0	1	3	1	28	2.2
TOTALS	**26**	**0**	**172**	**16**	**35**	**.457**	**8**	**19**	**.421**	**10**	**18**	**.556**	**3**	**16**	**19**	**7**	**14**	**0**	**3**	**9**	**2**	**50**	**1.9**

Vroman, Jackson — 6-10 • Forward • Iowa State

Acquired from Phoenix along with Casey Jacobsen and Maciej Lampe in exchange for Jim Jackson and a 2005 second round draft pick on Jan. 21, 2005...Waived on Mar. 31, 2006.

YEAR	G	GS	MIN	FG	FGA	PCT	3P	3PA	PCT	FT	FTA	PCT	OFF	DEF	TOT	AST	PF	DQ	STL	TO	BLK	PTS	AVG
04-05	36	17	648	76	183	.415	0	3	.000	44	68	.647	59	103	162	33	94	3	22	57	17	196	5.4
05-06	41	2	406	26	66	.394	0	0	--	21	44	.477	33	53	86	11	78	2	12	21	11	73	1.8
TOTALS	**77**	**19**	**1054**	**102**	**249**	**.410**	**0**	**3**	**.000**	**65**	**112**	**.580**	**92**	**156**	**248**	**44**	**172**	**5**	**34**	**78**	**28**	**269**	**3.5**

TEAM HISTORY

Wallace, Tyrone — 6-5 • Guard • California

Signed to a 10-day contract on March 11, 2022...Signed to a second 10-day contract on March 21, 2022.

YEAR	G	GS	MIN	FG	FGA	PCT	3P	3PA	PCT	FT	FTA	PCT	OFF	DEF	TOT	AST	PF	DQ	STL	TO	BLK	PTS	AVG
21-22	6	0	75	7	20	.350	2	8	.250	1	5	.200	0	8	8	1	7	0	3	2	1	17	2.8

Warrick, Hakim — 6-9 • Forward • Syracuse

Acquired from Phoenix along with Robin Lopez and cash considerations in a three-team trade that sent Jerome Dyson, Brad Miller, Wesley Johnson and a first round pick to Phoenix, and two second round picks to Minnesota on July 27, 2012...Traded to Charlotte in exchange for Matt Carroll on November 13, 2012.

YEAR	G	GS	MIN	FG	FGA	PCT	3P	3PA	PCT	FT	FTA	PCT	OFF	DEF	TOT	AST	PF	DQ	STL	TO	BLK	PTS	AVG
12-13	1	0	7	1	2	.500	0	0	--	2	2	1.000	0	0	0	0	0	0	1	0	0	4	4.0

Watkins, Darryl — 6-11 • Center • Syracuse

Signed as a free agent on April 18, 2012...Traded to Philadelphia along with Dorrell Wright (from Golden State) as part of a three-team trade that sent Jarrett Jack (from New Orleans) to Golden State in exchange for the rights to Edin Bavcic (from Philadelphia).

YEAR	G	GS	MIN	FG	FGA	PCT	3P	3PA	PCT	FT	FTA	PCT	OFF	DEF	TOT	AST	PF	DQ	STL	TO	BLK	PTS	AVG
11-12	5	0	98	7	14	.500	0	0	--	9	18	.500	8	19	27	3	14	0	5	8	4	23	4.6

Wells, Bonzi — 6-5 • Guard/Forward • Ball State

Acquired along with Mike James and cash considerations (from Houston) in a three-team trade that sent Bobby Jackson, Adam Haluska, a 2008 second round draft pick (from New Orleans) and the rights to Sergei Lishouk (from Memphis) to Houston, and forward Marcus Vinicius (from New Orleans), the rights to Malick Badiane and cash considerations (from Houston) to Memphis on Feb. 21, 2008. Became a free agent after the 2007-08 season.

YEAR	G	GS	MIN	FG	FGA	PCT	3P	3PA	PCT	FT	FTA	PCT	OFF	DEF	TOT	AST	PF	DQ	STL	TO	BLK	PTS	AVG
07-08	22	0	438	77	157	.490	4	12	.333	35	53	.660	21	50	71	17	44	0	24	27	8	193	8.8

Wesley, David — 6-1 • Guard • Baylor

Signed as a free agent on July 1, 1997...Traded to Houston in exchange for Jim Jackson and Bostjan Nachbar on Dec. 27, 2004.

YEAR	G	GS	MIN	FG	FGA	PCT	3P	3PA	PCT	FT	FTA	PCT	OFF	DEF	TOT	AST	PF	DQ	STL	TO	BLK	PTS	AVG
02-03	73	73	2710	449	1037	.433	134	316	.424	185	237	.781	38	137	175	251	173	0	109	132	9	1217	16.7
03-04	61	60	2001	311	800	.389	92	285	.323	137	182	.753	28	106	134	175	147	1	71	100	14	851	14.0
04-05	26	26	934	133	342	.389	28	80	.350	67	76	.882	12	73	85	109	65	0	35	54	1	361	13.9
TOTALS	**160**	**159**	**5645**	**893**	**2179**	**.410**	**254**	**681**	**.373**	**389**	**495**	**.786**	**78**	**316**	**394**	**535**	**385**	**1**	**215**	**286**	**24**	**2429**	**15.2**

West, David — 6-9 • Forward • Xavier

Selected in the first round (18th overall) of the 2003 NBA Draft...Signed a contract extension on October 30, 2006...Became a free agent after the 2010-2011 season.

YEAR	G	GS	MIN	FG	FGA	PCT	3P	3PA	PCT	FT	FTA	PCT	OFF	DEF	TOT	AST	PF	DQ	STL	TO	BLK	PTS	AVG
03-04	71	1	930	108	228	.474	0	2	.000	57	80	.713	117	180	297	60	117	0	27	48	28	273	3.8
04-05	30	8	552	75	172	.436	2	5	.400	34	50	.680	40	89	129	23	62	0	12	37	16	186	6.2
05-06	74	74	2526	530	1036	.512	3	11	.273	199	236	843	168	380	548	92	214	1	61	105	64	1262	17.1
06-07	52	52	1900	377	792	.476	8	25	.320	187	227	.824	126	298	424	114	143	2	42	98	38	949	18.3
07-08	76	76	2870	629	1305	.482	6	25	.240	300	353	.850	180	495	675	177	208	0	62	165	99	1564	20.6
08-09	76	76	2982	610	1292	.472	6	25	.240	367	415	.884	160	486	646	173	207	1	49	163	68	1593	21.0
09-10	81	81	2949	619	1226	.505	7	27	.259	296	342	.865	164	441	605	239	233	0	76	173	60	1541	19.0
10-11	70	70	2451	528	1040	.508	2	9	.222	264	327	.807	155	374	529	164	202	1	67	142	62	1322	18.9
TOTALS	**530**	**438**	**17160**	**3476**	**7091**	**.490**	**34**	**129**	**.264**	**1704**	**2030**	**.839**	**1110**	**2743**	**3853**	**1042**	**1386**	**5**	**396**	**951**	**435**	**8690**	**16.4**

Williams, Aaron — 6-9 • Forward/Center • Xavier (OH)

Acquired from the Toronto Raptors in exchange for two second-round picks (2006 and 2009) on Jan. 31, 2006...Became a free agent following the 2005-06 season.

YEAR	G	GS	MIN	FG	FGA	PCT	3P	3PA	PCT	FT	FTA	PCT	OFF	DEF	TOT	AST	PF	DQ	STL	TO	BLK	PTS	AVG
05-06	34	2	692	81	157	.516	0	0	---	35	52	.673	59	107	166	16	110	0	13	25	18	197	5.8

Williams, Elliot — 6-5 • Guard • Memphis

Signed to a 10-day contract on March 4, 2015...Signed to a second 10-day contract on March 14, 2015.

YEAR	G	GS	MIN	FG	FGA	PCT	3P	3PA	PCT	FT	FTA	PCT	OFF	DEF	TOT	AST	PF	DQ	STL	TO	BLK	PTS	AVG
14-15	8	0	77	8	24	.333	3	11	.273	0	2	.000	0	5	5	8	11	0	2	0	0	19	2.4

Williams, Kenrich — 6-7 • Forward • Texas Christian

Signed as a free agent on July 23, 2018...Traded to Oklahoma City along with Zylan Cheatham, Josh Gray, and Darius Miller as part of a four team trade that also sent Jrue Holiday to Milwaukee in exchange for Steven Adams (from Oklahoma City), Eric Bledsoe, and two future first round draft picks and the rights to swap two additional first round picks (from Milwaukee).

YEAR	G	GS	MIN	FG	FGA	PCT	3P	3PA	PCT	FT	FTA	PCT	OFF	DEF	TOT	AST	PF	DQ	STL	TO	BLK	PTS	AVG
18-19	46	29	1079	107	279	.384	52	156	.333	13	19	.684	55	164	219	83	95	0	45	36	19	279	6.1
19-20	39	18	832	51	147	.347	25	97	.358	9	26	.346	51	135	186	57	88	0	27	22	21	136	3.5
TOTALS	**85**	**47**	**1911**	**158**	**426**	**.371**	**77**	**253**	**.304**	**22**	**45**	**.489**	**106**	**299**	**405**	**140**	**183**	**0**	**72**	**58**	**40**	**415**	**4.9**

Williams, Reggie — 6-6 • Forward • Virginia Military Institue

Signed a contract on December 10, 2016...Waived on January 1, 2017...Signed a 10-day contract on February 25, 2017.

YEAR	G	GS	MIN	FG	FGA	PCT	3P	3PA	PCT	FT	FTA	PCT	OFF	DEF	TOT	AST	PF	DQ	STL	TO	BLK	PTS	AVG
16-17	6	0	79	8	23	.348	5	11	.455	6	7	.857	2	4	6	4	2	0	3	0	0	27	4.5

Williams, Shammond — 6-1 • Guard • North Carolina

Acquired from Orlando in exchange for Sean Rooks Feb. 19, 2004...Became a free agent after 2003-04 season.

YEAR	G	GS	MIN	FG	FGA	PCT	3P	3PA	PCT	FT	FTA	PCT	OFF	DEF	TOT	AST	PF	DQ	STL	TO	BLK	PTS	AVG
03-04	16	2	238	28	81	.346	5	26	.192	1	13	.846	0	17	17	52	22	0	14	21	1	72	4.5

TEAM HISTORY

Williamson, Zion — 6-7 • Forward • Duke

Drafted with the first overall pick of the 2019 NBA Draft...Signed multi-year contract on July 1, 2019...Signed multi-year contract extension on July 6, 2022.

YEAR	G	GS	MIN	FG	FGA	PCT	3P	3PA	PCT	FT	FTA	PCT	OFF	DEF	TOT	AST	PF	DQ	STL	TO	BLK	PTS	AVG
19-20	24	24	668	210	360	.583	6	14	.429	114	178	.640	64	86	150	50	42	0	16	59	9	540	22.5
20-21	61	61	2026	634	1037	.611	10	34	.294	369	529	.698	167	274	441	226	135	1	57	167	39	1647	27.0
22-23	29	29	956	285	469	.608	7	19	.368	177	248	.714	58	144	202	133	65	0	32	99	16	754	26.0
23-24	70	70	2207	624	1094	.570	6	18	.333	347	494	.702	122	284	406	352	159	1	77	193	47	1601	22.9
24-25	30	30	857	288	508	.567	3	13	.231	158	241	.656	76	140	216	159	82	0	37	90	27	737	24.6
25-26	62	55	1841	484	807	.600	1	4	.250	333	465	.716	125	228	353	199	141	0	60	126	34	1302	21.0
TOTALS	**276**	**269**	**8555**	**2525**	**4275**	**.591**	**33**	**102**	**.324**	**1498**	**2155**	**.695**	**612**	**1156**	**1768**	**1119**	**624**	**2**	**279**	**734**	**172**	**6581**	**23.8**

Withey, Jeff — 7-0 • Center • Kansas

Acquired draft rights in a three team trade with Portland and Sacramento...Signed with the New Orleans Pelicans on July 29, 2013...Became a free agent at the conclusion of the 2014-15 season.

YEAR	G	GS	MIN	FG	FGA	PCT	3P	3PA	PCT	FT	FTA	PCT	OFF	DEF	TOT	AST	PF	DQ	STL	TO	BLK	PTS	AVG
13-14	58	4	684	69	129	.535	0	1	.000	52	73	.712	49	101	150	26	73	0	15	20	50	190	3.3
14-15	37	0	259	32	64	.500	--	--	--	34	50	.680	23	41	64	11	26	0	4	12	18	98	2.6
TOTALS	**95**	**4**	**943**	**101**	**193**	**.523**	**0**	**1**	**.000**	**86**	**123**	**.699**	**72**	**142**	**214**	**37**	**99**	**0**	**19**	**32**	**68**	**288**	**3.0**

Wood, Christian — 6-10 • Forward • Nevada-Las Vegas

Claimed on waivers from the Milwaukee Bucks on March 20, 2019...Waived on July 15, 2019.

YEAR	G	GS	MIN	FG	FGA	PCT	3P	3PA	PCT	FT	FTA	PCT	OFF	DEF	TOT	AST	PF	DQ	STL	TO	BLK	PTS	AVG
18-19	8	2	189	49	92	.533	6	21	.286	31	41	.756	13	50	63	6	14	0	7	14	10	135	16.9

Wolters, Nate — 6-4 • Guard • South Dakota State

Signed to a 10-day contract on January 14, 2015...Signed to a second 10-day contract on January 24, 2015.

YEAR	G	GS	MIN	FG	FGA	PCT	3P	3PA	PCT	FT	FTA	PCT	OFF	DEF	TOT	AST	PF	DQ	STL	TO	BLK	PTS	AVG
14-15	10	0	105	8	26	.308	0	2	.000	1	2	.500	6	12	18	11	7	0	3	10	2	17	1.7

Wright, Julian — 6-8 • Forward • Kansas

Selected in the first round of the 2007 NBA Draft (13th pick)...Hornets exercised third-year option on October 25, 2008...Traded to Toronto in exchange for Marco Belinelli on August 11, 2010.

YEAR	G	GS	MIN	FG	FGA	PCT	3P	3PA	PCT	FT	FTA	PCT	OFF	DEF	TOT	AST	PF	DQ	STL	TO	BLK	PTS	AVG
07-08	57	1	640	90	169	.533	10	24	.417	33	52	.635	33	84	117	40	43	0	29	34	12	223	3.9
08-09	54	19	772	109	234	.466	2	21	.095	17	30	.567	46	106	152	43	49	0	35	43	19	237	4.4
09-10	68	14	871	116	232	.500	2	6	.333	25	41	.610	58	86	144	41	45	0	29	44	18	259	3.8
TOTALS	**179**	**34**	**2283**	**315**	**635**	**.496**	**14**	**51**	**.275**	**75**	**123**	**.610**	**137**	**276**	**413**	**124**	**137**	**0**	**93**	**121**	**49**	**719**	**4.0**

Zeller, Cody — 6-11 • Center • Indiana

Signed as a free agent on July 6, 2023...Traded to Atlanta along with Dyson Daniels, E.J. Liddell, Larry Nance Jr., and two first round picks in exchange for Dejounte Murray on July 6, 2024.

YEAR	G	GS	MIN	FG	FGA	PCT	3P	3PA	PCT	FT	FTA	PCT	OFF	DEF	TOT	AST	PF	DQ	STL	TO	BLK	PTS	AVG
23-24	43	0	320	26	62	.419	1	3	.333	23	38	.605	48	64	112	39	45	0	9	16	5	76	1.8

TEAM HISTORY

ALL-TIME TRANSACTIONS

2002-03

June 25, 2002	Traded 2002 first round draft pick (17th overall) to Washington for guard Courtney Alexander.
July 30, 2002	Signed guard Baron Davis to a multi-year contract extension.
August 23, 2002	Re-signed forward Robert Traylor to a contract.
September 30, 2002	Re-signed free agent forward Lee Nailon. Signed free agent guard Terrell McIntyre and center Thomas Hamilton.
October 12, 2002	Waived center Thomas Hamilton.
October 23, 2002	Waived forward Lee Nailon and guard Terrell McIntyre.
January 10, 2003	Signed guard Robert Pack to a 10-day contract.
January 20, 2003	Signed guard Robert Pack to a second 10-day contract
January 27, 2003	Signed guard Randy Livingston to a 10-day contract and waived forward Matt Bullard.
January 30, 2003	Signed guard Robert Pack to a contract for the remainder of the season.
February 5, 2003	Released guard Randy Livingston.
February 20, 2003	Traded center Elden Campbell to the Seattle SuperSonics for guard Kenny Anderson.
April 8, 2003	The NBA Board of Governors voted the Hornets would join the Western Conference starting in the 2004-05 season.

2003-04

May 4, 2003	Head Coach Paul Silas, Assistants Brian Hill, Stephen Silas and Bob Donnewald Jr. were notified that their contracts would not be renewed by the club.
May 7, 2003	Announced General Manager Jeff Bower resignation.
May 28, 2003	Announced the hiring of Allan Bristow as assistant general manager.
June 9, 2003	Hired Tim Floyd as the team's new head coach.
June 11, 2003	Exercised the team option on forward Robert Traylor for the 2003-04 season.
June 19, 2003	Hired former General Manager Jeff Bower as an assistant coach.
June 23, 2003	Hired Jan van Breda Kolff as an assistant coach.
June 25, 2003	Hired Kenny Gattison as an assistant coach.
June 26, 2003	Drafted forward David West (Xavier) with the 18th overall selection and center James Lang (Central Park Christian H.S.) with the 48th overall selection in the 2003 NBA Draft.
June 30, 2003	Hired Alvin Gentry as an assistant coach.
July 3, 2003	Named Jack Capella executive vice president/chief operating officer of the organization.
July 11, 2003	Signed first round draft choice (18th overall) forward David West to a contract.
July 16, 2003	Re-signed forward PJ Brown.
July 21, 2003	Signed free agent center Sean Rooks to a contract.
July 29, 2003	Signed free agent guard Darrell Armstrong to a contract.
August 4, 2003	Signed forward George Lynch to a contract extension.
September 30, 2003	Signed second round draft pick James Lang, free agent forward Paul Shirley and free agent guard Kareem Reid to contracts.
October 23, 2003	Hornets waive free agent forward Paul Shirley and free agent guard Kareem Reid.
October 29, 2003	Waived forward Kirk Haston and signed free agent guard Steve Smith.
October 30, 2003	Signed center Jamaal Magloire to a contract extension.
December 29, 2003	Waived forward James Lang.
January 26, 2004	Signed guard Tierre Brown to a 10-day contract.
February 19, 2004	Traded center Sean Rooks to Orlando for guard Shammond Williams.
March 2, 2004	Waived guard Bryce Drew.
March 25, 2004	Signed guard Maurice Carter to a 10-day contract.
April 4, 2004	Signed guard Maurice Carter for the remainder of the season.

2004-05

May 5, 2004	Announced the retirement of Executive Vice President of Basketball Operations/General Manager Bob Bass.
May 7, 2004	Relieved Tim Floyd of coaching duties.
May 28, 2004	Hired Byron Scott as Head Coach.
June 16, 2004	Claimed guard Alex Garcia off of waivers from the San Antonio Spurs.
June 17, 2004	Promoted Assistant General Manager Allan Bristow to general manager.
June 22, 2004	Announced that Assistant Coach Kenny Gattison would be retained.
June 22, 2004	Named Assistant Coach Jeff Bower as director of player personnel; guard Maurice Carter was selected by the Charlotte Bobcats in the 2004 NBA Expansion Draft.
June 24, 2004	Drafted guard J.R. Smith (St. Benedict's Prep) with the 18th overall selection and guard Tim Pickett (Florida State) with the 44th overall pick in the 2004 NBA Draft.

June 29, 2004	Named Willis Reed as Vice President of Basketball Operations.
July 6, 2004	Signed first round draft choice (18th overall) forward J.R. Smith to a contract.
July 16, 2004	Signed Toronto forward Morris Peterson to an offer sheet.
July 19, 2004	Signed free agent forward/center Chris Andersen to a contract.
July 21, 2004	Hired Darrell Walker as an assistant coach.
August 3, 2004	Signed free agent forward Rodney Rogers and second round draft choice (44th overall) Tim Pickett to contracts.
August 4, 2004	Hired Jim Cleamons as an assistant coach.
August 18, 2004	Hired Robert Werdann as a scout.
September 29, 2004	Signed free agent center Sean Finn and forwards Tremaine Fowlkes, Britton Johnsen and Nate Williams.
September 30, 2004	Signed free agent guard Junior Harrington and forward Lee Nailon.
October 4, 2004	Signed free agent guard Ray Young.
October 9, 2004	Waived center Sean Finn and guard Ray Young.
October 28, 2004	Waived forwards Tremaine Fowlkes and Nate Williams.
October 31, 2004	Waived forward Britton Johnsen.
November 19, 2004	Signed forward Matt Freije and waived guard Tim Pickett.
December 3, 2004	Traded guard Darrell Armstrong to Dallas in exchange for guard Dan Dickau and a 2005 second round draft pick.
December 4, 2004	Signed forward Corsley Edwards.
December 12, 2004	Signed forward Lonny Baxter.
December 27, 2004	Traded guard David Wesley to Houston in exchange for guard Jim Jackson and forward Bostjan Nachbar and waived guard Alex Garcia and forward Lonnie Baxter.
December 29, 2004	Suspended guard/forward Jim Jackson indefinitely for failing to report to the team.
January 3, 2005	Waived forward Corsley Edwards.
January 5, 2005	Signed forward Corsley Edwards to a 10-day contract.
January 21, 2005	Traded guard Jim Jackson and a 2005 second round draft pick to Phoenix in exchange for guard/forward Casey Jacobsen, forward/center Maciej Lampe and forward/center Jackson Vroman; waived guard Junior Harrington and forward Matt Freije.
January 28, 2005	Signed guard Junior Harrington to a 10-day contract.
February 24, 2005	Traded forward Jamal Mashburn and Rodney Rogers to Philadelphia for forward Glenn Robinson; traded guard Baron Davis to Golden State for guard Speedy Claxton, center Dale Davis and cash considerations.
March 1, 2005	Waived center Dale Davis and forward Glenn Robinson.

2005-06

May 19, 2005	Exercised the team option on Jackson Vroman through the 2005-06 season.
June 29, 2005	Drafted guard Chris Paul (Wake Forest) with the fourth overall pick and forward Brandon Bass (LSU) with the 33rd overall pick in the 2005 NBA Draft.
July 5, 2005	Signed first round draft choice (fourth overall) guard Chris Paul to a contract.
August 2, 2005	Re-signed free agent forward Bostjan Nachbar to a contract; signed free agent guard Arvydas Macijauskas to a contract; Traded the rights to center Roberto Duenas to Miami in exchange for Rasual Butler from Miami and Kirk Snyder from Utah in a five-team, 13-player deal that also sent Antoine Walker (from Boston) and Jason Williams, James Posey and Andre Emmitt (from Memphis) to Miami, Eddie Jones (from Miami) and Raul Lopez (from Utah) to Memphis, Greg Ostertag (from Memphis) to Utah, and Curtis Borchardt (from Utah) and Qyntel Woods, the draft rights to Albert Miralles, two second round draft picks and cash considerations (from Miami) to Boston.
August 3, 2005	Re-signed free agent forward Chris Andersen to a contract.
September 19, 2005	Announced the temporary relocation of the team to Oklahoma City, OK for the 2005-06 season.
September 30, 2005	Signed second round draft choice (33rd overall) forward Brandon Bass to a contract.
September 30, 2005	Traded guard Dan Dickau to the Boston Celtics for a second round pick in the 2006 NBA Draft.
October 1, 2005	Announced the resignation of General Manager Allan Bristow.
October 1, 2005	Announced the promotion of Jeff Bower to General Manager from Director of Player Personnel.
October 1, 2005	Hired David Miller as an assistant coach.
October 1, 2005	Signed free agents Sean Banks, Troy Bell and Alex Garcia.
October 18, 2005	Waived guard Troy Bell.
October 26, 2005	Traded center Jamaal Magloire to the Milwaukee Bucks for forward Desmond Mason, an unconditional first round pick in the 2006 NBA Draft and cash considerations.
October 27, 2005	Waived guard Alex Garcia.
October 28, 2005	Waived forward George Lynch.
November 17, 2005	Assigned forward Sean Banks to the Tulsa 66ers of the NBA G League.
January 5, 2006	Announced that the team would play three games at the New Orleans Arena (3/8 vs. LAL, 3/18 vs. DEN, 3/21 vs. LAC); waived forward Sean Banks.
January 27, 2006	NBA announced that forward Chris Andersen had been dismissed and disqualified from the NBA for violating the terms of the Anti-Drug Program.

January 31, 2006	NBA announced that the team will remain in Oklahoma City for 35 games in the 2006-07 season and that it will play its other six home games in New Orleans; traded two second round draft picks (2006 and 2009) to the Toronto Raptors for forward Aaron Williams.
February 1, 2006	Acquired center Steven Hunter and cash considerations from Philadelphia in exchange for second round picks in 2006 and 2007.
February 7, 2006	Announced that the Steven Hunter trade had been rescinded.
February 13, 2006	Traded center Maciej Lampe to the Houston Rockets for guard Moochie Norris and cash considerations.
February 23, 2006	Traded forward Bostjan Nachbar to the New Jersey Nets for center Marc Jackson and forward Linton Johnson III.
March 24, 2006	Assigned forward Brandon Bass to the Tulsa 66ers of the NBA G League.
March 29, 2006	Recalled forward Brandon Bass from the Tulsa 66ers.
March 31, 2006	Waived forward/center Jackson Vroman and signed forward Marcus Fizer to a 10-day contract.
April 10, 2006	Signed forward Marcus Fizer for the remainder of the 2005-06 season.

2006-07

June 13, 2006	Exercised the team option on forward Brandon Bass through the 2006-07 season.
June 27, 2006	Announced that the contract of Head Coach Byron Scott had been extended through the 2008-09 season.
June 28, 2006	Drafted center Hilton Armstrong from Connecticut with the 12th overall pick and forward/center Cedric Simmons from North Carolina State with the 15th overall pick in the NBA Draft. Selected Marcus Vinicius of Brazil with the 43rd overall pick in the second round.
July 5, 2006	Signed first round draft picks Hilton Armstrong and Cedric Simmons to contracts; waived guard Moochie Norris.
July 12, 2006	Acquired forward Peja Stojakovic and cash considerations from the Indiana Pacers in exchange for the draft rights to Andrew Betts. Waived guard Arvydas Macijuaskas.
July 14, 2006	Acquired center Tyson Chandler from the Chicago Bulls in exchange for forward PJ Brown and guard J.R. Smith. Traded guard Kirk Snyder to the Houston Rockets in exchange for cash considerations and a conditional 2008 second round pick (the Hornets to receive the higher second round slot between the two teams in the 2008 NBA Draft).
July 19, 2006	Signed free agent guard Bobby Jackson and re-signed forward Rasual Butler.
August 9, 2006	Signed free agent guard Jannero Pargo.
August 25, 2006	Announced that the contract of General Manager Jeff Bower had been extended through the 2010-11 season. Announced that the contracts of Assistant Coaches Darrell Walker, Kenny Gattison and David Miller had been extended through the 2006-07 season.

2007-08

June 12, 2007	Hired Charlie Parker as assistant coach.
June 28, 2007	Drafted forward Julian Wright (Kansas) with the 13th overall pick and guard Adam Haluska (Iowa) with the 43rd overall pick in the 2007 NBA Draft.
July 2, 2007	Hired Paul Pressey as assistant coach.
July 7, 2007	Signed first round draft pick Julian Wright and second round pick Adam Haluska to contracts.
July 23, 2007	Signed free agent guard Morris Peterson.
July 24, 2007	Announced Gary Chouest as a minority owner.
August 8, 2007	Re-signed guard Jannero Pargo.
September 13, 2007	Signed free agent forward/center Melvin Ely.
September 29, 2007	Acquired David Wesley from the Cleveland Cavaliers in exhcange for Cedric Simmons.
February 21, 2008	Acquired Bonzi Wells, Mike James and cash considerations (from Houston) in a three-team trade that sent Bobby Jackson, Adam Haluska, a 2008 second-round draft pick (from New Orleans) and the rights to Sergei Lishouk (from Memphis) to Houston, and forward Marcus Vinicius, the rights to Malick Badiane and cash considerations (from Houston) to Memphis.
March 5, 2008	Signed forward/center Chris Andersen.

2008-09

May 28, 2008	Signed head coach Byron Scott to a contract extension.
June 26, 2008	Drafted forward Darrell Arthur (Kansas) with the 27th overall pick then traded Arthur's draft rights to Portland for cash considerations.
July 9, 2008	Signed guard Chris Paul to a contract extension.
July 23, 2008	Signed guard/forward James Posey.
August 22, 2008	Signed guard/forward Devin Brown.
August 26, 2008	Signed forward/center Sean Marks.
October 25, 2008	Hornets exercise fourth-year option on Hilton Armstrong and third-year option on Julian Wright.
December 10, 2008	Acquire guard Antonio Daniels from Washington in exchange for Mike James.
January 23, 2009	Sign forward Anthony Tolliver to a 10-day contract

TEAM HISTORY

2009-10

June 5, 2009	Announced that assistant coach Kenny Gattison will not return to the team.
June 25, 2009	Drafted guard Darren Collison (UCLA) with the 21st overall pick and acquired the draft rights to 43rd overall pick Marcus Thornton (LSU) from the Miami Heat for two future second round picks in the 2009 NBA Draft.
July 8, 2009	Signed draft picks Darren Collison and Marcus Thornton.
July 13, 2009	Named Rob Werdann assistant coach.
July 27, 2009	Signed free agent forward/center Ike Diogu.
July 28, 2009	Acquired center Emeka Okafor of the Charlotte Bobcats in exchange for center Tyson Chandler.
August 6, 2009	Named Robert Pack assistant coach.
August 12, 2009	Acquired a future second round pick from the Los Angeles Clippers in exchange for Rasual Butler.
August 27, 2009	Re-signed forward/center Sean Marks.
September 9, 2009	Acquired Bobby Brown and Darius Songaila from the Minnesota Timberwolves in exchange for Antonio Daniels and a 2014 second round draft pick.
September 28, 2009	Signed Larry Owens and Earl Barron to training camp contracts.
October 21, 2009	Waived Larry Owens and Earl Barron.
October 26, 2009	Exercised fourth-year option on Julian Wright.
November 12, 2009	Byron Scott relieved of head coaching duties; Jeff Bower named Head Coach; Tim Floyd added as Lead Assistant Coach.
January 11, 2010	Acquired conditional second round draft pick in 2016 from Sacramento in exchange for Hilton Armstrong.
January 25, 2010	Acquired Aaron Gray in exchange for Devin Brown.
January 26, 2010	Acquired conditional second round draft pick in 2014 from L.A. Clippers for Bobby Brown.
February 5, 2010	Signed Jason Hart to 10-day contract.
April 20, 2010	Jeff Bower steps down as head coach and resumes sole focus on General Manager duties.

2010-11

June 7, 2010	Monty Williams named Head Coach
June 30, 2010	Michael Malone, Bryan Gates and James Borrego named Assistant Coaches.
July 8, 2010	Acquired draft rights to Craig Brackins and Quincy Pondexter from Oklahoma City in exchange for the draft rights to Cole Aldrich and Morris Peterson.
July 13, 2010	General Manager Jeff Bower resigns.
July 27, 2010	Dell Demps named General Manager.
August 4, 2010	Randy Ayers and Fred Vinson named Assistant Coaches; Michael Malone named Lead Assistant Coach
August 11, 2010	Tim Connelly hired as Assistant General Manager and Gerald Madkins hired as Vice President of Player Personnel today.
August 11, 2010	Acquired Trevor Ariza from the Houston Rockets in a trade that sent James Posey and Darren Collison from New Orleans to Indiana, Courtney Lee from New Jersey to Houston and Troy Murphy from Indiana to New Jersey.
August 11, 2010	Acquired Marco Belinelli from Toronto in exchange for Julian Wright.
August 31, 2010	Mark Cranston named Head Athletic Trainer, Carlos Daniel named Strength Coach and Adam Tatalovich named Video Coordinator.
September 7, 2010	Signed free agent Mustafa Shakur.
September 17, 2010	Signed free agents D.J. Strawberry and Darryl Watkins; announced hiring of scouts David Booth, John Caridio and Terrance "Doc" Martin.
September 20, 2010	Signed free agent Joe Alexander.
September 23, 2010	Acquired Willie Green and Jason Smith from Philadelphia in exchange for Darius Songaila and Craig Brackin
September 24, 2010	Signed free agents Jannero Pargo and Pops Mensah-Bonsu.
October 5, 2010	Released Jannero Pargo.
October 15, 2010	Signed free agent D.J. Mbenga.
October 18, 2010	Acquired Curtis Jerrells, waived Mustafa Shakur and Darryl Watkins.
October 20, 2010	Waived D.J. Strawberry.
October 23, 2010	Acquired Jerryd Bayless from the Portland Trail Blazers in exchange for a conditional first round pick.
October 24, 2010	Waived Curtis Jerrells.
November 13, 2010	Waived Joe Alexander.
November 19, 2010	Traded Jerryd Bayless and Peja Stojakovic to Toronto in exchange for Jarrett Jack, Marcus Banks and David Andersen.
January 4, 2011	Waived Pops Mensah-Bonsu.
February 4, 2011	Signed Sasha Pavlovic to a 10-day contract.
February 23, 2011	Acquired Carl Landry from the Sacramento Kings for Marcus Thornton and cash considerations.
March 9, 2011	Signed Jerel McNeal to a 10-day contract.
March 26, 2010	Signed Patrick Ewing Jr. to a 10-day contract.
April 5, 2011	Signed Patrick Ewing Jr. for the remainder of season.

TEAM HISTORY

2011-12

June 23, 2011	Trade the rights to forward/center Jonathan Harrelson (45th overall pick in the 2011 NBA Draft) to the New York Knicks for financial considerations.
June 27, 2011	Forward David West declines player option for the 2011-12 season and becomes a free agent.; center Aaron Gray declines player option for the 2011-12 season and becomes a free agent.
June 30, 2011	Extend qualifying offer to guard Marco Belinelli for the 2011-12 season.
July 7, 2011	Reigning NBA G League champion Iowa Energy named new Hornets D-League affiliate.
August 2, 2011	Dave Hanners named assistant coach, Randy Ayers promoted to lead assistant.
December 9, 2011	Hornets sign nine free agents (Brian Butch, Justin Dentmon, Jerome Dyson, Moses Ehambe, Carldell Johnson, Trey Johnson, DaJuan Summers, Trey Johnson and Terrico White) to training camp roster.
December 13, 2011	Guard Marco Belinelli signs qualifying offer.
December 13, 2011	Waive forward Patrick Ewing Jr.
December 14, 2011	Acquire forward Al-Farouq Aminu, guard Eric Gordon, center Chris Kaman and the more favorable of the 2012 first round picks between the Los Angeles Clippers and MinnesotaTimberwolves from the Clippers in exchange for guard Chris Paul and two 2015 2nd round picks.
December 17, 2011	Re-sign free agent forward Carl Landry and forward/center Jason Smith...waive guards Justin Dentmon, Terrico White and Moses Ehambe.
December 19, 2011	Waive forward David Andersen.
December 23, 2011	Sign forward/center Gustavo Ayon...waive center Brian Butch.
December 24, 2011	Acquire guard Greivis Vasquez from the Memphis Grizzlies for forward Quincy Pondexter; Waive guard Jerome Dyson.
December 31, 2011	Waive forward Lance Thomas.
January 4, 2012	Acquire guard Xavier Henry from the Memphis Grizzlies as part of a three-team trade in exchange for a 2013 2nd round pick.
January 27, 2012	Waive guard Trey Johnson.
February 6, 2012	Sign forward Lance Thomas to a 10-day contract.
February 7, 2012	Waive guard Carldell 'Squeaky' Johnson and forward DaJuan Summers.
February 8, 2012	Sign guard Donald Sloan to a 10-day contract.
February 15, 2012	Sign forward Solomon Jones to a 10-day contract.
February 16, 2012	Sign forward Lance Thomas to a second 10-day contract.
February 20, 2012	Sign guard Donald Sloan to a second 10-day contract.
February 27, 2012	Sign forward Lance Thomas for the remainder of the season; sign center Solomon Jones to a second 10-day contract.
March 9, 2012	Sign center Jeff Foote to a 10-day contract.
March 18, 2012	Assign guard Xavier Henry to the Iowa Energy of the NBA G League.
March 19, 2012	Recall guard Xavier Henry from the Iowa Energy of the NBA G League.
March 20, 2012	Claim center Chris Johnson off waivers.
April 10, 2012	Sign guard Jerome Dyson to a 10-day contract.
April 18, 2012	Sign center Darryl Watkins for the remainder of the season; waive center Chris Johnson.
April 20, 2012	Sign guard Jerome Dyson for the remainder of the season.

2012-13

June 15, 2012	Tom Benson's purchase of the franchise is approved by the NBA's Board of Governors.
June 20, 2012	Acquire forward Rashard Lewis and the 46th pick in the 2012 NBA Draft from the Washington Wizards in exchange for center Emeka Okafor and forward Trevor Ariza.
June 28, 2012	Extend qualifying offer to guard Eric Gordon, making him a restricted free agent.
June 28, 2012	Draft forward Anthony Davis (Kentucky) with the first overall pick, guard Austin Rivers (Duke) with the 10th pick and forward Darius Miller (Kentucky) 46th overall in the 2012 NBA Draft.
June 30, 2012	Waive forward Rashard Lewis.
July 11, 2012	Acquire forward Ryan Anderson from the Orlando Magic in exchange for forward/center Gustavo Ayon; acquire forward/center Edin Bavcic from the Philadephia 76ers in a three-way deal that sent guard Jarrett Jack to the Golden State Warriors and center Darryl Watkins to the 76ers, while forward Dorell Wright went from Golden State to Philadelphia.
July 13, 2012	Acquire center Brad Miller, the Brooklyn Nets' 2013 second round pick and the Minnesota Timberwolves' 2016 second round pick from Minnesota in exchange for the New Orleans' protected second round pick in 2017.
July 14, 2012	Match the Phoenix Suns' offer to restricted free agent guard Eric Gordon.
July 24, 2012	Sign 2012 draft picks forward Anthony Davis and guard Austin Rivers.
July 27, 2012	Acquire center Robin Lopez, forward Hakim Warrick and cash considerations from the Phoenix Suns in exchange for guard Jerome Dyson and center Brad Miller, with two second round picks (acquired in the July 13 trade) going to Minnesota as part of the three-team deal that sent forward Wesley Johnson and a first round pick from Minnesota to Phoenix.
August 4, 2012	Sign guard Roger Mason, Jr.

August 16, 2012	Sign guard Brian Roberts.
August 19, 2012	Sign Head Coach Monty Williams to a contract extension.
September 6, 2012	Sign second round pick Darius Miller.
October 1, 2012	Sign free agents Solomon Alabi, Dominique Morrison and Chris Wright for training camp roster.
October 8, 2012	Waive training camp invitee Domonique Morrison.
October 24, 2012	Waive training camp invitees Solomon Alabi and Chris Wright.
November 13, 2012	Acquire guard Matt Carroll from the Charlotte Bobcats in exchange for forward Hakim Warrick.
November 20, 2012	Waive guard Matt Carroll.
December 16, 2012	Sign forward Dominic McGuire
January 4, 2013	Waive forward Dominic McGuire
January 7, 2013	Sign guard Donald Sloan to 10-day contract.
March 3, 2013	Sign foward/center Henry Sims to 10-day contract.
March 8, 2013	Sign guard Terrel Harris to 10-day contract.
March 12, 2013	Sign center Lou Amundson for the remainder of the season.
March 18, 2013	Sign guard Terrel Harris to second 10-day contact.
March 28, 2013	Sign guard Terrel Harris for the remainder of the season.

2013-14

June 27, 2013	Draft center Nerlens Noel (Kentucky) with the sixth overall pick in the 2014 NBA Draft.
July 10, 2013	Waive forward Lance Thomas; Renounce rights to Louis Amundson, Xavier Henry and Roger Mason, Jr.; Sign free agents Al-Farouq Aminu and Greg Stiemsma; Acqurie Tyreke Evans (from Sacramento) and drafts rights to Jeff Withey (from Portland) in a three team trade that sent Robin Lopez and Terrel Harris (from New Orleans) to Portland, and Grevis Vasquez (from New Orleans), a 2016 second round pick, a future second round pick and cash considerations (from Portland) to Sacramento.
July 12, 2013	Acquired Jrue Holiday and the draft rights to Pierre Jackson from Philadelphia in exchange for the draft rights to Nerlens Noel and a 2014 first round pick.
July 18, 2013	Sign free agent Anthony Morrow.
July 30, 2013	Sign center Jeff Withey to a contract.
August 22, 2013	Sign forwards Lance Thomas and Arinze Onuaku to contracts.
November 12, 2013	Sign forwards Josh Childress and Lou Amundson, waive forwards Lance Thomas and Arinze Onuaku.
December 11, 2013	Waive forward Josh Childress.
December 20, 2013	Sign center Alexis Ajinca.
December 31, 2013	Waive Lou Amundson.
January 21, 2014	Acquire guard Tyshawn Taylor from the Brooklyn Nets in exchange for the draft rights to Edin Bavcic.
January 23, 2014	Waive Tyshawn Taylor.
February 4, 2014	Sign forward Luke Babbitt.
April 11, 2014	Sign forward James Southerland.
April 14, 2014	Sign forward Melvin Ely, Waive center Greg Stiemsma.

2014-15

June 28, 2014	Acquire the draft rights to guard Russ Smith from the Philadelphia 76ers in exchange for the rights to guard Pierre Jackson.
July 11, 2014	Acquire forward Alonzo Gee from Cleveland in exchange for future draft considerations.
July 13, 2014	Acquire guard Scotty Hopson from Charlotte in exchange for cash considerations.
July 15, 2014	Acquire center Omer Asik, forward Omri Casspi and cash considerations from Houston in a three-team trade that sent forward Alonzo Gee, guard Scotty Hopson and a 2015 protected first-round draft pick to Houston and center Melvin Ely to the Washington Wizards, while forward Trevor Ariza went from Washington to Houston.
July 22, 2014	Sign free agent guard Jimmer Fredette.
July 23, 2014	Waive forward Omri Casspi.
July 24, 2014	Sign forward Patric Young.
July 26, 2014	Re-sign free agent forward Darius Miller.
August 26, 2014	Sign free agent forward John Salmons.
September 26, 2014	Sign guard Dionte Christmas, forward Kevin Jones, and center Vernon Macklin.
October 1, 2014	Sign guard D.J. Stephens.
October 9, 2014	Waive center Vernon Macklin.
October 17, 2014	Waive guard Dionte Christmas.
October 24, 2014	Waive forward Kevin Jones and guard D.J. Stephens.
October 24, 2014	Exercise fourth year option on forward Anthony Davis.
November 30, 2014	Waive forward Darius Miller and forward Patric Young.
December 4, 2014	Sign forward Dante Cunningham.
December 5, 2014	Sign guard Gal Mekel.

December 19, 2014	Waive guard Gal Mekel.
January 12, 2015	Acquire guard/forward Quincy Pondexter from Memphis in a three-team trade that sent guard Austin Rivers to Boston and guard Russ Smith to Memphis.
January 14, 2015	Sign guard Nate Wolters to a 10-day contract.
January 24, 2015	Sign guard Nate Wolters to a second 10-day contract.
February 4, 2015	Sign guard Toney Douglas to a 10-day contract.
February 18, 2015	Sign guard Toney Douglas to second 10-day contract.
February 19, 2015	Waive guard Toney Douglas; Acquire guard Norris Cole, center Justin Hamilton, and forward Shawne Williams from Miami as part of a three team trade that sent forward John Salmons to Phoenix; Acquire guard Ish Smith, rights to forward Latavius Williams, cash and draft considerations from Oklahoma City in exchange for draft considerations. Waive guard Ish Smith.
February 22, 2015	Waive forward Shawne Williams.
March 3, 2015	Waive center Justin Hamilton.
March 4, 2015	Sign guard Elliot Williams to a 10-day contract.
March 14, 2015	Sign guard Elliot Williams to a second 10-day contract.
March 24, 2015	Re-sign guard Toney Douglas.
May 12, 2015	Monty Williams relieved of his duties as Head Coach.
May 30, 2015	Alvin Gentry named Head Coach.

2015-16

June 25, 2015	Draft forward Branden Dawson (Michigan State) with 56th overall pick, trade the rights of Branden Dawson to the Los Angeles Clippers for Cash Considerations.
July 9, 2015	Sign forward Anthony Davis to contract extension, re-sign forward Dante Cunningham and centers Alexis Ajinca and Omer Asik to contracts.
July 16, 2015	Sign guard Alonzo Gee.
July 20, 2015	Re-sign forward Luke Babbitt.
July 28, 2015	Sign center Kendrick Perkins.
July 31, 2015	Waive guard Toney Douglas.
August 20, 2015	Sign guard Bryce Dejean-Jones.
September 10, 2015	Sign guard Sean Kilpatrick.
September 17, 2015	Re-sign guard Norris Cole. September 23, 2015 Sign forward Jeff Adrien, guard/forward Chris Douglas-Roberts and guard Corey Webster.
October 11, 2015	Sign center Jerome Jordan
October 14, 2015	Sign center Mirza Begić
October 15, 2015	Waive guard Corey Webster, sign guard Bo McCalebb
October 16, 2015	Waive centers Mirza Begić and Jerome Jordan, sign guard Nate Robinson
October 23, 2015	Waive guards Sean Kilpatrick and Chris Douglas-Roberts
October 24, 2015	Waive forward Jeff Adrien and guards Bryce Dejean-Jones and Bo McCalebb
October 26, 2015	Sign guard Ish Smith
October 29, 2015	Waive guard Nate Robinson
October 30, 2015	Sign guard Toney Douglas
November 10, 2015	Sign guard Jimmer Fredette
November 19, 2015	Waive guard Jimmer Fredette
December 24, 2015	Trade Ish Smith to Philadelphia in exchange for two second-round draft picks.
January 21, 2016	Sign guard Bryce Dejean-Jones to 10-day contract
February 1, 2016	Sign guard Bryce Dejean-Jones to second 10-day contract
February 18, 2016	Acquire forward Jarnell Stokes and cash considerations from Miami in exchange for future second round draft pick
February 19, 2016	Re-sign guard Bryce Dejean-Jones, waive forward Jarnell Stokes
March 9, 2016	Sign guard Orlando Johnson to 10-day contract
March 16, 2016	Sign guard Tim Frazier to 10-day contract
March 25, 2016	Sign forward Jordan Hamilton to 10-day contract
March 26, 2016	Sign guard Tim Frazier for remainder of the 2015-16 season
March 30, 2016	Sign forward James Ennis to 10-day contract
April 4, 2016	Sign forward Jordan Hamilton for remainder of the 2015-16 season
April 9, 2016	Sign forward James Ennis for remainder of the 2015-16 season
June 8, 2016	Name Danny Ferry Basketball Operations Special Advisor

2016-17

June 23, 2016	Draft guard Buddy Hield (Oklahoma) with the sixth overall pick in the 2016 NBA Draft...Acquire the draft rights to Cheick Diallo (Kansas) from the Los Angeles Clippers in exchange for the draft rights to David Michineau (France) and Diamond Stone (Maryland)

TEAM HISTORY

July 10, 2016	Trade forward Luke Babbitt to Miami in exchange for a second-round draft pick and cash considerations
July 12, 2016	Waive guard Toney Douglas
July 21, 2016	Sign forward Solomon Hill and guards Langston Galloway and E'Twaun Moore.
July 22, 2016	Sign 2016 Draft Picks Buddy Hield and Cheick Diallo, sign forward Terrence Jones, re-sign guard/forward Alonzo Gee and guard Tim Frazier
August 12, 2016	Sign guard Shawn Dawson
September 14, 2016	Sign guard Lance Stephenson
September 22, 2016	Sign forward Chris Copeland and center Robert Sacre
September 24, 2016	Sign guard Quinn Cook
October 3, 2016	Waive forward Chris Copeland
October 17, 2016	Sign guard/forward Quincy Ford
October 21, 2016	Waive guard Shawn Dawson and center Robert Sacre
October 22, 2016	Waive guard Quinn Cook and guard/forward Quincy Ford
October 24, 2016	Waive guard Alonzo Gee
November 7, 2016	Waive guard Lance Stephenson, sign guard Archie Goodwin
November 10, 2016	Assign forward Cheick Diallo to Austin Spurs (NBA G League)
November 20, 2016	Waive guard Archie Goodwin
November 21, 2016	Sign guard/forward Anthony Brown
September 24, 2016	Sign guard Quinn Cook
October 3, 2016	Waive forward Chris Copeland
October 17, 2016	Sign guard/forward Quincy Ford
October 21, 2016	Waive guard Shawn Dawson and center Robert Sacre
October 22, 2016	Waive guard Quinn Cook and guard/forward Quincy Ford
October 24, 2016	Waive guard Alonzo Gee
November 7, 2016	Waive guard Lance Stephenson, sign guard Archie Goodwin
November 10, 2016	Assign forward Cheick Diallo to Austin Spurs (NBA G League)
November 20, 2016	Waive guard Archie Goodwin
November 21, 2016	Sign guard/forward Anthony Brown
November 27, 2016	Recall forward Cheick Diallo from Austin Spurs (NBA G League)
December 2, 2016	Assign forward Cheick Diallo to Austin Spurs (NBA G League)
December 7, 2016	Recall forward Cheick Diallo from Austin Spurs (NBA G League)
December 9, 2016	Waive guard/forward Anthony Brown
December 10, 2016	Sign guard/forward Reggie Williams
January 1, 2017	Waive guard/forward Reggie Williams
January 3, 2017	Sign forward/center Donatas Motiejunas
January 10, 2017	Assign forward Cheick Diallo to Long Island Nets (NBA G League)
January 12, 2017	Recall forward Cheick Diallo from Long Island Nets (NBA G League)
January 30, 2017	Assign forward Cheick Diallo to Greensboro Swarm (NBA G League)
February 15, 2017	Recall forward Cheick Diallo from Greensboro Swarm (NBA G League)
February 20, 2017	Acquire forwards DeMarcus Cousins and Omri Casspi from Sacramento in exchange for guards Buddy Hield, Tyreke Evans, Langston Galloway and draft picks
February 23, 2017	Waive forward Terrence Jones
February 23, 2017	Sign guard/forward Hollis Thompson to 10-day contract
February 24, 2017	Sign guard Jarrett Jack to 10-day contract
February 25, 2017	Waive forward Omri Casspi
February 25, 2017	Sign guard Reggie Williams to 10-day contract
March 3, 2017	Assign forward Cheick Diallo to Greensboro Swarm (NBA G League)
March 5, 2017	Sign guard/forward Hollis Thompson to second 10-day contract
March 5, 2017	Recall forward Cheick Diallo from Greensboro Swarm (NBA G League)
March 6, 2017	Sign guard Jordan Crawford to 10-day contract
March 8, 2017	Sign guard Wayne Selden Jr. to 10-day contract
March 9, 2017	Assign forward Cheick Diallo to Greensboro Swarm (NBA G League)
March 16, 2017	Sign guard Jordan Crawford for remainder of 2016-17 season
March 17, 2017	Recall forward Cheick Diallo from Greensboro Swarm (NBA G League)
March 19, 2017	Sign guard Quinn Cook to 10-day contract
March 21, 2017	Assign forward Cheick Diallo to Greensboro Swarm (NBA G League)
March 26, 2017	Recall forward Cheick Diallo from Greensboro Swarm (NBA G League)
March 29, 2017	Sign guard Quinn Cook to second 10-day contract
April 8, 2017	Sign guard Quinn Cook for remainder of 2016-17 season
April 8, 2017	Sign guard/forward Axel Toupane for remainder of 2016-17 season

TEAM HISTORY

2017-18

June 6, 2017	Chris Finch named Assistant Coach
June 21, 2017	Acquire the 52nd overall pick in the 2017 NBA draft from Washington in exchange for guard Tim Frazier
June 22, 2017	Acquire the draft rights to Frank Jackson (Duke) from Charlotte in exchange for the draft rights to Dwayne Bacon (Florida State) and cash considerations... Acquire cash considerations from Indiana in exchange for the draft rights to Edmond Sumner (Xavier)
July 6, 2017	Re-sign guard Jrue Holiday to multi-year contract.
July 11, 2017	Sign 2017 draft pick Frank Jackson
July 20, 2017	Sign free agent guard Rajon Rondo
July 25, 2017	Waive guard Quinn Cook and guard/forward Axel Toupane
July 27, 2017	Sign free agent forward Darius Miller
August 2, 2017	Sign free agent guard Charles Cooke and free agent forward Jalen Jones to two-way contracts
August 3, 2017	Sign free agent guard Ian Clark
September 1, 2017	Acquire the rights to forward/center Ater Majok from Chicago in exchange for guard/forward Quincy Pondexter, a future second draft pick and cash considerations
September 15, 2017	Sign free agent guard/forward Tony Allen
September 25, 2017	Re-sign forward Dante Cunningham, sign forwards Cliff Alexander, Perry Jones and Martell Webster
October 14, 2017	Waive forwards Cliff Alexander and Perry Jones
October 22, 2017	Waive guard Jordan Crawford; sign free agent guard Jameer Nelson
October 28, 2017	Sign free agent forward Josh Smith
October 31, 2017	Transfer Jalen Jones and Charles Cooke to Greensboro Swarm (G League)
November 10, 2017	Waive forward Josh Smith
November 11, 2017	Recall Jalen Jones and Charles Cooke from Greensboro Swarm (G League)
November 20, 2017	Transfer Jalen Jones and Charles Cooke to Greensboro Swarm (G League)
November 27, 2017	Recall Jalen Jones and Charles Cooke from Greensboro Swarm (G League)
November 28, 2017	Transfer Jalen Jones and Charles Cooke to Greensboro Swarm (G League)
December 11, 2017	Recall Jalen Jones and Charles Cooke from Greensboro Swarm (G League)
December 14, 2017	Transfer Jalen Jones and Charles Cooke to Greensboro Swarm (G League)
December 18, 2017	Recall Charles Cooke from Greensboro Swarm (G League)
December 19, 2017	Transfer Jalen Jones to Texas Legends (G League)
December 24, 2017	Transfer Charles Cooke to Greensboro Swarm (G League)
January 8, 2018	Waive forward Jalen Jones
January 10, 2018	Sign free agent guard DeAndre Liggins to 10-day contract
January 14, 2018	Sign free agent guard Mike James to two-way contract
January 19, 2018	Transfer Charles Cooke to Salt Lake City Stars (G League)
January 20, 2018	Sign guard DeAndre Liggins to second 10-day contract
January 30, 2018	Recall Charles Cooke from Salt Lake City Stars (G League)
February 1, 2018	Acquire forward Nikola Mirotić and a 2018 second-round draft pick from Chicago in exchange for center Omer Asik, guards Tony Allen and Jameer Nelson, a 2018 first-round draft pick and the right to trade 2021 second-round draft picks
February 3, 2018	Sign free agent forward/center Emeka Okafor to 10-day contract
February 5, 2018	Sign guard DeAndre Liggins to multi-year contract
February 5, 2018	Transfer Charles Cook to Salt Lake City Stars (G League)
February 8, 2018	Acquire guard Rashad Vaughn from Brooklyn in exchange for forward Dante Cunningham
February 10, 2018	Waive guards Mike James and Rashad Vaughn
February 12, 2018	Recall Charles Cooke from Salt Lake City Stars (G League)
February 14, 2018	Sign forward/center Emeka Okafor to second 10-day contract
February 21, 2018	Sign guard Walter Lemon, Jr. to 10-day contract
February 26, 2018	Sign forward/center Emeka Okafor
March 4, 2018	Sign guard Walter Lemon, Jr. to second 10-day contract
March 15, 2018	Sign guard Larry Drew II to 10-day contract
March 26, 2018	Sign guard Larry Drew to a second 10-day contract
April 5, 2018	Sign guard Jordan Crawford
June 7, 2018	Extend the contract of Head Coach Alvin Gentry through the 2020-21 season
June 21, 2018	Select guard Tony Carr (Penn State) with the 51st pick in the 2018 NBA Draft
July 9, 2018	Sign free agent guard Elfrid Payton and free agent forward Julius Randle, re-sign guard Ian Clark
July 17, 2018	Sign free agent guard Trevon Bluiett to two-way contract
July 24, 2018	Sign free agent forwards Garlon Green and Kenrich Williams
July 27, 2018	Sign free agent guard Troy Williams
August 9, 2018	Sign free agent center Jahlil Okafor
August 31, 2018	Waive guard DeAndre Liggins
September 4, 2018	Sign free agent guard Darius Morris

TEAM HISTORY

September 19, 2018	Waive center Emeka Okafor, sign free agent guard Jarrett Jack
September 29, 2018	Sign free agent center Brandon McCoy
October 12, 2018	Waive center Brandon McCoy and guard Darius Morris
October 13, 2018	Waive forward Garlon Green and guard Jarrett Jack
October 15, 2018	Acquire forward Wesley Johnson from the LA Clippers in exchange for center Alexis Ajinca
October 17, 2018	Claim guard Tim Frazier off Waivers, waive forward Troy Williams
October 22, 2018	Transfer Trevon Bluiett to Westchester Knicks (G League)
November 22, 2018	Assign Kenrich Williams to Westchester Knicks (G League)
November 26, 2018	Recall Kenrich Williams from Westchester Knicks (G League)
December 1, 2018	Assign Kenrich Williams to Westchester Knicks (G League)
December 4, 2018	Assign Frank Jackson to Texas Legends (G League)
December 5, 2018	Sign guard Andrew Harrison to two-way contract
December 6, 2018	Recall Kenrich Williams from Westchester Knicks (G League)
December 11, 2018	Recall Frank Jackson from Texas Legends (G League)
December 14, 2018	Assign Frank Jackson and Kenrich Williams to Texas Legends (G League)
December 15, 2018	Recall Frank Jackson from Texas Legends (G League)
December 16, 2018	Recall Kenrich Williams from Texas Legends (G League)
December 28, 2018	Transfer Trevon Bluiett from Westchester Knicks (G League)
January 2, 2019	Transfer Trevon Bluiett to Salt Lake City Stars (G League)
January 8, 2019	Waive guard Andrew Harrison
February 3, 2019	Transfer Trevon Bluiett from Salt Lake City Stars (G League)
February 7, 2019	Acquire forward Markieff Morris and 2023 second round draft pick from Washington in exchange for forward Wesley Johnson; Acquire forward Stanley Johnson, center Jason Smith and four second-round draft picks from Milwaukee in exchange for forward Nikola Mirotic
February 8, 2019	Waive forward Markieff Morris
February 15, 2019	Relieve Dell Demps of duties as General Manager, name Danny Ferry Interim General Manager
February 28, 2019	Waive guard Tim Frazier
March 2, 2019	Sign guard Dairis Bertans
March 20, 2019	Claim forward Christian Wood off waivers; waive center Jason Smith
April 17, 2019	Name David Griffin Executive Vice President of Basketball Operations
May 8, 2019	Name Aaron Nelson Vice President of Player Care & Performance
May 19, 2019	Name Trajan Langdon General Manager
June 10, 2019	Name Swin Cash Vice President of Basketball Operations & Team Development
June 17, 2019	Sign Head Coach Alvin Gentry to contract extension
June 20, 2019	Sign Center Jahlil Okafor to contract extension; Draft Zion Williamson (Duke) with first overall pick, Alen Smailagic (Santa Cruz - G League) with 39th overall pick and Jordan Bone (Tennessee) with the 57th overall pick in the 2019 NBA Draft; Trade rights to Alen Smailagic to Golden State in exchange for a 2021 and 2023 second round draft pick

2019-20

July 1, 2019	Sign Zion Williamson
July 6, 2019	Acquire guards Lonzo Ball and Josh Hart, forward Brandon Ingram and draft rights to De'Andre Hunter from the Los Angeles Lakers in exchange for forward/center Anthony Davis as part of three-team trade with Washington
July 7, 2019	Acquire draft rights to Nickeil Alexander-Walker, Jaxson Hayes and Marcos Louzada Silva from Atlanta in exchange for the draft rights to De'Andre Hunter, Jordan Bone, forward Solomon Hill and a future second-round draft pick; Acquire center Derrick Favors from Utah in exchange for a 2021 and 2023 second-round draft pick (via Golden State); Sign Nickeil Alexander-Walker and Jaxson Hayes
July 15, 2019	Sign free agent guard JJ Redick
July 21, 2019	Re-sign forward Darius Miller
July 24, 2019	Sign free agents Zylan Cheatham and Josh Gray to two-way contracts
July 25, 2019	Sign free agent forward Nicolo Melli
September 13, 2019	Promote Chris Finch to Associate Head Coach - Offense...Name Jeff Bzdelik Associate Head Coach - Defense... Name Jamelle McMillan Assistant Coach...Promote Joe Boylan to Assistant Coach/Director of PlayerDevelopment... Name Michael Ruffin Assistant Coach/Player Development
September 24, 2019	Sign free agents Jalen Adams, Javon Bess and Kavell Bigby-Williams
September 26, 2019	Name AJ Diggs and Teresa Weatherspoon as Two-Way Player Development Coaches
October 19, 2019	Waive guards Jalen Adams and Javon Bess and center Kavell Bigby-Williams
October 25, 2019	Exercise fourth-year options on guards Lonzo Ball and Josh Hart
July 6, 2020	Sign free agent guard Sindarius Thornwell as a replacement player
August 15, 2020	Relieve Alvin Gentry of Head Coaching duties
October 22, 2020	Name Stan Van Gundy Head Coach
November 16, 2020	Name Bob Beyer, Casey Hill and Rex Walters assistant coaches...Promote Teresa Weatherspoon to assistant coach...

	Name Corey Brewer and Beno Udrih as player development coaches

2020-21

November 18, 2020	Select Kira Lewis Jr. (Alabama) with 13th overall pick, Elijah Hughes (Syracuse) with 39th overall pick, Nick Richards (Kentucky) with 42nd overall pick and Sam Merrill (Utah State) with 60th overall pick in 2020 NBA Draft...Trade draft rights to Elijah Hughes to Utah in exchange for a 2022 second round draft pick...Trade draft rights to Nick Richards to Charlotte in exchange for a 2024 second round draft pick.
November 24, 2020	Acquire center Steven Adams (via Oklahoma City) and guard Eric Bledsoe (via Milwaukee), as well as two future first round draft picks and the rights to swap two additional first round picks from Milwaukee in exchange for guard Jrue Holiday (to Milwaukee), guard Josh Gray and forwards Zylan Cheatham, Darius Miller and Kenrich Williams (to Oklahoma City), as well as two future second-round draft picks (2023 via Washington, 2024 via Charlotte) as part of a four-team trade with Denver, Milwaukee and Oklahoma City...Sign center Steven Adams to contract extension.
November 30, 2020	Re-sign forward Brandon Ingram...Sign Guard Kira Lewis Jr...Sign free agent forward Wenyen Gabriel...Sign free agent center Willy Hernangomez
December 1, 2020	Re-sign guard Sindarius Thornwell
December 2, 2020	Sign free agent center Will Magnay to two-way contract...Sign free agent center Ike Anigbogu...Sign free agent guard Tony Carr...Sign free agent forward Jarrod Uthoff
December 8, 2020	Sign free agent forward Naji Marshall to two-way contract
December 19, 2020	Waive guards Rawle Alkins and Tony Carr, forward Jarrod Uthoff and center Ike Anigbogu
February 23, 2021	Waive guard Sindarius Thornwell
February 24, 2021	Sign guard Sindarius Thornwell to 10-day contract
March 3, 2021	Assign forward Wenyen Gabriel to Erie BayHawks of NBA G League
March 10, 2021	Recall forward Wenyen Gabriel from Erie BayHawks of NBA G League...Sign guard Sindarius Thornwell to second 10-day contract
March 26, 2021	Acquire forward James Johnson, guard/forward Wes Iwundu and a 2021 second-round draft pick from Dallas in exchange for guard JJ Redick and forward Nicolò Melli
April 3, 2021	Sign free agent guard Isaiah Thomas to 10-day contract
April 12, 2021	Sign free agent James Nunnally to two-way contract...Waive Will Magnay
April 27, 2021	Sign guard Didi Louzada
May 7, 2021	Sign forward Naji Marshall to multi-year contract

2021-22

June 16, 2021	Mutually agree to part ways with Stan Van Gundy
July 22, 2021	Name Willie Green Head Coach
July 29, 2021	Selected Ziaire Williams (Stanford) with 10th overall pick, Herb Jones (Alabama) with 35th overall pick, Jared Butler (Baylor) with 40th overall pick, and Greg Brown III (Texas) with 43rd overall pick of the 2021 NBA Draft...Trade draft rights to Greg Brown to Portland in exchange for a 2026 second round draft pick and cash considerations
August 4, 2021	Name Jarron Collins as assistant coach and Mike D'Antoni as coaching advisor
August 7, 2021	Acquire center Jonas Valančiūnas and the draft rights to 2021 first round pick Trey Murphy III (17th overall) and 2021 second round pick Brandon Boston (51st overall) from Memphis and guard Devonte' Graham from Charlotte in exchange for center Steven Adams, guard Eric Bledsoe, the draft rights to 2021 first round pick Ziaire Williams (10th overall) and 2021 second round pick Jared Butler (40th overall), and a protected 2022 first round pick to Memphis and forward Wes Iwundu, a future protected first round draft pick, and cash considerations to Charlotte...Trade the draft rights to Brandon Boston to the Los Angeles Clippers in exchange for a protected 2022 second-round draft pick (via Sacramento) and cash considerations
August 8, 2021	Acquired guard Tomáš Satoranský, guard Garrett Temple, a 2024 second round pick, and cash considerations from Chicago in exchange for guard Lonzo Ball
August 10, 2021	Sign forward Trey Murphy III
August 16, 2021	Re-signed center Willy Hernangómez and guard Didi Louzada...Sign forward Herb Jones
August 19, 2021	Re-signed guard Josh Hart...Signed guard Jose Alvarado and forward Daulton Hommes to two-way contracts
October 9, 2021	Waived forward Zylan Cheatham and guard Jared Harper...Signed center James Banks and guard Malcolm Hill
October 12, 2021	Waived center James Banks, guard Malcolm Hill and forward Wenyen Gabriel
October 13, 2021	Signed guard John Petty Jr.... Exercised fourth-year options on guard Nickeil Alexander-Walker, center Jaxson Hayes, and forward Zion Williamson, and a third-year option on guard Kira Lewis Jr.
October 15, 2021	Waived John Petty Jr.
October 20, 2021	Signed Jonas Valančiūnas to a multi-year contract extension.
November 10, 2021	Assigned guard Didi Louzada to the team's G League affiliate, the Birmingham Squadron...Transferred two-way player Jose Alvarado to Birmingham.
November 14, 2021	Recalled guard Didi Louzada from the team's G League affiliate, the Birmingham Squadron.
December 3, 2021	Signed free agent forward Gary Clark
December 6, 2021	Assigned center Jaxson Hayes and forward Trey Murphy III to the team's G League affiliate, the Birmingham

	Squadron...Transferred two-way player Jose Alvarado to Birmingham.
December 8, 2021	Recalled center Jaxson Hayes and forward Trey Murphy III from the team's G League affiliate, the Birmingham Squadron...Transferred two-way player Jose Alvarado from Birmingham.
December 13, 2021	Assigned center Jaxson Hayes and forward Trey Murphy III to the team's G League affiliate, the Birmingham Squadron...Transferred two-way player Jose Alvarado to Birmingham.
December 14, 2021	Recalled center Jaxson Hayes and forward Trey Murphy III from the team's G League affiliate, the Birmingham Squadron.
December 21, 2021	Signed guard Jared Harper from the team's G League affiliate, the Birmingham Squadron, to a two-way contract... Waived two-way player Daulton Hommes.
December 26, 2021	Signed forwards Anthony Tolliver and Justin James to 10-day contracts via the COVID hardship exception.
December 28, 2021	Signed forward Feron Hunt to a 10-day contract via the COVID hardship exception...Voided the contract of Anthony Tolliver.
January 7, 2022	Waived forward Gary Clark.
January 9, 2022	Waived two-way player Jared Harper...Signed forward Gary Clark to a two-way contract.
January 13, 2022	Assigned guard Didi Louzada to the team's G League affiliate, the Birmingham Squadron.
January 22, 2022	Assigned forward Naji Marshall and forward Trey Murphy III to the team's G League affiliate, the Birmingham Squadron.
January 24, 2022	Recalled Didi Louzada, Naji Marshall, and Trey Murphy III from the team's G League affiliate, the Birmingham Squadron.
January 28, 2022	Signed forward Wenyen Gabriel to a 10-day contract via the COVID hardship exception.
February 4, 2022	Signed forward Zylan Cheatham and guard Miye Oni to 10-day contracts via the COVID hardship exception.
February 8, 2022	Acquired CJ McCollum, Larry Nance Jr., and Tony Snell in a trade with the Portland Trail Blazers. In exchange, New Orleans conveyed Nickeil Alexander-Walker, Josh Hart, Didi Louzada, Tomáš Satoranský, a protected 2022 first round draft pick, and two future second round draft picks.
February 28, 2022	Assigned forward Trey Murphy III to the team's G League affiliate, the Birmingham Squadron.
March 2, 2022	Signed forward Alize Johnson to a 10-day contract...Recalled forward Trey Murphy III from the team's G League affiliate, the Birmingham Squadron.
March 6, 2022	Assigned forward Trey Murphy III to the team's G League affiliate, the Birmingham Squadron.
March 9, 2022	Recalled forward Trey Murphy III from the team's G League affiliate, the Birmingham Squadron.
March 11, 2022	Signed guard Tyrone Wallace to a 10-day contract...Released forward Alize Johnson.
March 12, 2022	Signed forward Alize Johnson 10-day contract via the COVID hardship exception.
March 21, 2022	Signed guard Tyrone Wallace to a second 10-day contract.
March 28, 2022	Signed guard Jose Alvarado to a multi-year contract.
March 29, 2022	Signed guard Jared Harper from the team's G League affiliate, the Birmingham Squadron, to a two-way contract.

2022-23

July 6, 2022	Signed forward Zion Williamson to a multi-year contract extension.
July 9, 2022	Signed rookie guard Dyson Daniels.
September 9, 2022	Signed guard Dereon Seabron to a two-way contract...Signed guard John Petty Jr. and guard/forward Daeqwon Plowden.
September 13, 2022	Signed free agent Izaiah Brockington to a two-way contract.
September 24, 2022	Signed forwards John Butler and Zylan Cheatham...Waived Izaiah Brockington.
September 26, 2022	Signed guard CJ McCollum to a multi-year contract extension.
September 28, 2022	Signed forward Larry Nance Jr. to a multi-year contract extension...Converted the contract of forward John Butler to a two-way contract.
October 11, 2022	Signed forward Kelan Martin and guard Javonte Smart...Waived two-way forward John Butler and guard John Petty Jr.
October 15, 2022	Waived Zylan Cheatham, Kelan Martin, Daeqwon Plowden and Javonte Smart.
October 16, 2022	Signed forward E.J. Liddell to a two-way contract.
February 9, 2023	Acquired guard Josh Richardson from San Antonio in exchange for guard Devonte' Graham and future second round picks.
April 6, 2023	Waived guard Dereon Seabron.
April 9, 2023	Signed guard Dereon Seabron to a two-way contract.

2023-24

July 3, 2022	Signed rookie guard Jordan Hawkins.
July 5, 2022	Waived guard Garrett Temple.
July 6, 2022	Re-signed guard/forward Herb Jones to a multi-year contract. Signed forward E.J. Liddell to a multi-year contract. Signed free agent center Cody Zeller.
September 30, 2023	Signed forward Kaiser Gates to a two-way contract...Signed guard Malcolm Hill, center Trey Jemison, guard/forward

	Tevian Jones, guard/forward Landers Nolley II and center Liam Robbins to exhibit-10 contracts.
October 12, 2023	Signed guard Jalen Crutcher to an exhibit-10 contract...Waived center Liam Robbins.
October 22, 2023	Waived guard Izaiah Brockington, guard Jalen Crutcher, guard Malcolm Hill, center Trey Jemison, guard/forward Tevian Jones...Awarded the two-way contract of forward Matt Ryan off waivers.
November 3, 2023	Waived forward Kaiser Gates...Signed forward/center Jeremiah Robinson-Earl to a two-way contract.
November 9, 2023	Assigned forward E.J. Liddell to the team's G League affiliate, the Birmingham Squadron.
November 22, 2023	Recalled forward E.J. Liddell from the team's G League affiliate, the Birmingham Squadron.
December 14, 2023	Assigned guard Kira Lewis Jr. to the team's G League affiliate, the Birmingham Squadron.
December 22, 2023	Recalled guard Kira Lewis Jr. from the team's G League affiliate, the Birmingham Squadron.
December 26, 2023	Assigned forward E.J. Liddell to the team's G League affiliate, the Birmingham Squadron.
December 28, 2023	Assigned guard Jordan Hawkins to the team's G League affiliate, the Birmingham Squadron.
December 31, 2023	Recalled guard Jordan Hawkins from the team's G League affiliate, the Birmingham Squadron.
January 4, 2024	Recalled forward E.J. Liddell from the team's G League affiliate, the Birmingham Squadron.
January 5, 2024	Assigned guard Kira Lewis Jr. to the team's G League affiliate, the Birmingham Squadron.
January 13, 2024	Recalled guard Kira Lewis Jr. from the team's G League affiliate, the Birmingham Squadron.
January 15, 2024	Assigned guard Kira Lewis Jr. and forward E.J. Liddell to the team's G League affiliate, the Birmingham Squadron.
January 17, 2024	Traded guard Kira Lewis Jr. and a 2024 second-round pick to the Indiana Pacers in exchange for cash considerations.
January 27, 2024	Signed forward Malcolm Hill to a 10-day contract.
February 1, 2024	Assigned forward Malcolm Hill and forward E.J. Liddell to the team's G League affiliate, the Birmingham Squadron.
February 12, 2024	Recalled forward E.J. Liddell from the team's G League affiliate, the Birmingham Squadron.
February 17, 2024	Converted the contract of forward/center Jeremiah Robinson-Earl to a standard NBA contract.
February 21, 2024	Assigned forward E.J. Liddell to the team's G League affiliate, the Birmingham Squadron.
February 22. 2024	Signed forward Malcolm Hill to a two-way contract...Signed guard Jalen Crutcher to a 10-day contract.
February 24, 2024	Recalled guard Jalen Crutcher and forward E.J. Liddell from the team's G League affiliate, the Birmingham Squadron.
February 27, 2024	Assigned forward E.J. Liddell to the team's G League affiliate, the Birmingham Squadron.
February 29, 2024	Assigned guard Jalen Crutcher to the team's G League affiliate, the Birmingham Squadron.
March 3, 2024	Signed guard Izaiah Brockington to a 10-day contract...Assigned guard Izaiah Brockington to the team's G League affiliate, the Birmingham Squadron.
March 4, 2024	Recalled guard Izaiah Brockington from the team's G League affiliate, the Birmingham Squadron.
March 9, 2024	Assigned guard Izaiah Brockington to the team's G League affiliate, the Birmingham Squadron.
March 12, 2024	Assigned guard Jordan Hawkins to the team's G League affiliate, the Birmingham Squadron.
March 13, 2024	Recalled guard Jordan Hawkins from the team's G League affiliate, the Birmingham Squadron.
March 26, 2024	Transferred guard Dyson Daniels to the team's G League affiliate, the Birmingham Squadron.
March 28, 2024	Recalled guard Dyson Daniels from the team's G League affiliate, the Birmingham Squadron.
April 1, 2024	Recalled forward E.J. Liddell from the team's G League affiliate, the Birmingham Squadron.
April 13, 2024	Converted the contract of forward Matt Ryan to a standard NBA contract.

2024-25

June 25, 2024	Promoted Bryson Graham to General Manager.
June 26, 2024	Selected Yves Missi (Baylor) with 21st overall pick in the 2024 NBA Draft.
June 27, 2024	Acquired the draft rights to Antonio Reeves (47th overall pick in 2024 NBA Draft) from the Orlando Magic in exchange for future draft compensation.
July 6, 2024	Acquired Dejounte Murray in a trade with the Atlanta Hawks. In exchange, New Orleans conveyed Dyson Daniels, E.J. Liddell, Larry Nance Jr., Cody Zeller and two future first round draft picks.
July 8, 2024	Signed rookie center Yves Missi.
July 9, 2024	Signed free agent center Daniel Theis.
July 14, 2024	Signed center Karlo Matković to a standard contract and forward Jamal Cain to a two-way contract.
July 23, 2024	Signed rookie guard Antonio Reeves.
July 26, 2024	Awarded the two-way contract of center Trey Jemison off waivers.
August 22, 2024	Signed free agent guard/forard Javonte Green to a contract.
August 24, 2024	Waived forward Matt Ryan.
August 27, 2024	Signed free agent forward Matt Ryan.
September 24, 2024	Signed Izaiah Brockington, Keon Brooks Jr. and Galen Robinson Jr.
September 25, 2024	Signed guard Jalen Crutcher...Waived Galen Robinson Jr.
September 30, 2024	Signed guard Jose Alvarado to a multi-year contract extension.
October 1, 2024	Signed guard Adonis Arms...Waived guard Izaiah Brockington.
October 4, 2024	Exercised the third-year option on guard Jordan Hawkins.
October 11, 2024	Waived guard Adonis Arms and forward Matt Ryan...Signed forward Josh Oduro and guard Elfrid Payton.
October 14, 2024	Waived guard Jalen Crutcher...Signed guard Trhae Mitchell.
October 16, 2024	Waived Keion Brooks Jr., Trhae Mitchell, Josh Oduro and Elfrid Payton.

TEAM HISTORY

October 21, 2024	Waived guard Malcolm Hill...Signed forward Trey Murphy III to a multi-year contract extension...Awarded the contract of Brandon Boston off waivers, which has been subsequently converted to a two-way contract.
October 28, 2024	Assigned Karlo Matković and Antonio Reeves to the Birmingham Squadron, the team's G League affiliate.
October 31, 2024	Recalled Karlo Matković and Antonio Reeves from the Birmingham Squadron, the team's G League affiliate.
November 3, 2024	Signed free agent guard Jaylen Nowell.
November 5, 2024	Assigned Karlo Matković to the Birmingham Squadron, the team's G League affiliate.
November 18, 2024	Recalled Karlo Matković from the Birmingham Squadron, the team's G League affiliate.
November 20, 2024	Signed free agent guard Elfrid Payton...Waived guard Jalyen Nowell.
November 21, 2024	Assigned Karlo Matković to the Birmingham Squadron, the team's G League affiliate.
November 30, 2024	Recalled Karlo Matković from the Birmingham Squadron, the team's G League affiliate.
December 3, 2024	Assigned Karlo Matković and Antonio Reeves to the Birmingham Squadron, the team's G League affiliate...Waived guard Elfrid Payton.
December 5, 2024	Recalled Karlo Matković from the Birmingham Squadron, the team's G League affiliate.
December 8, 2024	Recalled Antonio Reeves from the Birmingham Squadron, the team's G League affiliate.
January 9, 2025	Assigned Antonio Reeves to the Birmingham Squadron, the team's G League affiliate...Signed Keion Brooks Jr. to a two-way contract...Waived Trey Jemison III.
January 13, 2025	Recalled Antonio Reeves from the Birmingham Squadron, the team's G League affiliate.
January 15, 2025	Assigned Antonio Reeves to the Birmingham Squadron, the team's G League affiliate.
January 25, 2025	Recalled Antonio Reeves from the Birmingham Squadron, the team's G League affiliate.
January 28, 2025	Assigned Karlo Matković and Antonio Reeves to the Birmingham Squadron, the team's G League affiliate.
January 30, 2025	Recalled Karlo Matković from the Birmingham Squadron, the team's G League affiliate.
February 1, 2025	Recalled Antonio Reeves from the Birmingham Squadron, the team's G League affiliate.
February 5, 2025	Traded Daniel Theis and a 2031 second round pick to Oklahoma City in exchange for cash considerations.
February 6, 2025	Acquired Bruce Brown Jr., Kelly Olynyk, a 2026 first round pick and a 2031 second round pick from the Toronto Raptors in exchange for Brandon Ingram.
February 20, 2025	Waived guard/forward Javonte Green.
February 26, 2025	Signed guard Brandon Boston to a standard NBA contract...Signed guard Jalen Crutcher to a two-way contract.
March 2, 2025	Signed guard Lester Quiñones to a two-way contract...Waived guard Jalen Crutcher.
March 3, 2025	Assigned Antonio Reeves to the Birmingham Squadron, the team's G League affiliate.
March 9, 2025	Recalled Antonio Reeves from the Birmingham Squadron, the team's G League affiliate.
March 10, 2025	Signed center Mo Bamba to a 10-Day contract.
March 21, 2025	Signed guard Elfrid Payton to a 10-Day contract.
April 2, 2025	Signed guard Elfrid Payton to a 10-Day contract.
April 3, 2025	Signed center Kylor Kelley to a 10-day contract.
April 11, 2025	Signed guard Elfrid Payton to a standard NBA contract.
April 13, 2025	Signed center Kylor Kelley via the NBA hardship exception.
June 17, 2025	Acquired the 23rd overall pick in the 2025 NBA Draft and the draft rights to Mojave King from Indiana in exchange for a 2026 first round pick (originally acquired by New Orleans via Toronto).
June 25, 2025	Selected Jeremiah Fears with the seventh overall pick in the 2025 NBA Draft...Acquired the draft rights to Derik Queen (13th overall pick in the 2025 NBA Draft), in exchange for the draft rights to Asa Newell (23rd overall pick in the 2025 NBA Draft) and a future first round pick.
July 5, 2025	Signed rookies Jeremiah Fears (7th overall pick in the 2025 NBA Draft) and Derik Queen (13th overall pick in the 2025 NBA Draft).
July 6, 2025	Acquired Saddiq Bey, Jordan Poole and the draft rights to Micah Peavy (40th overall pick in the 2025 NBA Draft) from Washington in exchange for CJ McCollum, Kelly Olynyk and a future second round pick. Additionally, New Orleans has traded the draft rights of Mojave King to the Houston Rockets.
July 7, 2025	Signed rookie guard/forward Micah Peavy...Signed center/forward Kevon Looney.
July 14, 2025	Signed Herb Jones to a multi-year contract extension.
July 30, 2025	Signed guard Bryce McGowens to a two-way contract.
September 3, 2025	Signed center Garrison Brooks and forward Jalen McDaniels.
September 15, 2025	Signed Jalon Moore to and Exhibit 10 contract.
September 16, 2025	Signed Johnny O'Neil to and Exhibit 10 contract...Waived forward Jalon Moore.
September 17, 2025	Signed Christian Shumate to and Exhibit 10 contract...Waived center Johnny O'Neil.
October 6, 2025	Waived center Garrison Brooks and forward Jalen McDaniels.
October 6, 2025	Signed D.J. Carton and Trhae Mitchell to Exhibit 10 contracts.
October 8, 2025	Signed Chase Hunter and Josh Oduro to Exhibit 10 contracts...Waived guard D.J. Carton and guard Trhae Mitchell.
October 13, 2025	Waived Chase Hunter and Josh Oduro.
October 18, 2025	Exercised a fourth-year option on guard Jordan Hawkins and a third-year option on center Yves Missi.
October 23, 2025	Waived guard Jaden Springer...Signed center DeAndre Jordan.
February 5, 2026	Acquired guard Dalen Terry, two future second-round picks, and cash considerations from the New York Knicks in exchange for Jose Alvarado.

TEAM HISTORY

February 6, 2026	Waived guard Dalen Terry.
February 20, 2026	Converted the two-way contract of Bryce McGowens to a standard NBA contract.
March 4. 2026	Signed Josh Oduro to a two-way contract.
May 18, 2026	Name Jamahl Mosley Head Coach.
July 11, 2026	Re-signed center DeAndre Jordan.
July 23, 2026	Signed guard Jaron Pierre Jr. to a two-way contract.
August 18, 2026	Signed forward Trendon Watford.
August 18, 2026	Signed forward Malik Dia to a two-way contract.
September 8, 2026	Acquired Taj Gibson and AJ Johnson from the Memphis Grizzlies in exchange for Jordan Hawkins, Micah Peavy, a future second-round pick, and a future second-round pick swap.
September 9, 2026	Waived forward Taj Gibson.
September 10, 2026	Signed guard Bennedict Mathurin.
September 24, 2026	Signed forward Julian Reese to a two-way contract.

TEAM HISTORY

DRAFT HISTORY

Year	Round	Player (Overall pick)	College
2002	No selections made		
2003	First	David West (18)	Xavier
	Second	James Lang (48)	Central Park Christian School (HS)
2004	First	J.R. Smith (18)	St. Benedict's Prep (HS)
	Second	Tim Pickett (44)	Florida State
2005	First	Chris Paul (4)	Wake Forest
	Second	Brandon Bass (33)	LSU
2006	First	Hilton Armstrong (12)	Connecticut
	First	Cedric Simmons (15)	North Carolina State
	Second	Marcus Vinicius (43)	Brazil
2007	First	Julian Wright (13)	Kansas
	Second	Adam Haluska (43)	Iowa
2008	First	Darrell Arthur (27)*	Kansas
2009	First	Darren Collison (21)	UCLA
	Second	Marcus Thornton (43)^	LSU
2010	First	Cole Aldrich (11)**	Kansas
2011	Second	Josh Harrellson (45)^^	Kentucky
2012	First	Anthony Davis (1)	Kentucky
	First	Austin Rivers (10)	Duke
	Second	Darius Miller (46)	Kentucky
2013	First	Nerlens Noel (6)***	Kentucky
2014	No selections made		
2015	Second	Branden Dawson (56)^^^	Michigan State
2016	First	Buddy Hield (6)	Oklahoma
	Second	David Michineau (39)****	France
	Second	Diamond Stone (40)****	Maryland
2017	Second	Dwayne Bacon (40)^^^^	Florida State
	Second	Edmond Sumner (52)*****	Xavier
2018	Second	Tony Carr (51)	Penn State
2019	First	Zion Williamson (1)	Duke
	Second	Alen Smailagic (39)^^^^^	Santa Cruz (G League)
	Second	Jordan Bone (57)******	Tennessee
2020	First	Kira Lewis Jr. (13)	Alabama
	Second	Elijah Hughes (39)^^^^^^	Syracuse
	Second	Nick Richards (42)*******	Kentucky
	Second	Sam Merrill (60)^^^^^^^	Utah State
2021	First	Ziaire Williams (10)********	Stanford
	Second	Herbert Jones (35)	Alabama
	Second	Jared Butler (40)********	Baylor
	Second	Greg Brown III (43)^^^^^^^^	Texas
2022	First	Dyson Daniels (8)	G League Ignite
	Second	E.J. Liddell (41)	Ohio State
	Second	Karlo Matković (52)	Mega Mozzart (Croatia)
2023	First	Jordan Hawkins (14)	UConn
2024	First	Yves Missi (21)	Baylor
	Second	Antonio Reeves (47)^*	Kentucky
2025	First	Jeremiah Fears (7)	Baylor
	First	Asa Newell (23)*^	Georgia
2026	Second	Jaron Pierre Jr.	SMU

Draft Notes:

* Traded to the Portland Trail Blazers in exchange for cash considerations

^ Acquired from the Miami Heat for second round picks in the 2010 and 2012 NBA Drafts

** Traded to Oklahoma City along with Morris Peterson in exchange for draft rights to Craig Brackins and Quincy Pondexter

^^ Traded to New York for Cash considerations

*** Traded to Philadelphia in exchange for Jrue Holiday and draft rights to Pierre Jackson

^^^ Traded to Los Angeles Clippers for Cash considerations

**** Traded to Los Angeles Clippers in exchange for draft rights to Cheick Diallo

^^^^ Traded to Charlotte along with cash considerations in exchange for the draft rights to Frank Jackson

***** Traded to Indiana for cash considerations

^^^^^ Traded to Golden State in exchange for second round draft picks in the 2021 and 2023 NBA Drafts

****** Traded to Atlanta along with the draft rights to De'Andre Hunter, Solomon Hill and a future second round draft pick in exchange for the draft rights to Nickeil Alexander Walker, Jaxson Hayes and Marcos Louzada Silva

^^^^^^ Traded to Utah in exchange for second round pick in 2022 NBA Draft

******* Traded to Charlotte in exchange for 2024 second round pick in 2024 NBA Draft

^^^^^^^ Traded to Milwaukee along with Jrue Holiday in exchange for Eric Bledsoe, George Hill, the draft rights to R.J. Hampton, two future first round draft picks, and two pick swap options

******** Traded to Memphis along with Steven Adams and Eric Bledsoe in exchange for Jonas Valančiūnas and the draft rights to Trey Murphy III and Brandon Boston

^^^^^^^^ Traded to Portland in exchange for a 2026 second round draft pick and cash considerations

^* Traded two future pick swaps to Orlando in exchange for the No. 47 overall pick in the 2024 NBA Draft.

*^ Traded to Atlanta in exchange for the No. 13 pick in the 2025 NBA Draft and NOP's 2026 First Round Pick.

TEAM HISTORY

AWARD WINNERS

All-NBA Team

Jamal Mashburn	Third Team	2002-03
Baron Davis	Third Team	2003-04
Chris Paul	First Team	2007-08
Chris Paul	Second Team	2008-09
Chris Paul	Third Team	2010-11
Anthony Davis	First Team	2014-15
Anthony Davis	First Team	2016-17
Anthony Davis	First Team	2017-18

NBA All-Defensive Team

Chris Paul	Second Team	2007-08
Chris Paul	First Team	2008-09
Anthony Davis	Second Team	2014-15
Anthony Davis	Second Team	2016-17
Anthony Davis	First Team	2017-18
Jrue Holiday	First Team	2017-18
Jrue Holiday	Second Team	2018-19
Herb Jones	First Team	2023-24

NBA All-Rookie Team

Chris Paul	First Team	2005-06
Darren Collison	First Team	2009-10
Marcus Thornton	Second Team	2009-10
Anthony Davis	First Team	2012-13
Zion Williamson	First Team	2019-20
Herb Jones	Second Team	2021-22
Yves Missi	Second Team	2024-25
Jeremiah Fears	Second Team	2025-26
Derik Queen	Second Team	2025-26

NBA Sportsmanship Award (Joe Dumars Trophy)

PJ Brown	2003-04

Twyman-Stokes Teammate of the Year Award

Jrue Holiday	2019-20
DeAndre Jordan	2025-26

NBA Rookie of the Year (Eddie Gottlieb Trophy)

Chris Paul (T-Mobile NBA Rookie of the Year)	2005-06

NBA Most Improved Player Award

Brandon Ingram	2019-20

NBA Coach of the Year

Byron Scott	2007-08

NBA All-Star Game Most Valuable Player

Anthony Davis	2017

NBA Rising Stars Most Valuable Player

Jose Alvarado	2023

NBA Player of the Month

Jamal Mashburn	February	2003
Baron Davis	November	2003
Jamaal Magloire	April	2004
Chris Paul	December	2007
Chris Paul	March	2008
Chris Paul	November	2008
Chris Paul	March	2009
Chris Paul	January	2010
Anthony Davis	February	2018
Anthony Davis	March/April	2018

NBA Coach Of The Month

Paul Silas	April	2003
Byron Scott	January	2008
Byron Scott	December	2008
Monty Williams	January	2011
Willie Green	December	2022

NBA Rookie of the Month

J.R. Smith	Jan., Feb., March	2004-05
Chris Paul	Nov.-Apr.	2005-06
Darren Collison	February	2009-10
Buddy Hield	December	2016-17
Zion Williamson	February	2019-20
Yves Missi	December	2024-25

NBA Player of the Week

Baron Davis	28-Oct-03 through 2-Nov-03
Jamaal Magloire	5-April-04 through 11-April-04
Chris Paul	30-Jan-06 through 5-Feb-06
Chris Paul	24-Dec-07 through 30-Dec-07
Chris Paul	17-Mar-08 through 23-Mar-08
Chris Paul	28-Oct-08 through 2-Nov-08
Chris Paul	15-Dec-08 through 21-Dec-08
Chris Paul	12-Jan-09 through 18-Jan-09
David West	23-Feb-09 through 1-Mar-09
Chris Paul	16-Mar-09 through 22-Mar-09
Chris Paul	1-Nov-10 through 7-Nov-10
Greivis Vasquez	24-Dec-12 through 30-Dec-12
Anthony Davis	9-Mar-15 through 15-Mar-15
Anthony Davis	14-Nov-16 through 20-Nov-16
DeMarcus Cousins	23-Oct-17 through 29-Oct-17
Anthony Davis	20-Nov-17 through 26-Nov-17
Anthony Davis	26-Feb-18 through 4-Mar-18
Anthony Davis	11-Nov-18 through 18-Nov-18
Brandon Ingram	23-Dec-19 through 29-Dec-19
Brandon Ingram	22-Dec-20 through 27-Dec-20
Brandon Ingram	31-Jan-22 through 6-Feb-22
Zion Williamson	5-Dec-22 through 11-Dec-22
Brandon Ingram	20-March-23 through 26-March-23

TEAM HISTORY

ALL-STAR WEEKEND

All-Star Game Appearances

DATE	SITE	PLAYER	ROLE	MIN	FG	FGA	3P	3PA	FT	FTM	OFF	DEF	TOT	AST	ST	BLK	PTS
9-Feb-03	Atlanta	Jamal Mashburn	Reserve	14	4	7	2	2	0	0	0	4	4	2	2	0	10
15-Feb-04	Los Angeles	Baron Davis	Reserve	16	3	9	1	6	0	0	0	0	0	7	1	0	7
15-Feb-04	Los Angeles	Jamaal Magloire	Reserve	21	9	16	0	0	1	2	3	5	8	0	1	1	19
17-Feb-08	New Orleans	Chris Paul	Reserve	27	7	14	2	6	0	0	2	1	3	14	4	0	16
17-Feb-08	New Orleans	David West	Reserve	16	3	6	0	0	0	0	2	2	4	1	0	0	6
15-Feb-09	Phoenix	Chris Paul	Starter	29	7	14	0	1	0	0	1	6	7	14	3	0	14
15-Feb-09	Phoenix	David West	Reserve	14	3	5	0	0	0	0	1	2	3	0	1	0	6
14-Feb-10	Dallas	Chris Paul	Reserve	Selected - Did Not Participate (Injury)													
20-Feb-11	Los Angeles	Chris Paul	Starter	29	3	7	2	3	2	2	1	3	4	7	5	0	10
16-Feb-14	New Orleans	Anthony Davis	Reserve	10	5	6	0	0	0	0	0	1	1	0	2	0	10
15-Feb-15	New York	Anthony Davis	Starter	Selected - Did Not Participate (Injury)													
14-Feb-16	Toronto	Anthony Davis	Reserve	15	12	13	0	0	0	0	3	3	6	0	1	0	24
19-Feb-17	New Orleans	Anthony Davis*	Starter	32	26	39	0	4	0	0	4	6	10	0	2	0	52
18-Feb-18	Los Angeles	DeMarcus Cousins	Starter	Selected - Did Not Participate (Injury)													
18-Feb-18	Los Angeles	Anthony Davis	Starter	17	6	9	0	1	0	0	1	1	2	1	0	0	12
17-Feb-19	Charlotte	Anthony Davis	Reserve	5	2	2	1	1	0	0	0	1	1	0	0	0	5
16-Feb-20	Chicago	Brandon Ingram	Reserve	9	1	4	0	3	0	0	1	0	1	1	1	0	2
7-Mar-21	Atlanta	Zion Williamson	Starter	14	5	9	0	0	0	0	1	0	1	0	0	0	10
19-Feb-23	Utah	Zion Williamson	Starter	Selected - Did Not Participate (Injury)													

*Named Most Valuable Player

Rookie Challenge (Rookies vs. Sophomores)

DATE	SITE	PLAYER	ROLE	MIN	FG	FGA	3P	3PA	FT	FTM	OFF	DEF	TOT	AST	ST	BLK	PTS
17-Feb-06	Houston	Chris Paul	Starter	28	3	8	0	3	2	2	0	4	4	11	5	0	8
16-Feb-07	Las Vegas	Chris Paul	Starter	25	7	10	1	2	1	2	0	3	3	17	9	0	16

Rising Stars Challenge

DATE	SITE	PLAYER	ROLE	MIN	FG	FGA	3P	3PA	FT	FTM	OFF	DEF	TOT	AST	ST	BLK	PTS
15-Feb-13	Houston	Anthony Davis	Starter	20	5	8	1	2	0	0	1	8	9	1	1	2	11
14-Feb-14	New Orleans	Anthony Davis	Starter	28	8	14	0	0	0	0	2	6	8	4	3	2	16
17-Feb-17	New Orleans	Buddy Hield	Starter	27	11	22	3	12	3	3	3	3	6	3	3	1	28
14-Feb-20	Chicago	Nickeil Alexander-Walker	Reserve	20	2	12	2	10	0	0	0	2	2	4	1	1	6
14-Feb-20	Chicago	Nicolò Melli	Reserve	16	1	3	1	2	0	0	1	4	5	2	0	0	3
14-Feb-20	Chicago	Zion Williamson	Starter	20	7	11	0	0	0	0	1	1	2	1	0	0	14
Mar-21	Atlanta	Nickeil Alexander-Walker		Selected - No Game													
Mar-21	Atlanta	Zion Williamson		Selected - No Game													
19-Feb-22	Cleveland	Herbert Jones		-	1	1	1	1	0	0	0	0	0	0	0	0	3
17-Feb-23	Utah	Jose Alvarado		-	8	14	2	5	0	0	1	1	2	2	1	0	18
17-Feb-23	Utah	Trey Murphy III		-	4	6	1	2	0	0	1	1	2	2	0	0	9
16-Feb-24	Indiana	Dyson Daniels		Selected - Did Not Participate (Injury)													
16-Feb-24	Indiana	Jordan Hawkins		-	5	7	2	3	0	0	1	5	6	4	0	0	12
14-Feb-25	San Francisco	Yves Missi		Selected - Did Not Participate (Injury)													
13-Feb-26	Los Angeles	Jeremiah Fears		-	4	6	2	3	0	0	0	2	2	2	0	0	10
13-Feb-26	Los Angeles	Derik Queen		-	1	7	0	4	2	2	2	5	7	5	0	1	4

Three-Point Shootout

DATE	SITE	PLAYER	RESULT
9-Feb-03	Atlanta	David Wesley	Eliminated in first round – fifth place
16-Feb-08	New Orleans	Peja Stojakovic	Eliminated in first round – fourth place
16-Feb-13	Houston	Ryan Anderson	Eliminated in first round – third place
20-Feb-22	Cleveland	CJ McCollum	Eliminated in first round – fifth place

TEAM HISTORY

Slam Dunk Contest

DATE	SITE	PLAYER	RESULT
19-Feb-05	Denver	Chris Andersen	Eliminated in first round – fourth place
19-Feb-05	Denver	J.R. Smith	Eliminated in first round – third place
18-Feb-23	Utah	Trey Murphy III	Eliminated in final round - second place

Skills Challenge

DATE	SITE	PLAYER	RESULT
15-Feb-04	Los Angeles	Baron Davis	First place
18-Feb-06	Houston	Chris Paul	Third place
17-Feb-07	Las Vegas	Chris Paul	Fourth place
16-Feb-08	New Orleans	Chris Paul	Second place
13-Feb-16	Toronto	Anthony Davis	Eliminated in first round
18-Feb-17	New Orleans	Anthony Davis	Eliminated in first round

TEAM HISTORY

ALL-TIME COLLEGIATE ROSTER

Alabama	Alonzo Gee
	Herbert Jones
	Kira Lewis Jr.
Alabama-Birmingham	Trey Jemison
	Carldell Johnson
Arizona	Jerryd Bayless
	Solomon Hill
	Stanley Johnson
	Sean Rooks
Arizona State	Zylan Cheatham
Arkansas	Jannero Pargo
Auburn	Jared Harper
Ball State	Bonzi Wells
Baylor	Yves Missi
	David Wesley
Belmont	Ian Clark
Blinn J.C. (TX)	Chris Andersen
Bowling Green	Antonio Daniels
Bradley	Walt Lemon, Jr.
Brigham Young	Jimmer Fredette
California	Ryan Anderson
	Sean Marks
	Tyrone Wallace
California-Santa Barbara	Orlando Johnson
	James Nunnally
Cal-State Fullerton	Bobby Brown
Central Connecticut State	Corsley Edwards
Central Michigan	Chris Kaman
Chattanooga	Matt Ryan
Cincinnati	Gary Clark
	Lance Stephenson
Clemson	Elden Campbell
Cleveland State	Norris Cole
Colorado State	Jason Smith
Connecticut	Hilton Armstrong
	Jerome Dyson
	Jordan Hawkins
	Emeka Okafor
Cornell	Jeff Foote
Creighton	Trey Alexander
Dayton	Charles Cooke
	Jalen Crutcher
	Brian Roberts
Detroit Mercy	Willie Green
Duke	Quinn Cook
	Brandon Ingram
	Frank Jackson
	Jahlil Okafor
	JJ Redick
	Austin Rivers
	Lance Thomas
	Zion Williamson
Duquesne	Mike James
Fayetteville State	Darrell Armstrong
Florida State	Toney Douglas
Fresno State	Courtney Alexander
	Melvin Ely
	Dominic McGuire
George Washington	Pops Mensah-Bonsu
Georgetown	Patrick Ewing Jr.
	Micah Peavy
	Henry Sims
	DaJuan Summers
	Hollis Thompson
Georgia Tech	Jose Alvarado
	Kenny Anderson
	Derrick Favors
	Jarrett Jack
	Anthony Morrow
Gonzaga	Dan Dickau
	Kelly Olynyk
Hofstra	Speedy Claxton
Indiana	Eric Gordon
	Kirk Haston
	Cody Zeller
Iowa	Ryan Bowen
Iowa State	Izaiah Brockington
	Bryce Dejean-Jones
	Marcus Fizer
	Jackson Vroman
Jackson State	Trey Johnson
Kansas	Cheick Diallo
	Hunter Dickinson
	Devonte' Graham
	Xavier Henry
	Wayne Selden, Jr.
	Jeff Withey
	Julian Wright
Kansas State	Wes Iwundu
Kentucky	Eric Bledsoe
	Brandon Boston
	DeMarcus Cousins
	Anthony Davis
	Wenyen Gabriel
	Archie Goodwin
	Andrew Harrison
	Terrence Jones
	DeAndre Liggins
	Jamaal Magloire
	Jamal Mashburn
	Darius Miller
	Julius Randle
	Antonio Reeves
	Rajon Rondo
La Salle	Rasual Butler
Lamar	Mike James
Lehigh	CJ McCollum
Long Beach State	James Ennis
Louisiana-Lafayette	Elfrid Payton
Louisiana State	Brandon Bass
	Maurice Carter
	Josh Gray
	Chris Johnson
	Randy Livingston
	Garrett Temple
	Marcus Thornton
Louisiana Tech	PJ Brown
Louisville	Russ Smith
Maryland	Lonny Baxter
	Derik Queen
	Greivis Vasquez
McNeese State	Tierre Brown
Memphis	Tyreke Evans
	Lester Quiñones
	Elliot Williams
Miami	Bruce Brown
	John Salmons
Michigan	Jordan Poole
	Robert Traylor
Michigan State	Morris Peterson
	Steve Smith
Minnesota	Bobby Jackson
Missouri State	Alize Johnson
Nebraska	Bryce McGowens
Nevada	Luke Babbitt
	Kirk Snyder
Nevada-Las Vegas	Lou Amundson
	Stacey Augmon
	Christian Wood
New Mexico	Tony Snell
North Carolina	George Lynch
	Shammond Williams
North Carolina State	Dereon Seabron
	Cedric Simmons
Oakland	Jamal Cain
Ohio State	E.J. Liddell
Oklahoma	Jeremiah Fears
	Buddy Hield
Oklahoma State	Tony Allen
	Terrel Harris
	Desmond Mason
Oregon State	Kylor Kelley
Penn State	Tim Frazier
Pittsburgh	Steven Adams
	Aaron Gray
Providence	Josh Oduro
Purdue	Carl Landry
	E'Twaun Moore
Radford	Javonte Green
South Carolina	Sindarius Thornwell
South Dakota State	Nate Wolters
South Florida	Solomon Jones
St. Joseph's (PA)	Langston Galloway
	Jameer Nelson
Stanford	Anthony Brown
	Josh Childress
	Casey Jacobsen
	Robin Lopez
Syracuse	Jason Hart
	Wesley Johnson
	Arinze Onuaku
	James Southerland
	Hakim Warrick
	Darryl Watkins
Temple	Marc Jackson
Tennessee	Josh Richardson
Texas	Mo Bamba
	Jordan Hamilton
	Jaxson Hayes
Texas A&M	Jalen Jones
	DeAndre Jordan
	Donald Sloan
Texas Christian	Lee Nailon
	Kenrich Williams
Texas-San Antonio	Devin Brown
Tulane	Linton Johnson

TEAM HISTORY

Tulsa	Will Magnay
UCLA	Trevor Ariza
	Lonzo Ball
	Darren Collison
	Baron Davis
	Larry Drew II
	Jrue Holiday
	Kevon Looney
	Jerome Moiso
USC	Robert Pack
Valparaiso	Bryce Drew
Vanderbilt	Matt Freije
Villanova	Saddiq Bey
	Dante Cunningham
	Josh Hart
	Jeremiah Robinson-Earl
Virginia	Roger Mason, Jr.
	Trey Murphy III
Virginia Military Institute	Reggie Williams
Virginia Tech	Nickeil Alexander-Walker
Wake Forest	Al-Farouq Aminu
	James Johnson
	Chris Paul
	Rodney Rogers
	Ish Smith
	Darius Songaila
Washington	Keion Brooks Jr.
	Dejounte Murray
	Jaylen Nowell
	Quincy Pondexter
	Nate Robinson
	Isaiah Thomas
West Florida	Moochie Norris
Wichita State	Gal Mekel
Wingate	Junior Harrington
Wisconsin	Greg Stiemsma
Wyoming	Larry Nance Jr.
Xavier (Ohio)	Jordan Crawford
	Kaiser Gates
	Naji Marshall
	James Posey
	David West
	Aaron Williams
No College	Alexis Ajinca
	David Andersen
	Omer Asik
	Gustavo Ayon
	Marco Belinelli
	Dairis Bertans
	Omri Casspi
	Tyson Chandler
	Dyson Daniels
	Alex Garcia
	Willy Hernangómez
	Maciej Lampe
	Didi Louzada
	Arvydas Macijauskas
	Karlo Matković
	DJ Mbenga
	Nicolò Melli
	Nikola Mirotic
	Donatas Motiejunas
	Bostjan Nachbar
	Sasha Pavlovic
	Kendrick Perkins
	Tomáš Satoranský
	J.R. Smith
	Josh Smith
	Peja Stojakovic
	Daniel Theis
	Axel Toupane
	Jonas Valančiūnas
	Marcus Vinicius

229 players representing 107 colleges and universities.

30 players did not attend college.

TEAM HISTORY

ALL-TIME NUMERICAL ROSTER

00 Bruce Brown

0 Nickeil Alexander-Walker*
Al-Farouq Aminu
Keion Brooks Jr.
DeMarcus Cousins
Jeremiah Fears
Orlando Johnson
Didi Louzada
Dereon Seabron

1 Chris Andersen*
Trevor Ariza
Baron Davis
Larry Drew II
Tyreke Evans
Andrew Harrison
Jarrett Jack*
Kirk Snyder
Hakim Warrick
Zion Williamson

2 Stacey Augmon
Lonzo Ball
Ian Clark
Darren Collison
Dan Dickau
Tim Frazier*
Jared Harper
Jarrett Jack*
Herb Jones*
Darius Miller*
Jannero Pargo
Josh Richardson
Nate Robinson
Elliot Williams

3 Darrell Armstrong*
Omer Asik
Lonny Baxter
Josh Hart
Stanley Johnson
Randy Livingston
CJ McCollum
Nikola Mirotic
Anthony Morrow
Chris Paul
Jordan Poole

4 Mo Bamba
Charles Cooke
Jordan Crawford*
Hunter Dickinson
Melvin Ely*
James Ennis
Devonte' Graham
Javonte Green
Xavier Henry
Wes Iwundu
Sean Marks
Elfrid Payton*
JJ Redick
Ish Smith
Jackson Vroman
David Wesley
Nate Wolters

5 Eric Bledsoe
Elden Campbell
Maurice Carter
Speedy Claxton
Josh Gray
Mike James (2008)**
Mike James (2018)**
Carldell Johnson
Herb Jones*
Dominic McGuire
Dejounte Murray
Kendrick Perkins
Josh Smith
Lance Stephenson
Marcus Thornton
Reggie Williams
Jeff Withey

6 Nickeil Alexander-Walker*
Bobby Brown
Tierre Brown
Tyson Chandler
Junior Harrington
DeAndre Jordan*
Jerome Moiso
Arvydas Macijauskas
Sasha Pavlovic
Tyrone Wallace

8 Luke Babbitt
Marco Belinelli
Jamal Cain
Josh Childress
Archie Goodwin
Bobby Jackson
Jahlil Okafor*
Naji Marshall
Roger Mason, Jr.
Steve Smith

9 Dairis Bertans
Willy Hernangómez
Terrence Jones
DeAndre Jordan*
George Lynch
Jahlil Okafor*
Morris Peterson*
Rajon Rondo
Russ Smith
Darius Songaila

10 Darrell Armstrong*
Jalen Crutcher
Tim Frazier*
Langston Galloway
Eric Gordon
Jaxson Hayes
Bostjan Nachbar
Axel Toupane

11 David Andersen
Brandon Boston
Dyson Daniels
Jerome Dyson
Jason Hart
Jrue Holiday
Bryce McGowens
Marcus Vinicius
Shammond Williams

12 Steven Adams
Alexis Ajinca*
Chris Andersen*
Kenny Anderson
Hilton Armstrong
Gary Clark
Kaiser Gates
Terrel Harris
Trey Johnson
Jalen Jones
Donatas Motiejunas
Antonio Reeves
Donald Sloan
Sindarius Thornwell*

13 Cheick Diallo
Kira Lewis Jr.
Josh Oduro
Kelly Olynyk

14 Brandon Ingram
Jameer Nelson
Robert Pack
Micah Peavy
Jason Smith

15 Jose Alvarado
Gustavo Ayon
Alonzo Gee
Frank Jackson
Maciej Lampe
Robin Lopez
John Salmons
Sindarius Thornwell*

16 Toney Douglas
James Johnson
Peja Stojakovic

17 Lou Amundson
Bryce Drew
Karlo Matković
Jonas Valančiūnas

18 Omri Casspi
Solomon Jones

20 Alex Garcia
Chris Johnson
Nicolò Melli
Jaylen Nowell
Quincy Pondexter
Henry Sims

21 Izaiah Brockington
Anthony Brown
Marcus Fizer
Jamaal Magloire
Darius Miller*
Yves Missi
James Nunnally
Arinze Onuaku
Tony Snell
Greivis Vasquez

22 Quinn Cook
Patrick Ewing Jr.
Derrick Favors
Larry Nance Jr.
Elfrid Payton*
Derik Queen
Brian Roberts
Cedric Simmons
DaJuan Summers

23 Trey Alexander
Devin Brown
Anthony Davis
J.R. Smith

24 Tony Allen
Jordan Hawkins
Buddy Hield
Alize Johnson
Carl Landry
Jamal Mashburn
Desmond Mason
Gal Mekel
Morris Peterson*
Isaiah Thomas
Bonzi Wells

25 Jordan Hamilton
Walt Lemon, Jr.
Will Magnay
Trey Murphy III
Moochie Norris
Austin Rivers
Wayne Selden, Jr.

27 Jordan Crawford*

28 D.J. Mbenga

30 Norris Cole
Julius Randle
David West

31 Bryce Dejean-Jones
Tomáš Satoranský
James Southerland
Darryl Watkins

BACK TO TABLE OF CONTENTS

TEAM HISTORY

32 Courtney Alexander
Jerryd Bayless
Jimmer Fredette
Wenyen Gabriel
Casey Jacobsen
E.J. Liddell
Hollis Thompson
Julian Wright

33 Ryan Anderson
Brandon Bass
Dante Cunningham*
Melvin Ely*
Willie Green
Wesley Johnson
Lee Nailon

34 Corsley Edwards
Aaron Gray
DeAndre Liggins
Greg Stiemsma
Robert Traylor
Aaron Williams
Kenrich Williams

35 Matt Freije
Kirk Haston
Chris Kaman
Kylor Kelley
Christian Wood

37 Matt Ryan

40 Ryan Bowen
Cody Zeller

41 Saddiq Bey
James Posey
Garrett Temple

42 Alexis Ajinca*
PJ Brown
Lance Thomas

43 Linton Johnson

44 Dante Cunningham*
Solomon Hill
Marc Jackson
Pops Mensah-Bonsu

45 Rasual Butler
Zylan Cheatham
Sean Rooks

50 Antonio Daniels
Emeka Okafor
Jeremiah Robinson-Earl

54 Jeff Foote
Rodney Rogers

55 Kevon Looney
E'Twaun Moore
Trey Jemison

43 numbers have been worn by 259 players.

16 players have worn more than one number (*).

Two players named Mike James have worn number five for New Orleans (**).

Number seven has been retired to honor the legacy of New Orleans Jazz great "Pistol" Pete Maravich.

TEAM HISTORY

FRANCHISE FIRSTS

First Game: vs. Utah, 10/30/02
First Win: 100-75 vs. Utah, 10/30/02
First Loss: 84-79 at Chicago, 11/1/02
First Road Win: at New York (97-91 OT Win), 11/10/02
First Overtime Game: at New York (97-91 Win), 11/10/02
First Overtime Win: at New York (97-91 Win), 11/10/02
First Starting Lineup: F-Jamal Mashburn, F-PJ Brown, C-Jamaal Magloire, G-Baron Davis, G-David Wesley
First Point: PJ Brown vs. Utah, 10/30/02 (13' jumper)
First Field Goal Attempt: Baron Davis vs. Utah, 10/30/02 (miss)
First Field Goal Made: PJ Brown vs. Utah, 10/30/02 (13' jumper)
First Free Throw Made: PJ Brown vs. Utah, 10/30/02
First Three-Point FG Attempt: Baron Davis vs. Utah, 10/30/02
First Three-Point FG Made: Baron Davis vs. Utah, 10/30/02
First Rebound: Jamal Mashburn vs. Utah, 10/30/02
First Assist: Jamal Mashburn vs. Utah, 10/30/02
First Steal: Baron Davis vs. Utah, 10/30/02
First Blocked Shot: Robert Traylor vs. Utah, 10/30/02
First 20-Plus Pts Game: 21 by Baron Davis vs. Utah, 10/30/02
First 30-Plus Pts Game: 35 by Jamal Mashburn vs. Miami, 11/2/02
First 40-Plus Pts Game: 50 by Jamal Mashburn vs. Memphis, 2/21/03
First 10-Plus Reb Game: 10 by PJ Brown vs. Miami, 11/2/02
First 20-Plus Reb Game: 20 by Jamaal Magloire vs. Indiana, 2/12/03
First 10-Plus Asst Game: 10 by Baron Davis vs. Utah, 10/30/02
First 20-Point-20 Rebound Game: 23 points, 21 rebounds by Jamaal Magloire at Toronto, 3/7/2004
First 20-Plus Asst Game: 21 by Chris Paul at Los Angeles Lakers, 11/6/2008

ALL-TIME ATTENDANCE TOTALS

	REGULAR SEASON			NBA PLAYOFFS		
SEASON	**GAMES**	**ATTENDANCE**	**AVERAGE**	**GAMES**	**ATTENDANCE**	**AVERAGE**
2002-03	41	641,683	15,651	3	52,133	17,378
2003-04	41	587,613	14,332	3	47,557	15,852
2004-05	41	583,070	14,221	--	--	--
2005-06#	41	744,920	18,169	--	--	--
2006-07^	41	731,165	17,833	--	--	--
2007-08	41	581,432	14,181	7	126,009	18,001
2008-09	41	695,727	16,968	2	34,725	17,363
2009-10	41	620,366	15,131	--	--	--
2010-11	41	603,088	14,709	3	54,372	18,124
2011-12	33	498,618	15,110	--	--	--
2012-13	41	565,930	13,803	--	--	--
2013-14	41	672,029	16,391	--	--	--
2014-15	41	683,757	16,677	2	36,887	18,444
2015-16	41	688,549	16,793	--	--	--
2016-17	41	663,099	16,173	--	--	--
2017-18	41	673,920	16,437	4	74,159	18,540
2018-19	41	656,183	16,004	--	--	--
2019-20	32	528,176	16,506	--	--	--
2020-21*	36	93,120	2,587	--	--	--
2021-22	41	635,941	15,511	3	56,634	18,878
2022-23	41	687,691	16,773	--	--	--
2023-24	40	692,054	17,301	2	37,146	18,573
2024-25	41	689,400	16,815	--	--	--
2025-26	41	675,507	16,476	--	--	--
TOTALS	**920**	**14,893,038**	**16,188**	**29**	**482,476**	**17,918**

#Played home games at four sites:
Oklahoma City (Ford Center, 36 games) - Avg. 18,717,
New Orleans, LA (New Orleans Arena, three games) - Avg. 17,485
Baton Rouge, LA (Pete Maravich Assembly Center, one game) - 7,302
Norman, OK (Lloyd Noble Center, one game) - 11,343

^ Played home games at two sites:
Oklahoma City (Ford Center, 35 games) - Avg. 17,951
New Orleans, LA (New Orleans Arena, six games) - Avg. 17,129

*Limited capacity due to COVID-19.

BACK TO TABLE OF CONTENTS

TEAM HISTORY

ALL-TIME PRESEASON RESULTS

DATE	OPPONENT	W/L	SCORE	SITE
10/3/2025	vs. Melbourne United	W	107-97	Rod Laver Arena, Melbourne, VIC, Australia
10/4/2025	vs. SE Melbourne Phoenix	W	127-92	Rod Laver Arena, Melbourne, VIC, Australia
10/14/2025	at Houston	L	128-130	Legacy Arena, Birmingham, Al.
10/16/2025	vs. Orlando	L	125-132	Kia Center, Orlando, Fl.
10/7/2024	vs. Orlando	L	106-104	Smoothie King Center, New Orleans, La.
10/13/2024	at Miami	L	99-101	Kaseya Center, Miami, Fl.
10/15/2024	at Houston	L	98-118	Toyota Center, Houston, Texas
10/10/2023	vs. Orlando	L	105-122	Smoothie King Center, New Orleans, La.
10/12/2023	vs. Houston	L	87-120	Legacy Arena, Birmingham, Al.
10/14/2023	at Atlanta	L	105-110	Gateway Center Arena, College Park, Ga.
10/17/2023	at Orlando	W	104-92	Amway Center, Orlando, Fl.
10/4/2022	at Chicago	L	129-125	United Center, Chicago, Ill.
10/7/2022	vs. Detroit	W	107-101	Smoothie King Center, New Orleans, La.
10/9/2022	at San Antonio	W	111-97	AT&T Center, San Antonio, Tx.
10/12/2022	at Miami	L	103-120	FTX Arena, Miami, Fl.
10/14/2022	vs Atlanta	W	120-111	Legacy Arena, Birmingham, Al.
10/4/2021	at Minnesota	L	114-117	Target Center, Minneapolis, Mn.
10/6/2021	vs. Orlando	W	104-86	Smoothie King Center, New Orleans, La.
10/8/2021	at Chicago	L	85-121	United Center, Chicago, Ill.
10/11/2021	at Utah	L	96-127	Vivint Arena, Salt Lake City, Utah
12/14/2020	at Miami	W	114-92	American Airlines Arena, Miami, Fl.
12/18/2020	vs. Milwaukee	W	127-113	Smoothie King Center, New Orleans, La.
7/22/2020	at Brooklyn	W	99-68	The Arena (WWOS), Orlando, Fl.
7/25/2020	Denver	W	119-104	The Arena (WWOS), Orlando, Fl.
7/27/2020	at Milwaukee	W	124-103	The Arena (WWOS), Orlando, Fl.
10/7/2019	at Atlanta	W	133-109	State Farm Arena, Atlanta, Ga.
10/9/2019	at Chicago	W	127-125	United Center, Chicago, Ill.
10/11/2019	Utah	W	128-127	Smoothie King Center, New Orleans, La.
10/13/2019	at San Antonio	W	123-114	AT&T Center, San Antonio, Texas
10/18/2019	at New York	W	117-116	Madison Square Garden, New York, N.Y.
9/30/2018	at Chicago	L	116-128	United Center, Chicago, Ill.
10/1/2018	at Atlanta	L	102-116	McCamish Pavilion, Atlanta, Ga.
10/5/2018	at New York	L	100-106	Madison Square Garden, New York, N.Y.
10/10/2018	at Miami	L	128-140	American Airlines Arena, Miami, Fl.
10/11/2018	Toronto	L	119-134	Smoothie King Center, New Orleans, La.
10/3/2017	Chicago	L	109-113	Smoothie King Center, New Orleans, La.
10/6/2017	at Oklahoma City	L	19-102	Chesapeake Energy Arena, Oklahoma City, Okla.
10/8/2017	at Chicago	W	108-95	United Center, Chicago, Ill.
10/13/2017	at Memphis	L	101-142	FedEx Forum, Memphis, Tenn.
10/1/2016	Dallas	W	116-102	CenturyLink Center, Bossier City, La.
10/4/2016	Indiana	L	96-113	Smoothie King Center, New Orleans, La.
10/9/2016	Houston	L	117-123	Mercedes-Benz Arena, Shanghai, China
10/12/2016	Houston	L	104-116	LeSports Center, Beijing, China
10/18/2016	at Atlanta	L	89-96	Philips Arena, Atlanta, Ga.
10/20/2016	Orlando	L	111-114	Amway Center, Orlando, Fl.
10/3/2015	at Indiana	W	110-105	Bankers Life Field House, Indianapolis, Ind.
10/9/2015	vs. Atlanta	L	93-103	Veterans Memorial Arena, Jacksonville, Fl.
10/12/2015	at Chicago	W	123-115	United Center, Chicago, Ill.
10/17/2015	vs. Sacramento	L	98-107	Rupp Arena, Lexington Ky.
10/19/2015	at Houston	L	100-120	Toyota Center, Houston, Tx.
10/21/2015	at Orlando	L	107-110 (OT)	Amway Center, Orlando, Fl.
10/23/2015	Miami	W	93-90	Smoothie King Center, New Orleans, La.
10/4/2014	at Miami	W	98-86	KFC Yum! Center, Louisville, Ky.
10/6/2014	at Atlanta	L	87-93	Phillips Arena, Atlanta, Ga.
10/8/2014	Washington	L	89-94	Veterans Memorial Arena, Jacksonville, Fl.
10/14/2014	Houston	W	117-98	Smoothie King Center, New Orleans, La.
10/16/2014	Oklahoma City	W	120-86	Smoothie King Center, New Orleans, La.
10/20/2014	at Washington	W	88-84	Baltimore Arena, Baltimore,Md.
10/23/2014	Dallas	W	88-85	CenturyLink Center, Bossier City, La.
10/5/2013	at Houston	W	116-115	Toyota Center, Houston, Tx.
10/7/2013	at Dallas	W	94-92	American Airlines Center, Dallas, Tx.

TEAM HISTORY

DATE	OPPONENT	W/L	SCORE	SITE
10/9/2013	at Orlando	W	99-95	Veterans Memorial Arena, Jacksonville, Fl.
10/13/2013	Atlanta	W	105-73	Mississippi Coast Coliseum, Biloxi, Ms.
10/17/2013	at Oklahoma City	W	105-102	BOK Center, Tulsa, Ok.
10/19/2013	Washington	W	93-89	Rupp Arena, Lexington, Ky.
10/23/2013	Miami	L	95-108	New Orleans Arena, New Orleans, La.
10/25/2013	at Orlando	W	101-82	New Orleans Arena, New Orleans, La.
10/7/2012	Orlando	W	85-80	Mexico City Arena, Mexico City, Mx.
10/9/2012	Charlotte	W	97-82	New Orleans Arena, New Orleans, La.
10/11/2012	at Charlotte	W	90-87	North Charleston Coliseum, Charleston, S.C.
10/12/2012	at Houston	L	75-95	Toyota Center, Houston, Texas
10/18/2012	at Atlanta	L	68-97	Philips Arena, Atlanta, Ga.
10/22/2012	at Dallas	L	74-87	American Airlines Center, Dallas, Texas
10/24/2012	Houston	L	90-97	New Orleans Arena, New Orleans, La.
10/26/2012	at Miami	W	96-89	American Airlines Arena, Miami, Fl.
12/16/2011	at Memphis	W	97-90	FedEx Forum, Memphis, Tn.
12/21/2011	Memphis	W	95-80	New Orleans Arena, New Orleans, La.
10/9/2010	Memphis	L	90-97	New Orleans Arena, New Orleans, La.
10/10/2010	at Orlando	L	81-135	Amway Center, Orlando, Fla.
10/13/2010	Miami	W	90-76	New Orleans Arena, New Orleans, La.
10/15/2010	at Indiana	L	98-101	Conseco Fieldhouse, Indianapolis, Ind.
10/16/2010	Atlanta	L	74-84	Health Alliance Cen., Johnson City, Tenn.
10/18/2010	at Memphis	L	91-96	FedEx Forum, Memphis, Tenn.
10/20/2010	at Charlotte	L	98-105	Time Warner Cable Arena, Charlotte, N.C.
10/21/2010	at Oklahoma City	L	86-101	Okla. City Arena, Oklahoma City, Okla.
10/7/2009	Atlanta	L	102-108	Phillips Arena, Atlanta, Ga.
10/8/2009	Charlotte	L	101-108	Greensboro Coliseum, Greensboro, N.C.
10/10/2009	Oklahoma City	W	88-79	New Orleans Arena, New Orleans, La.
10/13/2009	vs. Orlando	L	86-121	Charles Koch Arena, Withita, Kansas
10/15/2009	at Miami	L	81-97	Sprint Center, Kansas City, Mo.
10/17/2009	vs. Indiana	W	108-96	New Orleans Arena, New Orleans, La.
10/22/2009	at Golden State	L	92-126	ORACLE Arena, Oakland, Calif.
10/23/2009	at L.A. Clippers	L	88-91	STAPLES Center, Los Angeles, Calif.
10/5/2008	Golden State	W	106-103	New Orleans Arena, New Orleans, La.
10/8/2008	at Indiana	W	105-71	Indiana Fairgrounds, Indianapolis, Ind.
10/10/2008	at San Antonio	W	89-84	AT&T Center, San Antonio, Texas
10/14/2008	Washington	W	96-80	O2 World, Berlin, Germany
10/17/2008	Washington	W	102-80	Palau Sant Jordi, Barcelona, Spain
10/21/2008	Indiana	W	101-96	New Orleans Arena, New Orleans, La.
10/23/2008	Miami	W	100-80	USA Mitchell Center, Mobile, Ala.
10/9/2007	Houston	W	94-92	Ford Center, Oklahoma City, Okla.
10/10/2007	at Indiana	L	96-101	Conseco Fieldhouse, Indianapolis, Ind.
10/13/2007	at Phoenix	W	111-106	US Airways Center, Phoenix, Ariz.
10/15/2007	Indiana	L	104-117	New Orleans Arena, New Orleans, La.
10/19/2007	Miami	W	92-85	Mississipi Coast Coliseum, Biloxi, Miss.
10/21/2007	at Dallas	L	97-103	American Airlines Center, Dallas, Texas
10/24/2007	Atlanta	L	98-107	New Orleans Arena, New Orleans, La.
10/26/2007	at Charlotte	W	111-100	Joel Coliseum, Winston-Salem, N.C.
10/10/2006	vs. Dallas	W	84-81	Ford Center, Oklahoma City, Okla.
10/13/2006	vs. Orlando	L	85-100	Ford Center, Oklahoma City, Okla.
10/17/2006	at Miami	L	105-109	American Airlines Arena, Miami, Fla.
10/19/2006	vs. Golden State	L	103-112	STAPLES Center, Los Angeles, Calif.
10/20/2006	at L.A. Lakers	L	106-113	STAPLES Center, Los Angeles, Calif.
10/22/2006	at Sacramento	L	93-117	Lawler Events Center, Reno, Nv.
10/24/2006	at Sacramento	W	84-81	ARCO Arena, Sacramento, Calif.
10/13/2005	at Denver	W	100-90	Pepsi Center, Denver, Colo.
10/15/2005	at Orlando	L	83-101	St. Petersburg Forum, St. Petersburg, Fla.
10/18/2005	Atlanta	L	94-97	ALLTEL Arena, Little Rock, Ark.
10/20/2005	San Antonio	L	90-97	CenturyTel Center, Bossier City, La.
10/23/2005	Denver	L	93-97	Ford Center, Oklahoma City, Okla.
10/25/2005	Miami	W	111-91	Maravich Assembly Center, Baton Rouge, La.
10/27/2005	Houston	W	89-88	Ford Center, Oklahoma City, Okla.
10/28/2005	at Atlanta	L	90-104	Columbus Civic Center, Columbus, Ga.
10/13/2004	Dallas	W	94-87	New Orleans Arena, New Orleans, La.
10/15/2004	at Chicago	L	100-103	United Center, Chicago, Ill.
10/16/2004	L.A. Clippers	W	105-95	Cajundome, Lafayette, La.
10/19/2004	Philadelphia	W	92-89	New Orleans Arena, New Orleans, La.
10/21/2004	Orlando	L	91-92	Mississippi Coast Coliseum, Biloxi, Miss.

BACK TO TABLE OF CONTENTS

DATE	OPPONENT	W/L	SCORE	SITE
10/23/2004	at Sacramento	L	87-92	ARCO Arena, Sacramento, Calif.
10/24/2004	at L.A. Clippers	L	93-97	STAPLES Center, Los Angeles, Calif.
10/8/2003	Orlando	W	105-98	Maravich Assembly Center, Baton Rouge, La.
10/11/2003	at Dallas	L	99-110	American Airlines Center, Dallas, Texas
10/12/2003	at Houston	W	89-71	Toyota Center, Houston, Texas
10/14/2003	at Orlando	W	89-84	TD Waterhouse Centre, Orlando, Fla.
10/16/2003	Chicago	L	91-101	New Orleans Arena, New Orleans, La.
10/18/2003	Washington	W	87-85	New Orleans Arena, New Orleans, La.
10/20/2003	Philadelphia	W	102-85	Ted Constant Convocation Center, Norfolk, Va.
10/22/2003	at San Antonio	L	79-103	SBC Center, San Antonio, Texas
10/9/2002	at Indiana	L	74-95	Conseco Fieldhouse, Indianapolis, Ind.
10/10/2002	at Indiana	W	95-93	Roberts Stadium, Evansville, Ind.
10/12/2002	San Antonio	L	76-93	Mississippi Coast Coliseum, Biloxi, Miss.
10/15/2002	at Orlando	L	90-103	TD Waterhouse Centre, Orlando, Fla.
10/17/2002	Washington	L	78-88	New Orleans Arena, New Orleans, La.
10/19/2002	Washington	W	99-92	Greensboro Coliseum, Greensboro, N.C.
10/22/2002	Atlanta	L	87-85	New Orleans Arena, New Orleans, La.
10/25/2002	at Atlanta	L	69-90	Philips Arena, Atlanta, Ga.

ALL-TIME PRESEASON RECORDS

Year-by-Year Preseason Records

YEAR	OVERALL	HOME	NBA ROAD	NEUTRAL*
2025-26	2-2	0-0	0-1	2-1
2024-25	1-2	1-0	0-2	0-0
2023-24	1-3	0-1	1-0	0-2
2022-23	4-1	1-0	2-1	1-0
2021-22	1-3	1-0	0-3	0-0
2020-21	2-0	1-0	1-0	0-0
2019-20	8-0	1-0	4-0	3-0
2018-19	0-5	0-1	0-3	0-1
2017-18	1-3	0-1	1-2	0-0
2016-17	1-5	0-1	0-2	1-2
2015-16	3-4	1-0	2-2	0-2
2014-15	5-2	2-0	0-1	3-1
2013-14	7-1	0-1	3-0	4-0
2012-13	4-4	1-1	1-3	2-0
2011-12	2-0	1-0	1-0	0-0
2010-11	1-7	1-1	0-5	0-1
2009-10	2-6	2-0	0-3	0-3
2008-09	7-0	2-0	1-0	4-0
2007-08	4-4	0-2	1-2	3-0
2006-07	2-5	1-1	1-2	0-2
2005-06	3-5	1-1	1-2	1-2
2004-05	3-5	2-0	0-4	1-1
2003-04	5-3	1-1	2-2	2-0
2002-03	2-6	0-2	0-3	2-1
TOTALS	**71-76**	**20-14**	**22-43**	**29-19**

*Denotes games played in non-NBA venue

RECORDS



RECORDS

TEAM HIGHS

Most Points

Season	9,473		2025-26
Game	156	vs. UTA	7-Apr-26
1st Half	80	vs. MIN	14-Nov-14
		vs. LAC	18-Jan-20
2nd Half	95	vs. UTA	7-Apr-26
1st Quarter	48	vs. IND	1-Mar-24
2nd Quarter	47	at WAS	13-Dec-23
3rd Quarter	50	vs. UTA	7-Apr-26
4th Quarter	45	vs. CHI	3-Mar-21
		vs. UTA	7-Apr-26
Overtime	28	at CHI	2-Dec-13

Most Field Goals Made

Season	3,581		2018-19
Game	61	vs. UTA	7-Apr-26
Half	36	vs. UTA (2nd)	7-Apr-26
Quarter	20	vs. IND (1st)	1-Mar-24
Overtime	10	at CHI (3OT)	2-Dec-13

Most Field Goals Attempted

Season	7,563		2018-19
Game	114	at PHX (2OT)	6-Feb-08
		at DAL (OT)	4-Mar-20
Game (reg)	107	vs. MIL	12-Mar-19
Half	59	vs. POR (1st)	11-Dec-25
Quarter	33	5 times; most recently:	
		at TOR (4th)	5-Mar-24
Overtime	26	at CHI (3OT)	2-Dec-13

Highest Field Goal Percentage

Season	.486	(3,484-7,165)	2023-24
Game	.667	vs. MIN	14-Nov-14
Half	.721	vs. MIN (1st)	14-Nov-14
Quarter	.909	vs. IND (1st)	1-Mar-24
Overtime	1.000	at HOU (4-4)	14-Jan-11
		vs. UTA (4-4)	16-Jan-20

Most Three-Point Field Goals Made

Season	1023		2023-24
Game	25	vs. CHA	17-Jan-24
Half	15	at MEM (1st)	20-Jan-20
Quarter	10	at GSW (2nd)	12-Apr-24
		vs. TOR (3rd)	5-Feb-24

Most Three-Point Field Goals Attempted

Season	2,839		2024-25
Game	51	at MIL	1-Jan-22
Half	29	vs. GSW (1st)	17-Nov-19
		vs. UTA (2nd)	17-Jan-25
Quarter	18	at PHX (1st)	6-Apr-18

Highest Three-Point Field Goal Percentage

Season	.389	(630-1,621)	2007-08
Game	.800	vs. SAS (12-15)	22-Jan-11
		at MIN (4-5)	11-Feb-06

Most Free Throws Made

Season	1,649		2005-06
			2025-26
Game	46	vs. TOR (46-60) (OT)	21-Mar-04
Game (reg)	42	vs. MIA (42-46)	10-Mar-04
Half	34	vs. TOR (34-42) (2nd)	21-Mar-04
Quarter	21	vs. TOR (21-28) (4th)	2-Jan-21

Most Free Throws Attempted

Season	2,176	2005-06	
Game	60	vs. TOR (46-60) (OT)	21-Mar-04
Game (reg)	47	vs. TOR (36-47)	2-Jan-21
		vs. WAS (37-47)	8-Mar-26
Half	42	vs. TOR (34-42) (2nd)	21-Mar-04
Quarter	28	vs. TOR (21-28) (4th)	2-Jan-21

Highest Free Throw Percentage

Season	.807	(1479-1833)	2008-09
Game	1.000	35 times; most recently:	
		at SAS (11-11)	15-Mar-25

Most Rebounds

Season	3,878		2018-19
Game	71	vs. MIL (2OT)	8-Feb-07
Game (reg)	70	vs. CLE	12-Mar-21
Half	41	vs. CLE (2nd)	12-Mar-21
Quarter	24	vs. MIA (4th)	10-Mar-04
Overtime	16	vs. MIL	8-Feb-07

Most Offensive Rebounds

Season	1,097		2002-03
Game	31	vs. MIL (2OT)	8-Feb-07
Game (reg)	26	vs.SEA	23-Feb-07
	26	vs. ORL	28-Oct-14
Half	17	3 times; most recently:	
		vs. ORL (1st)	28-Oct-14
Quarter	13	vs. ORL (2nd)	28-Oct-14

Most Defensive Rebounds

Season	2,969		2018-19
Game	52	vs. SAS	23-Feb-25
Half	30	vs. UTA	28-Feb-26
Quarter	18	vs. MIA (4th)	10-Mar-04

Most Assists

Season	2,216		2018-19
Game	41	vs. UTA	23-Jan-24
Half	24	vs. HOU (1st)	26-Jan-18
Quarter	16	vs. CHA (1st)	17-Jan-24
Overtime	6	at CHI (3OT)	2-Dec-13

Most Steals

Season	726		2025-26
Game	21	vs. IND	8-Jan-16
Half	13	at PHX (1st)	2-Nov-21
Quarter	9	3 times; most recently:	
		at ATL (1st)	20-Mar-22

Most Personal Fouls

Season	1,883		2004-05
Game	35	at SAC	3-Mar-14
Half	24	vs. MIN (2nd)	13-Jan-12
		vs. LAC (2nd)	20-Mar-16
Quarter	15	4 times; most recently:	
		vs. LAC (4th)	20-Mar-16

Most Turnovers

Season	1,228		2003-04
Game	33	at WAS	12-Dec-04
Half	19	at WAS (1st)	12-Dec-04
Quarter	12	at WAS (1st)	12-Dec-04
		at LAC (1st)	12-Nov-06

Most Blocked Shots

Season	523		2013-14
Game	18	vs. CHA	2-Nov-13
Half	10	5 times; most recently:	
		at MEM (1st)	18-Oct-17
Quarter	8	at MEM (1st)	18-Oct-17

RECORDS

TEAM LOWS

Fewest Points

Season	7,252	(88.4)	2004-05
Game (reg)	62	vs. PHI	7-Nov-12
Game (OT)	74	vs. TOR	15-Jan-04
1st Half	23	at PHI	12-Dec-10
2nd Half	16	at LAC	1-Mar-06
1st Quarter	9	at LAC	21-Dec-04
2nd Quarter	7	at CHA	7-Nov-08
3rd Quarter	7	vs. IND	22-Dec-12
4th Quarter	6	vs. SEA	4-Apr-07
		at HOU	26-Apr-12
Overtime	4	3 times; most recently	
		vs. CHI	29-Jan-10

Fewest Field Goals Made

Season	2,718		2004-05
Game	21	at WAS	12-Dec-04
Half	5	at LAC (2nd)	1-Mar-06
Quarter	1	3 times; most recently:	
		at HOU (4th)	26-Apr-12
Overtime	1	5 times; most recently:	
		at NYK	18-Apr-21

Fewest Field Goals Attempted

Season	6,366		2008-09
Game	59	vs. LAC	22-Mar-12

Lowest Field Goal Percentage

Season	.415	(2,718-6,556)	2004-05
Game	.289	vs. PHX	30-Dec-11
Half	.143	at PHI (1st)	12-Dec-10
Quarter	.048	at PHI (2nd)	12-Dec-10
Overtime	.143	at NYK	18-Apr-21

Fewest Three-Point Field Goals Made

Season	300		2005-06
Game	0	10 times; most recently:	
		vs. POR	16-Jan-12

Fewest Three-Point Field Goals Attempted

Season	885		2005-06
Game	3	vs. BOS	7-Dec-05
		vs. CHI	8-Feb-12

Lowest Three-Point Field Goal Percentage

Season	.315	(415-1,316)	2004-05
Game	.000	10 times; most without a make:	
		15 at SAC	1-Jan-12

Fewest Free Throws Made

Season	1,269		2012-13
Game	2	vs. PHX	17-Nov-04
Half	0	Several times; most recently:	
		at MIL	10-Apr-25

Fewest Free Throws Attempted

Season	1,636		2012-13
Game	2	vs. PHX	17-Nov-04

Lowest Free Throw Percentage

Season	.729	(1,229-1,687)	2019-20
		(1,369-1,878)	2020-21
Game	.333	vs. ATL (4-12)	1-Jan-13

Fewest Rebounds

Season	3,255		2008-09
Game	23	at UTA	27-Mar-06

Fewest Offensive Rebounds

Season	703		2016-17
Game	1	vs. POR	18-Nov-16

Fewest Defensive Rebounds

Season	2,281		2004-05
Game	16	vs. DAL	1-Dec-21

Fewest Assists

Season	1,519		2005-06
Game	4	at PHI	12-Dec-10

Fewest Steals

Season	520		2012-13
Game	0	vs. LAL	5-Feb-11

Fewest Personal Fouls

Season	1,490		2016-17
Game	8	vs. GSW	3-May-21

Fewest Turnovers

Season	974		2007-08
Game	4	at MIN	17-Nov-07
		at MIN	8-Feb-16

Fewest Blocked Shots

Season	300		2009-10
Game	0	34 times; most recently:	
		vs. BOS	27-Oct-25

RECORDS

OPPONENT TEAM HIGHS

Most Points

Season	9,842		2025-26
Game	153	vs. MIA	11-Apr-25
1st Half	87	at LAL	9-Feb-24
2nd Half	82	at DEN	17-Nov-17
		vs. MIA	11-Apr-25
1st Quarter	49	at SAC	6-Aug-20
		vs. OKC	17-Nov-25
2nd Quarter	51	at LAL	9-Feb-24
3rd Quarter	55	at MEM	9-Apr-22
4th Quarter	43	5 times; most recently:	
		vs. MIA	11-Apr-25
Overtime	29	at GSW	23-Nov-04

Most Field Goals Made

Season	3,589		2025-26
Game	58	vs. MIA	11-Apr-25
Half	34	at MIA (2nd)	11-Apr-25
Quarter	20	at MEM (3rd)	9-Apr-22

Most Field Goals Attempted

Season	7,610		2018-19
Game	114	at BKN (2OT)	10-Feb-18
Game (reg)	109	at SAC	7-Apr-19
Half	59	vs. DEN (1st)	24-Jan-20
Quarter	33	3 times; most recently:	
		at MIA (2nd)	4-Jan-26

Highest Field Goal Percentage

Season	.483	(3,250-6,730)	2009-10
		(3,585-7,419)	2024-25
Game	.687	vs. DAL	1-Dec-21
Half	.744	at DEN (2nd)	17-Nov-17
Quarter	.857	vs. CHI (3rd)	8-Nov-03

Most Three-Point Field Goals Made

Season	1,199		2024-25
Game	29	at BOS	10-Apr-26
Half	17	at BOS (1st)	10-Apr-26
Quarter	11	6 times; most recently:	
		at ATL (3rd)	6-Apr-21

Most Three-Point Field Goals Attempted

Season	3,323		2025-26
Game	61	at HOU (24-61)	16-Dec-16
Half	32	at OKC (2nd)	10-Feb-256
		at LAL (1st)	4-Mar-25
Quarter	20	at OKC (4th)	10-Feb-25

Highest Three-Point Field Goal Percentage

Season	.380	(762-2,190)	2020-21
Game	1.000	vs. DEN (3-3)	6-Apr-05

Most Free Throws Made

Season	1,644		2004-05
Game	39	at DAL	11-Jan-14
Half	25	vs. GSW (2nd)	19-Jan-13
		at HOU (2nd)	19-Mar-23
Quarter	18	3 times; most recently:	
		vs. SAS	9-Aug-20

Most Free Throws Attempted

Season	2,176		2013-14
Game	49	at LAL	26-Mar-06
Half	31	at CLE (2nd)	20-Feb-13
		at SAC (2nd)	23-Dec-13
Quarter	25	at HOU (4th)	12-Apr-15

Highest Free Throw Percentage

Season	.790	(1,197-1,516)	2020-21
Game	1.000	23 times; most recently:	
		at MEM (8-8)	24-Jan-25

Most Rebounds

Season	3,963		2016-17
Game	65	at LAL	22-Dec-04
		at ORL	20-Mar-19
Half	37	3 times; most recently:	
		vs. PHX (1st)	27-Dec-25
Quarter	24	at OKC (2nd)	4-Dec-16
Overtime	15	vs. MEM	5-Dec-16

Most Offensive Rebounds

Season	1,040		2025-26
Game	25	vs. HOU	18-Dec-25
Half	18	vs. PHX (1st)	27-Dec-25
Quarter	12	at DET (4th)	17-Jan-09

Most Defensive Rebounds

Season	3,091		2016-17
Game	50	at PHI	9-Feb-18
Half	31	at LAL (2nd)	7-Dec-23
Quarter	18	vs. DET (1st)	17-Mar-25

Most Assists

Season	2,349		2024-25
Game	41	3 times; most recently:	
		at MEM	9-Apr-22
Half	24	vs. CHA	11-Mar-22
		at MEM	9-Apr-22
Quarter	16	at MEM (3rd)	9-Apr-22

Most Steals

Season	739		2024-25
Game	20	at WAS	12-Dec-04
Half	13	at MIA (1st)	4-Jan-26
Quarter	9	at MIA (2nd)	4-Jan-26

Most Personal Fouls

Season	1,910		2005-06
Game	33	3 times; most recently:	
		vs. PHX	16-Mar-19
Half	21	4 times; most recently:	
		vs. CLE (2nd)	9-Jan-19
Quarter	14	vs. UTA (4th)	28-Mar-14
		at WAS (2nd)	19-Dec-17

Most Turnovers

Season	1,282		2003-04
Game	30	at NJN	10-Dec-04
Half	19	vs. ATL (2nd)	29-Oct-03
Quarter	13	vs. ATL (3rd)	29-Oct-03

Most Blocked Shots

Season	504		2013-14
Game	19	at MEM	10-May-21
Half	11	at IND	23-Dec-14
		at DAL (1st)	4-Mar-20
Quarter	7	4 times; most recently:	
		at LAL	3-Mar-26

RECORDS

OPPONENT TEAM LOWS

Fewest Points

Season	7,526		2002-03
Game	59	at ATL	21-Jan-11
1st Half	26	vs. POR	13-Feb-13
2nd Half	24	at HOU	19-Jan-12
1st Quarter	10	at SAS	18-Mar-22
		at DET	24-Mar-24
2nd Quarter	9	vs. BOS	19-Mar-07
3rd Quarter	7	at HOU	29-Dec-02
4th Quarter	7	at HOU	19-Jan-12
		at OKC	31-Dec-20
Overtime	2	vs. NYK	31-Mar-07

Fewest Field Goals Made

Season	2,843		2003-04
Game	23	3 times; most recently:	
		vs. POR	14-Mar-17

Fewest Field Goals Attempted

Season	6,286		2005-06
Game	60	vs. NJN	12-Mar-06

Lowest Field Goal Percentage

Season	.438	(2,857-6,518)	2002-03
Game	.291	at ATL (23-79)	21-Jan-11

Fewest Three-Point Field Goals Made

Season	338		2002-03
Game	0	5 times; most recently:	
		vs. CHA	12-Mar-12

Fewest Three-Point Field Goals Attempted

Season	1,001		2002-03
Game	3	4 times; most recently:	
		at LAC	16-Apr-05

Lowest Three-Point Field Goal Percentage

Season	.317	(259-777)	2011-12
Game	.000	5 times; most without a make:	
		12 vs. CHA	12-Mar-12

Fewest Free Throws Made

Season	1,217		2007-08
Game	2	vs. CLE	13-Mar-24

Fewest Free Throws Attempted

Season	1,579		2007-08
Game	3	vs. CLE	13-Mar-24

Lowest Free Throw Percentage

Season	.750	(1,407-1,877)	2003-04
Game	.176	vs. DET (3-17)	1-Mar-17

Fewest Rebounds

Season	3,226		2012-13
Game	22	vs. MEM	31-Mar-06

Fewest Offensive Rebounds

Season	730		2015-16
Game	1	vs. SAS	26-Dec-14

Fewest Defensive Rebounds

Season	2,368		2002-03
Game	17	5 times; most recently:	
		at SAC	7-Jan-24

Fewest Assists

Season	1,584		2005-06
Game	8	vs. LAC	14-Dec-05
		vs. TOR	14-Feb-22

Fewest Personal Fouls

Season	1,471		2024-25
Game	6	at MIA	16-Nov-19

Fewest Steals

Season	470		2007-08
Game	0	3 times; most recently:	
		at MIN	8-Feb-16

Fewest Turnovers

Season	1,003		2014-15
Game	4	3 times; most recently:	
		at POR	2-Dec-17

Fewest Blocked Shots

Season	290		2008-09
Game	0	30 times; most recently:	
		vs. SAS	8-Dec-25

RECORDS

INDIVIDUAL HIGHS

Points

Season	2,110	Anthony Davis	(28.1)	2017-18
Game	59	Anthony Davis	at DET	21-Feb-16
Half	33	3 Times; most recently:		
		Zion Williamson	vs. MIN (2nd)	28-Dec-22
Quarter	24	Anthony Davis	at OKC (1st)	26-Feb-17
		Trey Murphy III	at DEN (3rd)	3-Feb-25
Overtime	12	Janero Pargo	at PHX (2OT)	6-Feb-08

Most Field Goals Made

Season	780	Anthony Davis		2017-18
Game	24	Anthony Davis	at DET	21-Feb-16
Half	13	Anthony Davis	at DAL (1st)	25-Feb-17
Quarter	10	Marcus Thornton	at CLE (2nd)	23-Feb-10

Most Field Goals Attempted

Season	1,586	Jamal Mashburn		2002-03
Game	35	Anthony Davis	at BKN (OT)	10-Feb-18
Half	22	Anthony Davis	vs. DEN (1st)	26-Oct-16
		Anthony Davis	at DAL (1st)	25-Feb-17
Quarter	15	Anthony Davis	vs. HOU (1st)	26-Jan-18

Highest Field Goal Percentage (min. 250 attempts/season; 10 attempts/game)

Season	.672	Jaxson Hayes	(174-259)	2019-20
Game	1.000	4 times; most recently:		
		Derrick Favors	vs. LAC	18-Jan-20

Most Consecutive Field Goals Made

Season	22	Derrick Favors		16-Jan-20 (First 9) 18-Jan-20 (Next 10) 22-Jan-20 (Final 3)
Game	13	Zion Williamson	at SAC	17-Jan-21

Most 3-Point Field Goals Made

Season	239	CJ McCollum		2023-24
Game	12	Trey Murphy III	at MIL	4-Feb-26
Half	8	Trey Murphy III	at MIL (2nd)	4-Feb-26
Quarter	6	Brandon Ingram	vs. TOR (3rd)	5-Feb-24

Most 3-Point Field Goals Attempted

Season	582	Baron Davis	(187-582)	2003-04
Game	19	Trey Murphy III	at MIL	4-Feb-26
Half	11	4 times; most recently:		
		Jordan Poole	vs. UTA (2nd)	7-Apr-26
Quarter	8	4 Times; most recently:		
		Jordan Poole	vs. UTA (3rd)	7-Apr-26

Highest 3-Point Field Goal Percentage (min. 200 attempts/season; 5 attempts/game)

Season	.453	JJ Redick	(180-397)	2019-20
Game	1.000	8 times; most recently:		
		Bryce McGowens (5)	vs. POR	11-Dec-25

Most Consecutive 3-Point Field Goals Made

Season	9	Morris Peterson	11-Nov-07 through 14-Nov-07

Most Consecutive Games With 3-Point Field Goal

62 games	Peja Stojakovic	16-Jan-08 through 10-Dec-08

Most Free Throws Made

Season	519	Anthony Davis		2016-17
Game	21	Anthony Davis	vs. PHX	26-Feb-18
Half	14	Anthony Davis	vs. PHX (2nd)	26-Feb-18
Quarter	12	Anthony Davis	vs. CLE (3rd)	9-Jan-19

Most Free Throw Attempts

Season	647	Anthony Davis		2016-17
Game	26	Anthony Davis	vs. PHX	26-Feb-18
Half	17	Anthony Davis	vs. PHX (2nd)	26-Feb-18
Quarter	13	Anthony Davis	vs. CLE (3rd)	9-Jan-19

Highest Free Throw Percentage (min. 100 attempts/season; 10 attempts/game)

Season	.940	Brian Roberts	(125-133)	2013-14
Game	1.000	Several times; most made without a miss:		
		DeMarcus Cousins (15) at OKC		26-Feb-17

Most Consecutive Free Throws Made

Season	52	Trey Murphy III 27-Dec-24 through 17-Jan-25

Most Rebounds

Season	928	Tyson Chandler	(11.7)	2007-08
Game	26	Anthony Davis	at BKN	2-Jan-19
Half	17	Tyson Chandler	vs. SEA (1st)	16-Jan-08
		Al-Farouq Aminu	at DAL (1st)	17-Apr-13
		Anthony Davis	at BKN (2nd)	2-Jan-19
Quarter	14	Al-Farouq Aminu	at DAL (1st)	17-Apr-13

Most Offensive Rebounds

Season	322	Tyson Chandler		2007-08
Game	12	Tyson Chandler	at MEM	13-Feb-07
		Tyson Chandler	at POR	17-Dec-07
		Emeka Okafor	vs. TOR	17-Jan-11
Half	8	Tyson Chandler	vs. LAL (2nd)	14-Mar-08
		Willy Hernangómez	at HOU (1st)	5-Dec-21
Quarter	6	Several times; most recently:		
		Jonas Valančiūnas	vs. UTA (2nd)	23-Oct-22

Most Defensive Rebounds

Season	712	Anthony Davis		2016-17
Game	21	Anthony Davis	at BKN	2-Jan-19
Half	13	Tyson Chandler	vs. SEA (1st)	16-Jan-08
		Nikola Mirotić	at SAS (1st)	3-Nov-18
		Anthony Davis	at BKN (2nd)	2-Jan-19
Quarter	9	Al-Farouq Aminu	at DAL (1st)	17-Apr-13
		Anthony Davis	at BKN (4th)	2-Jan-19

Most Assists

Season	925	Chris Paul	11.6 apg	2007-08
Game	25	Rajon Rondo	vs. BKN	27-Dec-17
Half	14	Chris Paul	at LAL	6-Nov-07
		Rajon Rondo	vs. BKN (2nd)	27-Dec-17
Quarter	10	Rajon Rondo	vs. BKN (4th)	27-Dec-17

Most Steals

Season	217	Chris Paul	2.71 spg	2007-08
Game	9	Chris Paul	at DAL	20-Feb-08
Half	7	Chris Paul	vs. DAL (1st)	20-Feb-08
Quarter	6	Bonzi Wells	vs. BOS (4th)	22-Mar-08

Most Personal Fouls

Season	278	Jamaal Magloire	2003-04

Most Disqualifications

Season	6	Jamaal Magloire	2003-04

Most Turnovers

Season	247	Greivis Vasquez	(3.2)	2012-13
Game	10	Darren Collison	vs. BOS	10-Feb-10
Half	7	DeMarcus Cousins	at TOR (1st)	9-Nov-17
		Jrue Holiday	at DET (2nd)	9-Dec-18
Quarter	6	DeMarcus Cousins	at TOR (2nd)	9-Nov-17

Most Blocked Shots

Season	200	Anthony Davis	(2.9)	2014-15
Game	10	Anthony Davis	vs. UTA	11-Mar-18
Half	7	Anthony Davis	vs. MEM (2nd)	1-Dec-15
Quarter	6	Anthony Davis	vs. LAC (3rd)	26-Mar-14

Most Minutes Played

Season	3,321	Jamal Mashburn	(42.6)	2002-03
Game (reg)	48	Several times; most recently:		
		Darren Collison	at LAC	15-Mar-10
Game (total)	57	Ryan Anderson	at CHI (3OT)	2-Dec-13

RECORDS

OPPONENT INDIVIDUAL HIGHS

Most Points

Game	58	Devin Booker	at PHX	17-Dec-22
Half	38	Stephen Curry	vs. GSW (3rd)	31-Oct-15
Quarter	28	Stephen Curry	vs. GSW (3rd)	31-Oct-15

Most Field Goals Made

Game	21	Devin Booker	at PHX	17-Dec-22
Half	14	Devin Booker	vs. PHX	1-Apr-24
Quarter	10	Jamal Crawford	at CHI (4th)	6-Dec-03
		Stephen Curry	vs. GSW (3rd)	31-Oct-15

Most Field Goals Attempted

Game	37	Bradley Beal	vs. WAS	27-Jan-21
Half	22	Damian Lillard	vs. POR (2nd)	27-Mar-18
		Devin Booker	at PHX (2nd)	17-Dec-22
Quarter	15	LeBron James	vs. CLE (4th)	4-Dec-15

Highest Field Goal Percentage (min. 10 FGA)

Game	1.000	Brandon Clarke (10-10)	at MEM	9-Apr-22

Most Three-Point Field Goals Made

Game	13	Stephen Curry	at GSW	7-Nov-16
Half	7	10 times; most recently:	NEED NEW LETTERS FOR...	
		Vít Krejčí	vs. ATL (2nd)	22-Nov-25
Quarter	7	Stephen Curry	at GSW (3rd)	16-Jan-19
		Moses Moody	vs. GSW (1st)	16-Nov-25

Most Three-Point Field Goals Attempted

Game	20	Stephen Curry	vs. GSW	4-May-21
Half	12	James Harden	at HOU (2nd)	29-Jan-19
Quarter	10	T. Luwawu-Cabarrot	at BKN (4th)	7-Apr-21

Most Free Throws Made

Game	18	Damian Lillard	vs. POR	16-Mar-21
		Joel Embiid	at PHI	25-Jan-22
Half	13	3 times; most recently;		
		Trae Young	at ATL (2nd)	5-Nov-22
Quarter	11	3 times; most recently:		
		Trae Young	at ATL (3rd)	5-Nov-22

Most Free Throw Attempts

Game	22	Giannis Antetokounmpo	vs. MIL	19-Dec-22
Half	17	Giannis Antetokounmpo	vs. MIL (2nd)	19-Dec-22
Quarter	13	Giannis Antetokounmpo	vs. MIL (4th)	19-Dec-22

Most Rebounds

Game	28	Domantas Sabonis	vs. SAC	13-Feb-25
Half	17	Karl-Anthony Towns	at NYK (1st)	1-Dec-24
Quarter	13	Domantas Sabonis	vs. SAC (4th)	13-Feb-25

Most Offensive Rebounds

Game	13	Domantas Sabonis	vs. SAC (4th)	13-Feb-25
Half	8	3 times; most recently:		
		Mark Williams	vs. PHX	27-Dec-25
Quarter	7	Donatas Motiejūnas	vs. HOU (2nd)	16-Apr-14
		Rudy Gobert	at MIN (2nd)	6-Feb-26

Most Defensive Rebounds

Game	22	Tim Duncan	at SAS (OT)	23-Dec-02
Game (reg)	20	DeMarcus Cousins	at SAC	3-Apr-15
		DeAndre Jordan	vs. LAC	28-Dec-16
Half	15	Karl-Anthony Towns	at NYK (1st)	1-Dec-25
Quarter	10	Samuel Dalembert	at PHI (1st)	11-Jan-10
		Luka Dončić	vs. DAL (3rd)	3-Dec-19

Most Assists

Game	20	Chris Paul	at LAC	10-Dec-16
Half	14	James Harden	at HOU (1st)	11-Dec-17
Quarter	10	Chris Paul	at LAC (3rd)	10-Dec-16

Most Steals

Game	8	Chris Paul	at LAC	22-Apr-12
Half	6	Chris Paul	at LAC (2nd)	22-Apr-12
Quarter	5	Andre Miller	vs. DEN (1st)	23-Jan-04
		Chris Paul	at LAC (4th)	22-Apr-12

Most Turnovers

Game	10	4 times; most recently:		
		Stehpon Castle	vs. SAS	24-Oct-25
Half	9	LeBron James	vs. CLE (2nd)	28-Mar-05
Quarter	6	4 times; most recently:		
		Luka Dončić	at DAL (3rd)	14-Nov-23

Most Blocked Shots

Game	11	Roy Hibbert	at IND (OT)	21-Nov-12
Game (reg)	9	Marcus Camby	vs. DEN	13-Apr-07
	9	Andrew Bogut	vs. GSW	7-Apr-15
Half	7	Andrew Bogut	vs. GSW (1st)	7-Apr-15
		Roy Hibbert	at IND (1st)	23-Dec-14
Quarter	6	Anthony Randolph	vs. GSW (1st)	23-Dec-09

Most Minutes Played

Game (reg)	48	Several times; most recently:		
		Bez Mbeng	vs. UTA	7-Apr-26
Game (total)	56	Luol Deng	at CHI (3OT)	2-Dec-13

RECORDS

MISCELLANEOUS RECORDS

FRANCHISE – TEAM ALL-TIME TOP PERFORMANCES

Most Points

156	vs. Utah	7-Apr-26
153	vs. Utah	23-Jan-24
149	vs. Sacramento	19-Oct-18
146	at San Antonio	17-Dec-23
144	at Memphis	16-Feb-21
143	vs. Chicago	24-Nov-25
	vs. Portland	11-Dec-25
142	at Washington	13-Dec-23
	vs. Minnesota (OT)	2-Dec-25
141	at Golden State	10-Jan-24
140	vs. San Antonio	19-Nov-18
	vs. Cleveland	9-Jan-19
	at Golden State	16-Jan-19
	at Minnesota (OT)	1-May-21
	vs. Sacramento (OT)	13-Feb-25

Fewest Points

62	vs. Philadelphia	7-Nov-12
65	at Boston	12-Mar-03
66	vs. Utah	8-Apr-08
	at Houston	13-Apr-09
67	Done four times	
68	Done five times	

FG Percentage

.667	vs. Minnesota (56-84)	14-Nov-14
.654	vs. LA Clippers (53-81)	14-Mar-21
.638	at Houston (51-80)	14-Apr-10
.622	at Golden State (46-74)	26-Jan-11
.615	at Memphis (56-91)	16-Feb-21
.610	vs. Miami (47-77)	11-Jan-08
	at Sacramento (50-82)	7-Jan-24
.605	vs. Philadelphia (52-86)	16-Nov-13

OPPONENTS – TEAM ALL-TIME TOP PERFORMANCES

Most Points

153	vs. Miami	11-Apr-25
149	vs. Minnesota	2-Dec-25
147	at Golden State	16-Jan-19
146	at Denver	17-Nov-17
	at Houston	8-Mar-25
144	at Minnesota	13-Apr-16
	at Denver	5-Feb-25
	at Boston	10-Apr-26
143	vs. Brooklyn	20-Jan-17
	at Dallas	12-Feb-21
142	vs. Charlotte	11-Mar-22

Fewest Points

59	at Atlanta	21-Jan-11
63	vs. Portland	13-Feb-13
67	vs. Sacramento	1-Nov-05
	vs. Orlando	27-Jan-12
	at Charlotte	16-Apr-12
69	vs. Houston	19-Mar-08
	at Miami	11-Feb-03
71	Done three times	

FG Percentage

.687	vs. Dallas (57-83)	1-Dec-21
.651	at Minnesota (56-86)	13-Apr-16
.629	vs. San Antonio (44-70)	23-Dec-06
	at Denver (56-89)	17-Nov-17
.609	vs. Miami (42-69)	29-Mar-13
	at Milwaukee (56-92)	4-Feb-26
.607	at San Antonio (51-84)	6-Apr-12
.606	vs. Memphis (43-71)	1-Feb-16
.605	vs. Golden State (49-81)	10-Apr-22
.603	at Memphis (41-68)	10-Apr-11

FRANCHISE – INDIVIDUAL ALL-TIME TOP PERFORMANCES

Points

59	Anthony Davis	at Detroit	21-Feb-16
53	Anthony Davis	vs. Phoenix	26-Feb-18
50	Jamal Mashburn	vs. Memphis (OT)	21-Feb-03
	Anthony Davis	vs. Denver	26-Oct-16
	CJ McCollum	vs. Washington	3-Jan-25
49	Brandon Ingram	vs. Utah (OT)	16-Jan-20
48	Anthony Davis	at New York (OT)	14-Jan-18
	Anthony Davis	vs. Dallas	28-Dec-18
46	Anthony Davis	at Charlotte (OT)	11-Mar-17
	Anthony Davis	at LA Clippers	14-Jan-19
45	6 times; most recently: CJ McCollum	vs. Utah	20-Jan-25

Most Rebounds

26	Anthony Davis	at Brooklyn	2-Jan-19
24	DeMarcus Cousins	vs. San Antonio (OT)	3-Mar-17
23	Tyson Chandler	at Memphis	13-Feb-07
	DeMarcus Cousins	vs. Chicago (2OT)	22-Jan-18
	DeMarcus Cousins	at Sacramento	26-Oct-17
	Jonas Valančiūnas	at Minnesota	25-Oct-21
22	Tyson Chandler	vs. Milwaukee (2OT)	8-Feb-07
	Tyson Chandler	vs. L.A. Lakers	23-Mar-07
	Tyson Chandler	vs. Detroit	5-Dec-07
	Tyson Chandler	at Golden State	4-Jan-08
	Anthony Davis	vs. Miami	23-Dec-16
	DeMarcus Cousins	vs. Denver	6-Dec-17
	Derik Queen	at Minnesota	12-Apr-26

Assists

25	Rajon Rondo	vs. Brooklyn	27-Dec-17
21	Chris Paul	at L.A. Lakers	6-Nov-07
	Elfrid Payton	at Indiana	25-Nov-24
20	Chris Paul	at Cleveland	26-Mar-08
	Chris Paul	vs. Milwaukee	27-Feb-09
	Darren Collison	vs. Golden State	8-Mar-10
19	Chris Paul	at Sacramento	1-Feb-08
	Chris Paul	vs. Denver	18-Dec-09
	Chris Paul	vs. Miami	5-Nov-10
18	Chris Paul	vs. Chicago	1-Dec-06
	Chris Paul	vs. Atlanta	5-Mar-08
	Chris Paul	vs. Toronto	6-Nov-09
	Chris Paul	vs. New Jersey	8-Jan-10
	Darren Collison	at Memphis (OT)	30-Jan-10
	Brian Roberts	vs. Denver	25-Mar-13
	Rajon Rondo	vs. Philadelphia	10-Dec-17

OPPONENTS – INDIVIDUAL ALL-TIME TOP PERFORMANCES

Points

58	Devin Booker	at Phoenix	17-Dec-22
54	Damon Stoudamire	vs. Portland	14-Jan-05
53	Stephen Curry	vs. Golden State	31-Oct-16
52	Devin Booker	vs. Phoenix	19-Jan-24
	Devin Booker	vs. Phoenix	1-Apr-24
50	Kobe Bryant	vs. L.A. Lakers	23-Mar-07
	Damian Lillard	at Portland	16-Mar-21
	Giannis Antetokounmpo	at Milwaukee	29-Jan-23
49	Kyrie Irving	vs. Cleveland	23-Jan-17
	Luka Dončić	vs. Dallas	17-Feb-22

Rebounds

28	Domantas Sabonis	vs. Sacramento	13-Feb-25
27	Karl-Anthony Towns	at Minnesota	12-Jan-19
25	DeAndre Jordan	vs. LA Clippers	28-Dec-16
23	Tim Duncan	at San Antonio	23-Dec-02
	Nikola Vucevic	vs. Orlando	28-Oct-14
22	Pau Gasol	vs. L.A. Lakers	29-Mar-10
	Andre Drummond	vs. Detroit	21-Jan-16
21	Marcus Camby	at Denver	4-Nov-07
	Tyson Chandler	at Chicago	24-Mar-06
	Kevin Garnett	at Minnesota	11-Feb-06
	Chris Mihm	at L.A. Lakers	22-Dec-04
	Ben Wallace	at Detroit	15-Jan-10
	Tyson Chandler	at Phoenix (OT)	11-Dec-16
	Andre Drummond	at Detroit	12-Feb-18
	Steven Adams	at Memphis	31-Dec-22
	Rudy Gobert	at Minnesota	8-Nov-23

Assists

20	Chris Paul	at LA Clippers	10-Dec-16
19	John Wall	vs. Washington	29-Jan-17
	Chris Paul	vs. Phoenix	19-Feb-21
18	Chris Paul	at Phoenix	2-Nov-21
	Nikola Jokić	vs. Denver	17-Nov-23
17	Tony Parker	vs. San Antonio	23-Jan-12
	Baron Davis	at LA Clippers	15-Mar-10
	James Harden	at Houston	11-Dec-17
	James Harden	at Houston	24-Mar-17
	Davion Mitchell	at Sacramento	5-Apr-22

BACK TO TABLE OF CONTENTS

MISCELLANEOUS RECORDS

	LeBron James	vs. Los Angeles Lakers	14-Apr-24
	James Harden	vs. LA Clippers	11-Mar-25
	Vince Williams	vs. Memphis	26-Nov-25
16	9 times; most recently:		
	Trae Young	vs. Atlanta	7-Feb-23

ROOKIE HIGHS

Most Points

Season	1,258	Chris Paul	(16.1)	2005-06
Game	40	Jeremiah Fears	vs. UTA	7-Apr-26

Most Field Goals Made

Season	437	Jeremiah Fears		2025-26
Game	17	Jeremiah Fears	vs. UTA	7-Apr-26

Most Field Goals Attempted

Season	1,006	Jeremiah Fears		2025-26
Game	29	Jeremiah Fears	vs. UTA	7-Apr-26
		Jeremiah Fears	at BOS	10-Apr-26

Highest Field Goal Percentage

Season	.672	Jaxson Hayes	(174-259)	2019-20 (min. 250 attempts)

Most Three-Point Field Goals Made

Season	117	Marcus Thornton	(117-313)	2009-10
Game	7	Trey Murphy III	vs. CHA (7-12)	11-Mar-22
		Jordan Hawkins	at DEN (7-14)	6-Nov-23

Most Three-Point Field Goals Attempted

Season	313	Marcus Thornton	(117-313)	2009-10
Game	14	Jordan Hawkins	at DEN (7-14)	6-Nov-23

Highest Three-Point Field Goal Percentage

Season	.386	Brian Roberts	(59-153)	2012-13 (min. 150 attempts)

Most Free Throws Made

Season	394	Chris Paul		2005-06
Game	14	Chris Paul	(14-17) at NYK	21-Jan-06
		Jerome Dyson	(14-16) at MEM	18-Apr-12

Most Free Throws Attempted

Season	465	Chris Paul		2005-06
Game	19	Zion Williamson	(13-19) at LAL	25-Feb-20

Highest Free Throw Percentage

Season	.851	Darren Collison	(148-174)	2009-10 (min. 150 attempts)

Most Rebounds

Season	601	Yves Missi		2024-25
Game	22	Derik Queen	at MIN	12-Apr-26

Most Assists

Season	611	Chris Paul	(7.8)	2005-06
Game	20	Darren Collison	vs. GSW	8-Mar-10

Most Blocked Shots

Season	112	Anthony Davis	(1.8)	2012-13
Game	5	7 times; most recently:		
		Derik Queen	at CHI	31-Dec-25

Most Steals

Season	175	Chris Paul	(2.24)	2005-06
Game	7	Chris Paul	vs. UTA	22-Feb-06
		Jeremiah Fears	vs. LAL	14-Nov-25

Most Minutes Played

Season	2,808	Chris Paul	(36.0)	2005-06
Game	48	Chris Paul	at TOR (2OT)	2-Apr-06
		Darren Collison	at LAC	15-Mar-10

MARGINS / LEADS / HIGHEST SCORE

Biggest Victories

MARGIN	OPPONENT	SCORE	DATE
48	vs. Minnesota	139-91	14-Nov-14
45	vs. Golden State	128-93	21-Nov-22
41	at Atlanta	100-59	21-Jan-11
	at Toronto	139-98	5-Mar-24
38	vs. Toronto	138-100	5-Feb-24
37	vs. Philadelphia	135-98	16-Nov-13
36	4 times; most recently:		
	at Golden State	141-105	10-Jan-24

Biggest Defeats

MARGIN	OPPONENT	SCORE	DATE
-49	vs. Miami	104-153	11-Apr-25
-46	at Dallas	84-130	7-Dec-19
	vs. Detroit	81-127	17-Mar-25
-45	at Oklahoma City	74-119	27-Feb-13
-44	at Los Angeles Lakers	89-133	7-Dec-23
-41	at Golden State	85-126	5-Nov-21
	at Dallas	91-132	19-Nov-24
	at Minnesota	93-134	21-Mar-25
-37	at Phoenix	78-115	17-Apr-06
-36	at Memphis	74-110	8-Apr-15
	at Sacramento	71-107	19-Dec-04
	at Oklahoma City	101-137	10-Feb-25

Biggest Leads That Got Away

MARGIN	OPPONENT	SCORE	DATE
27	at Portland	91-92	10-Nov-06
25	at Cleveland	100-104	23-Feb-04
	vs. Los Angeles Lakers	102-108	6-Mar-13
24	at Phoenix	114-118	17-Dec-22
	vs. Memphis	113-115	19-Dec-23
22	vs. Indiana	75-81	22-Dec-12
	at Charlotte	95-102	2-Feb-26
21	at Golden State	121-131	17-Mar-10
	vs. Golden State	115-125	4-Dec-17
	vs. LA Clippers	103-112	28-Jan-18
20	7 times most recently:		
	at Sacramento	118-123	8-Feb-25

Biggest Comebacks

MARGIN	OPPONENT	SCORE	DATE
-25	vs. Utah	123-119	20-Jan-25
	vs. Houston	133-128	18-Dec-25
-24	vs. Boston	120-115	21-Feb-21
-23	vs. Sacramento	94-91	15-Dec-10
	vs. Cleveland	108-104	28-Dec-21
	vs. L.A. Lakers	116-108	27-Mar-22
-22	vs. Brooklyn	109-104 (OT)	24-Mar-14
	at Oklahoma City	110-106	1-Nov-23
-21	Three times; most recently:		
	at Charlotte	98-95	29-Dec-12
-20	vs. LA Clippers	94-81	19-Nov-21
-19	8 times; most recently:		
	vs. San Antonio	109-103	25-Feb-25

Highest Scoring Games–Both Teams Combined

PTS	FINAL SCORE	SITE	DATE
293	New Orleans 156, Utah 137	vs. Utah	7-Apr-26
291	New Orleans 142, Minnesota 149 (OT)	vs. Minnesota	2-Dec-25
287	New Orleans 140, Golden State 147	at Golden State	16-Jan-19
278	New Orleans 149, Sacramento 129	at New Orleans	19-Oct-18
	New Orleans 137, Milwaukee 1411 (OT)	at Milwaukee	4-Feb-26
277	New Orleans 153, Utah 124	at NewOrleans	23-Jan-24
276	New Orleans 140, Minnesota 136 (OT)	at Minnesota	1-May-21
274	New Orleans 136, Phoenix 138 (OT)	at New Orleans	16-Mar-19
273	New Orleans 134, Minnesota 139	at New Orleans	3-Mar-20
	New Orleans 130, Dallas 143	at Dallas	12-Feb-21
	New Orleans 136, Dallas 137	at New Orleans	29-Jan-25
	New Orleans 140, Sacramento 133	at Ne Orleans	13-Feb-25
	New Orleans 143, Chicago 130	vs. Chiciago	24-Nov-25
271	New Orleans 132, Phoenix 139 (OT)	at New Orleans	5-Dec-19

BACK TO TABLE OF CONTENTS

RECORDS

MISCELLANEOUS RECORDS

Lowest Scoring Games–Both Teams Combined

PTS	FINAL SCORE	SITE	DATE
139	New Orleans 62, Philadelphia 77	at New Orleans	7-Nov-12
142	New Orleans 75, Charlotte 67	at Charlotte16-Apr-12	143
New Orleans 67, Denver 76		at Denver	29-Nov-04
	New Orleans 66, Utah 77	at New Orleans	8-Apr-08
144	New Orleans 71, Charlotte 73	at New Orleans	12-Mar-12

TOP SCORING PERFORMANCES
New Orleans Top Scoring Games Off The Bench

Pts	Player	Opponent	Minutes	Date
38	Jose Alvarado	vs. Denver	27	4-Dec-22
37	Marcus Thornton	at Cleveland	31	23-Feb-10
34	Trey Murphy III	at Toronto	29	5-Mar-24
	Antonio Reeves	at Cleveland	40	20-Nov-24
32	Ryan Anderson	vs. Charlotte	29	15-Jan-16
	Ryan Anderson	at Cleveland	34	10-Nov-14
	Jrue Holiday	vs. Houston	36	25-Jan-16
	Trey Murphy III	vs. Charlotte	28	11-Mar-22
31	Ryan Anderson	at Detroit	31	11-Feb-13
	Ryan Anderson	at New York	36	1-Dec-13
	Willie Green	vs. Phoenix	31	8-Apr-11
	Julius Randle	at Chicago	31	6-Feb-19
	JJ Redick	vs. San Antonio	32	9-Aug-20

Opponents Top Scoring Games Off The Bench

Pts	Player	Opponent	Minutes	Date
35	Jason Terry	vs. Dallas	39	4-Nov-09
	Gary Trent Jr.	vs. Toronto	33	30-Nov-22
34	Ben Gordon	vs. Charlotte	35	9-Nov-12
	Jalen Rose	vs. Chicago	30	8-Nov-03
	Montrezl Harrell	at LA Clippers	28	24-Nov-19
33	Lance Stephenson	at Memphis	38	11-Mar-16
32	Will Barton	at Denver	36	20-Dec-15
	J.R. Smith	at Denver	33	27-Nov-08
	Lou Williams	vs. LA Clippers	31	18-Jan-20

New Orleans Top Scoring Months

Player	Month/Year	Games (Min. 10)	Points	Average
Anthony Davis	November 2016	15	465	31.0
Anthony Davis	March 2017	16	428	26.8
DeMarcus Cousins	December 2017	15	416	27.7
Anthony Davis	December 2018	14	414	29.6
Zion Williamson	February 2021	15	410	27.3

CONSECUTIVE GAMES RECORDS
Most Double-Figure Scoring Games

Season:	79	Jamal Mashburn, 2002-03
Career:	428	Anthony Davis
Consecutive:	128	Brandon Ingram, 4-Nov-19 to 20-Nov-21

Most 20-point Scoring Games

Season:	59	Anthony Davis (Twice); 2016-17/2017-18
Career:	302	Anthony Davis
Consecutive:	25	Zion Williamson, 6-Feb-21 to 6-Apr-21

Most 30-point Scoring Games

Season:	36	Anthony Davis, 2016-17
Career:	128	Anthony Davis
Consecutive:	5	Anthony Davis, 7-Jan-19 to 16-Jan-19

Most Double-Figure Rebound Games

Season:	56	Tyson Chandler, 2006-07
Career:	274	Anthony Davis
Consecutive:	21	Tyson Chandler, 26-Jan-07 to 9-Mar-07

Most Double-Doubles - Points/Rebounds

Season:	50	Anthony Davis, 2017-18 Jonas Valančiūnas, 2021-22
Career:	270	Anthony Davis
Consecutive:	15	Anthony Davis, 12-Dec-18 to 16-Jan-19

Most Double-Doubles - Points/Assists

Season:	56	Chris Paul, 2007-08
Career:	205	Chris Paul
Consecutive:	12	Chris Paul, 9-Apr-08 to 12-Nov-08

Most Double-Figure Assist Games

Season:	59	Chris Paul, 2007-08
Career:	228	Chris Paul
Consecutive:	12	Chris Paul, 9-Apr-08 to 12-Nov-08

Consecutive Games Played Streaks

Games	Player	Dates
175	Jamaal Magloire	30-Oct-02 through 26-Nov-04
136	Greivis Vasquez	26-Dec-11 through 22-Mar-13
131	Emeka Okafor	28-Oct-09 through 30-Jan-11
129	Rasual Butler	28-Nov-05 through 2-Mar-07
128	Jrue Holiday	11-Dec-16 through 18-Mar-18

Consecutive Games Started Streaks

Games	Player	Dates
175	Jamaal Magloire	30-Oct-03 through 26-Nov-04
131	Emeka Okafor	28-Oct-09 through 30-Jan-11
128	Jrue Holiday	11-Dec-16 through 18-Mar-18
115	Chris Paul	21-Nov-07 through 2-Feb-09
100	Jonas Valančiūnas	6-Mar-23 through 14-Apr-24

Triple-Doubles

Player	Opponent	Date	PTS	REB	AST	BLK
Derik Queen	at Washingon	9-Jan-26	14	16	12	2
Derik Queen	vs. San Antonio	8-Dec-25	33	10	10	3
Zion Williamson	vs. LA Clippers	11-Mar-25	22	10	12	1
Zion Williamson	at Phoenix	27-Feb-25	27	10	11	2
Dejounte Murray	at Washington	5-Jan-25	14	10	12	-
Brandon Ingram	vs. Charlotte	17-Jan-24	28	10	10	-
Brandon Ingram	at Denver	30-Mar-23	31	11	10	-
Brandon Ingram	vs. Chicago	23-Mar-23	30	11	10	-
Lonzo Ball	at Denver	28-Apr-21	16	12	12	2
Steven Adams	vs. Oklahoma City	6-Jan-21	10	11	10	-
Jrue Holiday	vs. Minnesota	3-Mar-20	27	10	12	-
Lonzo Ball	vs. Houston	29-Dec-19	27	10	10	-
Lonzo Ball	at Boston	11-Jan-20	10	13	10	1
Lonzo Ball	vs. LA Clippers	18-Jan-20	18	10	11	1
Elfrid Payton	at Dallas	18-Mar-19	19	10	11	-
Elfrid Payton	vs. Phoenix	16-Mar-19	16	12	16	-
Elfrid Payton	vs. Portland	15-Mar-19	14	12	16	-
Elfrid Payton	vs. Milwaukee	12-Mar-19	14	15	11	1
Elfrid Payton	at Atlanta	10-Mar-19	15	10	10	1
Julius Randle	vs. San Antonio	19-Nov-18	21	14	10	-
Elfrid Payton	at Houston	17-Oct-18	10	10	10	-
Jrue Holiday	vs. Portland	27-Mar-18	21	11	11	2
Anthony Davis	vs. Utah	11-Mar-18	25	11	3	10
Rajon Rondo	at Brooklyn (OT)	10-Feb-18	25	10	12	1
DeMarcus Cousins	vs. Houston	26-Jan-18	15	13	11	-
DeMarcus Cousins	vs. Chicago (2OT)	22-Jan-18	44	23	10	1
Rajon Rondo	at Houston	11-Dec-17	13	12	12	-
DeMarcus Cousins	vs. Cleveland	28-Oct-17	29	12	10	-
Tim Frazier	at Phoenix (OT)	11-Dec-16	14	11	11	1
Tyreke Evans	at Oklahoma City	6-Feb-15	22	10	16	-
Tyreke Evans	at LA Clippers	18-Dec-13	11	13	10	-
Greivis Vasquez	at Atlanta	8-Feb-13	21	11	12	-
Jarrett Jack	vs. Golden State	21-Mar-12	17	10	11	-
Darren Collison	vs. Indiana	19-Feb-10	18	13	12	-
Chris Paul	at Houston	29-Dec-09	16	11	10	-
Chris Paul	at Washington	11-Mar-09	30	10	13	-
Chris Paul	vs. Philadelphia	26-Jan-09	27	10	15	-
Chris Paul	at Dallas	14-Jan-09	33	10	11	-
Chris Paul	vs. Washington	30-Dec-08	15	10	16	-
Chris Paul	at LA Clippers	24-Nov-08	14	10	17	-
Chris Paul	vs. Oklahoma City	22-Nov-08	29	10	16	-
Chris Paul	vs. Golden State	6-Apr-08	16	10	13	-
Chris Paul	vs. Chicago	1-Dec-06	25	11	18	-
Chris Paul	vs. Golden State (OT)	5-Apr-06	17	11	16	-
Chris Paul	at Toronto (2OT)	2-Apr-06	24	12	12	-
Baron Davis	vs. Sacramento (OT)	8-Jan-05	26	10	17	-
Jamal Mashburn	vs. Atlanta	16-Apr-03	15	10	11	-
Jamal Mashburn	vs. Miami	26-Feb-03	18	13	13	-

BACK TO TABLE OF CONTENTS

RECORDS

MISCELLANEOUS RECORDS

20-Point/20-Rebound Performances

Derik Queen	at Minnesota	12-Apr-26	30 pts, 22 rbs
Jonas Valančiūnas	at Minnesota	25-Oct-21	22 pts, 23 rbs
Derrick Favors	vs. LA Clippers	14-Nov-20	20 pts, 20 rbs
Anthony Davis	at Brooklyn	2-Jan-19	34 pts, 26 rbs
Anthony Davis	at L.A. Lakers	21-Dec-18	30 pts, 20 rbs
Anthony Davis	at Toronto	12-Nov-18	25 pts, 20 rbs
DeMarcus Cousins	vs. Chicago (2OT)	22-Jan-18	44 pts, 23 rbs
DeMarcus Cousins	vs. Dallas	29-Dec-17	32 pts, 20 rbs
DeMarcus Cousins	vs. Denver	6-Dec-17	40 pts, 22 rbs
DeMarcus Cousins	at Dallas	3-Nov-17	20 pts, 22 rbs
DeMarcus Cousins	at Sacramento	26-Oct-17	41 pts, 23 rbs
Anthony Davis	at Charlotte (OT)	11-Mar-17	46 pts, 21 rbs
Anthony Davis	vs. Miami	23-Dec-16	28 pts, 22 rbs
Anthony Davis	at Detroit	21-Feb-16	59 pts, 20 rbs
Anthony Davis	vs. Boston	16-Mar-14	40 pts, 21 rebs
Tyson Chandler	at Golden State	4-Jan-08	22 pts, 22 rebs
Tyson Chandler	vs. L.A. Lakers	23-Mar-07	22 pts, 22 rebs
Jamaal Magloire	at Toronto	7-Mar-04	23 pts, 21 rebs

Year-By-Year Comparisons

Year-By-Year	02-03	03-04	04-05	05-06	06-07	07-08	08-09	09-10	10-11	11-12	12-13	13-14	14-15	15-16	16-17
Record	47-35	41-41	18-64	38-44	39-43	56-26	49-33	37-45	46-36	21-45	27-55	34-48	45-37	30-52	34-48
Home Record	29-12	25-16	11-30	24-17	24-17	30-11	28-13	24-17	28-13	11-22	16-25	22-19	28-13	21-20	21-20
Away Record	18-23	16-25	7-34	14-27	15-26	26-15	21-20	13-28	18-23	10-23	11-30	12-29	17-24	9-32	13-28
vs. Eastern Conference	32-22	30-24	8-22	13-17	16-14	22-8	19-11	11-19	19-11	7-11	12-18	19-11	16-14	10-20	14-16
vs. Western Conference	15-13	11-17	10-42	25-27	23-29	34-18	30-22	26-26	27-25	14-34	15-37	15-37	29-23	20-32	20-32
Overtime	5-4	3-3	2-6	2-1	7-0	4-0	1-2	3-3	4-2	1-2	1-3	5-0	0-3	1-3	3-5
Average Points	93.9	91.8	88.4	92.8	95.5	100.9	95.8	100.2	94.9	89.6	94.1	99.7	99.4	102.7	104.6
Average Rebounds	43.6	42.8	40.2	40.2	43.1	41.8	39.7	40.3	47.7	41.1	41.6	41.7	43.5	42.6	43.7
Average Assists	22.0	20.9	21.0	18.5	18.7	21.8	19.6	22.3	20.6	20.7	21.0	21.3	22.0	22.2	22.8
Average Steals	8.0	8.6	6.7	7.5	6.4	7.8	7.2	7.6	7.6	7.4	6.3	7.9	6.74	7.7	7.8
Average Turnovers	14.8	15.0	14.8	13.4	14.5	11.9	12.5	13.5	13.0	15.5	14.5	13.8	13.3	13.4	12.9
Average Blocks	4.8	4.2	3.8	3.8	4.2	3.9	4.1	3.6	4.4	4.8	5.4	6.4	6.2	4.2	5.5
Field Goal Percentage	.435	.420	.415	.440	.445	.466	.457	.464	.459	.451	.448	.459	.457	.448	.450
Free Throw Percentage	.768	.751	.766	.758	.740	.769	.807	.778	.765	.757	.776	.769	.751	.776	.750
Three Point Percentage	.376	.319	.315	.339	.362	.389	.364	.363	.360	.333	.363	.373	.370	.360	.350
Bench Scoring	22.5	23.5	30.7	30.3	27.8	24.4	22.7	29.5	30.2	30.4	34.9	34.7	31.9	37.4	37.1
Games decided by 3 pts. or less	7-7	9-5	6-11	7-5	9-7	8-4	8-1	6-3	8-6	4-9	7-5	7-10	10-4	5-5	6-6
Games Decided by 10+ pts.	19-12	18-17	2-30	14-28	14-21	37-15	23-17	5-24	16-17	7-19	10-24	10-21	19-12	10-23	17-22

Year-By-Year Comparisons (contd.)

Year-By-Year	17-18	18-19	19-20	20-21	21-22	22-23	23-24	24-25	25-26
Record	48-34	33-49	30-42	31-41	36-46	42-40	49-33	21-61	26-56
Home Record	24-17	19-22	15-21	18-18	19-22	27-14	21-19	14-27	17-24
Away Record	24-17	14-27	15-21	13-23	17-24	15-26	28-14	7-34	9-32
vs. Eastern Conference	21-9	10-20	12-12	13-17	11-19	13-17	19-11	8-23	9-22
vs. Western Conference	27-25	23-29	18-30	18-24	25-27	29-23	30-22	13-38	17-34
Overtime	7-2	1-2	2-4	2-4	1-2	3-4	0-1	2-1	1-4
Average Points	111.7	115.4	115.8	114.6	109.3	114.4	115.1	109.8	115.5
Average Rebounds	44.3	55.4	46.5	47.4	45.2	43.7	44.0	43.6	43.9
Average Assists	26.8	27.0	26.8	26.0	25.0	25.9	27.0	25.8	25.1
Average Steals	8.0	7.4	7.5	7.6	8.3	8.3	8.3	8.5	8.9
Average Turnovers	14.9	14.8	16.4	14.6	14.1	14.0	12.4	14.6	14.2
Average Blocks	5.9	5.4	5.0	4.4	4.0	4.1	4.6	5.2	5.2
Field Goal Percentage	.483	.473	.465	.477	.457	.480	.486	.452	.466
Free Throw Percentage	.772	.761	.729	.729	.789	.793	.771	.754	.784
Three Point Percentage	.362	.344	.370	.348	.332	.364	.383	.347	.347
Bench Scoring	27.9	33.3	38.5	32.5	33.6	31.8	32.0	33.2	37.3
Games decided by 3 pts. or less	7-3	4-6	2-6	2-11	4-3	4-6	1-7	3-8	2-5
Games Decided by 10+ pts.	16-14	17-31	18-15	13-21	15-20	25-20	32-18	6-38	15-25

BACK TO TABLE OF CONTENTS

RECORDS

MISCELLANEOUS RECORDS

Franchise Record When...

Year-By-Year	02-03	03-04	04-05	05-06	06-07	07-08	08-09	09-10	10-11	11-12	12-13	13-14	14-15	15-16	16-17
Equal or outrebound opp.	38-18	23-15	12-26	26-14	26-25	36-12	34-12	23-10	28-14	15-21	21-31	22-25	32-17	21-13	19-7
Outrebound and outshoot opp.	26-5	18-0	6-5	17-3	13-7	28-1	25-3	13-2	21-2	14-6	14-4	19-4	27-2	13-2	15-0
Bench outscores opp. bench	20-16	15-16	12-34	25-24	20-18	29-6	20-8	13-23	30-17	8-21	20-28	16-29	24-15	23-26	22-18
Lead at halftime	31-9	26-12	10-8	27-12	26-8	42-7	34-9	20-9	30-14	13-18	15-23	22-18	32-11	19-16	23-13
Tied at halftime	1-0	1-0	2-3	5-1	4-5	2-0	4-0	3-0	4-2	2-1	2-4	2-4	2-4	1-1	1-1
Trail at halftime	15-26	14-29	6-53	6-31	9-30	12-19	11-24	14-36	12-20	6-26	12-38	10-26	11-22	10-35	10-34
Lead or tied after third	40-7	33-7	16-9	27-8	30-12	48-4	41-5	24-6	40-11	17-12	15-17	26-12	39-8	24-7	26-5
Trail after third	7-28	8-34	2-55	11-36	9-31	8-22	8-28	13-39	6-25	4-33	12-38	8-36	6-29	5-45	8-43
Shoot 50 percent or better	10-0	6-0	2-1	7-2	7-4	20-1	13-4	15-7	15-3	8-8	10-6	15-5	20-1	11-2	10-2
Shoot below 50 percent	37-35	35-41	16-63	31-42	32-39	36-25	36-29	22-38	31-33	13-37	17-48	19-43	25-36	19-50	23-45
Shoot equal or better than opp.	33-7	29-3	13-15	27-5	26-10	40-4	34-6	25-8	35-6	21-13	20-10	29-9	37-9	20-11	28-6
Outshot by opponent	14-28	12-38	5-49	11-39	13-33	16-22	15-27	12-37	11-30	0-32	7-44	5-39	7-28	9-41	6-42
Opp. shoots 50 percent or better	2-8	2-16	0-21	2-14	4-14	12-9	8-9	8-26	5-19	0-12	1-23	4-19	3-16	4-16	1-14
Opp. shoots below 50 percent	45-27	39-25	18-43	36-30	35-29	44-17	41-24	29-19	41-17	21-33	27-31	30-29	42-21	26-36	33-34
Score 100 or more points	23-3	14-5	4-5	19-7	21-11	42-3	28-5	23-16	18-5	4-5	12-12	27-13	34-10	29-16	31-24
Score less than 100 points	24-32	27-36	14-59	19-37	18-32	14-23	21-28	14-29	28-31	17-40	15-43	7-35	11-18	1-36	3-23
Opp. scores 100 or more points	4-10	2-14	4-23	6-23	9-25	14-14	7-18	13-37	7-22	0-16	2-35	15-36	15-22	18-42	16-37
Opp. scores under 100 points	43-25	39-27	14-59	32-21	30-18	42-12	42-15	14-29	39-14	21-29	25-20	19-12	30-15	12-10	16-11
Grab 50 or more rebounds	11-6	11-3	2-1	3-2	10-1	7-1	3-1	5-3	4-1	4-3	1-3	7-3	8-4	5-7	11-3
Grab 40 or more rebounds	37-23	32-24	14-30	29-16	32-25	36-16	27-14	26-17	29-15	14-20	22-31	22-28	31-24	23-30	30-32
Grab less than 40 rebounds	10-12	9-17	4-34	9-28	7-18	20-10	22-19	11-28	17-21	7-25	5-23	12-20	11-9	6-19	3-16
Shoot more free throws than opp.	25-12	24-16	11-16	27-18	26-19	34-12	8-5	23-10	23-13	9-17	16-22	14-16	26-20	14-20	22-20
Shoot equal or fewer free throws	22-23	17-25	7-48	11-26	13-24	22-14	41-28	14-35	19-23	12-28	11-33	20-32	19-17	16-32	12-28
Commit more turnovers than opp.	22-23	18-24	8-34	14-22	19-24	13-17	13-17	16-16	12-15	9-31	11-33	7-23	25-26	11-26	7-22
Commit equal or fewer turnovers	25-12	23-17	10-30	24-22	20-19	43-9	36-16	21-29	34-21	12-14	16-22	27-25	20-11	19-26	27-26

Franchise Record When... (contd.)

Year-By-Year	17-18	18-19	19-20	20-21	21-22	22-23	23-24	24-25	25-26
Equal or outrebound opp.	35-10	28-31	26-18	28-31	30-25	35-6	37-11	8-43	19-15
Outrebound and outshoot opp.	29-5	26-15	21-3	24-9	18-1	29-5	33-5	3-35	15-2
Bench outscores opp. bench	13-11	9-18	19-15	12-19	18-21	14-18	23-12	12-20	14-26
Lead at halftime	33-14	20-13	20-6	19-11	24-8	31-13	45-11	10-17	17-16
Tied at halftime	2-1	2-2	2-1	3-1	1-1	2-1	0-2	1-4	1-1
Trail at halftime	13-19	11-34	8-35	8-30	11-37	9-26	4-20	10-40	8-39
Lead or tied after third	39-8	28-7	25-11	25-11	30-7	35-8	49-11	15-5	21-15
Trail after third	9-26	5-42	5-31	5-31	6-39	7-32	0-22	6-56	5-41
Shoot 50 percent or better	30-7	19-3	11-7	18-8	16-5	23-6	29-10	5-11	14-8
Shoot below 50 percent	18-27	14-42	19-30	11-34	20-41	19-33	20-23	16-50	12-48
Shoot equal or better than opp.	46-8	25-14	25-12	26-15	24-7	36-12	45-8	14-10	22-11
Outshot by opponent	2-20	8-35	5-30	4-27	11-39	6-28	4-24	7-50	4-45
Opp. shoots 50 percent or better	2-11	3-12	3-17	3-19	6-26	9-15	4-17	5-33	5-27
Opp. shoots below 50 percent	46-23	27-37	23-22	26-23	30-20	33-24	45-16	16-27	21-29
Score 100 or more points	45-22	33-41	30-39	28-26	34-32	42-33	46-27	20-45	26-50
Score less than 100 points	3-12	0-8	0-3	1-6	2-14	0-7	3-6	1-16	0-7
Opp. scores 100 or more points	36-32	28-47	26-42	24-42	20-44	33-39	38-33	16-61	22-56
Opp. scores under 100 points	12-2	5-2	4-0	6-0	16-2	9-1	11-0	5-0	4-0
Grab 50 or more rebounds	15-4	16-12	14-7	18-12	13-7	13-5	13-2	7-5	12-5
Grab 40 or more rebounds	43-19	33-45	29-36	29-30	29-37	35-25	40-20	20-39	23-42
Grab less than 40 rebounds	4-13	0-4	1-6	0-9	7-9	7-15	9-13	1-21	3-14
Shoot more free throws than opp.	27-16	18-15	13-15	26-24	22-22	26-14	30-16	11-31	15-31
Shoot equal or fewer free throws	21-17	15-34	17-27	5-17	14-24	16-26	19-17	10-30	11-25
Commit more turnovers than opp.	23-22	18-31	21-24	15-25	13-23	20-19	15-14	7-32	11-24
Commit equal or fewer turnovers	25-12	15-18	9-18	15-17	23-23	21-21	34-19	14-29	15-32

RECORDS

MISCELLANEOUS RECORDS

Franchise Record by Month

	OCT.	NOV.	DEC.	JAN.	FEB.	MAR.	APR.
2002-03	1-0	10-5	7-10	6-8	9-4	8-6	6-2
2003-04	2-0	9-6	9-6	6-9	6-6	5-11	4-3
2004-05	-	1-12	1-14	6-10	3-9	5-9	2-10
2005-06	-	7-7	5-10	10-5	9-4	3-11	4-7
2006-07	-	8-7	4-11	7-8	9-4	5-10	6-3
2007-08	1-0	10-6	9-5	12-2	7-5	11-4	6-4
2008-09	2-0	7-6	10-3	9-7	7-6	11-5	3-6
2009-10	1-1	6-9	7-6	12-5	5-8	4-12	2-4
2010-11	3-0	9-5	7-9	12-4	4-8	8-6	3-4
2011-12	-	-	2-1	2-16	4-10	5-12	8-6
2012-13	0-1	4-9	3-13	8-8	5-8	6-9	1-7
2013-14	0-1	7-7	7-7	5-11	4-9	9-7	2-6
2014-15	1-0	6-8	9-8	9-6	6-5	8-7	6-3
2015-16	0-3	4-10	6-9	8-6	5-7	5-12	2-5
2016-17	0-3	7-3	7-9	5-9	4-7	10-6	1-5
2017-18	3-4	8-6	7-8	9-5	8-3	8-6	5-1
2018-19	4-3	7-9	6-9	6-8	4-7	5-10	1-3
2019-20	1-4	5-9	5-10	9-6	6-4	2-3	-
2020-21	-	-	3-2	4-9	7-8	7-6	7-10
2021-22	1-6	5-11	7-5	5-10	7-4	8-7	3-3
2022-23	4-2	9-6	10-5	3-13	4-6	9-6	3-2
2023-24	2-1	8-8	9-5	8-7	8-4	10-4	4-4
2024-25	2-3	2-13	1-12	7-9	4-7	5-10	0-7
2025-26	0-5	3-13	5-9	5-11	6-4	6-9	1-5
Totals	**28-37**	**142-181**	**146-186**	**173-192**	**141-147**	**163-189**	**80-110**

*July/August 2020: 2-6

*May 2021: 3-6

Franchise Record by Day of The Week

	SUN	MON	TUE	WED	THU	FRI	SAT
2002-03	4-5	4-5	4-5	14-6	1-1	15-5	5-8
2003-04	1-3	1-8	4-8	16-3	2-4	8-7	9-8
2004-05	0-10	2-10	2-7	4-18	0-0	6-10	4-9
2005-06	3-4	5-8	2-7	12-10	0-2	7-7	9-6
2006-07	2-2	4-3	7-10	10-6	1-3	8-10	7-9
2007-08	6-2	5-6	5-1	17-7	0-0	13-7	10-3
2008-09	7-1	5-6	6-1	12-9	3-1	9-10	7-5
2009-10	3-7	7-7	2-3	12-11	1-1	7-10	5-6
2010-11	5-8	3-10	2-2	15-8	1-0	13-4	7-4
2011-12	1-4	4-10	1-2	6-11	2-5	4-6	3-7
2012-13	5-6	6-2	1-9	6-18	0-0	6-13	3-7
2013-14	4-4	6-7	2-6	7-14	0-0	11-8	4-9
2014-15	6-4	5-8	10-2	7-8	1-2	12-6	4-7
2015-16	5-2	3-8	2-8	6-11	4-5	6-8	4-10
2016-17	4-7	6-6	5-6	7-9	3-3	7-9	2-8
2017-18	6-3	7-4	5-4	12-6	2-2	8-9	8-6
2018-19	3-5	8-7	2-4	7-13	2-2	6-9	5-9
2019-20	5-6	4-5	3-7	3-4	5-5	6-7	4-8
2020-21	8-3	4-4	4-5	4-9	3-6	4-10	4-4
2021-22	5-7	4-7	6-6	4-8	6-2	10-6	1-10
2022-23	6-4	6-6	4-6	11-5	3-4	8-8	4-7
2023-24	6-3	5-6	7-3	11-4	6-2	10-8	4-7
2024-25	4-11	2-9	3-5	3-11	3-6	6-12	0-7
2025-26	3-10	4-6	3-7	4-10	5-3	4-13	3-7
Totals	**102-121**	**110-158**	**92-124**	**210-219**	**54-59**	**194-202**	**116-171**

Franchise Record by Division/Conference

	Atlantic	Central	SE	East	Midwest	Pacific	NW	SW	West
2002-03	15-11	17-11	-	32-22	7-7	8-6	-	-	15-13
2003-04	16-10	14-14	-	30-24	4-10	7-7	-	-	11-17
2004-05	2-8	3-7	3-7	8-22	-	4-14	4-14	2-14	10-42
2005-06	5-5	2-8	6-4	13-17	-	8-10	10-8	7-9	25-27
2006-07	5-5	5-5	6-4	16-14	-	8-10	9-9	6-10	23-29
2007-08	8-2	7-3	7-3	22-8	-	13-5	11-7	10-6	34-18
2008-09	6-4	7-3	6-4	19-11	-	11-7	10-8	9-7	30-22
2009-10	2-8	4-6	5-5	11-19	-	11-7	8-10	7-9	26-26
2010-11	4-6	6-4	9-1	19-11	-	9-9	9-9	9-7	27-25
2011-12	3-2	2-5	2-4	7-11	-	5-12	6-11	3-11	14-34
2012-13	3-7	5-5	4-6	12-18	-	5-13	5-13	5-11	15-37
2013-14	6-4	8-2	5-5	19-11	-	4-14	7-11	4-12	15-37
2014-15	6-4	5-5	5-5	16-14	-	11-7	10-8	8-8	29-23
2015-16	4-6	4-6	2-8	10-20	-	8-10	8-10	4-12	20-32
2016-17	5-5	4-6	5-5	14-16	-	7-11	7-11	6-10	20-32
2017-18	6-4	9-1	6-4	21-9	-	12-6	6-12	9-7	27-25
2018-19	3-7	5-5	2-8	10-20	-	8-10	7-11	8-8	23-29
2019-20	2-6	7-3	3-3	12-12	-	5-12	9-9	4-9	18-30
2020-21	5-5	5-5	3-7	13-17	-	7-8	5-10	6-6	18-24
2021-22	2-8	6-4	3-7	11-19	-	10-8	9-9	6-10	25-27
2022-23	4-6	5-5	4-6	13-17	-	9-9	9-9	11-5	29-23
2023-24	8-2	5-5	6-4	19-11	-	12-7	9-8	9-7	30-22
2024-25	2-8	3-8	3-7	8-23	-	4-13	6-12	3-13	13-38
2025-26	**3-7**	**3-8**	**3-7**	**9-22**	**--**	**5-13**	**5-12**	**7-9**	**17-34**
Totals	**125-140**	**141-134**	**98-114**	**364-388**	**11-17**	**191-228**	**169-221**	**143-200**	**514-666**

SE-Southeast
NW - Northwest
SW - Southwest

RECORDS

MISCELLANEOUS RECORDS

Games Played

2025-26	Jeremiah Fears	82
2024-25	Yves Missi	73
2023-24	Jonas Valančiūnas	82
2022-23	Murphy III/ Valančiūnas	79
2021-22	Herb Jones	78
2020-21	Eric Bledsoe	71
2019-20	Josh Hart	65
2018-19	Julius Randle	73
2017-18	Miller/Moore	82
2016-17	Solomon Hill	80
2015-16	Dante Cunningham	80
2014-15	Tyreke Evans	79
2013-14	Al-Farouq Aminu	80
2012-13	Robin Lopez	82
2011-12	Aminu/Belinelli/Vasquez	66
2010-11	Belinelli/Paul	80
2009-10	Emeka Okafor	82
2008-09	Rasual Butler	82
2007-08	Pargo/Paul	80
2006-07	Jannero Pargo	82
2005-06	Rasual Butler	79
2004-05	PJ Brown	82
2003-04	Jamaal Magloire	82
2002-03	Magloire/Mashburn	82

Total Points

2025-26	Trey Murphy III	1,420
2024-25	CJ McCollum	1,183
2023-24	Zion Williamson	1,601
2022-23	CJ McCollum	1,568
2021-22	Jonas Valančiūnas	1,314
2020-21	Zion Williamson	1,647
2019-20	Brandon Ingram	1,477
2018-19	Julius Randle	1,565
2017-18	Anthony Davis	2,101
2016-17	Anthony Davis	2,099
2015-16	Anthony Davis	1,481
2014-15	Anthony Davis	1,656
2013-14	Anthony Davis	1,394
2012-13	Ryan Anderson	1,309
2011-12	Marco Belinelli	780
2010-11	David West	1,322
2009-10	David West	1,541
2008-09	Chris Paul	1,781
2007-08	Chris Paul	1,684
2006-07	Chris Paul	1,104
2005-06	David West	1,262
2004-05	Lee Nailon	963
2003-04	Baron Davis	1,532
2002-03	Jamal Mashburn	1,772

Scoring Average (min. 30 games played)

2025-26	Trey Murphy III	21.5
2024-25	Zion Williamson	24.6
2023-24	Zion Williamson	22.9
2022-23	Brandon Ingram	24.7
2021-22	Brandon Ingram	22.7
2020-21	Zion Williamson	27.0
2019-20	Brandon Ingram	23.8
2018-19	Anthony Davis	25.9
2017-18	Anthony Davis	28.1
2016-17	Anthony Davis	28.0
2015-16	Anthony Davis	24.3
2014-15	Anthony Davis	24.4
2013-14	Anthony Davis	20.8
2012-13	Eric Gordon	17.0
2011-12	Jarrett Jack	15.6
2010-11	David West	18.9
2009-10	David West	19.0
2008-09	Chris Paul	22.8
2007-08	Chris Paul	21.1
2006-07	David West	18.3
2005-06	David West	17.1
2004-05	Lee Nailon	14.2
2003-04	Baron Davis	22.9
2002-03	Jamal Mashburn	21.6

Minutes Played

2025-26	trey Murphy III	2,341
2024-25	Yves Missi	1,956
2023-24	Herb Jones	2,321
2022-23	CJ McCollum	2,649
2021-22	Herb Jones	2,335
2020-21	Eric Bledsoe	2,111
2019-20	Jrue Holiday	2,117
2018-19	Jrue Holiday	2,402
2017-18	Anthony Davis	2,727
2016-17	Anthony Davis	2,708
2015-16	Anthony Davis	2,164
2014-15	Tyreke Evans	2,690
2013-14	Anthony Davis	2,358
2012-13	Greivis Vasquez	2,685
2011-12	Marco Belinelli	1,966
2010-11	Chris Paul	2,880
2009-10	David West	2,949
2008-09	Chris Paul	3,002
2007-08	Chris Paul	3,006
2006-07	Desmond Mason	2,575
2005-06	Chris Paul	2,808
2004-05	PJ Brown	2,817
2003-04	Jamaal Magloire	2,777
2002-03	Jamal Mashburn	3,321

Field Goals Made

2025-26	Trey Murphy III	494
2024-25	CJ McCollum	444
2023-24	Zion Williamson	624
2022-23	CJ McCollum	587
2021-22	Jonas Valančiūnas	510
2020-21	Zion Williamson	634
2019-20	Brandon Ingram	507
2018-19	Julius Randle	571
2017-18	Anthony Davis	780
2016-17	Anthony Davis	770
2015-16	Anthony Davis	560
2014-15	Anthony Davis	642
2013-14	Anthony Davis	522
2012-13	Ryan Anderson	472
2011-12	Marco Belinelli	286
2010-11	David West	528
2009-10	David West	619
2008-09	Chris Paul	631
2007-08	Chris Paul	630
2006-07	Desmond Mason	407
2005-06	David West	530
2004-05	Lee Nailon	415
2003-04	Baron Davis	554
2002-03	Jamal Mashburn	670

Field Goals Attempted

2025-26	Trey Murphy III	1,050
2024-25	CJ McCollum	1,000
2023-24	Zion Williamson	1,094
2022-23	CJ McCollum	1,344
2021-22	Brandon Ingram	983
2020-21	Brandon Ingram	1,101
2019-20	Brandon Ingram	1,096
2018-19	Jrue Holiday	1,159
2017-18	Anthony Davis	1,462
2016-17	Anthony Davis	1,526
2015-16	Anthony Davis	1,136
2014-15	Anthony Davis	1,199
2013-14	Anthony Davis	1,005
2012-13	Ryan Anderson	1,115
2011-12	Marco Belinelli	686
2010-11	David West	1,040
2009-10	David West	1,226
2008-09	David West	1,292
2007-08	David West	1,305
2006-07	Desmond Mason	900
2005-06	David West	1,036
2004-05	Lee Nailon	869
2003-04	Baron Davis	1,402
2002-03	Jamal Mashburn	1,586

MISCELLANEOUS RECORDS

Year-by-Year NBA Statistical Rankings

YEAR	PTS	DEF	FG%	FT%	REB	AST	STL	TO	BS
2002-03	19	5	23	11	8	11	13	T16	18
2003-04	17	11	27	17	9	14	9	17	24
2004-05	30	10	30	13	25	17	25	21	27
2005-06	25	12	26	10	22	26	7	4	24
2006-07	25	10	26	21	6	27	29	8	21
2007-08	9	5	8	11	16	13	8	3	28
2008-09	26	5	16	4	26	28	16	27	26
2009-10	17	21	13	7	25	8	9	9	30
2010-11	27	5	18	15	T24	T21	9	3	20
2011-12	29	8	13	15	24	16	21	27	21
2012-13	25	14	15	8	17	23	30	12	11
2013-14	18	T16	12	11	22	19	12	6	1
2014-15	16	19	10	17	16	11	25	6	1
2015-16	13	26	19	13	22	17	16	8	23
2016-17	T18	9	20	22	13	12	16	5	5
2017-18	3	13	2	15	10	3	8	22	3
2018-19	3	23	6	18	5	3	18	24	7
2019-20	5	21	13	29	T6	3	19	29	T13
2020-21	9	24	7	29	3	10	15	22	24
2021-22	21	13	23	10	11	13	7	T17	26
2022-23	15	8	11	10	12	11	2	21	23
2023-24	13	8	9	21	13	13	3	11	22
2024-25	25	29	24	27	20	19	8	19	10
2025-26	16	23	20	14	15	24	9	12	9

2002-2004 (29 teams in NBA), 2004-present (30 teams)

Field Goal Percentage (Minimum 250 FGA)

2025-26	Zion Williamson	(484-907)	.600
2024-25	Zion Williamson	(288-508)	.567
2023-24	Zion Williamson	(624-1,094)	.570
2022-23	Larry Nance Jr.	(186-305)	.610
2021-22	Jaxson Hayes	(245-398)	.616
2020-21	Jaxson Hayes	(175-280)	.625
2019-20	Jaxson Hayes	(174-259)	.672
2018-19	Cheick Diallo	(168-271)	.620
2017-18	Anthony Davis	(780-1,462)	.534
2016-17	Anthony Davis	(770-1,526)	.505
2015-16	Alonzo Gee	(132-255)	.518
2014-15	Alexis Ajinca	(181-329)	.550
2013-14	Anthony Davis	(522-1005)	.519
2012-13	Robin Lopez	(384-719)	.534
2011-12	Gustavo Ayon	(140-261)	.536
2010-11	Emeka Okafor	(300-524)	.573
2009-10	Emeka Okafor	(348-656)	.530
2008-09	Tyson Chandler	(160-283)	.565
2007-08	Tyson Chandler	(377-605)	.623
2006-07	Tyson Chandler	(292-468)	.624
2005-06	David West	(530-1036)	.512
2004-05	Chris Andersen	(191-358)	.534
2003-04	Robert Traylor	(145-287)	.505
2002-03	PJ Brown	(319-601)	.531

Free Throws Made

2025-26	Zion Williamson	333
2024-25	Trey Murphy III	204
2023-24	Zion Williamson	347
2022-23	Brandon Ingram	240
2021-22	Brandon Ingram	266
2020-21	Zion Williamson	369
2019-20	Brandon Ingram	313
2018-19	Julius Randle	356
2017-18	Anthony Davis	495
2016-17	Anthony Davis	519
2015-16	Anthony Davis	326
2014-15	Anthony Davis	371
2013-14	Anthony Davis	348
2012-13	Eric Gordon	187
2011-12	Carl Landry	147
2010-11	Chris Paul	337
2009-10	David West	296
2008-09	Chris Paul	455
2007-08	Chris Paul	332
2006-07	Chris Paul	292
2005-06	Chris Paul	394
2004-05	PJ Brown	210
2003-04	Jamaal Magloire	353
2002-03	Jamal Mashburn	313

Free Throws Attempted

2025-26	Zion Williamson	465
2024-25	Zion Williamson	241
2023-24	Zion Williamson	494
2022-23	Brandon Ingram	272
2021-22	Brandon Ingram	322
2020-21	Zion Williamson	529
2019-20	Brandon Ingram	368
2018-19	Julius Randle	487
2017-18	Anthony Davis	598
2016-17	Anthony Davis	647
2015-16	Anthony Davis	430
2014-15	Anthony Davis	461
2013-14	Anthony Davis	440
2012-13	Anthony Davis	225
2011-12	Carl Landry	184
2010-11	Chris Paul	384
2009-10	David West	342
2008-09	Chris Paul	524
2007-08	Chris Paul	390
2006-07	Chris Paul	357
2005-06	Chris Paul	465
2004-05	PJ Brown	243
2003-04	Jamaal Magloire	470
2002-03	Jamal Mashburn	369

RECORDS

MISCELLANEOUS RECORDS

CAREER LEADERS

Seasons

1.	David West	8
2.	Anthony Davis	7
	Jrue Holiday	7
3.	Brandon Ingram	6
	Chris Paul	6
	ZION WILLIAMSON	6

Games Played

1.	David West	530
2.	Anthony Davis	466
3.	Chris Paul	425
4.	Jrue Holiday	415
5.	TREY MURPHY III	317

Games Started

1.	Anthony Davis	461
2.	David West	438
3.	Chris Paul	425
4.	Jrue Holiday	364
5.	PJ Brown	309

Minutes Played

1.	David West	17,160
2.	Anthony Davis	16,108
3.	Chris Paul	15,761
4.	Jrue Holiday	13,913
5.	PJ Brown	10,559

Total Points

1.	Anthony Davis	11,059
2.	David West	8,690
3.	Chris Paul	7,936
4.	Jrue Holiday	7,321
5.	Brandon Ingram	7,017

Average Points

(min. 82 games)

1.	ZION WILLIAMSON	23.8
2.	Anthony Davis	23.7
3.	Brandon Ingram	23.0
4.	Jamal Mashburn	21.5
5.	CJ McCollum	21.1

Field Goals Made

1.	Anthony Davis	4,153
2.	David West	3,476
3.	Jrue Holiday	2,876
4.	Chris Paul	2,793
5.	Brandon Ingram	2,532

Field Goals Attempted

1.	Anthony Davis	8,030
2.	David West	7,091
3.	Jrue Holiday	6,225
4.	Chris Paul	5,929
5.	Brandon Ingram	5,365

Field Goal Percentage

(min. 1000 FGA)

1.	Jaxson Hayes	.622
2.	Tyson Chandler	.611
3.	ZION WILLIAMSON	.591
4.	Jonas Valančiūnas	.549
5.	Emeka Okafor	.544

3-Point Field Goals Made

1.	TREY MURPHY III	814
2.	CJ McCollum	692
3.	Jrue Holiday	628
4.	Brandon Ingram	560
5.	Peja Stojakovic	553

3-Point Field Goal Attempted

1.	TREY MURPHY III	2,131
2.	Jrue Holiday	1,817
3.	CJ McCollum	1,739
4.	Brandon Ingram	1,506
5.	Ryan Anderson	1,438

3-Point Field Goal Percentage

(min. 200 3PA)

1.	Luke Babbitt	.436
2.	JJ Redick	.430
3.	Quincy Pondexter	.416
4.	Peja Stojakovic	.404
5.	E'Twaun Moore	.404

Free Throws Made

1.	Anthony Davis	2,572
2.	Chris Paul	1,971
3.	David West	1,704
4.	ZION WILLIAMSON	1,498
5.	Brandon Ingram	1,393

Free Throws Attempted

1.	Anthony Davis	3,234
2.	Chris Paul	2,310
3.	ZION WILLIAMSON	2,155
4.	David West	2,030
5.	Brandon Ingram	1,644

Free Throw Percentage

(min. 125 FTA)

1.	Brian Roberts	.929
2.	JJ Redick	.905
3.	Peja Stojakovic	.899
4.	TREY MURPHY III	.878
5.	Ryan Anderson	.868

Offensive Rebounds

1.	Anthony Davis	1,208
2.	David West	1,110
3.	PJ Brown	928
4.	Tyson Chandler	805
5.	Jonas Valančiūnas	637

Defensive Rebounds

1.	Anthony Davis	3,698
2.	David West	2,743
3.	PJ Brown	1,747
4.	Jonas Valančiūnas	1,731
5.	Chris Paul	1,647

Total Rebounds

1.	Anthony Davis	4,906
2.	David West	3,853
3.	PJ Brown	2,675
4.	Jonas Valančiūnas	2,368
5.	Tyson Chandler	2,225

Average Rebounds

(min. 82 games)

1.	Tyson Chandler	11.3
2.	Anthony Davis	10.5
3.	Jonas Valančiūnas	10.1
4.	Jamaal Magloire	9.5
5.	Emeka Okafor/PJ Brown	8.5

Assists

1.	Chris Paul	4,228
2.	Jrue Holiday	2,833
3.	Brandon Ingram	1,580
4.	Tyreke Evans	1,139
5.	ZION WILLIAMSON	1,119

Average Assists

(min. 82 games)

1.	Chris Paul	9.9
2.	Greivis Vasquez	7.4
3.	Baron Davis	7.0
4.	Jrue Holiday	6.8
5.	Lonzo Ball	6.4

Steals

1.	Chris Paul	1,010
2.	Anthony Davis	639
3.	Jrue Holiday	638
4.	HERB JONES	463
5.	David West	396

Turnovers

1.	Jrue Holiday	1,164
2.	Chris Paul	1,065
3.	David West	931
4.	Brandon Ingram	874
5.	Anthony Davis	869

Blocked Shots

1.	Anthony Davis	1,121
2.	David West	435
3.	Emeka Okafor	305
4.	Tyson Chandler	269
5.	Jrue Holiday	267

RECORDS

MISCELLANEOUS RECORDS

Single Game

Most Points Scored By New Orleans In A Loss	142	at MIN (149) (OT)	2-Dec-25
Fewest Points Scored By New Orleans In A Victory	75	at SAC (71)	21-Nov-10
		at CHA (67)	16-Apr-12
Widest Margin In A New Orleans Victory	48	vs. MIN (139-91)	14-Nov-14
Widest Margin In A New Orleans Loss	49	vs. MIA (104-153)	11-Apr-25
Most Free Throws Missed	17	vs. PHX (25-42)	26-Dec-25
Most Players Scoring In Double Figures	9	vs. PHX	16-Mar-19
Fewest Players Scoring In Double Figures	1	Done five times; most recently:	
		at OKC	27-Feb-13
Most Players Scoring 20 Or More Points	4	Done 33 times; most recently:	
		vs. UTA	7-Apr-26

Single Season

Longest Winning Streak	10		9-Jan-11 thru 26-Jan-11
			10-Feb-18 thru 7-Mar-18
Longest Home Winning Streak	11		30-Oct-02 thru 6-Dec-02
			27-Feb-08 thru 6-Apr-08
Longest Road Winning Steak	8		19-Dec-07 thru 26-Jan-08
Longest Losing Streak	13		23-Nov-19 thru 17-Dec-19
Longest Home Losing Streak	10		16-Mar-05 thru 20-Apr-05
Longest Road Losing Streak	15		23-Nov-04 thru 7-Jan-05
			27-Oct-24 thru 1-Jan-25
Most Consecutive 100-point games	49		9-Dec-19 thru 13-Aug-20
Most 30+ Point Games	36	Anthony Davis	2016-17
Most 20+ Point Games	59	Anthony Davis	2016-17
		Anthony Davis	2017-18
Most 10+ Point Games	79	Jamal Mashburn	2002-03
Most 10+ Point And 10+ Rebound Games	50	Anthony Davis	2017-18
		Jonas Valančiūnas	2021-22
Most Consecutive 30+ Point Games	5	Anthony Davis	7-Jan-19 thru 16-Jan-19
Most Consecutive 20+ Point Games	25	Zion Williamson	6-Feb-21 thru 6-Apr-21
Most Consecutive 10+ Point Games	61	Brandon Ingram	23-Dec-20 thru 4-May-21
		Zion Williamson	23-Dec-20 thru 4-May-21
Most Times Led Or Shared Scoring Lead	61	Anthony Davis	2016-17

Career

Most Consecutive Games Played	175	Jamaal Magloire	30-Oct-02 thru 26-Nov-04
Most Consecutive Games Started	429	David West	1-Nov-05 thru 24-Mar-11
Most Consecutive 10+ Point Games	128	Brandon Ingram	4-Nov-19 thru 20-Nov-21

RECORDS

PLAYOFF RECORDS

2003 NBA Playoffs • First Round (2-4)

No.	Date	H/A	W/L	Opp	NOH/Opp	NOH Hi Scorer	NOH Hi Reb	Opp Hi Scorer	Opp Hi Reb	Attend
1	4/20	A	L	PHI	90-98	Mashburn 28	Brown 8	Iverson 55	Van Horn 10	19,711
2	4/23	A	L	PHI	85-90	Wesley 24	Magloire 7	Iverson 29	K. Thomas 16	20,229
3	4/26	H	W	PHI	99-85	Davis 28	Brown 12	Iverson 28	Van Horn 9	17,320
4	4/28	H	L	PHI	87-96	Davis 34	Brown 9	Iverson 22	K. Thomas 8	16,243
5	4/30	A	W	PHI	93-91	Mashburn 21	Magloire 12	Iverson 30	Thomas 14	19,403
6	5/2	H	L	PHI	103-107	Mashburn 36	Three with 8	Iverson 45	Van Horn 18	18,570

2004 NBA Playoffs • First Round (3-4)

No.	Date	H/A	W/L	Opp	NOH/Opp	NOH Hi Scorer	NOH Hi Reb	Opp Hi Scorer	Opp Hi Reb	Attend
1	4/18	A	L	MIA	79-81	Davis 17	Brown, Magloire 11	Wade 21	Odom 11	20,102
2	4/21	A	L	MIA	63-93	Davis 13	Magloire 10	E. Jones 19	Grant 11	20,189
3	4/24	H	W	MIA	77-71	Davis 21	Brown, Lynch 11	C. Butler 24	C. Butler 15	14,251
4	4/27	H	W	MIA	96-85	Davis 23	Brown, West 7	Odom 25	Grant 9	16,009
5	4/30	A	L	MIA	83-87	Davis 33	Brown 13	E. Jones 25	C. Butler 11	20,147
6	5/2	H	W	MIA	89-83	Brown,Lyn 16	Brown, Mag 9	Wade 27	Odom 11	17,297
7	5/4	A	L	MIA	77-85	Smith 25	Magloire 10	Butler 23	Three with 9	20,286

2008 NBA Playoffs • First Round (4-1)

No.	Date	H/A	W/L	Opp	NOH/Opp	NOH Hi Scorer	NOH Hi Reb	Opp Hi Scorer	Opp Hi Reb	Attend
1	4/19	H	W	DAL	104-92	Paul 35	Chandler 15	Nowitzki 31	Nowitzki 10	17,446
2	4/21	H	W	DAL	127-103	Paul 32	Chandler 11	Nowitzki 27	Bass 8	17,885
3	4/24	A	L	DAL	87-97	Pargo 30	Chandler 11	Nowitzki 21	Nowitzki 19	20,839
4	4/27	A	W	DAL	97-84	West 24	West 9	Nowitzki 22	Nowitzki 13	20,644
5	4/30	H	W	DAL	99-94	West 25	Chandler 14	Nowitzki22	Nowtizki 13	18,620

2008 NBA Playoffs • Second Round (3-4)

No.	Date	H/A	W/L	Opp	NOH/Opp	NOH Hi Scorer	NOH Hi Reb	Opp Hi Scorer	Opp Hi Reb	Attend
1	5/3	H	W	SAS	104-82	West 30	Chandler 15	Parker 23	Ginobili/Oberto 6	18,040
2	5/5	H	W	SAS	102-84	Paul 30	Chandler 11	Duncan 18	Duncan 8	17,927
3	5/8	A	L	SAS	99-110	Paul 35	West 12	Parker/Ginobili 31	Duncan 13	18,797
4	5/11	A	L	SAS	80-100	Paul 23	Paul/Armstrong 6	Duncan 22	Duncan 15	18,797
5	5/13	H	W	SAS	101-79	West 38	West 14	Ginobili 20	Duncan 23	18,246
6	5/15	A	L	SAS	80-99	Paul 21	Five with 6	Ginobili 25	Duncan 15	18,797
7	5/19	H	L	SAS	82-91	West 20	Chandler 15	Ginobili 26	Duncan 14	18,235

2009 NBA Playoffs • First Round (1-4)

No.	Date	H/A	W/L	Opp	NOH/Opp	NOH Hi Scorer	NOH Hi Reb	Opp Hi Scorer	Opp Hi Reb	Attend
1	4/19	A	L	DEN	84-113	Paul 21	West 6	Billups 36	Hilario 14	19,536
2	4/22	A	L	DEN	93-108	West 21	Chandler 11	Billups 31	Hilario 8	19,623
3	4/25	H	W	DEN	95-93	Paul 32	West 9	Anthony 25	Martin 10	17,489
4	4/27	H	L	DEN	63-121	West 14	Posey 7	Anthony 26	Andersen 8	17,236
5	4/29	A	L	DEN	86-107	West 24	West 9	Anthony 34	Hilario/Martin/Anderson 7	19,623

2011 NBA Playoffs • First Round (2-4)

No.	Date	H/A	W/L	Opp	NOH/Opp	NOH Hi Scorer	NOH Hi Reb	Opp Hi Scorer	Opp Hi Reb	Attend
1	4/17	A	W	LAL	109-100	Paul 33	Ariza/Paul 7	Bryant 34	World Peace 11	18,997
2	4/20	A	L	LAL	78-87	Ariza 22	Gray 8	Bynum 17	Bynum 11	18,997
3	4/22	H	L	LAL	86-100	Landry 23	Ariza 12	Bryant 30	Bynum 11	18,340
4	4/24	H	W	LAL	93-88	Paul 27	Paul 13	Bryant 17	Bynum 9	18,083
5	4/26	A	L	LAL	90-106	Ariza 22	Gray 6	Bryant 19	Bynum 10	18,997
6	4/28	H	L	LAL	80-98	Landry 19	Paul 8	Bryant 24	Bynum 12	17,949

2015 NBA Playoffs • First Round (0-4)

No.	Date	H/A	W/L	Opp	NOP/Opp	NOP Hi Scorer	NOP Hi Reb	Opp Hi Scorer	Opp Hi Reb	Attend
1	4/18	A	L	GSW	99-106	Davis 35	Asik/Pondexter 9	Curry 34	Bogut 14	19,596
2	4/20	A	L	GSW	87-97	Davis 26	Asik 13	Thompson 26	Bogut 14	19,596
3	4/23	H	L	GSW	119-123*	Davis 29	Davis 15	Curry 40	Green 17	18,444
4	4/25	H	L	GSW	98-109	Davis 36	Davis 11	Curry 39	Green 10	18,443

* overtime

2018 NBA Playoffs • First Round (4-0)

No.	Date	H/A	W/L	Opp	NOP/Opp	NOP Hi Scorer	NOP Hi Reb	Opp Hi Scorer	Opp Hi Reb	Attend
1	4/14	A	W	POR	97-95	Davis 35	Davis 14	McCollum 19	Nurkic 11	19,882
2	4/17	A	W	POR	111-102	Holiday 33	Davis 12	McCollum 22	Aminu 15	20,066
3	4/19	H	W	POR	119-102	Mirotic 30	Davis 11	McCollum 22	Aminu/Davis 8	18,551
4	4/21	H	W	POR	131-123	Davis 47	Mirotic 11	McCollum 38	Nurkic 11	18,544

RECORDS

PLAYOFF RECORDS

2018 NBA Playoffs • Second Round (1-4)

No.	Date	H/A	W/L	Opp	NOP/Opp	NOP Hi Scorer	NOP Hi Reb	Opp Hi Scorer	Opp Hi Reb	Attend
1	4/28	A	L	GSW	101-123	Davis 21	Davis 10	Thompson 27	Green 15	19,596
2	5/1	A	L	GSW	116-121	Davis 25	Davis 15	Durant 29	Green 12	19,596
3	5/4	H	W	GSW	119-100	Davis 33	Davis 18	Thompson 26	Green 12	18,551
4	5/6	H	L	GSW	118-92	Davis 26	Davis 12	Durant 38	Durant/Green 9	18,513
5	5/8	A	L	GSW	104-113	Davis 34	Davis 19	Curry 28	Green 14	19,596

2022 NBA Playoffs • First Round (2-4)

No.	Date	H/A	W/L	Opp	NOP/Opp	NOP Hi Scorer	NOP Hi Reb	Opp Hi Scorer	Opp Hi Reb	Attend
1	4/17	A	L	PHX	99-110	McCollum 25	Valančiūnas 25	Paul 30	Ayton 9	17,071
2	4/19	A	W	PHX	125-114	Ingram 37	Valančiūnas 13	Booker 31	Ayton 9	17,071
3	4/22	H	L	PHX	111-114	Ingram 34	Valančiūnas 11	Ayton/Paul 28	Ayton 17	18,962
4	4/24	H	W	PHX	118-103	Ingram 30	Valančiūnas 15	Ayton 23	Ayton 8	18,962
5	4/26	A	L	PHX	97-112	Ingram 22	Valančiūnas 14	Bridges 31	Ayton/Johnson 9	17,071
6	4/28	H	L	PHX	109-115	Ingram 21	Nance/Valančiūnas 8	Paul 33	Ayton 7	18,710

2024 NBA Playoffs • First Round (0-4)

No.	Date	H/A	W/L	Opp	NOP/Opp	NOP Hi Scorer	NOP Hi Reb	Opp Hi Scorer	Opp Hi Reb	Attend
1	4/21	A	L	OKC	92-94	Murphy III 21	Valančiūnas 20	Gilgeous-Alexander 28	Holmgren 11	18,203
2	4/24	A	L	OKC	92-124	Valančiūnas 19	Valančiūnas 13	Gilgeous-Alexander 33	Holmgren 7	18,203
3	4/27	H	L	OKC	85-106	Ingram 19	Nance Jr. 13	Gilgeous-Alexander 24	Jal. Williams 9	18,659
4	4/29	H	L	OKC	89-97	McCollum 20	Valančiūnas 13	Gilgeous-Alex./Williams 24	Gilgeous-Alexander 10	18,487

2003 First Round vs. Philadelphia 76ers

Player	G	GS	MIN	FG	FGA	PCT	3PM	3PA	PCT	FT	FTA	PCT	OFF	DEF	TOT	AST	PF	DQ	STL	TO	BLK	PTS	AVG
Mashburn	4	4	162	34	79	.430	6	15	.400	25	35	.714	0	14	14	21	4	0	4	10	1	99	24.8
Davis	5	5	194	37	83	.446	12	35	.343	16	22	.727	4	14	18	42	20	0	7	15	2	102	20.4
Wesley	6	6	185	29	72	.403	14	34	.412	7	7	1.00	1	6	7	13	23	1	5	15	1	79	13.2
Magloire	6	6	188	22	49	.449	0	0	---	25	33	.758	17	33	50	2	15	0	4	9	6	69	11.5
Brown	6	6	193	21	44	.477	0	0	---	19	25	.760	20	26	46	6	22	0	7	5	3	61	10.2
Lynch	6	3	163	18	42	.429	5	18	.278	1	4	.250	10	27	37	10	14	0	6	8	5	42	7.0
Moiso	4	0	60	10	16	.625	0	0	---	3	4	.750	8	8	16	5	9	0	0	4	7	23	5.8
Augmon	4	0	69	5	15	.333	0	0	---	7	8	.875	1	9	10	3	8	0	3	3	0	17	4.3
Pack	4	0	42	6	13	.462	0	0	---	3	3	1.00	0	1	1	4	9	0	0	1	0	15	3.8
Alexander	5	0	39	7	16	.438	1	1	1.00	3	4	.750	2	2	4	1	6	0	2	1	0	18	3.6
Traylor	6	0	94	10	22	.455	0	0	---	1	4	.250	11	19	30	4	17	0	3	6	5	21	3.5
Anderson	5	0	51	4	12	.333	0	0	---	3	3	1.00	0	2	2	9	6	0	3	4	0	11	2.2
NOH	**6**	**--**	**1440**	**203**	**463**	**.438**	**38**	**103**	**.369**	**113**	**152**	**.743**	**74**	**161**	**235**	**120**	**153**	**1**	**44**	**88**	**30**	**557**	**92.8**
PHI	**6**	**--**	**1440**	**201**	**454**	**.443**	**26**	**74**	**.351**	**139**	**170**	**.818**	**74**	**161**	**235**	**118**	**137**	**1**	**47**	**86**	**14**	**567**	**94.5**

2004 First Round vs. Miami Heat

Player	G	GS	MIN	FG	FGA	PCT	3PM	3PA	PCT	FT	FTA	PCT	OFF	DEF	TOT	AST	PF	DQ	STL	TO	BLK	PTS	AVG
Davis	7	7	260	43	114	.377	16	49	.327	25	33	.758	6	23	29	49	21	0	11	19	5	127	18.1
Lynch	7	7	147	25	57	.439	3	12	.250	5	8	.625	13	24	37	12	15	0	3	7	3	58	8.3
Augmon	7	0	168	18	48	.375	0	1	.000	16	18	.889	4	15	19	7	13	0	6	13	1	52	7.4
Smith	5	0	46	12	26	.462	6	11	.545	2	3	.667	2	6	8	1	5	0	0	3	0	32	6.4
West	7	0	111	15	28	.536	0	0	---	11	13	.846	8	22	30	8	10	0	2	7	4	41	5.9
Armstrong	7	0	150	8	34	.235	5	25	.200	3	3	1.000	6	9	15	16	10	0	6	13	0	24	3.4
Traylor	4	0	40	4	9	.444	0	0	---	2	3	.667	1	9	10	1	8	0	3	2	1	10	2.5
Williams	3	0	18	2	5	.400	0	1	.000	3	4	.750	0	0	0	4	5	0	1	4	0	7	2.3
Carter	1	0	2	0	1	.000	0	0	---	0	0	---	0	0	0	0	0	0	0	0	0	0	0.0
NOH	**7**	**--**	**1680**	**205**	**534**	**.384**	**41**	**130**	**.315**	**113**	**145**	**.779**	**86**	**210**	**296**	**135**	**146**	**1**	**43**	**120**	**32**	**564**	**80.6**
MIA	**7**	**--**	**1680**	**213**	**527**	**.404**	**29**	**110**	**.255**	**131**	**178**	**.736**	**84**	**216**	**300**	**114**	**164**	**1**	**57**	**106**	**28**	**585**	**83.6**

2008 Both Rounds Combined

Player	G	GS	MIN	FG	FGA	PCT	3PM	3PA	PCT	FT	FTA	PCT	OFF	DEF	TOT	AST	PF	DQ	STL	TO	BLK	PTS	AVG
Paul	12	12	486	111	221	.502	5	21	.238	62	79	.785	16	43	59	135	43	1	28	22	2	289	24.1
West	12	12	485	102	219	.466	1	2	.500	49	55	.891	21	81	102	34	32	0	13	21	23	254	21.2
Stojakovic	12	12	455	58	133	.436	28	51	.549	25	27	.926	6	59	65	6	19	0	6	8	1	169	14.1
Pargo	12	0	265	45	116	.388	15	43	.349	17	24	.708	5	25	30	27	22	0	12	11	2	122	10.2
Chandler	12	12	412	43	68	.632	0	0	---	10	16	.625	45	78	123	5	43	0	5	10	20	96	8.0
Peterson	12	12	277	33	68	.485	16	34	.471	4	6	.667	3	28	31	7	29	0	6	5	3	86	7.2
Wright	11	0	131	20	44	.455	2	9	.222	5	6	.833	6	12	18	5	8	0	10	5	1	47	4.3
Wells	12	0	170	22	57	.386	0	2	.000	0	6	.000	4	27	31	8	26	0	4	6	3	44	3.7
James	4	0	28	4	12	.333	2	5	.400	2	2	1.000	0	1	1	1	0	0	2	1	0	12	3.0
Armstrong	8	0	72	8	13	.615	0	0	---	5	10	.500	9	11	20	0	12	0	0	4	6	21	2.6
Ely	7	0	59	4	15	.267	0	0	---	7	10	.700	5	6	11	1	13	0	0	4	0	5	2.1
Bowen	9	0	39	1	6	.167	0	1	.000	2	2	1.000	3	11	14	2	1	0	1	1	0	4	0.4
NOH	**12**	**-**	**2880**	**451**	**972**	**.464**	**69**	**168**	**.411**	**188**	**243**	**.774**	**123**	**382**	**505**	**231**	**248**	**1**	**87**	**106**	**61**	**1159**	**96.6**
OPPONENTS	**12**	**-**	**2880**	**395**	**929**	**.425**	**107**	**285**	**.375**	**218**	**288**	**.757**	**140**	**385**	**525**	**262**	**248**	**0**	**50**	**148**	**48**	**1115**	**92.9**

RECORDS

PLAYOFF RECORDS

2008 First Round vs. Dallas Mavericks

Player	G	GS	MIN	FG	FGA	PCT	3PM	3PA	PCT	FT	FTA	PCT	OFF	DEF	TOT	AST	PF	DQ	STL	TO	BLK	PTS	AVG
Paul	5	5	202	45	90	.500	3	11	.273	30	37	.811	4	24	28	60	17	0	10	6	2	123	24.6
West	5	5	203	45	93	.484	1	1	1.000	22	23	.957	10	27	37	17	16	0	3	3	8	113	22.6
Stojakovic	5	5	184	25	60	.417	17	28	.607	12	13	.923	1	27	28	4	10	0	2	4	1	79	15.8
Pargo	5	0	133	28	55	.509	9	20	.450	8	15	.533	0	12	12	12	8	0	5	9	0	73	14.6
Chandler	5	5	175	17	33	.515	0	0	---	2	2	1.000	23	33	56	1	19	0	1	6	7	36	7.2
Peterson	5	5	95	15	26	.577	4	11	.364	2	2	1.000	2	8	10	1	11	0	0	0	2	36	7.2
Wright	5	0	57	9	17	.529	0	3	.000	3	4	.750	2	4	6	2	6	0	5	2	1	21	4.2
Wells	5	0	83	10	24	.417	0	0	---	0	4	.000	2	10	12	6	12	0	3	3	2	20	4.0
Armstrong	5	0	55	4	8	.500	0	0	---	3	6	.500	6	6	12	0	12	0	0	4	5	11	2.2
Bowen	3	0	12	0	2	.000	0	0	---	2	2	1.000	0	4	4	1	1	0	1	0	0	2	0.7
NOH	**5**	**-**	**1200**	**198**	**408**	**.485**	**34**	**74**	**.459**	**84**	**108**	**.778**	**50**	**155**	**205**	**104**	**112**	**0**	**30**	**42**	**28**	**514**	**102.8**
DAL	**5**	**-**	**1200**	**158**	**394**	**.401**	**36**	**104**	**.346**	**118**	**150**	**.787**	**72**	**154**	**226**	**97**	**103**	**0**	**20**	**58**	**20**	**470**	**94.0**

2008 Second Round vs. San Antonio Spurs

Player	G	GS	MIN	FG	FGA	PCT	3PM	3PA	PCT	FT	FTA	PCT	OFF	DEF	TOT	AST	PF	DQ	STL	TO	BLK	PTS	AVG
Paul	7	7	284	66	131	.504	2	10	.200	32	42	.762	12	19	31	75	26	1	18	16	0	166	23.7
West	7	7	282	57	126	.452	0	1	.000	27	32	.844	11	54	65	17	16	0	10	18	15	141	20.1
Stojakovic	7	7	271	33	73	.452	11	23	.478	13	14	.929	5	32	37	2	9	0	4	4	0	90	12.9
Chandler	7	7	236	26	35	.743	0	0	---	8	14	.571	22	45	67	4	24	0	4	4	13	60	8.6
Peterson	7	7	182	18	42	.429	12	23	.522	2	4	.500	1	20	21	6	18	0	6	5	1	50	7.1
Pargo	7	0	132	17	61	.279	6	23	.261	9	9	1.000	5	13	18	15	14	0	7	2	2	49	7.0
Wright	6	0	74	11	27	.407	2	6	.333	2	2	1.000	4	8	12	3	2	0	5	3	0	26	4.3
Wells	7	0	87	12	33	.364	0	2	.000	0	2	.000	2	17	19	2	14	0	1	3	1	24	3.4
Armstrong	3	0	17	4	5	.800	0	0	---	2	4	.500	3	5	8	0	0	0	0	0	1	10	3.3
James	4	0	28	4	12	.333	2	5	.400	2	2	1.000	0	1	1	1	0	0	2	1	0	12	3.0
Ely	7	0	59	4	15	.267	0	0	---	7	10	.700	5	6	11	1	13	0	0	4	0	15	2.1
Bowen	6	0	28	1	4	.250	0	1	.000	0	0	---	3	7	10	1	0	0	0	1	0	2	0.3
NOH	**7**	**-**	**1680**	**253**	**564**	**.449**	**35**	**94**	**.372**	**104**	**135**	**.770**	**73**	**227**	**300**	**127**	**136**	**1**	**57**	**64**	**33**	**645**	**92.1**
SAS	**7**	**-**	**1680**	**237**	**535**	**.443**	**71**	**181**	**.392**	**100**	**138**	**.725**	**68**	**231**	**299**	**165**	**145**	**0**	**30**	**90**	**28**	**645**	**92.1**

2009 First Round vs. Denver Nuggets

Player	G	GS	MIN	FG	FGA	PCT	3PM	3PA	PCT	FT	FTA	PCT	OFF	DEF	TOT	AST	PF	DQ	STL	TO	BLK	PTS	AVG
West	5	5	178	32	80	.400	0	0	---	26	29	.897	5	32	37	6	19	1	5	14	2	90	18.0
Paul	5	5	201	30	73	.411	5	16	.313	18	21	.857	4	18	22	52	8	0	8	24	0	83	16.6
Posey	5	0	123	15	40	.375	5	19	.263	22	26	.846	5	26	31	3	12	0	3	10	0	57	11.4
Stojakovic	5	5	162	18	49	.367	8	26	.308	12	13	.923	4	10	14	2	17	0	4	6	1	56	11.2
Butler	5	5	158	17	37	.459	10	19	.526	9	9	1.000	3	12	15	1	14	0	1	6	4	53	10.6
Armstrong	4	1	53	6	13	.462	0	0	---	3	10	.300	3	5	8	1	15	1	4	6	1	15	3.8
Chandler	4	4	94	6	12	.500	0	0	---	3	6	.500	8	13	21	2	17	1	2	8	1	15	3.8
Marks	5	0	80	6	13	.462	0	1	.000	4	5	.800	10	10	20	0	9	0	3	2	2	16	3.2
Peterson	2	0	21	1	5	.200	1	3	.333	3	4	.750	1	2	3	1	3	0	1	0	0	6	3.0
Daniels	5	0	64	2	13	.154	1	4	.250	9	11	.818	1	2	3	9	1	0	2	5	1	14	2.8
Brown	3	0	33	3	8	.375	0	4	.000	2	2	1.000	2	3	5	0	2	0	0	3	0	8	2.7
Wright	4	0	32	3	7	.429	0	0	---	2	4	.500	0	6	6	2	6	0	0	1	1	8	2.0
Bowen	1	0	2	0	1	.000	0	0	---	0	0	---	0	0	0	0	1	0	0	0	0	0	0.0
NOH	**5**	**-**	**1200**	**139**	**351**	**.396**	**30**	**92**	**.326**	**113**	**140**	**.807**	**46**	**139**	**185**	**79**	**124**	**3**	**33**	**92**	**13**	**421**	**84.2**
DEN	**5**	**-**	**1200**	**191**	**383**	**.499**	**49**	**101**	**.485**	**111**	**146**	**.760**	**50**	**159**	**209**	**125**	**124**	**2**	**47**	**63**	**26**	**542**	**108.4**

2011 First Round vs. Los Angeles Lakers

Player	G	GS	MIN	FG	FGA	PCT	3PM	3PA	PCT	FT	FTA	PCT	OFF	DEF	TOT	AST	PF	DQ	STL	TO	BLK	PTS	AVG
Paul	6	6	250	42	77	.545	9	19	.474	39	49	.796	3	37	40	69	11	0	11	22	0	132	22.0
Landry	6	6	213	31	68	.456	0	0	---	33	36	.917	11	19	30	6	25	1	4	12	3	95	15.8
Ariza	6	6	241	35	85	.412	7	21	.333	16	22	.727	7	32	39	20	16	0	8	17	3	93	15.5
Belinelli	6	6	173	23	63	.365	8	26	.308	4	4	1.000	0	5	5	4	12	0	5	4	0	58	9.7
Okafor	6	6	188	20	31	.645	0	0	---	4	11	.364	17	16	33	0	28	1	6	12	6	44	7.3
Jack	6	0	111	12	34	.353	0	5	.000	11	16	.688	1	14	15	13	4	0	1	8	1	35	5.8
Green	6	0	84	14	36	.389	2	9	.222	4	7	.571	1	4	5	4	14	0	2	3	0	34	5.7
Gray	6	0	87	9	13	.692	0	0	---	3	8	.375	3	18	21	2	13	0	2	5	2	21	3.5
Smith	6	0	58	7	15	.467	0	0	---	0	0	---	1	6	7	1	11	0	2	0	0	14	2.3
Ewing Jr.	2	0	2	1	1	1.000	1	1	1.000	0	0	000	0	0	0	0	0	0	0	0	0	3	1.5
Mbenga	5	0	26	2	2	1.000	0	0	---	1	2	.500	2	3	5	1	7	0	2	1	3	5	1.0
Pondexter	3	0	9	1	6	.167	0	3	.000	0	0	---	0	1	1	1	1	0	0	0	0	2	0.7
NOH	**6**	**-**	**1440**	**197**	**431**	**.457**	**27**	**84**	**.321**	**115**	**155**	**.742**	**46**	**155**	**254**	**121**	**142**	**2**	**43**	**77**	**18**	**536**	**89.3**
LAL	**6**	**-**	**1440**	**207**	**447**	**.463**	**33**	**90**	**.367**	**132**	**165**	**.800**	**74**	**171**	**293**	**115**	**127**	**1**	**35**	**77**	**35**	**597**	**96.5**

RECORDS

PLAYOFF RECORDS

2015 First Round vs. Golden State Warriors

Player	G	GS	MIN	FG	FGA	PCT	3PM	3PA	PCT	FT	FTA	PCT	OFF	DEF	TOT	AST	PF	DQ	STL	TO	BLK	PTS	AVG
Davis	4	4	172	47	87	.540	0	2	.000	32	36	.889	9	35	44	8	12	-	5	13	12	126	31.5
Gordon	4	4	143	28	64	.444	13	32	.406	5	6	.833	2	7	9	15	11	-	2	10	2	74	18.5
Anderson	4	0	95	16	36	.444	5	12	.417	6	6	1.000	7	10	17	9	12	-	---	4	2	43	10.8
Evans	4	4	125	14	43	.326	2	11	.182	10	17	.588	3	17	20	20	10	-	5	6	1	40	10.0
Cole	4	0	106	15	36	.417	3	14	.214	2	3	.667	1	6	7	7	15	-	---	8	1	35	8.8
Pondexter	4	4	124	10	28	.357	3	10	.300	6	7	.857	3	17	20	12	13	-	7	1	---	29	7.3
Holiday	3	0	55	7	19	.368	1	4	.250	4	4	1.000	2	1	3	13	3	-	2	5	1	19	6.3
Cunningham	4	0	75	9	11	.818	---	---	---	3	3	1.000	4	14	18	2	7	-	3	---	4	21	5.3
Ajinca	3	0	10	4	4	1.000	---	---	---	---	---	---	---	1	1	1	2	-	1	---	---	8	2.7
Asik	4	4	79	2	10	.200	---	---	---	4	7	.571	12	17	29	6	10	-	5	5	---	8	2.0
NOP	**4**	**-**	**985**	**152**	**338**	**.450**	**27**	**85**	**.318**	**72**	**89**	**.809**	**44**	**125**	**169**	**93**	**95**	**0**	**30**	**52**	**23**	**403**	**100.8**
GSW	**4**	**-**	**985**	**157**	**350**	**.449**	**47**	**124**	**.379**	**74**	**106**	**.698**	**56**	**130**	**186**	**103**	**79**	**1**	**29**	**48**	**25**	**435**	**108.8**

2018 Both Rounds Combined

Player	G	GS	MIN	FG	FGA	PCT	3PM	3PA	PCT	FT	FTA	PCT	OFF	DEF	TOT	AST	PF	DQ	STL	TO	BLK	PTS	AVG
Davis	9	9	358	106	204	.520	6	22	.273	53	64	.828	24	97	121	15	30	0	18	23	21	271	30.1
Holiday	9	9	348	88	170	.518	16	50	.320	21	30	.700	9	42	51	57	22	0	10	23	5	213	23.7
Mirotic	9	9	320	49	102	.480	22	51	.431	15	19	.789	9	77	86	15	24	1	10	10	12	135	15.0
Moore	9	9	284	41	88	.466	9	25	.360	11	16	.688	6	17	23	15	20	0	6	11	1	102	11.3
Rondo	9	9	302	38	92	.413	8	19	.421	9	14	.643	9	59	68	110	20	0	13	33	2	93	10.3
Crawford	2	0	15	8	13	.615	3	8	.375	0	0	---	0	4	4	1	1	0	1	3	0	19	9.5
Clark	9	0	190	28	66	.424	10	28	.357	4	4	1.000	2	8	10	11	20	0	8	9	2	70	7.8
Miller	9	0	162	14	34	.412	9	24	.375	6	6	1.000	2	18	20	11	10	0	5	6	0	43	4.8
Hill	9	0	114	9	25	.360	6	16	.375	9	10	.900	6	11	17	7	17	0	1	6	1	33	3.7
Diallo	7	0	48	5	12	.417	0	0	---	0	0	---	4	5	9	0	9	0	1	1	1	10	1.4
Liggins	3	0	14	0	1	.000	0	0	---	1	2	.500	0	1	1	0	0	0	0	2	0	1	0.3
Okafor	1	0	4	0	1	.000	0	0	---	0	0	---	0	0	0	0	1	0	0	0	0	0	0.0
NOP	**9**	**-**	**2160**	**386**	**808**	**.478**	**89**	**243**	**.366**	**129**	**165**	**.782**	**71**	**339**	**469**	**242**	**174**	**1**	**73**	**130**	**45**	**990**	**110.0**
OPPONENTS	**9**	**-**	**2160**	**381**	**832**	**.458**	**94**	**287**	**.328**	**171**	**178**	**.792**	**91**	**330**	**477**	**230**	**171**	**2**	**83**	**124**	**44**	**997**	**110.8**

2018 First Round vs. Portland Trail Blazers

Player	G	GS	MIN	FG	FGA	PCT	3PM	3PA	PCT	FT	FTA	PCT	OFF	DEF	TOT	AST	PF	DQ	STL	TO	BLK	PTS	AVG
Davis	4	4	155	49	85	.576	3	10	.300	31	38	.816	11	36	47	5	14	0	7	10	11	132	33.0
Holiday	4	4	150	46	81	.568	7	20	.350	12	17	.706	5	11	16	26	9	0	5	13	2	111	27.8
Mirotic	4	4	149	28	49	.571	12	26	.462	5	6	.833	2	36	38	6	10	0	7	2	10	73	18.3
Rondo	4	4	141	19	39	.487	3	7	.429	4	5	.800	2	28	30	53	10	0	3	14	1	45	11.3
Moore	4	4	114	12	27	.444	2	8	.250	4	7	.571	4	11	15	6	8	0	4	3	0	30	7.5
Clark	4	0	80	9	20	.450	5	9	.556	0	0	---	0	3	3	6	10	0	3	5	1	23	5.8
Crawford	1	0	7	2	6	.333	1	5	.200	0	0	---	0	1	1	0	0	0	1	2	0	5	5.0
Miller	4	0	75	6	14	.429	5	11	.455	2	2	1.000	1	9	10	2	4	0	2	2	0	19	4.8
Hill	4	0	58	3	7	.429	2	4	.500	9	10	.900	3	6	9	2	9	0	1	3	0	17	4.3
Liggins	1	0	6	0	1	.000	0	0	---	1	2	.500	0	0	0	0	0	0	0	0	1	1	1.0
Diallo	3	0	21	1	5	.200	0	0	---	0	0	---	2	2	4	0	3	0	0	0	1	2	0.7
Okafor	1	0	4	0	1	.000	0	0	---	0	0	---	0	0	0	0	1	0	0	0	0	0	0.0
NOP	**4**	**-**	**960**	**175**	**335**	**.522**	**40**	**100**	**.400**	**68**	**87**	**.782**	**30**	**143**	**173**	**106**	**78**	**0**	**33**	**56**	**26**	**458**	**114.5**
POR	**4**	**-**	**960**	**165**	**364**	**.453**	**43**	**129**	**.333**	**49**	**63**	**.778**	**45**	**129**	**174**	**76**	**82**	**1**	**33**	**58**	**15**	**422**	**105.5**

2018 Second Round vs. Golden State Warriors

Player	G	GS	MIN	FG	FGA	PCT	3PM	3PA	PCT	FT	FTA	PCT	OFF	DEF	TOT	AST	PF	DQ	STL	TO	BLK	PTS	AVG
Davis	5	5	203	57	119	.479	3	12	.250	22	26	.846	13	61	74	10	16	0	11	13	10	139	27.8
Holiday	5	5	199	42	89	.472	9	30	.300	9	13	.692	4	31	35	31	13	0	5	10	3	102	20.4
Moore	5	5	170	29	61	.475	7	17	.412	7	9	.778	2	6	8	9	12	0	2	8	1	72	14.4
Crawford	1	0	8	6	7	.857	2	3	.667	0	0	---	0	3	3	1	1	0	0	1	0	14	14.0
Mirotic	5	5	171	21	53	.396	10	25	.400	10	13	.769	7	41	48	9	14	1	3	8	2	62	12.4
Rondo	5	5	161	19	53	.358	5	12	.417	5	9	.556	7	31	38	57	10	0	10	19	1	48	9.6
Clark	5	0	110	19	49	.413	5	19	.263	4	4	1.000	2	5	7	5	10	0	5	4	1	47	9.4
Miller	5	0	88	8	20	.400	4	13	.308	4	4	1.000	1	9	10	9	6	0	3	4	0	24	4.8
Hill	5	0	56	6	18	.333	4	12	.333	0	0	---	3	5	8	5	8	0	0	3	1	16	3.2
Diallo	4	0	27	4	7	.571	0	0	---	0	0	---	2	3	5	0	6	0	1	1	0	8	2.0
Liggins	2	0	8	0	0	---	0	0	---	0	0	---	0	1	1	0	0	0	0	2	0	0	0.0
NOP	**5**	**-**	**1200**	**211**	**473**	**.446**	**49**	**143**	**.343**	**61**	**78**	**.782**	**41**	**196**	**237**	**136**	**96**	**1**	**40**	**74**	**19**	**532**	**106.4**
GSW	**5**	**-**	**1200**	**216**	**468**	**.462**	**51**	**158**	**.323**	**92**	**115**	**.800**	**46**	**201**	**247**	**154**	**89**	**1**	**50**	**66**	**29**	**575**	**115.0**

RECORDS

PLAYOFF RECORDS

2022 First Round vs. Phoenix Suns

Player	G	GS	MIN	FG	FGA	PCT	3PM	3PA	PCT	FT	FTA	PCT	OFF	DEF	TOT	AST	PF	DQ	STL	TO	BLK	PTS	AVG
Ingram	6	6	236	56	118	.475	11	27	.407	39	47	.830	4	33	37	37	11	0	4	23	2	162	27.0
McCollum	6	6	234	49	125	.392	17	51	.333	18	26	.692	11	29	40	29	15	0	4	15	5	133	22.2
Valančiūnas	6	6	175	33	68	.485	1	6	.167	20	26	.769	33	53	86	18	17	0	4	12	1	87	14.5
Jones	6	6	226	21	44	.477	5	12	.417	17	22	.773	8	12	20	11	22	0	11	8	5	64	10.7
Nance	6	0	130	22	39	.564	2	9	.222	9	11	.818	19	16	35	11	15	1	3	6	2	55	9.2
Alvarado	6	0	117	16	33	.485	6	16	.375	10	13	.769	2	6	8	9	18	0	7	7	1	48	8.0
Hayes	6	6	83	14	25	.560	0	3	.000	7	11	.636	4	11	15	1	11	0	0	4	2	35	5.8
Murphy	6	0	120	9	22	.409	9	19	.474	4	5	.800	3	12	15	3	9	0	3	1	1	31	5.2
Graham	6	0	60	6	18	.333	5	14	.357	7	8	.875	2	7	9	4	3	0	1	4	1	24	4.0
Marshall	6	0	56	7	10	.700	0	0	---	4	4	1.000	3	3	6	5	5	0	1	3	1	18	3.0
Hernangómez	1	0	2	1	4	.250	0	1	.000	0	0	---	2	0	2	0	1	0	0	0	0	2	2.0
Temple	1	0	2	0	0	---	0	0	---	0	0	---	0	1	1	0	0	0	0	0	0	0	0.0
NOP	**6**	**-**	**1440**	**234**	**506**	**.462**	**56**	**158**	**.354**	**135**	**173**	**.780**	**91**	**183**	**274**	**128**	**127**	**1**	**38**	**87**	**21**	**659**	**109.8**
PHX	**6**	**-**	**1440**	**260**	**497**	**.523**	**52**	**163**	**.319**	**96**	**119**	**.807**	**45**	**169**	**214**	**161**	**136**	**1**	**47**	**66**	**24**	**668**	**111.3**

2024 First Round vs. Oklahoma City Thunder

Player	G	GS	MIN	FG	FGA	PCT	3PM	3PA	PCT	FT	FTA	PCT	OFF	DEF	TOT	AST	PF	DQ	STL	TO	BLK	PTS	AVG
McCollum	4	4	148	31	74	.419	7	29	.241	2	2	1.000	2	17	19	19	14	0	7	16	3	71	17.8
Valančiūnas	4	4	90	22	42	.524	0	1	.000	14	17	.824	18	26	44	5	9	0	2	10	0	58	14.5
Ingram	4	4	145	19	55	.345	2	8	.250	17	19	.895	1	17	18	13	8	0	4	9	5	57	14.3
Jones	4	4	141	16	41	.390	8	24	.333	12	12	1.000	6	14	20	10	15	0	5	11	1	52	13.0
Murphy III	4	4	168	18	48	.375	10	30	.333	0	0	---	3	23	26	9	12	0	5	8	6	46	11.5
Marshall	4	0	84	12	28	.429	6	15	.400	6	6	1.000	3	8	11	5	9	0	2	2	2	36	9.0
Nance Jr.	4	0	84	10	17	.588	1	4	.250	4	6	.667	15	18	33	7	9	0	2	7	0	25	6.3
Robinson-Earl	1	0	5	1	2	.500	0	0	---	0	2	.000	1	0	1	1	0	0	0	0	0	2	2.0
Alvarado	4	0	62	3	20	.150	1	14	.071	0	0	---	0	4	4	9	3	0	5	4	1	7	1.8
Daniels	3	0	17	2	6	.333	0	2	.000	0	0	---	0	2	2	0	0	0	2	1	0	4	1.3
Hawkins	3	0	12	0	4	.000	0	3	.000	0	0	---	0	2	2	0	1	0	0	0	0	0	0.0
Liddell	1	0	3	0	0	---	0	0	---	0	0	---	0	1	1	0	0	0	0	0	0	0	0.0
Ryan	1	0	3	0	1	.000	0	1	.000	0	0	---	0	1	1	0	0	0	1	1	0	0	0.0
NOP	**4**	**-**	**960**	**134**	**338**	**.396**	**35**	**131**	**.267**	**55**	**64**	**.859**	**49**	**133**	**182**	**78**	**80**	**0**	**35**	**72**	**18**	**358**	**89.5**
OKC	**4**	**-**	**960**	**158**	**328**	**.482**	**53**	**137**	**.387**	**52**	**70**	**.743**	**30**	**142**	**172**	**91**	**64**	**0**	**32**	**52**	**21**	**421**	**105.3**

RECORDS

PLAYOFF RECORDS

Franchise – Team Highs and Lows

	HIGHS			LOWS		
Total Points	131	vs. Portland	21-Apr-18	63	vs. Denver	27-Apr-09
					at Miami	21-Apr-04
Field Goals Made	48	3 times (vs. GSW, 4-May-18)		17	vs. Denver	27-Apr-09
Field Goals Attempts	105	at Golden State	1-May-18	54	vs. Denver	27-Apr-09
Field Goal Percentage	.608	vs. Dallas	22-Apr-08	.244	at Miami	21-Apr-04
Three-Pt. Field Goals Made	17	at Phoenix	19-Apr-22	2	4 times (vs. LAL, 22-Apr-11)	
Three-Pt. Field Goals Attempted	39	at Oklahoma City	21-Apr-24	9	at San Antonio	15-May-08
Free Throws Made	32	vs. Phoenix	24-Apr-22	7	at Golden State	1-May-18
		vs. Portland	21-Apr-18		at Portland	14-Apr-18
					at Oklahoma City	21-Apr-24
Free Throws Attempted	42	vs. Phoenix	24-Apr-22	9	at Golden State	1-May-18
					at Oklahoma City	21-Apr-24
Free Throw Percentage	1.000	at Dallas (13-13)	25-Apr-08	.609	vs. Philadelphia (14-23)	2-May-03
Offensive Rebs	25	at Phoenix	17-Apr-22	3	at Los Angeles Lakers	26-Apr-11
Defensive Rebs	44	vs. Golden State	4-May-18	22	at Los Angeles Lakers	26-Apr-11
Total Rebs	55	at Phoenix	17-Apr-22	25	at Los Angeles Lakers	26-Apr-11
Assists	36	vs. Golden State	4-May-18	10	vs. Denver	27-Apr-09
Steals	16	vs. Portland	19-Apr-18	1	at Denver	22-Apr-09
Turnovers	27	vs. Denver	27-Apr-09	3	at Los Angeles Lakers	17-Apr-11
Blocked Shots	12	at Portland	14-Apr-18	0	vs. Phoenix	28-Apr-22
1st Quarter Points	39	vs. Dallas	22-Apr-08	13	at Golden State	18-Apr-15
2nd Quarter Points	37	at Golden State	23-Apr-15	14	at Miami	4-May-04
3rd Quarter Points	42	vs. Portland	21-Apr-18	10	at Miami	21-Apr-04
4th Quarter Points	36	at Los Angeles Lakers	17-Apr-11	13	vs. Denver	27-Apr-09
1st Half Points	67	vs. Dallas	22-Apr-08	31	at Miami	4-May-04
2nd Half Points	73	vs. Portland	21-Apr-18	24	vs. Denver	27-Apr-09
2nd Half w/ OT Points	56	vs. Golden State	23-Apr-15			
Overtime Points	11	vs. Golden State	23-Apr-15			

Opponents – Team Highs and Lows

	HIGHS			LOWS		
Total Points	124	at Oklahoma City	24-Apr-24	71	vs. Miami	24-Apr-04
Field Goals Made	50	vs. Portland	21-Apr-18	25	vs. Miami	24-Apr-04
Field Goals Attempted	104	vs. Golden State (OT)	23-Apr-15	70	3 times (vs. DAL, 22-Apr-08)	
Field Goal Percentage	.600	vs. Phoenix (45-75)	28-Apr-22	.329	vs. Miami (25-76)	24-Apr- 04
Three-Pt. Field Goals Made	17	vs. Oklahoma City	27-Apr-24	2	4 times (at MIA, 4-May-04)	
Three-Pt. Field Goals Attempted	41	vs. Golden State (OT)	23-Apr-15	6	at Philadelphia	23-Apr-03
Free Throws Made	33	vs. Dallas	19-Apr-08	8	at Portland	17-Apr-18
Free Throws Attempted	39	vs. Dallas	22-Apr-08	10	at Portland	17-Apr-18
Free Throw Percentage	.962	vs. Los Angeles Lakers (25-26)	28-Apr-11	.571	vs. San Antonio (12-21)	3-May-08
Offensive Rebs	22	vs. Golden State	23-Apr-15	5	4 times (at OKC, 24-Apr-24)	
Defensive Rebs	44	at Golden State	28-Apr-18	23	vs. Los Angeles Lakers	24-Apr-11
					vs. Miami	27-Apr-04
Total Rebs	57	at Golden State	28-Apr-18	32	vs. Phoenix	28-Apr-22
					vs. Los Angeles Lakers	24-Apr-11
					at Philadelphia	20-Apr-03
Assists	36	at Golden State	1-May-18	12	at Dallas	27-Apr-08
					vs. Miami	24-Apr-04
Steals	15	vs. Denver	27-Apr-09	1	at Los Angeles Lakers	17-Apr-11
					vs. San Antonio	13-May-08
Turnovers	24	vs. Portland	19-Apr-18	6	vs. Phoenix	22-Apr-22
					at Denver	22-Apr-09
Blocked Shots	10	at Golden State	28-Apr-18	1	3 times (vs. DEN, 25-Apr-09)	
1st Quarter Points	37	vs. Golden State	6-May-18	14	3 times (vs. MIA, 2-May-04)	
2nd Quarter Points	41	at Golden State	28-Apr-18	14	at Dallas	7-Apr-08
3rd Quarter Points	36	at Golden State	8-May-18	11	vs. San Antonio	13-May-08
4th Quarter Points	39	vs. Golden State	23-Apr-15	14	Twice (vs. MIA, 27-Apr-04)	
1st Half Points	76	at Golden State	28-Apr-18	29	vs. Miami	24-Apr-04
2nd Half Points	67	Twice (vs. PHX, 28-Apr-22)		32	vs. San Antonio	13-May-08
2nd Half w/OT Points	71	vs. Golden State	23-Apr-15			
Overtime Points	15	vs. Golden State	23-Apr-15			

RECORDS

PLAYOFF RECORDS

Franchise – Individual Highs

Total Points	47	Anthony Davis	vs. Portland	21-Apr-18
Minutes	48	Chris Paul	vs. San Antonio	19-May-08
Field Goals Made	16	David West	vs. San Antonio	13-May-08
Field Goals Attempted	27	Anthony Davis	vs. Golden State	4-May-18
		Jamal Mashburn	vs. Philadlephia	2-May-03
Three-Point Field Goals Made	6	CJ McCollum	at Phoenix	19-Apr-22
Three-Point Field Goals Attempted	12	Baron Davis	vs. Philadelphia	26-Apr-03
		Baron Davis	vs. Miami	27-Apr-03
Free Throws Made	15	Anthony Davis	vs. Portland	21-Apr-18
Free Throws Attempted	17	Anthony Davis	vs. Portland	21-Apr-18
Offensive Rebs	13	Jonas Valančiūnas	at Phoenix	17-Apr-22
Defensive Rebs	17	Anthony Davis	at Golden State	8-May-18
Total Rebs	25	Jonas Valančiūnas	at Phoenix	17-Apr-22
Assists	21	Rajon Rondo	vs. Golden State	4-May-18
Steals	5	Chris Paul	vs. San Antonio	19-May-08
		Rajon Rondo	at Golden State	1-May-18
Turnovers	7	Rajon Rondo	at Golden State	1-May-18
		Jrue Holiday	vs. Portland	21-Apr-18
Blocked Shots	5	David West	vs. San Antonio	13-May-08

Opponents – Individual Highs

Total Points	55	Allen Iverson	at Philadelphia	20-Apr-03
Minutes	48	Dirk Nowitzki	vs. Dallas	29-Apr-08
		Allen Iverson	vs. Philadelphia	2-May-03
Field Goals Made	21	Allen Iverson	at Philadelphia	20-Apr-03
Field Goals Attempted	32	Allen Iverson	at Philadelphia	20-Apr-03
Three-Point Field Goals Made	8	Chauncey Billups	at Denver	19-Apr-09
Three-Point Field Goals Attempted	18	Stephen Curry	vs. Golden State	23-Apr-15
Free Throws Made	13	Allen Iverson	vs. Philadelphia	2-May-03
		Stephen Curry*	vs. Golden State	23-Apr-15
Free Throws Attempted	18	Allen Iverson	vs. Philadelphia	2-May-03
Offensive Rebs	8	Andrew Bynum	vs. Los Angeles Lakers	28-Apr-11
Defensive Rebs	18	Dirk Nowitzki	at Dallas	25-Apr-08
		Tim Duncan	vs. San Antonio	13-May-08
Total Rebs	23	Tim Duncan	vs. San Antonio	13-May-08
Assists	14	Chris Paul	at Phoenix	19-Apr-22
		Chris Paul	vs. Phoenix	22-Apr-22
Steals	5	Eric Snow	vs. Philadelphia	28-Apr-03
		Caron Butler	at Miami	18-Apr-04
		Draymond Green	vs. Golden State	6-May-18
Turnovers	8	Damian Lillard	vs. Portland	19-Apr-18
Blocked Shots	5	Chet Holmgren	at Oklahoma City	21-Apr-24

RECORDS

PLAYOFF RECORDS

TOP TEAM PERFORMANCES

Franchise

Most Points

131	vs. Portland	21-Apr-18
127	vs. Dallas	22-Apr-08
125	at Phoenix	19-Apr-22
119	vs. Golden State (OT)	23-Apr-15
	vs. Portland	19-Apr-18
	vs. Golden State	4-May-18

Field Goal Percentage

.608	vs. Dallas	(48-79)	22-Apr-08
.577	vs. Portland	(45-78)	21-Apr-18
.548	at Phoenix	(46-84)	19-Apr-22
.529	vs. Portland	(46-87)	19-Apr-18
.519	at L.A. Lakers	(41-79)	17-Apr-11

Free Throw Percentage

1.000	at Dallas	(13-13)	25-Apr-08
.944	vs. L.A. Lakers	(17-18)	28-Apr-11
.929	vs. Golden State	(13-14)	25-Apr-15
.923	at San Antonio	(12-13)	15-May-08
.905	at Oklahoma City	(19-21)	24-Apr-24

Rebounds

55	at Phoenix	17-Apr-22
54	vs. Golden State	4-May-18
52	at Oklahoma City	21-Apr-24
51	vs. Philadelphia	26-Apr-03
	vs. Golden State	6-May-18
50	vs. San Antonio	3-May-08
	vs. San Antonio	13-May-08
	vs. Oklahoma City	29-Apr-24

Assists

36	vs. Golden State	4-May-18
33	at Golden State	1-May-18
32	at Phoenix	19-Apr-22
30	vs. Dallas	22-Apr-08
28	vs. Portland	21-Apr-18

Steals

16	vs. Portland	19-Apr-18
14	vs. Oklahoma City	27-Apr-24
12	at Golden State	1-May-18
11	3 times; most recently: at San Antonio	11-May-08

Opponents

Most Points

124	at Oklahoma City	24-Apr-24
123	vs. Golden State (OT)	23-Apr-15
	vs. Portland	21-Apr-18
	at Golden State	28-Apr-18
121	vs. Denver	27-Apr-09
	at Golden State	1-May-18

Field Goal Percentage

.600	vs. Phoenix	(45-75)	28-Apr-22
.590	at Oklahoma City	(46-78)	24-Apr-24
.566	vs. Denver	(43-76)	27-Apr-09
.538	at Phoenix	(42-78)	17-Apr-22
.526	vs. Portland	(50-95)	21-Apr-18

Free Throw Percentage

.962	vs. L.A. Lakers	(25-26)	28-Apr-11
.944	vs. Phoenix	(17-18)	28-Apr-22
.905	vs. San Antonio	(19-21)	19-May-08
.900	at Miami	(27-30)	21-Apr-04
	at Oklahoma City	(18-20)	24-Apr-24

Rebounds

57	at Golden State	28-Apr-18
52	at Dallas	25-Apr-08
	at Portland	14-Apr-18
	at Golden State	8-May-18
51	at Miami	21-Apr-04
	vs. San Antonio	19-May-08
	vs. Golden State (OT)	23-Apr-15

Assists

36	at Golden State	1-May-18
35	at Golden State	8-May-18
33	at Golden State	28-Apr-18
	vs. Phoenix	24-Apr-22
29	vs. Denver	27-Apr-09

Steals

15	vs. Denver	27-Apr-09
13	vs. Philadelphia	28-Apr-03
	at Miami	4-May-04
	vs. Oklahoma City	27-Apr-24

RECORDS

PLAYOFF RECORDS

TOP INDIVIDUAL PERFORMANCES

Franchise

Points

47	Anthony Davis	vs. Portland	21-Apr-18
41	Jrue Holiday	vs. Portland	21-Apr-18
38	David West	vs. San Antonio	13-May-08
37	Brandon Ingram	at Phoenix	19-Apr-22
36	Jamal Mashburn	vs. Philadelphia	2-May-03
	Anthony Davis	vs. Golden State	25-Apr-15
35	Chris Paul	at San Antonio	8-May-08
	Chris Paul	at Denver	19-Apr-09
	Anthony Davis	at Golden State	18-Apr-15
	Anthony Davis	at Portland	14-Apr-18

Rebounds

25	Jonas Valančiūnas	at Phoenix	17-Apr-22
20	Jonas Valančiūnas	at Oklahoma City	21-Apr-24
19	Anthony Davis	at Golden State	8-May-18
18	Anthony Davis	vs. Golden State	4-May-18
15	Tyson Chandler	vs. Dallas	19-Apr-08
	Tyson Chandler	vs. San Antonio	3-May-08
	Tyson Chandler	vs. San Antonio	19-May-08
	Anthony Davis	vs. Golden State*	23-Apr-15
	Anthony Davis	at Golden State	1-May-18
	Jonas Valančiūnas	vs. Phoenix	24-Apr-22

Assists

21	Rajon Rondo	vs. Golden State	4-May-18
17	Chris Paul	vs. Dallas	22-Apr-08
	Rajon Rondo	at Portland	14-Apr-18
16	Rajon Rondo	vs. Portland	21-Apr-18
15	Chris Paul	vs. Dallas	29-Apr-08
	Chris Paul	vs. L.A. Lakers	24-Apr-11

Opponents

Points

55	Allen Iverson	at Philadelphia	20-Apr-03
45	Allen Iverson	vs. Philadelphia	2-May-03
40	Stephen Curry	vs. Golden State*	23-Apr-15
39	Stephen Curry	vs. Golden State	25-Apr-15
38	CJ McCollum	vs. Portland	21-Apr-18
	Kevin Durant	vs. Golden State	6-May-18

Rebounds

23	Tim Duncan	vs. San Antonio	13-May-08
19	Dirk Nowitzki	at Dallas	25-Apr-08
18	Keith Van Horn	vs. Philadelphia	2-May-03
17	Draymond Green	vs. Golden State*	23-Apr-15
	Deandre Ayton	vs. Phoenix	22-Apr-22
16	Kenny Thomas	at Philadelphia	23-Apr-03

Assists

14	Chris Paul	at Phoenix	19-Apr-22
	Chris Paul	vs. Phoenix	22-Apr-22
12	Eric Snow	vs. Philadelphia	28-Apr-03
	Draymond Green	at Golden State	1-May-18
11	Chauncey Billups	at Denver	29-Apr-09
	Tony Parker	at San Antonio	8-May-08
	Draymond Green	at Golden State	28-Apr-18
	Chris Paul	vs. Phoenix	24-Apr-22
	Chris Paul	at Phoenix	26-Apr-22

RECORDS

PLAYOFF RECORDS

PLAYOFF LEADERS

Games Played

1. David West	24
2. Chris Paul	23
3. Peja Stojakovic	17
4. Tyson Chandler	16
5. Julian Wright	15

Minutes Played

1. Chris Paul	938
2. David West	774
3. Peja Stojakovic	616
4. Anthony Davis	531
5. Tyson Chandler	504

Total Points

1. Chris Paul	504
2. Anthony Davis	397
3. David West	385
4. Jrue Holiday	232
5. Baron Davis	229

Average Points

(minimum four games played)	
1. Anthony Davis	30.5
2. Jamal Mashburn	24.8
3. Brandon Ingram	21.9
4. Chris Paul	21.9
5. CJ McCollum	20.4

Field Goals Made

1. Chris Paul	183
2. Anthony Davis	153
3. David West	149
4. Jrue Holiday	95
5. Baron Davis	80
6. CJ McCollum	80

Field Goals Attempted

1. Chris Paul	371
2. David West	327
3. Anthony Davis	291
4. CJ McCollum	199
5. Baron Davis	197

Field Goal Percentage

(minimum 20 FGM)	
1. Emeka Okafor	.625
2. Tyson Chandler	.613
3. Larry Nance Jr.	.571
4. Anthony Davis	.526
5. Jrue Holiday	.503

3-Point Field Goals Made

1. Peja Stojakovic	36
2. Baron Davis	28
3. David Wesley	25
4. CJ McCollum	24
5. Nikola Mirotić	22

3-Point FG Attempted

1. Baron Davis	84
2. CJ McCollum	80
3. Peja Stojakovic	77
4. David Wesley	64
5. Chris Paul	56

3-Point Percentage

(minimum 10 3FGM)	
1. Rasual Butler	.526
2. Peja Stojakovic	.468
3. Morris Peterson	.459
4. Nikola Mirotić	.431
5. Eric Gordon	.406

Free Throws Made

1. Chris Paul	119
2. David West	86
3. Anthony Davis	85
4. Brandon Ingram	56
5. Jamaal Magloire	46

Free Throws Attempted

1. Chris Paul	149
2. Anthony Davis	100
3. David West	97
4. Brandon Ingram	66
5. Jamaal Magloire	61

Free Throw Percentage

(minimum 20 FTA)	
1. Peja Stojakovic	.925
2. Carl Landry	.917
3. David West	.887
4. Stacey Augmon	.885
5. HERB JONES	.853

Offensive Rebs

1. Tyson Chandler	53
2. Jonas Valančiūnas	51
3. PJ Brown	49
4. David West	34
5. Larry Nance Jr.	34

Defensive Rebs

1. David West	135
2. Anthony Davis	132
3. Chris Paul	98
4. Tyson Chandler	91
5. Jamaal Magloire	81

Total Rebs

1. David West	169
2. Anthony Davis	165
3. Tyson Chandler	144
4. Jonas Valančiūnas	130
5. Chris Paul	121

Average Rebs

(minimum four games played)	
1. Jonas Valančiūnas	13.0
2. Anthony Davis	12.7
3. Nikola Mirotic	9.6
4. Tyson Chandler	9.0
5. PJ Brown	8.8
6. Jamaal Magloire	8.8

Assists

1. Chris Paul	256
2. Rajon Rondo	110
3. Baron Davis	91
4. Jrue Holiday	70
5. Brandon Ingram	50

Average Assists

(minimum four games played)	
1. Rajon Rondo	12.2
2. Chris Paul	11.1
3. Baron Davis	7.6
4. Jrue Holiday	5.8
5. Jamal Mashburn	5.3

Steals

1. Chris Paul	47
2. Anthony Davis	23
3. David West	20
4. Baron Davis	18
5. HERB JONES	16

Turnovers

1. Chris Paul	68
2. David West	42
3. Anthony Davis	36
4. Baron Davis	34
5. Rajon Rondo	33

Blocked Shots

1. Anthony Davis	33
2. David West	29
3. Tyson Chandler	21
4. PJ Brown	14
5. Jamaal Magloire	13

OPPONENTS



OPPONENTS

2026-27 Pelicans vs. Hawks

Oct. 31	vs. Atlanta
Feb. 10	at Atlanta

2025-26 vs. Hawks (0-2)

Nov. 22	vs. Atlanta	L	98-115
Jan. 7	at Atlanta	L	100-117

Directory

Executive Vice President & Chief Communications Officer....Garin Narain
Vice President, Basketball Communications....Jon Steinberg
Director, Basketball Communications....Billy Hartman

General Information

Division....Southeast
Phone....(404) 878-3800
Address....1968 Hawks Lane Brookhaven, GA 30329
Home Court....State Farm Arena (17,044 opened 1999)
Radio....92.9 The Game – Steve Holman, Mike Conti
TV....FanDuel Sports Network Southeast – Bob Rathbun, Dominque Wilkins, Brian Oliver, Madison Hock, Matt Winer

New Orleans vs. Atlanta Franchise Series Notes

Overall Record: 22-27 (.449) Home Record: 13-12 (.520) Road Record: 9-15 (.375)
Current Streak: Lost 4 Home: Lost 3 Road: Lost 2
New Orleans Biggest Win....41 (100-59 at Atlanta on Jan. 21, 2011)
New Orleans Biggest Loss....23 (98-121 at Atlanta on Nov. 14, 2009)
New Orleans Last Win At Home....116-107 on Feb. 7, 2023
New Orleans Last Loss At Home....98-115 on Nov. 22, 2025
New Orleans Last Win On The Road....116-103 on Mar. 10, 2024
New Orleans Last Loss On The Road....100-117 on Jan. 7, 2026

2026-27 Pelicans vs. Celtics

Mar. 21	at Boston
Mar. 28	vs. Boston

2025-26 vs. Celtics (0-2)

Oct. 27	vs. Boston	L	90-122
Apr. 10	at Boston	L	118-144

Directory

Senior VP of Communications....Christian Megliola
VP, Media Services/Alumni Relations....Jeff Twiss
VP, Communications....Taylor Kielpinski-Rogers
Director, Basketball Communications....Brian Olive
Senior Coordinator, Communications....Christopher McGean
Coordinator, Communications....Caroline Weber

General Information

Division....Atlantic
Phone....(617) 854-8000
Address....100 Causeway Street, Suite 1210 Boston, MA 02114
Home Court....TD Garden (19,156, opened 1995)
Radio....98.5 The Sports Hub – Sean Grande, Cedric Maxwell
Cable TV....NBC Sports Boston – Brian Scalabrine, Drew Carter, Abby Chin

New Orleans vs. Boston Franchise Series Notes

Overall Record: 21-30 (.412) Home Record: 13-13 (.500) Road Record: 8-17 (.320)
Current Streak: Lost 10 Home: Lost 5 Road: Lost 5
New Orleans Biggest Win....19 (Twice; most recent: 108-89 at New Orleans on Mar. 18, 2018)
New Orleans Biggest Loss....35 (105-140 at Boston on Jan. 11, 2020)
New Orleans Last Win At Home....120-115 (OT) on Feb. 21, 2021
New Orleans Last Loss At Home....90-122 on Oct. 27, 2025
New Orleans Last Win On The Road....115-109 on Mar. 29, 2021
New Orleans Last Loss On The Road....118-144 on Apr. 10, 2026

OPPONENTS

BROOKLYN

2026-27 Pelicans vs. Nets

Nov. 11 ..... vs. Brooklyn
Dec. 26 ..... at Brooklyn

2025-26 vs. Nets (1-1)

Dec. 6	at Brooklyn	L	101-119
Jan. 14	vs. Brooklyn	W	116-113

Directory

Vice President, Public Relations ..... Aaron Harris
Director, Public Relations ..... Megan Walsh
Manager, Public Relations ..... Ben Bagley
Coordinator, Public Relations ..... Terrell Bush

General Information

Division ..... Atlantic
Phone ..... (718) 933-3000
Address ..... 168 39th Street, 7th Floor, Brooklyn, NY 11232
Home Court ..... Barclays Center (17,926, opened 2012)
Radio ..... WFAN (660 AM/101.9 FM) – Chris Carrino, Tim Capstraw
Cable TV ..... YES Network – Ryan Ruocco, Ian Eagle, Noah Eagle, Sarah Kustok, Vince Carter, Richard Jefferson, Meghan Triplett

New Orleans vs. Brooklyn Franchise Series Notes

Overall Record: 24-26 (.480) Home Record: 12-12 (.500) Road Record: 12-14 (.462)
Current Streak: Won 1 Home: Won 1 Road: Lost 2
New Orleans Biggest Win ..... 27 (112-85 at New Orleans on Jan. 2, 2024)
New Orleans Biggest Loss ..... 29 (114-143 at New Orleans on Jan. 20, 2017)
New Orleans Last Win At Home ..... 116-113 on Jan. 14, 2026
New Orleans Last Loss At Home ..... 105-107 on Nov. 11, 2024
New Orleans Last Win On The Road ..... 104-91 on Mar. 19, 2024
New Orleans Last Loss On The Road ..... 101-119 on Dec. 6, 2025

CHARLOTTE HORNETS

2026-27 Pelicans vs. Hornets

Mar. 10 ..... at Charlotte
Mar. 18 ..... vs. Charlotte

2025-26 vs. Hornets (1-1)

Nov. 4	vs. Charlotte	W	116-112
Feb. 2	at Charlotte	L	95-102

Directory

Chief Communications Officer ..... Mike Cristaldi
Vice President of Basketball Communications ..... Brian Travis
Director of Player Engagement & Basketball Communications ..... McKayla Hernandez-Stevens
Sr. Manager of Basketball Communications ..... Kaki Glieber
Coordinator of Basketball Communications ..... Chase Whitney

General Information

Division ..... Southeast
Phone ..... (704) 688-8600
Address ..... 333 E. Trade St., Charlotte, NC 28202
Home Court ..... Spectrum Center (19,077, opened 2005)
Radio ..... WFNZ, 610 AM/92.7 FM-Sam Farber
TV ..... FanDuel Sports Southeast – Eric Collins, Dell Curry, Shannon Spake

New Orleans vs. Charlotte Franchise Series Notes

Overall Record: 29-14 (.674) Home Record: 16-5 (.762) Road Record: 13-9 (.591)
Current Streak: Lost 1 Home: Won 4 Road: Lost 2
New Orleans Biggest Win ..... 28 (112-84 at New Orleans on Jan. 18, 2008)
New Orleans Biggest Loss ..... 31 (92-123 at Charlotte on Jan. 25, 2025)
New Orleans Last Win At Home ..... 116-112 on Nov. 4, 2025
New Orleans Last Loss At Home ..... 120-142 on Mar. 11, 2022
New Orleans Last Win On The Road ..... 112-107 on Dec. 15, 2023
New Orleans Last Loss On The Road ..... 95-102 on Feb. 2, 2026

OPPONENTS

CHICAGO BULLS



2026-27 Pelicans vs. Bulls

Feb. 6 ..... at Chicago
Apr. 11 ..... vs. Chicago

2025-26 vs. Bulls (2-1)

Nov. 24	vs. Chicago	W	143-130
Dec. 14	at Chicago	W	114-104
Dec. 31	at Chicago	L	118-134

Directory

VP of Communications..... Patrick Sandusky
Executive Director, Basketball Communications..... Beth Esler
Sr. Manager of Basketball Communications..... Josh Schur

General Information

Division..... Central
Phone..... (312) 455-4000
Address..... 1901 West Madison Street, Chicago, IL 60612
Home Court..... United Center (20,917, opened 1994)
Radio..... (WSCR 670 AM) – Chuck Swirsky, Bill Wennington
TV..... Chicago Sports Network – Adam Amin

New Orleans vs. Chicago Franchise Series Notes

Overall Record: 25-28 (.471) Home Record: 13-13 (.500) Road Record: 12-15 (.444)
Current Streak: Lost 1 Home: Won 2 Road: Lost 1
New Orleans Biggest Win..... 25 (115-90 at Chicago on Dec. 3, 2002)
New Orleans Biggest Loss..... 35 (72-107 at New Orleans on Feb. 7, 2015)
New Orleans Last Win At Home..... 143-130 on Nov. 24, 2025
New Orleans Last Loss At Home..... 106-114 on Feb. 25, 2024
New Orleans Last Win On The Road..... 114-104 on Dec. 14, 2025
New Orleans Last Loss On The Road..... 118-134 on Dec. 31, 2025

CLEVELAND CAVALIERS



2026-27 Pelicans vs. Cavaliers

Jan. 25..... vs. Cleveland
Jan. 30..... at Cleveland

2025-26 vs. Cavaliers (0-2)

Dec. 23	at Cleveland	L	118-141
Mar. 21	vs. Cleveland	L	106-111

Directory

VP, Basketball Communications..... B.J. Evans
Basketball Communications Director..... Cherome Owens
Basketball Communications Sr. Manager..... Sam Coombs
Basketball Communications Coordinator..... Devynne Booker

General Information

Division..... Central
Phone..... (216) 420-2000
Address..... One Center Court, Cleveland, OH 44115-4001
Home Court..... Rocket Arena (19,432 opened 1994)
Audio..... WTAM (1100 AM) – Tim Alcorn, Mike Snyder, Brad Sellers
Television..... RESN on DAZN – John Michael, Brad Daugherty, Serena Winters, Cayleigh Griffin, Austin Carr

New Orleans vs. Cleveland Franchise Series Notes

Overall Record: 26-25 (.510) Home Record: 17-8 (.680) Road Record: 9-17 (.346)
Current Streak: Lost 5 Home: Lost 4 Road: Lost 2
New Orleans Biggest Win..... 35 (133-98 at Cleveland on Jan. 5, 2019)
New Orleans Biggest Loss..... 28 (100-128 at Cleveland on Nov. 20, 2024)
New Orleans Last Win At Home..... 108-104 on Dec. 28, 2021
New Orleans Last Loss At Home..... 106-111 on Mar. 21, 2026
New Orleans Last Win On The Road..... 123-104 on Dec. 21, 2023
New Orleans Last Loss On The Road..... 118-141 on Dec. 23, 2025

OPPONENTS

2026-27 Pelicans vs. Mavericks

Jan. 4 ..... vs. Dallas
Jan. 22 ..... vs. Dallas
Mar. 13 ..... at Dallas
Mar. 26 ..... at Dallas

2025-26 vs. Mavericks (3-1)

Nov. 5	at Dallas	W	101-99
Nov. 21	at Dallas	L	115-118
Dec. 22	vs. Dallas	W	119-113
Mar. 16	vs. Dallas	W	129-111

Directory

Chief Communications Officer ..... Gina Miller
Sr. Director of Basketball Communications and Media Relations ..... Alan Rakowski
Director of Player Communications and Media Relations ..... Kristen Deahl
Basketball Communications Coordinator ..... Tien Le

General Information

Division ..... Southwest
Phone ..... (214) 747-6287
Address ..... 2500 Victory Avenue, Dallas, TX 75219
Home Court ..... American Airlines Center (19,200, opened 2001)
Radio ..... 105.3 FM The Fan - Chuck Cooperstein, Brian Dameris
Spanish Radio ..... Univision MX 99.1 (KFZO) - Victor Villalba
TV ..... TEGNA – Mark Followill, Derek Harper, Devin Harris, Jeff "Skin" Wade, Lesley McCaslin

New Orleans vs. Dallas Franchise Series Notes

Overall Record: 32-58 (.356) Home Record: 23-22 (.511) Road Record: 9-36 (.200)
Current Streak: Won 2 Home: Won 2 Road: Lost 1
New Orleans Biggest Win ..... 26 (132-106 at New Orleans on Dec. 5, 2018)
New Orleans Biggest Loss ..... 46 (84-130 at Dallas on Dec. 7, 2019)
New Orleans Last Win At Home ..... 129-111 on Mar. 16, 2026
New Orleans Last Loss At Home ..... 136-137 on Jan. 29, 2025
New Orleans Last Win On The Road ..... 101-99 on Nov. 5, 2025
New Orleans Last Loss On The Road ..... 115-118 on Nov. 21, 2025

2026-27 Pelicans vs. Nuggets

Oct. 24 ..... at Denver
Oct. 28 ..... vs. Denver
Nov. 14 ..... vs. Denver
Apr. 6 ..... at Denver

2025-26 vs. Nuggets (0-3)

Oct. 29	at Denver	L	88-122
Nov. 19	vs. Denver	L	118-125
Jan. 13	vs. Denver	L	116-122

Directory

Vice President, Media Relations ..... Nick O'Hayre
Director, Media Relations ..... Cody Wise
Manager, Media Relations ..... Makalah Emanuel

General Information

Division ..... Northwest
Phone ..... (303) 405-1100
Address ..... 1000 Chopper Circle, Denver, CO 80204
Home Court ..... Ball Arena (19,520, opened 1999)
Radio ..... Altitude Radio Network 92.5 FM – Jason Kosmicki
Cable TV ..... Altitude Sports & Entertainment – Chris Marlowe, Scott Hastings, Chris Dempsey, Vic Lombardi, Katy Winge

New Orleans vs. Denver Franchise Series Notes

Overall Record: 33-49 (.402) Home Record: 18-23 (.439) Road Record: 15-26 (.366)
Current Streak: Lost 6 Home: Lost 3 Road: Lost 5
New Orleans Biggest Win ..... 25 (115-90 at Denver on Mar. 26, 2017)
New Orleans Biggest Loss ..... 34 (88-122 at Denver on Oct. 29, 2025)
New Orleans Last Win At Home ..... 101-94 on Nov. 15, 2024
New Orleans Last Loss At Home ..... 116-122 on Jan. 13, 2026
New Orleans Last Win On The Road ..... 107-88 on Mar. 30, 2023
New Orleans Last Loss On The Road ..... 88-122 on Oct. 29, 2025

OPPONENTS

2026-27 Pelicans vs. Pistons

Nov. 18	vs. Detroit
Dec. 30	at Detroit



2025-26 vs. Pistons (0-2)

Jan. 21	vs. Detroit	L	104-112
Mar. 26	at Detroit	L	108-129

Directory

EVP, Chief Communications Officer	Kevin Grigg
SVP, Basketball Communications	Cletus Lewis
Sr. Director, Communications	Mike Horan
Sr. Manager of Public Relations	Corey Moore
Coordinator of Public Relations	Savannah Strawter

General Information

Division	Central
Phone	(313) 747-8667
Address	6201 Second Avenue, Detroit, MI 48202
Home Court	Little Caesars Arena (20,062, opened 2017)
Cable TV	The Spot - Detroit 20 - George Blaha, Greg Kelser
Radio	97.1 The Ticket - Mark Champion, Rick Mahorn, Lindsey Hunter, George Blaha

New Orleans vs. Detroit Franchise Series Notes

Overall Record: 30-21 (.688) Home Record: 16-9 (.640) Road Record: 14-12 (.538)
Current Streak: Lost 4 Home: Lost 2 Road: Lost 2

New Orleans Biggest Win	23 (109-86 at New Orleans on Mar. 1, 2017)
New Orleans Biggest Loss	46 (81-127 at New Orleans on Mar. 17, 2025)
New Orleans Last Win At Home	125-116 on Nov. 2, 2023
New Orleans Last Loss At Home	104-112 on Jan. 21, 2026
New Orleans Last Win On The Road	114-101 on Mar. 24, 2024
New Orleans Last Loss On The Road	108-129 on Mar. 26, 2026

2026-27 Pelicans vs. Warriors

Nov. 9	at Golden State
Nov. 16	vs. Golden State
Feb. 17	at Golden State



2025-26 vs. Warriors (1-2)

Nov. 16	vs. Golden State	L	106-124
Nov. 29	at Golden State	L	96-104
Feb. 24	vs. Golden State	W	113-109

Directory

Sr. Vice President, Communications	Raymond Ridder
Vice President, Corporate Communications	Brett Winkler
Director, Basketball Communications	Michael Ravina
Director, Publications & Statistical Information	Darryl Arata
Manager, Public Relations	Cole Lawrence
Specialist, Public Relations	Andrew Winfield

General Information

Division	Pacific
Phone	(415) 388-0100
Address	1 Warriors Way, San Francisco, CA 94158
Home Court	Chase Center (18,064, opened 2019)
Radio	KGMZ-FM (95.7 The Game) – Tim Roye, Tom Tolbert
Television	NBC Sports Bay Area – Bob Fitzgerald, Kelenna Azubuike

New Orleans vs. Golden State Franchise Series Notes

Overall Record: 29-52 (.358) Home Record: 17-23 (.425) Road Record: 12-29 (.293)
Current Streak: Won 1 Home: Won 1 Road: Lost 3

New Orleans Biggest Win	45 (128-83 at New Orleans on Nov. 21, 2022)
New Orleans Biggest Loss	41 (85-126 at Golden State on Nov. 5, 2021)
New Orleans Last Win At Home	128-83 on Nov. 21, 2022
New Orleans Last Loss At Home	95-111 on Mar. 28, 2025
New Orleans Last Win On The Road	114-109 on Apr. 12, 2024
New Orleans Last Loss On The Road	89-104 on Oct. 30, 2024

BACK TO TABLE OF CONTENTS

OPPONENTS

2026-27 Pelicans vs. Rockets

Jan. 27 ..... at Houston
Feb. 12 ..... vs. Houston
Mar. 3 ..... at Houston
Mar. 19 ..... vs. Houston

2025-26 vs. Rockets (1-3)

Dec. 18	vs. Houston	W	133-128 (OT)
Jan. 18	at Houston	L	110-119
Mar. 13	at Houston	L	105-107
Mar. 29	vs. Houston	L	102-134

Directory

Vice President of Communications ..... Tracey Hughes
Senior Manager of Communications ..... Sean McCloskey
Senior Communications Coordinator ..... Tomorrow Huff

General Information

Division ..... Southwest
Phone ..... (713) 758-7200
Address ..... 1510 Polk Street, Houston, TX 77002
Home Court ..... Toyota Center (19,000, opened 2003)
Radio ..... KBME (SportsTalk 790 AM); KTRH (NewsRadio 740) – Matt Thomas
Spanish Radio ..... Adrian Chavarria
TV ..... Space City Home Network – Craig Ackerman, Ryan Hollins
..... Vanessa Richardson

New Orleans vs. Houston Franchise Series Notes

Overall Record: 39-51 (.433) Home Record: 24-21 (.533) Road Record: 15-30 (.333)
Current Streak: Lost 3 Home: Lost 1 Road: Lost 4
New Orleans Biggest Win ..... 29 (130-101 at New Orleans on Feb. 9, 2021)
New Orleans Biggest Loss ..... 32 (102-134 at New Orleans on Mar. 29, 2026)
New Orleans Last Win At Home ..... 133-128 (OT) on Dec. 18, 2025
New Orleans Last Loss At Home ..... 102-134 on Mar. 29, 2026
New Orleans Last Win On The Road ..... 110-99 on Jan. 31, 2023
New Orleans Last Loss On The Road ..... 105-107 on Mar. 13, 2026

2026-27 Pelicans vs. Pacers

Oct. 21 ..... vs. Indiana
Feb. 8 ..... at Indiana

2025-26 vs. Pacers (1-1)

Dec. 20	vs. Indiana	W	128-109
Jan. 16	at Indiana	L	119-127

Directory

Vice President of Basketball Communications & Media Relations .....
..... Michael Preston
Senior Director of Basketball Communications ..... Krissy Myers
Senior Manager of Basketball Communications ..... Wes Kaminsk

General Information

Division ..... Central
Phone ..... (317) 917-2500
Address ..... 125 S. Pennsylvania Street, Indianapolis, IN 46204
Home Court ..... Gainbridge Fieldhouse (17,923 opened 1999)
Radio ..... 1070 The Fan/93.5 FM – Mark Boyle,
..... Eddie Gill
TV ..... DAZN Indiana – Quinn Buckner, Chris Denari, Jeremiah Johnson, Eddie Gill

New Orleans vs. Indiana Franchise Series Notes

Overall Record: 22-31 (.415) Home Record: 13-13 (.500) Road Record: 9-18 (.333)
Current Streak: Lost 1 Home: Won 5 Road: Lost 6
New Orleans Biggest Win ..... 27 (129-102 at New Orleans on Mar. 1, 2024)
New Orleans Biggest Loss ..... 22 (75-97 at Indiana on Feb. 21, 2006)
New Orleans Last Win At Home ..... 129-109 on Dec. 20, 2025
New Orleans Last Loss At Home ..... 110-114 on Nov. 1, 2024
New Orleans Last Win On The Road ..... 114-113 on Feb. 5, 2021
New Orleans Last Loss On The Road ..... 119-127on Jan. 16, 2026

OPPONENTS

2026-27 Pelicans vs. Clippers

Nov. 8	at LA Clippers
Nov. 27	at LA Clippers
Feb. 14	vs. LA Clippers

2025-26 vs. Clippers (2-2)

Oct. 31	at LA Clippers	L	124-126
Mar. 1	at LA Clippers	L	117-137
Mar. 18	vs. LA Clippers	W	124-109
Mar. 19	vs. LA Clippers	W	105-99

Directory

Vice President, Communications	Dennis Rogers
Director, Communications	Cooper Dzierzanowski
Manager, Basketball Communications	Justine Jones
Coordinator, Communications	Quinn Corrigan

General Information

Division	Pacific
Phone	(888) 311-0231
Address	3930 W Century Blvd, Inglewood, CA 90303
Home Court	Intuit Dome – 18,194 (2024)
Television	KTLA/SoCal - Brian Sieman
Radio	AM 570, L.A. Sports - Carlo Jimenez
Spanish Radio	ESPN Deportes (1330 AM)

New Orleans vs. LA Clippers Franchise Series Notes

Overall Record: 46-36 (.561) Home Record: 29-13 (.690) Road Record: 17-23 (.425)
Current Streak: Won 2 Home: Won 3 Road: Lost 3

New Orleans Biggest Win	28 (112-84 at Los Angeles on Nov. 9, 2009)
New Orleans Biggest Loss	32 (76-108 at Los Angeles on Mar. 1, 2014)
New Orleans Last Win At Home	105-99 on Mar. 19, 2026
New Orleans Last Loss At Home	113-116 on Dec. 30, 2024
New Orleans Last Win On The Road	117-106 on Feb. 7, 2024
New Orleans Last Loss On The Road	117-137 on Mar. 1, 2026

2026-27 Pelicans vs. Lakers

Dec. 2	vs. L.A. Lakers
Dec. 14	at L.A. Lakers
Dec. 31	vs. L.A. Lakers

2025-26 vs. Lakers (0-4)

Nov. 14	vs. L.A. Lakers	L	104-118
Nov. 30	at L.A. Lakers	L	121-133
Jan. 6	vs. L.A. Lakers	L	103-111
Mar. 3	at L.A. Lakers	L	101-110

Directory

Chief Marketing & Communications Officer	Lauren Lamkin
Senior Director, Communications	Mitch Heckart
Associate Director, Communications	Rachel Feldman
Manager, Communications	Nick Robinson
Coordinator, Communications	Kyle Prengler
Coordinator, Communications	Grace Whitaker
Coordinator, Communications (Coachella Valley Lakers)	Jack Weisskopf

General Information

Division	Pacific
Phone	(310) 426-6000
Address	2275 E. Mariposa Avenue, El Segundo, CA 90245
Home Court	Crypto.com Arena (18,910, opened 1999)
Radio	ESPNLA Radio 710 AM – John Ireland, Mychal Thompson
Spanish Radio	980 KFWB (980 AM) – Eduardo Blancas, Jose "Pepe" Mantilla
TV	Spectrum SportsNet – Bill MacDonald, Stu Lantz, Mike Trudell

New Orleans vs. LA Lakers Franchise Series Notes

Overall Record: 28-54 (.341) Home Record: 17-24 (.415) Road Record: 11-30 (.268)
Current Streak: Lost 9 Home: Lost 4 Road: Lost 8

New Orleans Biggest Win	28 (123-95 at Los Angeles on Feb. 27, 2022)
New Orleans Biggest Loss	44 (89-133 at Los Angeles on Dec. 6, 2023)
New Orleans Last Win At Home	129-109 on Dec. 31, 2023
New Orleans Last Loss At Home	103-111 on Jan. 6, 2026
New Orleans Last Win On The Road	114-111 on Apr. 1, 2022
New Orleans Last Loss On The Road	101-110 on Mar. 3, 2026

OPPONENTS

2026-27 Pelicans vs. Grizzlies

Nov. 2 ..... at Memphis
Nov. 13 ..... vs. Memphis
Dec. 21 ..... vs. Memphis
Mar. 6 ..... at Memphis



2025-26 vs. Grizzlies (2-2)

Oct. 22	at Memphis	L	122-128
Nov. 26	vs. Memphis	L	128-133 (OT)
Jan. 23	at Memphis	W	133-127
Jan. 30	vs. Memphis	W	114-106

Directory

Director of Communications & Publications ..... Ross Wooden
Director of Communications ..... Shantonie Derrick
Manager of Communications & Publications ..... Brandon Abraham

Division ..... Southwest
Phone ..... (901) 205-1234
Address ..... 191 Beale Street, Memphis TN 38103
Home Court ..... FedEx Forum (17,794, opened 2004)
Radio ..... Eric Hasseltine, Elliot Perry, Michael Wallace, Jessica Benson, Jon Roser, Bennett Doyle
TV ..... DAZN – Pete Pranica, Brevin Knight, Rob Fischer, Chris Vernon

New Orleans vs. Memphis Franchise Series Notes

Overall Record: 46-44 (.511) Home Record: 28-17 (.622) Road Record: 18-27 (.400)
Current Streak: Won 2 Home: Won 1 Road: Won 1
New Orleans Biggest Win ..... 31 (144-113 at Memphis on Feb. 16, 2021)
New Orleans Biggest Loss ..... 36 (74-110 at Memphis on Apr. 8, 2015)
New Orleans Last Win At Home ..... 114-106 on Jan. 30, 2026
New Orleans Last Loss At Home ..... 128-133 (OT) on Nov. 26, 2025
New Orleans Last Win On The Road ..... 133-127 on Jan. 23, 2026
New Orleans Last Loss On The Road ..... 122-128 on Oct. 22, 2025

General Information

2026-27 Pelicans vs. Heat

Jan. 2 ..... vs. Miami
Jan. 10 ..... at Miami



2025-26 vs. Heat (0-2)

Jan. 4	at Miami	L	106-125
Feb. 11	vs. Miami	L	111-123

Directory

Vice President, Sports Media Relations ..... Tim Donovan
Senior Director of Sports Media Relations ..... Rob Wilson
Director of Sports Media Relations & Player Engagement ..... Michael Lissack
Assistant Director of Sports Media Relations ..... Nick Maiorana
Sports Media Relations Assistant ..... Maddox Burnett

Divison ..... Southeast
Phone ..... (786) 777-1000
Address ..... 601 Biscayne Boulevard, Miami, FL 33132
Home Court ..... Kaseya Center (19,600, opened 1999)
Radio ..... WQAM 104.3 - Jason Jackson, Ron Rothstein
Spanish Radio ..... WAQI (710 AM) – José Pañeda
Cable TV ..... FanDuel Sports Network Sun– Eric Reid, John Crotty, Jason Jackson

New Orleans vs. Miami Franchise Series Notes

Overall Record: 21-30 (.418) Home Record: 14-11 (.560) Road Record: 7-19 (.269)
Current Streak: Lost 4 Home: Lost 6 Road: Lost 2
New Orleans Biggest Win ..... 29 (106-77 at Miami on Apr. 2, 2008)
New Orleans Biggest Loss ..... 49 (104-153 at New Orleans on Apr. 11, 2025)
New Orleans Last Win At Home ..... 110-104 on Mar. 6, 2020
New Orleans Last Loss At Home ..... 111-123 on Feb. 11, 2026
New Orleans Last Win On The Road ..... 111-88 on Mar. 22, 2024
New Orleans Last Loss On The Road ..... 106-125 on Jan. 4, 2026

General Information

OPPONENTS

2026-27 Pelicans vs. Bucks

Mar. 5 ..... vs. Milwaukee
Mar. 31 ..... at Milwaukee

2025-26 vs. Bucks (0-2)

Feb. 4	at Milwaukee	L	137-141 (OT)
Feb. 20	vs. Milwaukee	L	118-139

Directory

Chief Communications Officer ..... Barry Baum
Vice President of Communications ..... Dan Smyczek
Communications Manager ..... Amanda Janczak
Communications Manager ..... Kate Reed

General Information

Division ..... Central
Phone ..... (414) 227-0500
Address ..... 1543 N. 2nd Street, 6th Floor, Milwaukee, WI 53212
Home Court ..... Fiserv Forum (17, 341, opened 2018)
Radio ..... WTMJ 620 AM, 103.3 FM – Justin Garcia, Dave Koehn
TV ... FanDuel Sports Wisconsin – Lisa Byington, Marques Johnson, Melanie Ricks

New Orleans vs. Milwaukee Franchise Series Notes

Overall Record: 29-22 (.569) Home Record: 18-7 (.720) Road Record: 11-15 (.423)
Current Streak: Lost 4 Home: Lost 2 Road: Lost 8
New Orleans Biggest Win ..... 21 (102-81 at New Orleans on Dec. 3, 2012)
New Orleans Biggest Loss ..... 27 (114-141 at Milwaukee on Jan. 27, 2024)
New Orleans Last Win At Home ..... 107-100 on Mar. 28, 2024
New Orleans Last Loss At Home ..... 118-139 on Feb. 20, 2026
New Orleans Last Win On The Road ..... 123-121 (OT) on Feb. 25, 2018
New Orleans Last Loss On The Road ..... 137-141 (OT) on Feb. 4, 2026

2026-27 Pelicans vs. Timberwolves

Nov. 6 ..... vs. Minnesota
Mar. 8 ..... at Minnesota
Mar. 16 ..... vs. Minnesota

2025-26 vs. Timberwolves (1-3)

Dec. 2	vs. Minnesota	L	142-149 (OT)
Dec. 4	vs. Minnesota	L	116-125
Feb. 6	at Minnesota	W	119-115
Apr. 12	at Minnesota	L	126-132

Directory

Chief Communications Officer ..... Patrick Rees
Director of Communications ..... Aaron Freeman
Senior Manager of Basketball Communications ..... Ali Sayers
Basketball Communications Coordinator ..... Derek Ahmsbrak

General Information

Division ..... Northwest
Phone ..... (612) 673-1600
Address ..... 600 Hennepin Avenue, Suite 300, Minneapolis, MN 55403
Home Court ..... Target Center (18,024 opened 1990)
Radio ..... Alan Hornton
Cable TV ..... DAZN – Kevin Calabro, Jon Sciambi, Michael Grady, Jim Petersen, Meghan McPeak

New Orleans vs. Minnesota Franchise Series Notes

Overall Record: 41-41 (.500) Home Record: 20-20 (.500) Road Record: 21-21 (.500)
Current Streak: Lost 1 Home: Lost 3 Road: Lost 1
New Orleans Biggest Win ..... 48 (139-91 at New Olreans on Nov. 14, 2014)
New Orleans Biggest Loss ..... 41 (93-134 at Minnesota on Mar. 21, 2025)
New Orleans Last Win At Home ..... 119-118 on Dec. 28, 2022
New Orleans Last Loss At Home ..... 116-125 on Dec. 4, 2025
New Orleans Last Win On The Road ..... 119-115 on Feb. 6, 2026
New Orleans Last Loss On The Road ..... 126-132 on Apr. 12, 2026

OPPONENTS

2026-27 Pelicans vs. Knicks

Dec. 16 ..... vs. New York
Mar. 23 ..... at New York

2025-26 vs. Knicks (0-2)

Dec. 29	vs. New York	L	125-130
Mar. 24	at New York	L	116-121

Directory

Senior Vice President, Communications ..... Jeremy Watkins
Senior Director, Communications ..... Derek Lapinski
Director, Communications ..... Mallory Kwitter
Senior Manager, Communications ..... Qadeer Morgan
Manager, Communications ..... Brittany Idowu

General Information

Division ..... Atlantic
Phone ..... (212) 465-6471
Address ..... Two Pennsylvania Plaza, New York, NY 10121
Home Court ..... Madison Square Garden (19,812, opened 1968)
Radio ..... ESPN (98.7 FM) – Tyler Murray, Monica McNutt
Cable TV ..... MSG Network – Mike Breen, Walt Frazier

New Orleans vs. New York Franchise Series Notes

Overall Record: 24-25 (.490) Home Record: 12-12 (.500) Road Record: 12-13 (.580)
Current Streak: Lost 4 Home: Lost 2 Road: Lost 2
New Orleans Biggest Win ..... 23 (115-92 at New York on Feb. 27, 2024)
New Orleans Biggest Loss ..... 33 (85-118 at New York on Dec. 1, 2024)
New Orleans Last Win At Home ..... 96-87 on Oct. 28, 2023
New Orleans Last Loss At Home ..... 125-130 on Dec. 29, 2025
New Orleans Last Win On The Road ..... 115-92 on Feb. 27, 2024
New Orleans Last Loss On The Road ..... 116-121 on Mar. 24, 2026

2026-27 Pelicans vs. Thunder

Nov. 20 ..... at Oklahoma City
Dec. 23 ..... vs. Oklahoma City
Jan. 20 ..... vs. Oklahoma City
Apr. 3 ..... at Oklahoma City

2025-26 vs. Thunder (0-3)

Nov. 2	at Oklahoma City	L	106-137
Nov. 17	vs. Oklahoma City	L	109-126
Jan. 27	at Oklahoma City	L	95-104

Directory

Vice President of Basketball Communications & Engagement ..... Matt Tumbleson
Senior Basketball Communications Lead ..... John Read
Senior Basketball Communications Lead ..... Laila Wani
Senior Basketball Communications Lead ..... Cole Terlip

General Information

Division ..... Northwest
Phone ..... (405) 208-4800
Address ..... 208 Thunder Dr., Oklahoma City, OK 73102
Home Court ..... Paycom Center (18,203, opened 2002)
Radio ..... WWLS (98.1 FM/640 AM) - Matt Pinto
Spanish Radio ..... WKY 930 AM - Eleno Ornelas
Cable TV ..... Bally Sports Oklahoma - Michael Cage, Chris Fisher, Nick Gallo, Paris Lawson

New Orleans vs. Oklahoma City Franchise Series Notes

Overall Record: 32-49 (.395) Home Record: 17-22 (.436) Road Record: 15-27 (.357)
Current Streak: Lost 9 Home: Lost 6 Road: Lost 4
New Orleans Biggest Win ..... 33 (113-80 at Oklahoma City on Dec. 31, 2020)
New Orleans Biggest Loss ..... 45 (74-119 at Oklahoma City on Feb. 27, 2013)
New Orleans Last Win At Home ..... 105-101 on Nov. 28, 2022
New Orleans Last Loss At Home ..... 109-126 on Nov. 17, 2025
New Orleans Last Win On The Road ..... 110-106 on Nov. 1, 2023
New Orleans Last Loss On The Road ..... 95-104 on Jan. 27, 2027

OPPONENTS

2026-27 Pelicans vs. Magic

Jan. 8	vs. Orlando
Feb. 2	at Orlando

2025-26 vs. Magic (0-2)

Jan. 11	at Orlando	L	118-128
Apr. 5	vs. Orlando	L	108-112

Directory

Chief Communications Officer	Joel Glass
Vice President of Communications and Alumni Relations	George Galante
Vice President of Public Relations	Trish Wingerson
Communications Specialist	Louis Axen

General Information

Division	Southeast
Phone	(407) 916-2400
Address	400 W. Church Street, Suite 250, Orlando, FL 32801
Home Court	Kia Center (18,846, opened 2010)
Radio	FM 96.9 The Game – Jake Chapman
TV	DAZN - Jeff Turner, Dante Marchitelli, Kendra Douglas

New Orleans vs. Orlando Franchise Series Notes

Overall Record: 20-31 (.392)	Home Record: 11-15 (.423)	Road Record: 9-16 (.360)
Current Streak: Lost 9	Home: Lost 9	Road: Lost 4

New Orleans Biggest Win	35 (135-100 at Orlando on Apr. 22, 2021)
New Orleans Biggest Loss	30 (88-118 at New Orleans on Feb. 12, 2019)
New Orleans Last Win At Home	118-98 on Jan. 18, 2017
New Orleans Last Loss At Home	118-128 on Jan. 11, 2026
New Orleans Last Win On The Road	110-104 on Dec. 23, 2021
New Orleans Last Loss On The Road	108-112 on Apr. 5, 2026

2026-27 Pelicans vs. 76ers

Jan. 28	vs. Philadelphia
Feb. 1	at Philadelphia

2025-26 vs. 76ers (1-1)

Jan. 31	at Philadelphia	L	114-124
Feb. 21	vs. Philadelphia	W	126-111

Directory

Chief Communications Officer	Dave Sholler
VP, Basketball Commuications	Brandon Chinn
Senior Manager, Basketball Communications	Chris Brannon
Coordinator, Basketball Communications	Maiya Barker

General Information

Division	Atlantic
Phone	(215) 339-7666
Address	3 Banner Way, Camden, NJ 08103
Home Court	Wells Fargo Center (20,007, opened 1996)
Radio	The Fanatic (97.5 FM) – Tom McGinnis
TV	NBC Sports Philadelphia – Kate Scott, Alaa Abdelnaby

New Orleans vs. Philadelphia Franchise Series Notes

Overall Record: 25-24 (.510)	Home Record: 16-8 (.667)	Road Record: 9-16 (.330)
Current Streak: Won 1	Home: Won 4	Road: Lost 1

New Orleans Biggest Win	37 (135-98 at New Orleans on Nov. 16, 2013)
New Orleans Biggest Loss	21 (87-108 at Philadelphia on Nov. 25, 2002)
New Orleans Last Win At Home	126-111 on Feb. 21, 2026
New Orleans Last Loss At Home	97-117 on Oct. 20, 2021
New Orleans Last Win On The Road	123-115 on Jan. 10, 2025
New Orleans Last Loss On The Road	114-124 on Jan. 31, 2026

OPPONENTS

2026-27 Pelicans vs. Suns

Nov. 23 ..... vs. Phoenix
Feb. 25 ..... vs. Phoenix
Feb. 27 ..... at Phoenix



2025-26 vs. Suns (0-4)

Nov. 10	at Phoenix	L	98-121
Dec. 26	vs. Phoenix	L	108-115
Dec. 27	vs. Phoenix	L	114-123
Mar. 6	at Phoenix	L	116-118

Directory

Senior Vice President, Communications ..... Stacey Mitch
Director, Basketball Communications ..... Cole Mickelson
Sr. Coordinator, Basketball Communications ..... Zach Goldman

Division ..... Pacific
Phone ..... (602) 379-7900
Address ..... 201 E. Jefferson Street, Phoenix, AZ 85004
Home Court ..... Mortgage Matchup Center (17,071, opened 1992)
Radio ..... Arizona Sports (98.7 FM) – Tim Kempton, Joe Bloom
Spanish Radio ..... KSUN (1400 AM) – Arturo Ochoa
TV ..... Arizona's Family Sports – Kevin Ray, Rex Chapman, Eddie Johnson, Ann Meyers Drysdale, Amanda Pflugrad

New Orleans vs. Phoenix Franchise Series Notes

Overall Record: 37-45 (.451) Home Record: 18-23 (.439) Road Record: 19-22 (.463)
Current Streak: Lost 5 Home: Lost 2 Road: Lost 3
New Orleans Biggest Win ..... 24 (115-91 at Phoenix on Nov. 24, 2017)
New Orleans Biggest Loss ..... 37 (78-115 at Phoenix on Apr. 17, 2006)
New Orleans Last Win At Home ..... 126-124 on Dec. 5, 2024
New Orleans Last Loss At Home ..... 114-123 on Dec. 27, 2025
New Orleans Last Win On The Road ..... 124-116 on Feb. 27, 2025
New Orleans Last Loss On The Road ..... 116-118 on Mar. 6, 2026

General Information

2026-27 Pelicans vs. Trail Blazers

Nov. 29 ..... at Portland
Jan. 6 ..... vs. Portland
Feb. 16 ..... at Portland



2025-26 vs. Trail Blazers (1-3)

Nov. 12	vs. Portland	L	117-125
Dec. 11	vs. Portland	W	143-120
Jan. 2	vs. Portland	L	109-122
Apr. 2	at Portland	L	106-118

Directory

Senior Director of Basketball Communications & Content Strategy ..... Maggie Yang

Division ..... Northwest
Phone ..... (503) 234- 9291
Address ..... One Center Court, Suite 200, Portland, OR 97227
Home Court ..... The Moda Center (19,441, opened 1995)
Radio ..... Rip City Radio (620 AM) – Travis Demers
TV ..... Networks of KATU/BlazerVision– Kevin Calabro, Lamar Hurd, Brooke Olzendam

New Orleans vs. Portland Franchise Series Notes

Overall Record: 40-43 (.482) Home Record: 25-18 (.581) Road Record: 15-25 (.375)
Current Streak: Lost 2 Home: Lost 1 Road: Lost 2
New Orleans Biggest Win ..... 36 (99-63 at New Orleans on Feb. 13, 2013)
New Orleans Biggest Loss ..... 26 (88-114 at New Orleans on Dec. 20, 2014)
New Orleans Last Win At Home ..... 143-120 on Dec. 11, 2025
New Orleans Last Loss At Home ..... 109-122 on Jan. 2, 2026
New Orleans Last Win On The Road ..... 105-103 on Oct. 25, 2024
New Orleans Last Loss On The Road ..... 106-118 on Apr. 2, 2026

General Information

OPPONENTS

2026-27 Pelicans vs. Kings

Oct. 29	vs. Sacramento
Nov. 30	at Sacramento
Dec. 13	at Sacramento
Dec. 18	vs. Sacramento

2025-26 vs. Kings (2-1)

Feb. 9	vs. Sacramento	W	120-94
Mar. 5	at Sacramento	W	133-123
Apr. 3	at Sacramento	L	113-117

Directory

SVP, Communications & External Affairs	Becky Beland McNaught
VP, Basketball Communications	Shannon Malone
Director, Basketball Communications	Michael Martinez
Coordinator, Basketball Communications	Micayla Rossi

General Information

Division	Pacific
Phone	(888) 915-4647
Address	500 David J. Stern Walk, Sacramento, CA 95814
Home Court	Golden 1 Center (17,832, opened 2016)
Radio	KHTK Sports (1140 AM) – Gary Gerould
Spanish Radio	Armando Botello
Cable TV	NBC Sports California – Mark Jones, Kayte Christensen

New Orleans vs. Sacramento Franchise Series Notes

Overall Record: 47-37 (.560) Home Record: 28-14 (.667) Road Record: 19-23 (.432)
Current Streak: Lost 1 Home: Won 2 Road: Lost 1

New Orleans Biggest Win	36 (129-93 at New Orleans on Nov. 20, 2023)
New Orleans Biggest Loss	36 (71-107 at Sacramento on Dec. 19, 2004)
New Orleans Last Win At Home	120-94 on Feb. 9, 2026
New Orleans Last Loss At Home	111-119 on Feb. 12, 2025
New Orleans Last Win On The Road	133-123 on Mar. 5, 2026
New Orleans Last Loss On The Road	113-117 on Apr. 3, 2026

2026-27 Pelicans vs. Spurs

Nov. 21	at San Antonio
Dec. 20	vs. San Antonio
Jan. 14	at San Antonio
Jan. 17	vs. San Antonio

2025-26 vs. Spurs (1-3)

Oct. 24	vs. San Antonio	L	116-120 (OT)
Nov. 8	at San Antonio	L	119-126
Dec. 8	vs. San Antonio	L	132-135
Jan. 25	at San Antonio	W	104-95

Directory

VP, Communications	Tom James
Senior Director of Basketball Communications	Jordan Howenstine
Basketball Communications Sr. Manager	Kris Davis
Basketball Communications Sr. Coordinator	Alexis Winston

General Information

Division	Southwest
Phone	(210) 444-5500
Address	1 Frost Bank Center Dr, San Antonio, TX 78219
Home Court	Frost Bank Center (18,354, opened 2002)
Radio	WOAI (1200 AM) – Dan Weiss
Spanish Radio	KXTN (107.5 FM) – Paul Castro
TV	FanDuel Sports Network– Jacob Tobey, Sean Elliott, TJ Ford

New Orleans vs. San Antonio Franchise Series Notes

Overall Record: 30-59 (.337) Home Record: 19-27 (.413) Road Record: 11-32 (.256)
Current Streak: Won 1 Home: Lost 2 Road: Won 1

New Orleans Biggest Win	36 (146-110 at San Antonio on Dec. 17, 2023)
New Orleans Biggest Loss	35 (77-112 at Oklahoma City on Dec. 23, 2006)
New Orleans Last Win At Home	109-103 on Feb. 25, 2025
New Orleans Last Loss At Home	132-135 on Dec. 8, 2025
New Orleans Last Win On The Road	104-95 on Jan. 25, 2026
New Orleans Last Loss On The Road	119-126 on Nov. 8, 2025

OPPONENTS

2026-27 Pelicans vs. Raptors

Dec. 28 ..... at Toronto
Mar. 12 ..... vs. Toronto

2025-26 vs. Raptors (1-1)

Mar. 11	vs. Toronto	W	122-111
Mar. 27	at Toronto	L	106-119

Directory

Vice President, Communications ..... Jennifer Quinn
Senior Manager, Communications ..... Phil Summers
Manager, Communications ..... Josh Su

General Information

Division ..... Atlantic
Phone ..... (416) 815-5600
Address ..... 30 British Columbia Road, Toronto, Ontario, Canada M6K 3C3
Home Court ..... Scotiabank Arena (19,800, opened 1999)
Radio ..... TSN Radio 1050 (1050 AM), Sportsnet 590 (590 AM) – Paul Jones, Eric Smith, Jevohn Shepherd
Cable TV ..... TSN, Sportsnet – Matt Devlin, Jack Armstrong, Alvin Williams, Raegan Subban, Danielle Michaud

New Orleans vs. Toronto Franchise Series Notes

Overall Record: 21-30 (.412) Home Record: 11-15 (.423) Road Record: 10-15 (.400)
Current Streak: Lost 1 Home: Won 1 Road: Lost 2
New Orleans Biggest Win ..... 41 (139-98) at Toronto on Mar. 5, 2024)
New Orleans Biggest Loss ..... 24 (91-115 at New Orleans on Mar. 26, 2016)
New Orleans Last Win At Home ..... 122-111 on Mar. 11, 2026
New Orleans Last Loss At Home ..... 93-119 on Nov. 27, 2024
New Orleans Last Win On The Road ..... 139-98 on Mar. 5, 2024
New Orleans Last Loss On The Road ..... 106-119 on Mar. 27, 2026

2026-27 Pelicans vs. Jazz

Oct. 23 ..... at Utah
Nov. 4 ..... vs. Utah
Mar. 1 ..... vs. Utah
Apr. 8 ..... at Utah

2025-26 vs. Jazz (3-0)

Feb. 26	at Utah	W	129-118
Feb. 28	at Utah	W	115-105
Apr. 7	vs. Utah	W	156-137

Directory

Sr. Vice President, Basketball Communications ..... Derek Garduño
Vice President, Basketball Communications ..... Madeline Wehle Crandall
Senior Manager, Basketball Communications ..... Danny Franks
Senior Manager, Basketball Communications ..... Olivia Hill
Manager, Stars/Jazz Basketball Communications ..... Megan Zipfel

General Information

Division ..... Northwest
Phone ..... (801) 325-2500
Address ..... 1420 S 500 W, Salt Lake City, UT 84115
Home Court ..... Delta Center (18,206, opened 1991)
Radio ..... KSL Sports Zone – David Locke, Ron Boone
Cable TV ..... SEG Media/KJZZ – Craig Bolerjack, Thurl Bailey, Holly Rowe

New Orleans vs. Utah Franchise Series Notes

Overall Record: 34-48 (.415) Home Record: 21-21 (.500) Road Record: 13-27 (.325)
Current Streak: Won 8 Home: Won 5 Road: Won 3
New Orleans Biggest Win ..... 34 (124-90 at New Orleans on Mar. 4, 2022)
New Orleans Biggest Loss ..... 33 (94-127 at New Orleans on Feb. 8, 2017)
New Orleans Last Win At Home ..... 156-137 on Apr. 7, 2026
New Orleans Last Loss At Home ..... 121-122 (OT) on Oct. 23, 2022
New Orleans Last Win On The Road ..... 115-105 on Feb. 28, 2026
New Orleans Last Loss On The Road ..... 112-114 on Nov. 27, 2023

OPPONENTS

2026-27 Pelicans vs. Wizards
Feb. 4 ..... at Washington
Apr. 5 ..... vs. Washington

2025-26 vs. Wizards (2-0)

Jan. 9	at Washington	W	128-107
Mar. 8	vs. Washington	W	138-118

Directory

Director, Basketball Communications ..... Matt Quinn
Manager, Basketball Communications ..... Alessandro Carusone

Phone ..... (202) 661-5000
Address ..... 601 F. Street, NW, Washington, DC 20004
Home Court ..... Capital One Arena (20,362, opened 1997)
Radio ..... 106.7 The FAN (FM)/The Team (980 AM) – Dave Johnson, Glenn Consor
TV ... Monumental Sports Network – Chris Miller, Drew Gooden, Meghan McPeak

New Orleans vs. Washington Franchise Series Notes

Overall Record: 25-24 (.510) Home Record: 17-9 (.654) Road Record: 8-15 (.348)
Current Streak: Won 6 Home: Won 3 Road: Won 4
New Orleans Biggest Win ..... 25 (127-102 at New Orleans on Nov. 24, 2021)
New Orleans Biggest Loss ..... 22 (103-125 at Washington on Mar. 17, 2007)
New Orleans Last Win At Home ..... 128-107 on Jan. 9, 2026
New Orleans Last Loss At Home ..... 103-113 on Jan. 28, 2023
New Orleans Last Win On The Road ..... 138-118 on Mar. 8, 2026
New Orleans Last Loss On The Road ..... 100-105 on Nov. 15, 2021

General Information

Division ..... Southeast

2025-26 DIVISION STANDINGS

EASTERN CONFERENCE

Atlantic Division

	W	L	Pct	GB	Home	Road
Boston	56	26	.683	-	30-11	26-15
New York	53	29	.646	3	30-10	22-19
Toronto	46	36	.461	10	24-17	22-19
Philadelphia	45	37	.549	11	23-18	22-19
Brooklyn	20	62	.244	36	12-29	8-33

Central Division

	W	L	Pct	GB	Home	Road
Detroit	60	22	.732	-	31-9	28-13
Cleveland	52	30	.634	8	27-14	25-16
Milwaukee	32	50	.390	28	19-22	13-28
Chicago	31	51	.378	29	18-23	13-28
Indiana	19	63	.232	41	11-30	8-33

Southeast Division

	W	L	Pct	GB	Home	Road
Atlanta	46	36	.561	-	24-17	22-19
Orlando	45	37	.549	1	25-15	19-20
Charlotte	44	38	.537	2	21-20	23-18
Miami	43	39	.524	3	26-15	17-24
Washington	17	65	.207	29	11-30	6-35

WESTERN CONFERENCE

Southwest Division

	W	L	Pct	GB	Home	Road
San Antonio	62	20	.756	-	32-8	29-12
Houston	52	30	.634	10	30-11	22-19
New Orleans	26	56	.317	36	17-24	9-32
Dallas	26	56	.317	36	16-25	10-30
Memphis	25	57	.305	37	13-27	11-29

Northwest Division

	W	L	Pct	GB	Home	Road
Oklahoma City	64	18	.780	-	34-7	30-10
Denver	54	28	.659	10	28-13	26-15
Minnesota	49	33	.598	15	26-15	23-18
Portland	42	40	.512	22	24-17	18-23
Utah	22	60	.268	42	14-27	8-33

Pacific Division

	W	L	Pct	GB	Home	Road
L.A. Lakers	53	29	.646	-	28-13	25-16
Phoenix	45	37	.549	8	25-16	20-21
LA Clippers	42	40	.512	11	23-18	19-22
Golden State	37	45	.451	16	22-19	15-26
Sacramento	22	60	.268	31	15-26	7-34

OPPONENTS

2025-26 NBA INDIVIDUAL LEADERS

SCORING AVERAGE

	G	FG	FT	Pts	Avg
Doncic, LA-L	64	693	503	2143	33.5
Gilgeous-Alexander, OK	68	731	540	2117	31.1
Edwards, Min.	61	602	348	1757	28.8
J. Brown, Bos.	71	736	426	2038	28.7
Maxey, Phi.	70	694	372	1980	28.3
Leonard, LA-C	65	635	371	1813	27.9
Mitchell, Cle.	70	678	372	1952	27.9
Jokic, Den.	65	644	399	1799	27.7
Booker, Pho.	64	546	454	1668	26.1
Brunson, N.Y.	74	689	354	1927	26.0
Durant, Hou.	78	716	408	2026	26.0
Murray, Den.	75	657	346	1905	25.4
Wembanyama, S.A.	64	553	372	1600	25.0
Avdija, Por.	66	492	489	1598	24.2
Siakam, Ind.	62	559	262	1485	24.0
Cunningham, Det.	64	548	310	1531	23.9
Harden, LA-C-Cle.	70	487	463	1652	23.6
Johnson, Atl.	72	600	301	1621	22.5
Banchero, Orl.	72	529	457	1599	22.2
Powell, Mia.	58	421	263	1261	21.7

REBOUNDS PER GAME

	G	Off	Def	Tot	Avg
Jokic, Den.	65	192	644	836	12.9
Towns, N.Y.	75	233	656	889	11.9
Clingan, Por.	77	347	545	892	11.6
Wembanyama, S.A.	64	130	606	736	11.5
Gobert, Min.	76	299	573	872	11.5
Duren, Det.	70	265	472	737	10.5
Johnson, Atl.	72	101	639	740	10.3
Adebayo, Mia.	73	149	583	732	10.0
Mobley, Cle.	65	156	430	586	9.0
Ware, Mia.	77	217	477	694	9.0
Holmgren, OKC.	69	130	485	615	8.9
Sengun, Hou.	72	215	425	640	8.9
Robinson, N.Y.	60	252	273	525	8.8
Diabate, Cha.	73	273	362	635	8.7
Drummond, Phi.	63	200	332	532	8.4
Vucevic, Chi.-Bos.	64	125	412	537	8.4
Banchero, Orl.	72	85	519	604	8.4
Queta, Bos.	76	230	406	636	8.4
Ayton, LA-L	72	185	390	575	8.0
Williams, Pho.	60	185	292	477	8.0

STEALS PER GAME

	G	Stl	AVG
Thompson, Det.	73	146	2.00
Daniels, Atl.	76	149	1.96
Wallace, OKC.	77	150	1.95
Leonard, LA-C	65	122	1.88
Maxey, Phi.	70	130	1.86
Doncic, LA-L	64	105	1.64
Dunn, LA-C	82	131	1.60
Anunoby, N.Y.	67	104	1.55
Goodwin, Pho.	70	106	1.51
Thompson, Hou.	79	119	1.51

MINUTES PER GAME

	G	Min	AVG
Maxey, Phi.	70	2661	38.0
Thompson, Hou.	79	2953	37.4
Durant, Hou.	78	2840	36.4
Doncic, LA-L	64	2289	35.8
Murphy II, N.O.	66	2341	35.5
Murray, Den.	75	2652	35.4
Johnson, Atl.	72	2532	35.2
Smith Jr., Hou.	77	2705	35.1
Edwards, Min.	61	2137	35.0
Brunson, N.Y.	74	2590	35.0

ASSISTS PER GAME

	G	Ast	Avg
Jokic, Den.	65	697	10.7
Cunningham, Det.	64	634	9.9
Doncic, LA-L	64	530	8.3
Harden, LA-C-Cle.	70	557	8.0
Johnson, Atl.	72	566	7.9
Castle, S.A.	68	502	7.4
L. James, LA-L	60	432	7.2
Collier, Utah	59	423	7.2
Ball, Cha.	72	514	7.1
Murray, Den.	75	535	7.1
Brunson, N.Y.	74	503	6.8
Avdija, Por.	66	442	6.7
Westbrook, Sac.	64	426	6.7
Gilgeous-Alexander, OK	68	448	6.6
Maxey, Phi.	70	461	6.6
Mitchell, Mia.	70	453	6.5
Fox, S.A.	72	445	6.2
Sengun, Hou.	72	445	6.2
Booker, Pho.	64	386	6.0
Quickley, Tor.	70	415	5.9

FIELD GOAL PERCENTAGE

	FG	FGA	PCT
Gobert, Min.	335	491	.682
Ayton, LA-L	403	601	.671
Queta, Bos.	326	499	.653
Duren, Det.	522	803	.650
Allen, Cle.	337	528	.638
G. Antetokounmpo, Mil	373	598	.624
Williamson, N.O.	484	807	.600
Claxton, Bkn.	333	583	.571
Raynaud, Sac.	383	671	.571
Jokic, Den.	644	1132	.569

FREE THROW PERCENTAGE

	FT	FTA	PCT
Spencer , Mem.	126	134	.940
Curry, G.S.	204	221	.923
Bane, Orl.	314	346	.908
Alexander-Walker, Atl	277	307	.902
White, Bos.	184	204	.902
Ball, Cha.	161	179	.899
Christie, Dal.	125	139	.899
Markkanen, Utah	240	268	.896
Miller, Cha.	199	223	.892
Maxey, Phi.	372	417	.892

3-POINT FIELD GOAL PERCENTAGE

	3FG	3FGA	PCT
Kennard, Atl.-LA-L	117	245	.478
Portis Jr., Mil.	135	296	.456
Spencer , Mem.	146	325	.449
Tyson, Cle.	133	298	.446
Hachimura, LA-L	116	262	.443
Dosunmu, Chi.-Min.	123	280	.439
Murray, Den.	245	563	.435
Johnson, Den.	110	256	.430
Knueppel, Cha.	273	642	.425
Joe, OKC.	181	428	.423

BLOCKS PER GAME

	G	Blk	AVG
Wembanyama, S.A.	64	197	3.08
Holmgren, OKC.	69	131	1.90
Huff, Ind.	82	153	1.87
Mobley, Cle.	65	113	1.74
Clingan, Por.	77	130	1.69
Gobert, Min.	76	124	1.63
Turner, Mil.	71	115	1.62
Stewart, Det.	58	93	1.60
Missi, N.O.	66	101	1.53
Buzelis, Chi.	77	116	1.51

BACK TO TABLE OF CONTENTS

OPPONENTS

2025-26 NBA TEAM/INDIVIDUAL HIGHS & LOWS

TEAM HIGHS/LOWS

Field Goals	62, Utah vs. MEM, 4/10
Fewest Field Goals	23, Brooklyn at NY, 1/21
FG Attempts	122, Detroit at DAL, 12/18 (OT)
FG Attempts	112, New Orleans vs. POR, 12/11
Fewest FG Attempts	67, San Antonio vs. TOR, 10/27
Field Goal Pct.	.667, Boston vs. BKN, 2/27
Lowest Field Goal Pct.	.291, Brooklyn at NY, 1/21
3-Pt. Field Goals	29, Memphis vs. CLE, 4/6
3-Pt. Field Goals	29, Boston vs. NO, 4/10
3-Pt. FG Attempts	65, Cleveland at MIA, 11/10 (OT)
3-Pt. FG Attempts	59, (3 times, most recently) Boston vs. NO, 4/10
3-Pt. FG Pct.	.655, Houston at BOS, 11/1
Free Throws	47, Miami vs. WAS, 3/10
Fewest Free Throws	1, Golden State vs. PHI, 2/3
FT Attempts	59, Miami vs. WAS, 3/10
Fewest FT Attempts	2, Golden State vs. PHI, 2/3
Free Throw Pct	1.000, (32 times, most recently) Memphis at HOU, 4/12
Lowest Free Throw Pct.	.333, Oklahoma City vs. PHO, 4/12
Off. Rebounds	29, Portland at WAS, 1/27
Fewest Off. Rebounds	1, (4 times, most recently) Chicago at MIA, 1/31
Def. Rebounds	53, Indiana at BKN, 4/9
Fewest Def. Rebounds	14, Memphis vs. NY, 4/1
Rebounds	69, Portland at WAS, 1/27
Fewest Rebounds	20, Toronto at SA, 10/27
Fewest Rebounds	20, Memphis vs. NY, 4/1
Assists	49, Toronto at UTA, 3/23
Assists	49, Indiana at CHI, 4/1
Fewest Assists	10, L.A. Clippers at GS, 10/28
Personal Fouls	37, Indiana vs. OKC, 10/23 (2 OT)
Personal Fouls	36, San Antonio at LAL, 11/5
Fewest Personal Fouls	5, L.A. Clippers at GS, 10/28
Steals	20, Golden State at MIN, 1/25
Steals	20, Toronto vs. ORL, 3/29
Turnovers	29, L.A. Clippers at OKC, 12/18
Fewest Turnovers	3, Oklahoma City vs. DEN, 3/9
Fewest Turnovers	3, Phoenix vs. DEN, 3/24
Blocks	15, Orlando at PHO, 2/21 (2 OT)
Blocks	15, Dallas vs. DET, 12/18 (OT)
Blocks	14, Houston at ATL, 1/29
Points	157, Denver at POR, 2/20
Points	157, Philadelphia vs. CHI, 3/25
Fewest Points	66, Brooklyn at NY, 1/21

INDIVIDUAL HIGHS

Minutes	52, Maxey, PHI vs. ATL, 11/30 (2 OT)
Minutes	48, (7 times, most recently) Mbeng, UTA at LAL, 4/12
Field Goals	20, Flagg, DAL vs. CHA, 1/29
Field Goals	20, Adebayo, MIA vs. WAS, 3/10
FG Attempts	45, Cunningham, DET vs. WAS, 11/10 (OT)
FG Attempts	43, Adebayo, MIA vs. WAS, 3/10
3-Pt. Field Goals	12, Murphy II, NO at MIL, 2/4 (OT)
3-Pt. Field Goals	12, St. Curry, GS at POR, 12/14
3-Pt. FG Attempts	22, Adebayo, MIA vs. WAS, 3/10
Free Throws	36, Adebayo, MIA vs. WAS, 3/10
FT Attempts	43, Adebayo, MIA vs. WAS, 3/10
Off. Rebounds	13, Clingan, POR at WAS, 1/27
Def. Rebounds	19, Holmgren, OKC vs. DEN, 2/27 (OT)
Def. Rebounds	19, Jokic, DEN vs. DAL, 3/25
Rebounds	25, Barnes, TOR vs. GS, 12/28 (OT)
Rebounds	24, Drummond, PHI vs. MIA, 11/23
Assists	23, Nembhard, DAL vs. CHI, 4/12
Steals	8, Jones, NO vs. HOU, 12/18 (OT)
Steals	8, Maxey, PHI vs. IND, 1/19
Turnovers	10, Castle, SA at NO, 10/24 (OT)
Turnovers	10, Jokic, DEN at MEM, 3/18
Turnovers	10, Mashack, MEM at UTA, 4/10
Blocks	9, Wembanyama, SA at NO, 10/24 (OT)
Blocks	7, (6 times, most recently) Beringer, MIN vs. NO, 4/12
Points	83, Adebayo, MIA vs. WAS, 3/10

OPPONENTS

2025-26 NBA ATTENDANCE TOTALS

	Home Attendance			Road Attendance		
Team	**Games**	**Total**	**Average**	**Games**	**Total**	**Average**
Atlanta Hawks	41	670,581	16,356	41	733,755	17,896
Boston Celtics	41	785,396	19,156	41	753,964	18,389
Brooklyn Nets	41	713,896	17,412	41	747,699	18,237
Charlotte Hornets	41	767,319	18,715	41	750,488	18,305
Chicago Bulls	41	829,997	20,244	41	739,108	18,027
Cleveland Cavaliers	41	796,712	19,432	41	737,697	17,993
Dallas Mavericks	41	790,821	19,288	40	716,407	17,910
Denver Nuggets	41	812,868	19,826	41	732,952	17,877
Detroit Pistons	40	786,037	19,651	41	755,451	18,426
Golden State Warriors	41	740,624	18,064	41	754,762	18,409
Houston Rockets	41	740,378	18,058	41	743,224	18,127
Indiana Pacers	41	682,287	16,641	41	740,832	18,069
Los Angeles Clippers	41	722,504	17,622	41	736,938	17,974
Los Angeles Lakers	41	773,047	18,855	41	760,388	18,546
Memphis Grizzlies	40	613,576	15,339	40	718,179	17,954
Miami Heat	41	808,063	19,709	41	744,282	18,153
Milwaukee Bucks	41	682,644	16,650	41	742,292	18,105
Minnesota Timberwolves	41	732,465	17,865	41	739,096	18,027
New Orleans Pelicans	41	675,507	16,476	41	734,754	17,921
New York Knicks	40	792,480	19,812	41	750,177	18,297
Oklahoma City Thunder	41	746,323	18,203	40	725,956	18,149
Orlando Magic	40	738,471	18,462	39	717,609	18,400
Philadelphia 76ers	41	778,871	18,997	41	746,578	18,209
Phoenix Suns	41	699,911	17,071	41	730,809	17,825
Portland Trail Blazers	41	718,863	17,533	41	728,157	17,760
Sacramento Kings	41	661,735	16,140	41	729,601	17,795
San Antonio Spurs	40	743,129	18,578	41	752,912	18,364
Toronto Raptors	41	772,141	18,833	41	745,928	18,193
Utah Jazz	41	745,626	18,186	41	734,857	17,923
Washington Wizards	41	660,376	16,107	41	737,796	17,995
TOTALS	1225	22,182,648	18,108	1225	22,182,648	18,108

2025-26 NBA HONOR ROLL

2025-26 NBA HONORS

Most Valuable Player
Shai Gilgeous-Alexander, Oklahoma City Thunder

Coach of the Year
Joe Mazzulla, Boston Celtics

Rookie of the Year
Cooper Flagg, Dallas Mavericks

Most Improved Player
Nickeil Alexander-Walker, Atlanta Hawks

Defensive Player of the Year
Victor Wembanyama, San Antonio Spurs

Sixth Man Award
Keldon Johnson, San Antonio Spurs

Clutch Player of the Year
Shai Gilgeous-Alexander, Oklahoma City Thunder

Sportsmanship Award
Derrick White, Boston Celtics

Twyman-Stokes Teammate of the Year Award
DeAndre Jordan, New Orleans Pelicans

Social Justice Champion
Bam Adebayo, Miami Heat

2025-26 ALL-NBA TEAM

First Team	Second Team	Third Team
G Cade Cunningham, DET	F Jaylen Brown, BOS	C Jalen Duren, DET
G Luka Dončić, LAL	G Jalen Brunson, NYK	F Chet Holmgren, OKC
G Shai Gilgeous-Alexander, OKC	F Kevin Durant, HOU	F Jalen Johnson, ATL
C Nikola Jokić, DEN	F Kawhi Leonard, LAC	G Tyrese Maxey, PHI
C Victor Wembanyama	G Donovan Mitchell, CLE	G Jamal Murray, DEN

2025-26 ALL-DEFENSIVE TEAM

First Team	Second Team
C Rudy Gobert, MIN	C Bam Adebayo, MIA
F Chet Holmgren, OKC	F OG Anunoby, NYK
F Ausar Thompson, DET	F Scottie Barnes, TOR
C, Victor Wembanyama, SAS	G Dyson Daniels, ATL
G Derrick White, BOS	G Cason Wallace, OKC

BACK TO TABLE OF CONTENTS

OPPONENTS

2026 NBA DRAFT

FIRST ROUND

Team	Player	Position	Prior to NBA/Country
1. Washington	AJ Dybantsa	F	BYU/USA
2. Utah	Darryn Peterson	G	Kansas/USA
3. Memphis	Cameron Boozer	F	Duke/USA
4. Chicago	Caleb Wilson	F	North Carolina/USA
5. LA Clippers	Keaton Wagler	G	Illinois/USA
6. Brooklyn	Mikel Brown Jr.	G	Brooklyn/USA
7. Sacramento	Darius Acuff Jr.	G	Arkansas/USA
8. Atlanta	Kingston Flemmings	G	Houston/USA
9. Dallas	Morez Johnson Jr.	F	Michigan/USA
10. Milwaukee	Brayden Burries	G	Arizona/USA
11. Golden State	Yaxel Lendeborg	F	Michigan/USA
12. Oklahoma City	Aday Mara	C	Michigan/Spain
13. Miami	Nate Ament	F	Tennessee/USA
14. Charlotte	Hannes Steinbach	F	Washington/Germany
15. Chicago	Dailyn Swain	G	Texas/USA
16. Memphis	Bennett Stirtz	G	Iowa/USA
17. Oklahoma City	Ebuka Okorie	G	Stanford/USA
18. Charlotte	Christian Anderson Jr.	G	Texas Tech/USA
19. Toronto	Allen Graves	F	Santa Clara/USA
20. San Antonio	Jayden Quaintance	F	Kentucky/USA
21. Detroit	Karim López	F	NZ Breakers/Mexico
22. Philadelphia	Labaron Philon Jr.	G	Alabama/USA
23. Atlanta	Zuby Ejiofor	F	St. John's/USA
24. New York	Cameron Carr	G	Baylor/USA
25. L.A. Lakers	Sergio de Larrea	G	Valencia/Spain
26. Denver	Tarris Reed Jr.	C	UCONN/USA
27. Boston	Chris Cenac Jr.	F	Houston/USA
28. Minnesota	Joshua Jefferson	F	Iowa State/USA
29. Cleveland	Alex Karaban	F	UCONN/USA
30. Dallas	Koa Peat	F	Arizona/USA

SECOND ROUND

Team	Player	Position	Prior to NBA/Country
31. New York	Bruce Thornton	G	Ohio State/USA
32. Memphis	Richie Saunders	G	BYU/USA
33. Brooklyn	Isaiah Evans	G	Duke/USA
34. Sacramento	Meleek Thomas	G	Arkansas/USA
35. San Antonio	Trevon Brazile	F	Arkansas/USA
36. LA Clippers	Baba Miller	F	Cincinnati/Spain
37. Oklahoma City	Ryan Conwell	G	Louisville/USA
38. Chicago	Braden Smith	G	Purdue/USA
39. Houston	Jack Kayil	G	Alba Berlin/Germany
40. Boston	Dillon Mitchell	F	St. John's/USA
41. Miami	Otega Oweh	G	Kentucky/USA
42. San Antonio	Ja'Kobi Gillespie	G	Tennessee/USA
43. Brooklyn	Tyler Bilodeau	F	UCLA/USA
44. San Antonio	Maliq Brown	F	Duke/USA
45. Sacramento	Emanuel Sharp	G	Houston/USA
46. Orlando	Felix Okpara	F	Tennessee/Nigeria
47. Phoenix	Tyler Nickel	F	Vanderbilt/USA
48. Dallas	Tobi Lawal	F	Virginia Tech/United Kingdom
49. Denver	Bryce Hopkins	F	St. John's/USA
50. Toronto	Jaden Bradley	G	Arizona/USA
51. Washington	Izaiyah Nelson	F	South Florida/USA
52. LA Clippers	Henri Veesaar	C	North Carolina/Estonia
53. Houston	Ugonna Onyenso	C	Virginia/Nigeria
54. Golden State	Lajae Jones	G	Florida State/USA
55. New York Knicks	Nick Martinelli	F	Northwestern/USA
56. Chicago	Vsevolod Ishchenko	G	PBC Lokomotiv Kuban/Russia
57. Atlanta	Narcisse Ngoy	F	Poitiers Basket 86/France
58. New Orleans	Jaron Pierre Jr.	G	SMU/USA
59. Minnesota	Trey Kaufman-Renn	F	Purdue/USA
60. Washington	Malique Lewis	F	SE Melbourne Phoenix/Trinidad and Tobago

OPPONENTS

ALL-TIME NBA STATISTICAL LEADERS

MOST GAMES PLAYED

LEBRON JAMES	1,622
Robert Parish	1,611
Kareem Abdul-Jabbar	1,560
Vince Carter	1,541
Dirk Nowitzki	1,522
John Stockton	1,504
Karl Malone	1,476
Kevin Garnett	1,462
Kevin Willis	1,424
Jason Terry	1,410

MOST MINUTES PLAYED

LEBRON JAMES	61,030
Kareem Abdul-Jabbar	57,446
Karl Malone	54,852
Dirk Nowitzki	51,368
Kevin Garnett	50,418
Jason Kidd	50,111
Elvin Hayes	50,000
Kobe Bryant	48,637
Wilt Chamberlain	47,859
John Stockton	47,764

POINTS

LEBRON JAMES	43,440
Kareem Abdul-Jabbar	38,387
Karl Malone	36,928
Kobe Bryant	33,643
KEVIN DURANT	32,597
Michael Jordan	32,292
Dirk Nowitzki	31,560
Wilt Chamberlain	31,419
JAMES HARDEN	29,339
Shaquille O'Neal	28,596

MOST FIELD GOALS MADE

LEBRON JAMES	15,961
Kareem Abdul-Jabbar	15,837
Karl Malone	13,528
Wilt Chamberlain	12,681
Michael Jordan	12,192
Kobe Bryant	11,719
Shaquille O'Neal	11,330
KEVIN DURANT	11,258
Dirk Nowitzki	11,169
Elvin Hayes	10,976

MOST FIELD GOALS ATTEMPTED

LEBRON JAMES	31,502
Kareem Abdul-Jabbar	28,307
Karl Malone	26,210
Kobe Bryant	26,200
Michael Jordan	24,537
Elvin Hayes	24,272
John Havlicek	23,930
Dirk Nowitzki	23,734
Wilt Chamberlain	23,497
Carmelo Anthony	22,643

MOST FREE THROWS MADE

Karl Malone	9,787
LEBRON JAMES	8,882
JAMES HARDEN	8,627
Moses Malone	8,531
Kobe Bryant	8,378
KEVIN DURANT	7,704
Oscar Robertson	7,694
Michael Jordan	7,327
Dirk Nowitzki	7,240
Jerry West	7,160

MOST FT ATTEMPTED

Karl Malone	13,188
LEBRON JAMES	12,051
Wilt Chamberlain	11,862
Shaquille O'Neal	11,252
Moses Malone	11,090
Kobe Bryant	10,011
JAMES HARDEN	10,002
Dwight Howard	9,455
Kareem Abdul-Jabbar	9,304
Oscar Robertson	9,185

MOST 3PT FIELD GOALS MADE

STEPHEN CURRY	4,248
JAMES HARDEN	3,390
Ray Allen	2,973
KLAY THOMPSON	2,899
DAMIAN LILLARD	2,804
LeBRON JAMES	2,636
Reggie Miller	2,560
Kyle Korver	2,450
PAUL GEORGE	2,449
KEVIN DURANT	2,377

MOST 3PT FIELD GOALS ATT.

STEPHEN CURRY	10,073
JAMES HARDEN	9,323
LEBRON JAMES	7,565
DAMIAN LILLARD	7,556
Ray Allen	7,429
KLAY THOMPSON	7,089
Reggie Miller	6,486
PAUL GEORGE	6,382
Jamal Crawford	6,379
Vince Carter	6,168

MOST OFFENSIVE REBOUNDS

Moses Malone	6,731
Robert Parish	4,598
Buck Williams	4,526
Dennis Rodman	4,329
Charles Barkley	4,260
Shaquille O'Neal	4,209
Dwight Howard	4,151
Kevin Willis	4,132
Hakeem Olajuwon	4,034
ANDRE DRUMMOND	3,965

MOST DEFENSIVE REBOUNDS

Kevin Garnett	11,453
Karl Malone	11,406
Tim Duncan	11,232
Dwight Howard	10,476
LeBRON JAMES	10,253
Robert Parish	10,117
Dirk Nowitzki	10,021
Hakeem Olajuwon	9,714
Moses Malone	9,481
Kareem Abdul-Jabbar	9,394

MOST TOTAL REBOUNDS

Wilt Chamberlain	23,924
Bill Russell	21,620
Kareem Abdul-Jabbar	17,440
Elvin Hayes	16,279
Moses Malone	16,212
Tim Duncan	15,091
Karl Malone	14,968
Robert Parish	14,715
Kevin Garnett	14,662
Dwight Howard	14,627

MOST ASSISTS

John Stockton	15,806
Chris Paul	12,552
Jason Kidd	12,091
LeBRON JAMES	12,016
Russell Westbrook	10,351
Steve Nash	10,335
Mark Jackson	10,334
Magic Johnson	10,141
Oscar Robertson	9,887
Isiah Thomas	9,061

MOST STEALS

John Stockton	3,265
Chris Paul	2,728
Jason Kidd	2,684
Michael Jordan	2,514
Gary Payton	2,445
LeBRON JAMES	2,417
Maurice Cheeks	2,310
Scottie Pippen	2,307
Clyde Drexler	2,207
Hakeem Olajuwon	2,162

MOST BLOCKED SHOTS

Hakeem Olajuwon	3,830
Dikembe Mutombo	3,289
Kareem Abdul-Jabbar	3,189
Mark Eaton	3,064
Tim Duncan	3,020
David Robinson	2,954
Patrick Ewing	2,894
Shaquille O'Neal	2,732
Tree Rollins	2,542
Robert Parish	2,361

MOST PERSONAL FOULS

Kareem Abdul-Jabbar	4,657
Karl Malone	4,578
Robert Parish	4,443
Charles Oakley	4,421
Hakeem Olajuwon	4,383
Buck Williams	4,267
Elvin Hayes	4,193
Clifford Robinson	4,175
Kevin Willis	4,172
Shaquille O'Neal/Otis Thorpe	4,146

BACK TO TABLE OF CONTENTS

OPPONENTS

ALL-TIME NBA STATISTICAL LEADERS

HIGHEST SCORING AVERAGE

(400 Games or 10,000 Points Minimum)

Player	G	Pts	Avg
Michael Jordan	1,072	32,292	30.12
Wilt Chamberlain	1,045	31,419	30.07
LUKA DONCIC	514	15,021	29.22
JOEL EMBIID	490	13,544	27.64
Elgin Baylor	846	23,149	27.36
KEVIN DURANT	1,201	32,597	27.14
Jerry West	932	25,192	27.03
LEBRON JAMES	1,622	43,440	26.78
Allen Iverson	914	24,368	26.66
Bob Pettit	792	20,880	26.36

HIGHEST FREE THROW PERCENTAGE

(1,200 FTM minimum)

Player	FTM	FTA	Pct
STEPHEN CURRY	4,236	4,645	.9120
Steve Nash	3,060	3,384	.9043
Mark Price	2,135	2,362	.9039
Rick Barry	3,818	4,243	.8998
DAMIAN LILLARD	5,262	5,853	.8990
Peja Stojakovic	2,237	2,500	.8948
Chauncey Billups	4,496	5,029	.8940
Ray Allen	4,398	4,920	.8939
JJ Redick	2,060	2,310	.8918
Calvin Murphy	3,445	3,864	.8916

HIGHEST FIELD GOAL PERCENTAGE

(2,000 FGM minimum)

Player	FGM	FGA	Pct
DeANDRE JORDAN	3,877	5,757	.6734
RUDY GOBERT	4,238	6,441	.6580
JARRETT ALLEN	3,249	5,070	.6508
JAKOB POELTL	2,565	4,033	.6360
Montrezl Harrell	2,506	4,050	.6188
IVICA ZUBAC	2,745	4,470	.6141
CLINT CAPELA	3,588	5,855	.6128
Artis Gilmore	5,732	9,570	.5990
DEANDRE AYTON	3,308	5,527	.5985
Tyson Chandler	3,558	5,964	.5966

HIGHEST 3-POINT FIELD GOAL PERCENTAGE

(250 3FGM Minimum)

Player	3FGM	3FGA	Pct
Steve Kerr	726	1,599	.4540
LUKE KENNARD	1,020	2,307	.4421
Hubert Davis	728	1,651	.4409
Drazen Petrovic	255	583	.4374
Joe Harris	1,026	2,354	.4359
Jason Kapono	457	1,054	.4336
SETH CURRY	957	2,208	.4334
Tim Legler	260	603	.4312
Steve Novak	575	1,337	.4301
Kyle Korver	2,450	5,715	.4287

TOP 100 ALL-TIME NBA CAREER SCORERS

Player	YRS	G	PTS	AVG
LeBRON JAMES	23	1,622	43440	26.8
Kareem Abdul-Jabbar	20	1,560	38387	24.6
Karl Malone	19	1,476	36928	25.0
Kobe Bryant	20	1,346	33643	25.0
KEVIN DURANT	18	1,201	32597	27.1
Michael Jordan	15	1,072	32292	30.1
Dirk Nowitzki	21	1,522	31560	20.7
Wilt Chamberlain	14	1,045	31419	30.1
JAMES HARDEN	17	1,221	29339	24.0
Shaquille O'Neal	20	1,207	28596	23.7
Carmelo Anthony	19	1,260	28289	22.5
Moses Malone	19	1,329	27409	20.6
Elvin Hayes	16	1,303	27313	21.0
Russell Westbrook	18	1,301	27176	20.9
Hakeem Olajuwon	18	1,238	26946	21.8
DEMAR DEROZAN	17	1,264	26711	21.1
Oscar Robertson	14	1,040	26710	25.7
Dominique Wilkins	15	1,074	26668	24.8
STEPHEN CURRY	17	1,069	26528	24.8
Tim Duncan	19	1,392	26496	19.0
Paul Pierce	19	1,343	26397	19.7
John Havlicek	16	1,270	26395	20.8
Kevin Garnett	21	1,462	26071	17.8
Vince Carter	22	1,541	25728	16.7
Alex English	15	1,193	25613	21.5
Reggie Miller	18	1,389	25279	18.2
Jerry West	14	932	25192	27.0
Patrick Ewing	17	1,183	24815	21.0
Ray Allen	18	1,300	24505	18.9
Allen Iverson	14	914	24368	26.7
Charles Barkley	16	1,073	23757	22.1
Robert Parish	21	1,611	23334	14.5
Adrian Dantley	15	955	23177	24.3
Dwyane Wade	16	1,054	23165	22.0
Elgin Baylor	14	846	23149	27.4
Chris Paul	21	1,370	23058	16.8
DAMIAN LILLARD	13	900	22598	25.1
Clyde Drexler	15	1,086	22195	20.4
Gary Payton	17	1,335	21813	16.3
Larry Bird	13	897	21791	24.3
Hal Greer	15	1,122	21586	19.2
G. ANTETOKOUNMPO	13	895	21531	24.1
Walt Bellamy	14	1,043	20941	20.1
Pau Gasol	20	1,226	20894	17.0
Bob Pettit	11	792	20880	26.4
David Robinson	14	987	20790	21.1
George Gervin	10	791	20708	26.2
LaMarcus Aldridge	16	1,076	20558	19.1
Mitch Richmond	14	976	20497	21.0
Joe Johnson	17	1,277	20407	16.0
Tom Chambers	16	1,107	20049	18.1
Antawn Jamison	16	1,083	20042	18.5
John Stockton	19	1,504	19711	13.1
Bernard King	14	874	19655	22.5
Clifford Robinson	18	1,380	19591	14.2
Walter Davis	15	1,033	19521	18.9
Dwight Howard	18	1,242	19485	15.7
Tony Parker	18	1,254	19473	15.5
Terry Cummings	18	1,183	19460	16.4
Jamal Crawford	20	1,327	19419	14.6
ANTHONY DAVIS	14	807	19385	24.0
PAUL GEORGE	16	945	19338	20.5
Bob Lanier	14	959	19248	20.1
Eddie A. Johnson	17	1,199	19202	16.0
Gail Goodrich	14	1,031	19181	18.6
Reggie Theus	13	1,026	19015	18.5
Dale Ellis	17	1,209	19004	15.7
Scottie Pippen	17	1,178	18940	16.1
Jason Terry	19	1,410	18881	13.4
Chet Walker	13	1,032	18831	18.2
Isiah Thomas	13	979	18822	19.2
Bob McAdoo	14	852	18787	22.1
Zach Randolph	16	1,116	18578	16.6
Mark Aguirre	13	923	18458	20.0
Dolph Schayes	15	996	18438	18.5
KYRIE IRVING	14	779	18433	23.7
Rick Barry	10	794	18395	23.2
Tracy McGrady	15	938	18381	19.6
Julius Erving	11	836	18364	22.0
Glen Rice	15	1,000	18336	18.3
Dave Bing	12	901	18327	20.3
BROOK LOPEZ	18	1,180	18151	15.4
DEVIN BOOKER	11	737	18120	24.6
NIKOLA JOKIC	11	810	18009	22.2
World B. Free	13	886	17955	20.3
Calvin Murphy	13	1,002	17949	17.9
Lou Hudson	13	890	17940	20.2
Chris Mullin	16	986	17911	18.2
Lenny Wilkens	15	1,077	17772	16.5
Bailey Howell	12	950	17770	18.7
Magic Johnson	13	906	17707	19.5
Shawn Marion	16	1,163	17700	15.2
NIKOLA VUCEVIC	15	1,036	17684	17.1
Rudy Gay	17	1,120	17642	15.8
Rolando Blackman	13	980	17623	18.0
Otis Thorpe	17	1,257	17599	14.0
Jason Kidd	18	1,391	17529	12.6
Earl Monroe	13	926	17454	18.8
Steve Nash	18	1,217	17387	14.3
KLAY THOMPSON	13	934	17346	18.6

MEDIA



MEDIA

FOLLOWING THE PELICANS

The New Orleans Pelicans and Gulf Coast Sports & Entertainment Network will begin their third year of bringing a variety of both home and road games into the homes of the Greater New Orleans area and Gulf South region. Gulf Coast Sports & Entertainment Network is scheduled to broadcast 80 regular season games, including 20 simultaneous broadcasts on WVUE – FOX 8.

Play-by-play announcer Joel Meyers and color analyst Antonio Daniels return to the Pelicans television booth for their fifteenth and eighth seasons with the team, respectively. Meyers, a three-time Emmy award-winning play-by-play announcer, brings more than 35 years of broadcast experience to the organization. Daniels, who played 14 seasons in the NBA including 61 games with the New Orleans Hornets in 2008-09, joined the broadcast team in 2019 after serving as a studio analyst for FOX Sports Oklahoma and FOX Sports Southwest during the previous four seasons.

Andrew Lopez will return to the television broadcast team as sideline reporter for the third consecutive season. The New Orleans native spent five years covering the NBA for ESPN.com before joining the Pelicans broadcast team ahead of the 2024-25 season. Prior to joining ESPN in 2019, Lopez spent seven seasons working full-time for The Times-Picayune covering a variety of sports including the Pelicans, LSU, Tulane and recruiting.

Kelly Crull joins the Pelicans television broadcast team as the host of pregame, halftime, and postgame studio shows. Crull is an Emmy Award-winning reporter, having previously served in a number of national roles with NBA on TNT, NBA-TV, Major League Baseball on TBS and football on ESPN and Raycom. Over her 17-year broadcast career, Crull has served as a reporter for the Oklahoma City Thunder, San Diego Padres, Chicago Cubs, Atlanta Braves and Atlanta Hawks.

Kalia Butler joins the organization as a team reporter, bringing dynamic on-air presence, basketball expertise and storytelling to the television broadcast and the team's digital platforms. Butler previously served as the sideline reporter for the WNBA's Chicago Sky and is the host of Locked on Women's Basketball. A graduate of Syracuse University, Butler's broadcasting resume includes hosting Sky UnGuarded on WCIU, serving as a color analyst for University of Illinois Chicago's Women's Basketball and working as a sideline reporter for WCIU's high school sports broadcasts.

The broadcast team provides viewers with an engaging viewership experience through their dynamic commentary, seamlessly blending insightful analysis with passionate enthusiasm. Included will be a live 30-minute pre and post-game show, as well as additional programming.

The Gulf Coast Sports & Entertainment Network is now available in 14 markets throughout the Gulf South region – in Louisiana (Alexandria, Baton Rouge, Lafayette, Lake Charles, Monroe, New Orleans, and Shreveport); Mississippi (Biloxi, Hattiesburg, Jackson, and Meridian); and Alabama (Birmingham, Mobile, and Montgomery). The distribution agreement with Gray Media now makes Pelicans games available to nearly 10.4 million viewers throughout the Gulf South. Games will be accessible via an over-the-air antenna or a local cable or satellite provider that carries the Gulf Coast Sports & Entertainment Network. WVUE-TV and Gray Media announced this year that DIRECTV will now offer the Gulf Coast Sports & Entertainment Network (GCSEN), bringing New Orleans Pelicans games to DIRECTV subscribers within the 14 television markets where the GCSEN is available.

All locally televised Pelicans games will also be available via streaming on Pelicans+, the team's direct-to-consumer streaming service. Pelicans+ offers fans the ability to watch all locally televised Pelicans games live, plus access to view the pregame and postgame shows, on-demand game replays and exclusive team content games on smartphones, tablets, laptops, or Smart TVs. Live game streams on Pelicans+ will be simulcast with over-the-air broadcasts on the Gulf Coast Sports & Entertainment Network.

Radio Network Flagship Station – WWL, 870 AM

WWL 870 AM/ 105.3 FM will continue to serve as the flagship radio station for the New Orleans Pelicans, broadcasting all 82 regular season games, all preseason matchups, and all playoff action. This marks the third year of the team's multi-season partnership with Audacy. Todd Graffagnini returns for his eighth season as the play-by-play voice, joined by John DeShazier, who begins his 15th year as color analyst. Gus Kattengell is back for his third full-time season as the team's Producer & Radio Host. For a complete list of radio affiliates, visit Pelicans.com.

MEDIA



JOEL MEYERS
TELEVISION PLAY-BY-PLAY ANNOUNCER

Entering his 15th season with the New Orleans Pelicans as the team's television Play-By-Play Announcer, Joel Meyers brings over 30 years of broadcast experience to the organization. Meyers came to New Orleans after six seasons as the Los Angeles Lakers' TV play-by-play announcer (2005-11) and two as the Lakers' radio play-by-play announcer (2003-2005). Meyers won two Emmy awards in his time as L.A.'s TV play-by-play man and previously served four years as the voice of San Antonio Spurs' television broadcast before joining the Lakers.

Earlier in his career Meyers worked for ESPN for more than a decade calling college football, college basketball and professional golf. Meyers has also worked for NBC covering the NFL, two Olympic Games as well as the NBA and professional golf. In addition, Meyers previously worked Sunday Night Football for CBS/Westwood0ne for 10 years in addition to calling BIG12 college football on FSN.

A St. Louis native, Meyers attended the University of Missouri.



ANTONIO DANIELS
TELEVISION COLOR ANALYST

Antonio Daniels enters his eighth season on the New Orleans Pelicans broadcast crew as a Color Analyst. Daniels, who played 61 games with the New Orleans Hornets in 2008-09, joined the Bally Sports New Orleans broadcast team after serving as a Studio Analyst for Bally Sports Oklahoma and Bally Sports Southwest from 2015-19.

Selected by the Vancouver Grizzlies with the fourth overall pick in the 1997 NBA Draft, Daniels played 14 seasons in the NBA from 1997-2011. He won an NBA championship in 1999 as a member of the San Antonio Spurs and also played for the Portland Trail Blazers, Seattle SuperSonics, Washington Wizards, New Orleans Hornets and Philadelphia 76ers. During his career, the 6'4" guard averaged career numbers of 7.6 points, 3.4 assists and 1.8 rebounds in 872 regular season games. Daniels also appeared in 80 Playoff contests, averaging 13.4 points, 4.5 assists, and 3.2 rebounds.

A native of Columbus, Ohio, Daniels played collegiately at Bowling Green State University, where he was the Mid-American Conference Player of the Year in 1997. Following his playing career, Daniels has worked as an analyst on SiriusXM NBA Radio as well as a broadcaster and co-host for a radio sports talk show on KZDC ESPN San Antonio, where he was named the 2015 San Antonio Magazine Radio Personality of the Year.



ANDREW LOPEZ
TELEVISION SIDELINE REPORTER

Andrew Lopez enters his third season with the Pelicans as their TV Sideline Reporter. Prior to joining the Pelicans' broadcast team, Lopez spent five years covering the NBA for ESPN.com. For the first four seasons, he was based in New Orleans before spending his last season in San Antonio. Previously, he spent seven seasons working full-time for The Times-Picayune covering a variety of sports including the Pelicans, LSU, Tulane and recruiting.

A New Orleans native, Lopez is a graduate of Holy Cross School and earned his bachelor's degree in mass communications from Loyola New Orleans in 2008.

MEDIA



TODD GRAFFAGNINI
RADIO PLAY-BY-PLAY ANNOUNCER

Todd Graffagnini enters his eighth season as the radio play-by-play voice of the New Orleans Pelicans in 2026-27. In addition to his duties with the Pelicans, he also serves as a contributor on all of the franchise's digital media platforms, conducting exclusive interviews with players, coaches and executives from both the Pelicans and New Orleans Saints franchises.

Prior to joining the Pelicans, Graffagnini served as a full-time baseball radio Play-By-Play Broadcaster at Tulane University since 1994 and the "Voice of the Green Wave" from 2007-19, calling men's basketball, football and baseball games for Tulane. He also hosted the Tulane coaches' television and radio shows. On Sept. 29, 2023, Graffagnini was inducted into the Tulane Athletics Hall of Fame.

A graduate of Jesuit High School and Loyola University in New Orleans, Graffagnini has also served as the Studio Host for the New Orleans Hornets (2002-05), as well as a Play-By-Play Announcer and Color Analyst for Minor League Baseball's New Orleans Zephyrs in 2001.



JOHN DESHAZIER
RADIO COLOR ANALYST

John DeShazier enters his 15th season with the Pelicans radio broadcast team. DeShazier will serve as the Color Analyst on Pelicans radio broadcasts. In addition to his Pelicans duties, DeShazier is the primary writer for NewOrleansSaints.com.

Prior to joining the Pelicans, DeShazier was a general sports columnist and sports writer for The Times-Picayune newspaper in New Orleans from 1992-2012. During those 20 years, he covered and opined on local and state teams and also covered and opined on events, including the NBA Finals, the Super Bowl, the NBA All-Star Game, the NCAA Final Four, the BCS National Championship Game and the Sugar Bowl.

Four times, he was honored by the Louisiana Sports Writers Association as having written the top high school or pro sports column in the state and once, by the Louisiana/Mississippi Associated Press Managing Editors for having written the top sports column.

A native of Macon, Ga., DeShazier graduated from Georgia College and State University in Milledgeville, Ga., in 1989 with a Bachelor of Science degree in Journalism.

He has been a member of the Phi Beta Sigma Fraternity, Inc., since 1985 and is active in the New Orleans graduate chapter, Theta Beta Sigma.

MEDIA



KALIA BUTLER
REPORTER

Kalia Butler joins the organization as a team reporter, bringing dynamic on-air presence, basketball expertise and storytelling to the television broadcast and the team's digital platforms.

Butler previously served as the sideline reporter for the WNBA's Chicago Sky and is the host of Locked on Women's Basketball. A graduate of Syracuse University, Butler's broadcasting resume includes hosting Sky UnGuarded on WCIU, serving as a color analyst for University of Illinois Chicago's Women's Basketball and working as a sideline reporter for WCIU's high school sports broadcasts.

With a passion for representation in sports media and a commitment to connecting fans with the stories behind the game, Kalia continues to make her mark as a trusted and engaging voice in the industry.



KELLY CRULL
STUDIO HOST

Kelly Crull joins the Pelicans broadcast team as the host of the pregame, halftime, and postgame studio shows. Crull's impressive career in sportscasting began after a successful collegiate tennis career at the University of Missouri. Starting as a weekend sports anchor at WTHR in Lafayette, Indiana, she quickly gained recognition for her coverage of major sporting events.

Over her 17-year career, Crull has achieved significant milestones, including an Emmy Award and roles with ten distinguished sports organizations. She served as the sideline reporter for the Oklahoma City Thunder for three seasons, covering their playoff runs and appearance in the 2012 NBA Finals. Crull then joined Fox Sports San Diego as a beat reporter and host, memorably becoming part of the Padres' walk-off victory tradition.

Her career continued with NBC Sports Chicago, covering the Chicago Cubs' 2016 World Series victory and later serving as the Chicago Bulls sideline reporter. From 2020 to 2023, Crull covered the Atlanta Braves and Atlanta Hawks for Bally Sports Southeast, witnessing the Braves' World Series win in 2021.

Crull's national experience includes roles with Major League Baseball on TBS, NBA on TNT & NBA-TV, and football on ESPN and Raycom.

MEDIA



GUS KATTENGELL
EXECUTIVE PRODUCER OF RADIO

Gus Kattengell enters his third season with the Pelicans Radio team as executive producer of radio for the 2026-27 season. A longtime contributor to Pelicans radio broadcasts, Kattengell will manage the Pelicans Radio Network, overseeing live game coverage on WWL Radio, on-air talent coordination, original programming, and overall network operations. Kattengell will also serve in additional on-air roles including sideline reporting and hosting the pregame, halftime, and postgame shows on the Pelicans Radio Network.

Engrained in the New Orleans media scene for the past 25 years, Kattengell has hosted a daily radio program called The Sports Hangover since 2010. Over the course of his career, Kattengell has also served in various radio roles with the New Orleans Saints, Tulane University football and basketball, as well as the Arena Football League's New Orleans Voodoo. Additionally, he has hosted Arkansas Game Day on CST/Yurview Saturdays for the past five seasons. Kattengell previously served in the same capacity during the 2010-11 season with the then New Orleans Hornets.

A graduate of Brother Martin High School, Kattengell earned a degree in broadcast journalism from the University of Southern Mississippi.



DOUG TATUM
VICE PRESIDENT OF DIGITAL MEDIA

Doug Tatum enters his 15th season with the New Orleans Pelicans, his seventh as Vice President of Digital Media after serving as the Executive Director of Digital Media for eight seasons. Tatum oversees the direction of all digital media properties and the support staff for both the Pelicans and the New Orleans Saints, including all social media accounts and all team-related mobile platforms.

Prior to joining the Pelicans, Tatum served 13 years, first as Deputy, then as lead Sports Editor, for the state's largest newspaper, The Times-Picayune. Tatum helped usher NOLA.com through a transition phase that saw the reduction of The Times-Picayune from a daily newspaper to a more digitally focused endeavor. Tatum was part of The Times-Picayune staff that received two Pulitzer Prizes for its coverage of Hurricane Katrina and its aftermath. Under his guidance, the sports staff of The Times-Picayune earned numerous state, regional and national awards for its work.

Tatum, a 1992 graduate of Western Kentucky University and native of Louisville, also previously served as an editor at The Cincinnati Enquirer and The (Louisville) Courier-Journal.

MEDIA



JIM EICHENHOFER
PUBLICATIONS AND NEW MEDIA MANAGER

Jim Eichenhofer begins his 21st full season with the Pelicans as Publications and New Media Manager, serving as the primary writer for Pelicans.com.

Since coming to the NBA in 2005, he has organized and directed many of the multi-team features that have appeared on NBA.com and individual team websites.

Prior to joining the Pelicans, Eichenhofer was a sportswriter for daily newspapers in Geneva, N.Y., and Auburn, N.Y., earning an Associated Press award for column writing. He has written over 100 feature articles for national basketball magazines SLAM, Inside Stuff and HOOP, interviewing and profiling NBA players such as Yao Ming, Chris Bosh, Tony Parker and Kevin Durant. He's written magazine articles on New Orleans players including Anthony Davis, Tyson Chandler, Greivis Vasquez and Carl Landry. In addition to those national magazine assignments, he's written player and team features for the NBA All-Star Game and NBA Finals official programs. He has also appeared as a guest on NBA TV.

Eichenhofer is a native of Waterloo, N.Y. and graduate of Ithaca (N.Y.) College.



MATT RYAN
EXECUTIVE DIRECTOR OF BASKETBALL COMMUNICATIONS

Matt Ryan enters his 15th season with the New Orleans Pelicans, his fourth as Executive Director of Basketball Communications. He served his first 11 seasons as the Director of Basketball Communications for the Pelicans.

Ryan oversees many of the daily aspects of the department such as the media guide, credentialing, writing news releases, fulfilling player and staff interview requests both locally and nationally, while maintaining statistical upkeep of player performances.

As Director, Ryan represents the department on all team travel including road trips, All-Star events, Summer League and the NBA Draft. He transitioned to the department in 2012 after beginning his career with the New Orleans Saints communications department prior to the 2011 season.

Ryan is a New Orleans native who graduated from Jesuit High School and Tulane University.

MEDIA



CHRIS TRAHANT
SENIOR MANAGER, BASKETBALL COMMUNICATIONS & BROADCAST

Chris Trahant enters his 14th season with the New Orleans Pelicans Basketball Communications department, his fourth as Senior Manager, Basketball Communications & Broadcast. Trahant is the department's primary editor of team publications and is responsible for maintaining team statistical databases, organizing game day administrative operations, and fulfilling external and internal media requests, as well as accompanying the organization on team travel.

Trahant also fulfills broadcasting duties that include serving as the team's liaison with the Gulf Coast Sports and Entertainment Network and national television and radio broadcast partners.

He transitioned fully to the department prior to the 2014-15 season after serving as New Orleans Saints/Pelicans Communications Intern for the 2013-14 season.

Trahant is a New Orleans native who graduated from Jesuit High School and Louisiana State University.



HENRY VALIER
SENIOR COORDINATOR OF BASKETBALL COMMUNICATIONS

Henry Valier enters his eighth season with the New Orleans Pelicans Basketball Communications department, his third as Senior Coordinator of Basketball Communications.

Valier is responsible for being the primary composer and editor of game notes, assisting with the production of the media guide, managing the Pelicans press website, assisting with the execution of day-to-day basketball communications responsibilities, and accompanying the organization on team travel.

Prior to joining the Pelicans full-time in 2021, Valier served as the Digital Media/ Basketball Communications Associate for both the New Orleans Pelicans/Saints for two seasons (2019-21), and before that interned for the Saints communications staff during the Summer of 2018.

A native of St. Louis, Missouri, Valier graduated from the University of Missouri (Columbia, MO), where he received his Bachelor's degree in Sport Management.



SAM SHANNON
CORPORATE COMMUNICATIONS MANAGER



JD MASON
BASKETBALL COMMUNICATIONS ASSOCIATE

MEDIA

Media Credentials

Single game requests should be directed to the Pelicans communications office no later than 48-hours before the game you wish to cover. First-time requests must be in written form on company letterhead and received by the aforementioned deadline. Because of limited press seating, credentials and/or media seating cannot be guaranteed. Credentials are good for admittance to the press room, dining area and seating areas and may be picked up at the press entrance (located at the Elevators 1 & 2 entrance located on Dave Dixon Drive near the corner of Magnolia Street). Credentials must be worn at all times and are non-transferable. Any unauthorized use will subject the bearer to ejection from the arena and the forfeiture of the credential. An autograph or photo request by a media member will also result in the forfeiture of the credential. Photographs of full-season or single-game credentials are not to be posted on social media platforms, and doing so can result in the forfiture of credentials.

International Media Policy

Media representing an organization with affiliations located outside Canada or the United States must contact NBA International by emailing Michael Perrelli (mperrelli@nba.com) to arrange credentials. Please do not contact the Pelicans media relations department. Additional information on international media policies can be obtained from the NBA League Office.

Press Parking/Press Gate

All credentialed media may park in Garage 5, located on the corner of Magnolia Street and Dave Dixon Drive, just northwest of the Smoothie King Center. Pelicans PR will provide each media member with a mobile parking pass that will be sent to a designated SeatGeek account. Please refer to the attached map for reference to parking in Garage 5. Please note that the media entrance at the Smoothie King Center has moved to a new location. Media Will Call is now located at the Elevators 1 & 2 entrance located on Dave Dixon Drive near the corner of Magnolia Street. The loading dock will no longer be an entry point for media or broadcast personnel. Photos and diagrams of the media entrance are attached. The media entrance opens three hours prior to the game.

Media Work Space/Media Dining

Upon entering the Smoothie King Center through the media entrance, proceed through the elevator lobby and into the hallway, then follow the Media Work Room signage. The Media Work Room is located near the visiting team tunnel. Seating charts will be posted throughout the Media Work Room and the press seating areas. A complimentary pre-game meal is served in the Media Work Room at the Smoothie King Center three hours before each game.

Smoothie King Center Press Seating

Print media press seating is located above Sections 112, 113, 120 and 124 of the Smoothie King Center, as well as Press Box B above section 330. To access these seats in 112 and 113 from the media work room, walk out to the court, behind the visiting bench, and up the stairs between sections 113 and 114. To access media seating above section 120 and 124 from the media work room, walk out to the court, across the baseline, and up the stairs between Sections 122 and 123. Visiting sideline reporters and advance team scouts will be seated on the baseline closest to the visitor's bench in front of Section 118. Auxiliary press seating for media members and NBA team scouts is located above Section 124. To access to Press Box B, take the elevator located outside of the Pelicans Broadcast Offices (to the left of the media entrance and ASM Security control room) to the top floor (PR).

Photographers

Season passes will be provided to accredited photographers from New Orleans area daily newspapers and television stations who plan on covering at least 30 of the 41 regular season home games. Weekly newspaper photographers will be handled on an individual game basis. Photographers must be on assignment for a publication to be credentialed. Limited space is available at each end of the court for both television and still photographers. Photographers must stay in the designated area. Photographers may not sit on equipment cases and live television cameras have first priority on location and right of way. All NBA league rules regarding photography apply. Photographers/videographers that have a baseline position on the court must wear a photo vest, which can be retrieved from the media workroom from a member of the Pelicans PR staff. Only those wearing a vest may shoot from the court from 30 minutes before the scheduled tip through the conclusion of the game. An auxilary photo bank for photographers not provided with a baseline position is located above section 124.

Internet Access

The Smoothie King Center offers wireless internet service to working media. To access the internet, please select the Caesars Wi-Fi network. There is no password. If you should have any questions related to your wireless access, or would like a hard line for internet access, please let us know and we will be happy to assist you.

MEDIA

Pre and Post-Game Interviews

All Tier 1 and Tier 2 media will be allowed in each team's press conference room. Pelicans press conferences will be held in Locker Room 8, while the visiting team's press conferences will take place in Locker Room 4. Pelicans Head Coach Jamahl Mosley's pregame press conference will start 105 minutes prior to the game, while the visiting head coach will be available 90 minutes prior to the game. Each head coach and at least two players from each team will be available in their respective interview rooms following the game.

NBA TV Arena Link Room

The NBA TV Arena Link room at the Smoothie King Center is stationed next to the Pelicans player entrance. Should you need to utilize the Arena Link system, please contact a member of the Pelicans basketball communications department.

Live Shots

Television stations wishing to conduct live shots may do so pre and post-game. Live shots may be staged behind the courtside seats along either baseline areas. Pre-game live shots must conclude no later than 30 minutes prior to the scheduled start of the game.

Game Notes and Statistics

Game notes and additional press materials are available in the press room four hours before each game. Statistics are distributed to the working media during the game and are also available in the press room. Post-game notes and quotes are distributed a short time following the completion of the game. In an effort to reduce our paper consumption, in-game statistics for print media, as well as post-game notes and quotes, will be distributed via email. Box scores and game books will be available in the media workroom. Statistics monitors are provided for television and radio broadcasts as well as for print and television media.

Injury Reports/Updates

Reports and updates on players who are injured during a game will be distributed by the Pelicans basketball communications department. Additionally, please follow @PelicansPR on twitter for in-game reports and updates.

Practice Policy

The Pelicans practice at the Ochsner Sports Performance Center, located at 5800 Airline Drive in Metairie, LA. Media should enter through the press entrance of the building (posted on the doors, located adjacent to the main entrance) and park in the general parking lot. Practices are closed to the public. The final 15 minutes of practice will be open to the media. Head Coach Jamahl Mosley and players are available immediately following practice for interviews. Please contact the Pelicans basketball communications department to confirm practice times and the availability of the players and coaches. One-on-one interviews should be scheduled in advance with the Pelicans communications department.

Directions From Louis Armstrong New Orleans International Airport to the Smoothie King Center

Follow airport access road to I-10 East. Go approximately eight miles, stay in the right lanes at I-10/I-610 split (after Bonnabel Blvd. Exit) and follow I-10 Eastbound towards downtown New Orleans. Go approximately three miles after the split, stay in the middle lanes and take the Superdome Exit. Turn right at the end of the ramp onto Girod Street. The arena is in the first block on your right. Driving time is approximately 30 minutes, but allow 45 minutes during rush hour.

Directions From Downtown New Orleans to the Ochsner Sports Performance Center

Take I-10 westbound towards Baton Rouge. Exit 226 for Clearview Parkway South towards the Huey Long Bridge. Merge on to Clearview Parkway and turn right on to Airline Drive. Destination is 1.1 miles up Airline on the left hand side at the intersection of Elise Avenue. The duration of the trip is approximately 20 minutes. Please see above practice policy for parking and entrance instructions.

MISCELLANEOUS



MISCELLANEOUS



SMOOTHIE KING CENTER

SEATING CAPACITIES
Basketball: 18,500 (16,867 for Pelicans)
Concert (end stage): 17,000

A center stage for all forms of entertainment, the Smoothie King Center is home to the Pelicans and is the setting for some of the music industry's top performers and acts. The 26-year-old arena (opened October 29, 1999) stands tall in the colorful mix of downtown New Orleans and is connected by two pedestrian ramps to the magnificent Caesars Superdome. Built for $112 million, the facility is managed by ASM Global, which provides facility services to 189 venues worldwide. With a seating capacity of 18,500 (16,867 for Pelicans games), the Arena contains 56 executive suites, HUB Club including 140 seats, and 2,800 club seats, maintaining and providing personal amenities specific to each suite. The Arena provides numerous amenities at various locations for the convenience of its patrons: 24 permanent stands for food and beverage, three permanent stands for merchandise, 18 women's restrooms and 14 men's restrooms on public concourses and a 5,000-car Superdome garage adjacent to the Arena. All seating and access are in compliance with ADA regulations.

LOCATION

The Smoothie King Center is located in downtown New Orleans, at the foot of a ramp from Interstate 10, the Mississippi River Bridge approach and the Pontchartrain Expressway; connected by two pedestrian ramps to the Caesars Superdome.

CLUB SEATS

The Smoothie King Center has 2,800 club seats via seat licenses, all located in the middle sections of the lower bowl; 1,400 each side of the arena floor. All have oversized, cushioned seats with cup holders. Excellent access is provided to Club lounges (one on each side). Club seat holders have options for all Arena events.

EXECUTIVE SUITES

The Smoothie King Center has 56 executive suites; 16 have 18 theatre-style seats; all others have 12 theatre-style seats. Other amenities include a private concourse, refrigerators, wet bar, television sets with in-house TV and cable channels, access and membership to two club level lounges and preferred parking. The super suite remains one of the building's unique attributes. Named the HUB club (HUB International Ltd.), this super suite offers the convenience, comfort, and service of a private suite on a single-game basis. The HUB Club includes 140 seats and is newly furnished with the same plush carpeting, tables, chairs and TV monitors.

COURTSIDE CLUB

Accessed from the East Lobby on La Salle Street, the Courtside Club offers a lounge area, dining facilities, a patio area and a unique view of the team as it heads onto the court.

SCOREBOARDS/INFORMATION SYSTEM

The Smoothie King Center has a four-sided center-hung scoreboard and four Daktronics ProAd hustle boards located in each corner of the arena and monitors throughout the concourses, suites and private dining areas.

PRESS FACILITIES

Media facilities include lower bowl seating, a working press area, an interview area, dining area and provisions for uplink to satellite vans and state-of-the-art TV broadcast facilities.

LOCKER ROOMS

Along with the Pelicans locker room and visiting NBA locker room, the Smoothie King Center is equipped with three additional locker rooms along with six dressing rooms and three production offices.

CONCESSION STANDS

The Smoothie King Center has 24 permanent concession stands plus numerous other portable units for the sale of food, beverages and souvenir items.

BOX OFFICE

The Smoothie King Center has full box office services, with 16 ticket windows at the main entrance on the Northwest corner of facility plus six additional windows on the East end of the building. The box office phone number is (504) 587-3822.

ARENA FLOOR

The Smoothie King Center floor has 24,650 square feet of column-free space; 290 ft. long by 85 ft. wide, with retractable seating units in one end zone.

MISCELLANEOUS

TICKET MAP



OCHSNER SPORTS PERFORMANCE CENTER



LOCATION
5800 Airline Drive,
Metairie, LA 70003

TELEPHONE
504-593-4700

The New Orleans Pelicans relocated to a state-of-the-art practice facility on the campus of the Ochsner Sports Performance Center prior to the start of the 2013-14 season. The Pelicans share the Ochsner Sports Performance Center with the NFL's New Orleans Saints at 5800 Airline Drive in Metairie, LA, the only such arrangement in major North American sports. The $16 million, 50,000 square foot practice facility houses a 32,000 square foot practice area that features two full-sized basketball courts, offices for coaches and basketball operations staff, and a team theatre for film review. The building also includes a 12,000 square foot area that contains the Pelicans' locker room, players' lounge, barber shop, equipment room, and training room. Prior to the new facility, the team had operated at a temporary setup at the Alario Center, a public multipurpose facility in Westwego, La. after moving to New Orleans in 2002.

In the summer of 2024, the facility underwent a multi-million dollar renovation, which included a completly re-invisioned cafeteria, new conference spaces, and a viewing deck.



MISCELLANEOUS

LOGOS / MARKS

PARTIAL ICON



GLOBAL LOGO



SECONDARY LOGOS



"BIRD-DE-LIS"
Incorporates pelican, fleur-de-lis and crescent basketball.



CIRCULAR
Incorporates cultural reference to "Crescent City" more formally and includes fleur-de-lis and crescent basketball.

Wordmark
Inspired by French Quarter street signs.

Fleur-De-Lis
A most notable symbol of New Orleans, the Fleur-de-lis is also represented within the primary and secondary marks. Its roots lie within its French origin and the deep cultural heritage of our city and is thus displayed on the city's flag. The mark, however, came to mean much more after Hurricane Katrina devastated the region, and came to symbolize the heart and resolve of the city.

Crescent Basketball
Coined the "Crescent City" in 1835, New Orleans derived its popular nickname as it was established along the semi-circle bend of the Mississippi River. The crescent shape is thereby represented in several of the marks.

NEW ORLEANS PELICANS OFFICIAL COLORS

Blue, gold and red are the colors represented in the flag of New Orleans.

PELICANS NAVY
PANTONE 289
100C/76M/0C/76Y
10R/35G/64B

PELICANS GOLD*
PANTONE 465
13C/31M/63Y/12K
185R/151G/91B

PELICANS RED
PANTONE 186
2C/100M/85Y/6K
206R/14G/45B

Primary – Navy
Representative of the state flag of Louisiana. Traditionally represents liberty (as in the City of New Orleans flag).

Secondary – Gold
The raucous embellishment and flourish that represents the spirited life of New Orleans. It's a color indicative of the city itself. It ties together this organization (shared color with the Saints), the rich and diverse history of the city and its culture of celebration. It's the color often found in the "crown" of pelicans and represented the championships we intend to win.

Tertiary – Red
Red signifies fraternity, one blood or union, as with this team of players. It also represents the legend of the mother pelican pricking her own breast to feed her young in times of need, doing whatever it takes to endure. It's found on the throat of this powerful bird and provides a flash of intensity.

*for alternative flat applications use Pantone 872

MISCELLANEOUS

UNIFORMS

ASSOCIATION EDITION



ICON EDITION

STATEMENT EDITION



MISCELLANEOUS

COURT DESIGN



MISCELLANEOUS

NBA INFORMATION

New York
Olympic Tower
645 Fifth Avenue
New York, NY 10022
Telephone: (212) 407-8000
Fax: (212) 832-3861

New Jersey
100 Plaza Drive
Secaucus, NJ 07094
Telephone: (201) 865-1500
Fax: (201) 974-5973

INTERNATIONAL OFFICES

EUROPE & THE MIDDLE EAST

London
Endeavour House
189 Shaftesbury Avenue
London, United Kingdom WC2H 8JR
Telephone: +44-20-7420-8900

Madrid
47 Leganitos Street 6th Floor
28013 Madrid, Spain
Telephone: +34-912-153-573

AFRICA

Cairo
5A Waterway Building H, Second Floor, Unit 3
New Cairo, Cairo
Egypt

Dakar
Levels 4 and 5, Serenity Building
King Fahd Palace Road
Almadies, Dakar
Senegal

Johannesburg
6th Floor, The Ridge
1 Discovery Place
Sandton, 2196
South Africa

Nairobi
Kofisi Riverside
95 Riverside Drive
Keystone Park Block A, 3rd Floor
Nairobi, Kenya

Lagos
6th Floor, Landmark Towers
5B Water Corporation Road
Oniru, Lagos State, Nigeria

LATIN AMERICA

Mexico City
Av. Prolongacion Paseo de la Reforma
No. 1236, Piso 6, Planta Baja
Desarrollo Santa Fe
Cuajimalpa De Morelos,
Ciudad De Mexico 05348
Telephone: +52-55-9171-7700

São Paulo
Avenida das Nacoes Unidas
No. 14.171
32nd Floor, Suite 3201
Tower C (Crystal Tower)
São Paulo, Brazil 04794-000

CANADA

Toronto
16 York Street, Suite 2510
Toronto, Ontario, Canada M5J 0E6

ASIA/PACIFIC

Beijing
9th Floor, East Tower, Genesis Beijing,
No. 8 Xinyuan South Road,
Chaoyang District
Beijing, China 100027
Telephone: +86-10-5200-8200

Hong Kong
Room 3101, Lee Gardens One
33 Hysan Avenue
Causeway Bay, Hong Kong
Telephone: +852-2843-9600
Fax: +852-2536-4808

Manila
Unit 1701, World Plaza Building
4th Avenue, Bonifacio Global City
Taguig, 1634 Philippines
Telephone: +63-939-906-4675

Mumbai
C-1804, ONE BKC
G Block, Bandra Kurla Complex
Bandra East, Mumbai - 400051

Shanghai
45/F, Tower 1 Plaza 66
No. 1266 Nanjing West Road
Jing An District
Shanghai, China 200040
Telephone: +86-21-6137-2200

Sinapore
#26-13, South Beach Tower
38 Beach Road
Singapore 189767
Telephone: +65-8907-2095

Tokyo
2-24-12 Shibuya
37F Shibuya Scramble Square
Shibuya-ku, Tokyo, Japan
150-6139
Telephone: +81-90-5906-1103

MISCELLANEOUS

2026-27 NBA G LEAGUE DIRECTORY

NBA G League Office
Olympic Tower
645 5th Avenue
New York, NY 10022
212-407-8700

Media Relations Contacts:
Devon Garden (dgarden@nba.com)

Austin Spurs
1717 Scottsdale Drive, Suite 155
Cedar Park, TX 78641
Tel: (210) 973-3954
Arena: H-E-B Center at Cedar Park
Media Relations Contacts: Loren Leali'ie' (lleaIiiee@spurs.com)
NBA Affiliation: San Antonio

Capital City Go-Go
1100 Oak Drive SE, Washington, DC, 20032
Tel: (202) 318-5278
Arena: CareFirst Arena
Media Relations Contact: Alyssa Freeman (afreeman@monumentalsports.com)
NBA Affiliation: Washington

Cleveland Charge
1 Center Ct., Cleveland, OH 44115
Tel: (216) 420-2730
Arena: Cleveland Public Hall
Media Relations Contacts: Sean Wyatt (Swyatt@cavs.com)
NBA Affiliation: Cleveland

College Park Skyhawks
101 Marietta St., NW Suite 1900, Atlanta, GA 30303
Tel: (404) 878-3800
Arena: Gateway Center Arena @ College Park
Media Relations Contact: Justin Lloyd (justin.lloyd@hawks.com)
NBA Affiliation: Atlanta

Coachella Valley Lakers
75702 Varner Rd, Palm Desert, CA 92211
Tel: (310) 426-6000
Arena: Acrisure Arena
Media Relations Contact: Jack Weisskopf (jweisskopf@cv-lakers.com)
NBA Affiliation: Los Angeles

Delaware Blue Coats
401 Garasches Lane, Wilmington, DE 19801
Tel: (302) 351-5383
Arena: Chase Fieldhouse
Media Relations Contact: Alex Yoh (alexyoh@76ers.com)
NBA Affiliation: Philadelphia

Grand Rapids Gold
130 Fulton Street W, Grand Rapids, MI 49503
Tel: (248) 563-8736
Arena: Van Andel Arena
Media Relations Contact: Brittney DeLand (bdeland@nbagrandrapids.com)
NBA Affiliation: Denver

Greensboro Swarm
2411 B West Gate City Blvd, Greensboro, NC 27403
Tel: (804) 475-7315
Arena: Novant Health Fieldhouse
Media Relations Contact: Ben Creider (bcreider@hornets.com)
NBA Affiliations: Charlotte

Iowa Wolves
730 3rd Street, Des Moines, Iowa 50309
Tel: (612) 354-0424
Arena: Wells Fargo Arena
Media Relations Contact: Amara Gerlach (amara.gerlich@iawolves.com)
NBA Affiliations: Minnesota

Laketown Squadron
4545 Williams Blvd, Kenner, LA 70065
Tel: (205) 719-0850
Arena: Pontchartrain Center
Media Relations Contact: Trey Hines
NBA Affiliation: New Orleans

Long Island Nets
1255 Hempstead Turnpike,
Uniondale, New York 11553
Tel: (973) 356-8485
Arena: Nassau Veterans Memorial Coliseum
Media Relations Contact: Jake Wolf (jwolf@bseglobal.net)
NBA Affiliation: Brooklyn

Maine Celtics
239 Park Avenue, Portland, ME 04102
Tel: (207) 210-6655 ext. 210
Arena: Portland Exposition Building
Media Relations Contact: Evans Boston (EBoston@maineceltics.com)
NBA Affiliation: Boston

Memphis Hustle
191 Beale Street, Memphis, TN 28103
Tel: (901) 530-0098
Arena: Landers Center
Media Relations Contact: Brandon Abraham (BAbraham@grizzlies.com)
NBA Affiliation: Memphis

Mexico City Capitanes
Av. de las Granjas 800, Santa Barbara, Azcapotzalco, 02230, Mexico City, Mexico
Arena: Arena Ciudad de México
Tel: +52 55 6414 6100
Media Relations Contact: Adriana Barrón (abarron@capitanes.mx) / Eduardo Chavez (eduardo@capitanes.mx)
NBA Affiliation: None

Motor City Cruise
1290 West Warren Avenue, Detroit, MI 48201
Tel: (419) 516-2703
Arena: Wayne State Fieldhouse
Media Relations Contact: Brody Hickle (bhickle@pistons.com)
NBA Affiliation: Detroit

Noblesville Boom
14157 CJ Way, Noblesville, IN 46060
Tel: (765) 618-5339
Arena: The Arena at Innovation Mile
Media Relations Contact: Dermonte Bond (dbond@noblesvillebloom.com)
NBA Affiliation: Indiana Pacers

Oklahoma City Blue
208 Thunder Drive, Oklahoma City, OK 73102
Tel: (405) 496-8774
Arena: Paycom Center
Media Relations Contact: Maggie Watkins (mwatkins@okcthunder.com)
NBA Affiliation: Oklahoma City

Osceola Magic
1875 Silver Spur Lane, Kissimmee, FL 34744
Tel: (515) 423-4060
Arena: Silver Spurs Arena
Media Relations Contact: Jack Brandsgard (JbrandsgardOsceolaMagic.com)
NBA Affiliation: Orlando

Raptors 905
5600 Rose Cherry Place, Mississauga, ON L4Z4B6
Tel: (647) 244-5077
Arena: Paramount Fine Foods Centre
Media Relations Contact: Safia Hersi (shersi@raptors905.com)
NBA Affiliation: Toronto

MISCELLANEOUS

2026-27 NBA G LEAGUE DIRECTORY (CONT.)

Rio Grande Valley Vipers
4900 South I-69, Edinburg, TX 78539
Arena: Bert Ogden Arena
Tel: (956) 510-7162
Media Relations Contact: Juanita Dellett(juanita@rgvipers.com)
NBA Affiliation: Houston

Rip City Remix
1 Center Court Suite 200, Portland, OR 97277
Tel: (503) 312-5241
Arena: Chiles Center
Media Relations Contact: Reggie Walker (reggie.walker@ripcity.com) / Hannah Grauert (hannah.grauert@ripcity.com)
NBA Affiliation: Portland

Salt Lake City Stars
3200 S Decker Lake Drive, West Valley City, UT 84119
Tel: (801) 325-7827
Arena: Maverik Center
Media Relations Contact: Hunter Parry (hunter,parry@utahjazz.com.com)
NBA Affiliation: Utah

San Diego Clippers
3510 Village Commercial Dr. Oceanside, CA 92056
Tel: (407) 797-5336
Arena: Frontwave Arena
Media Relations Contact: Quinlan Corrigan (qcorrigan@clippers.com) / Maddie Glass(mglass@clippers.com)
NBA Affiliation: LA Clippers

Santa Cruz Warriors
903 Pacific Avenue, Suite 101, Santa Cruz, CA 95060
Tel: (203) 564-3429
Arena: Kaiser Permanente Arena
Media Relations Contact: Ryan Frank (rfrank@goldenstate.com.com)
NBA Affiliation: Golden State

Sioux Falls Skyforce
2131 South Minnesota Ave, Sioux Falls, SD 57105
Tel: (712) 209-3707
Arena: Sanford Pentagon
Media Relations Contact: Carter Mix (Carter.Mix@heat.com)
NBA Affiliation: Miami

Stockton Kings
248 W Fremont St., Stockton, CA 95203
Tel: (720) 369-8129
Arena: Adventist Health Arena
Media Relations Contact: Cam Kennedy (cakennedy@kings.com)
NBA Affiliation: Sacramento

Texas Legends
2601 Avenue of the Stars, Suite 300, Frisco, TX 75034
Tel: (214) 604-1198
Arena: Comerica Center
Media Relations Contact: Tristin Meza (tmeza@texlegends.com.com)
NBA Affiliation: Dallas

Westchester Knicks
711 Old Saw Mill River Road, Tarrytown, NY 10591
Tel: (917) 658-2345
Arena: Westchester County Center
Media Relations Contact: : Joshua Delerme (joshua.delerme@msgsports.com)
NBA Affiliation: New York

Windy City Bulls
5333 Prairie Stone Parkway, Hoffman Estates, IL 60192
Tel: (630) 945-6346
Arena: NOW Arena
Media Relations Contact: Austen Thomas (Athomas@bulls.com)
NBA Affiliation: Chicago

Wisconsin Herd
549 High Avenue, Oshkosh, WI 54901
Tel: (920) 851-7889
Arena: Oshkosh Arena
Media Relations Contact: Jamie Winsted (jamie.winsted@wisconsinherd.com)
NBA Affiliations: Milwaukee

Valley Suns
411 S. Packard Drive, Tempe, AZ 85281
Tel: (765) 615-0897
Arena: Mullet Arena
Media Relations Contact: Bryce Marsee (bmarsee@suns.com)
NBA Affiliations: Phoenix

MISCELLANEOUS

LAKETOWN SQUADRON

After spending the past five seasons in Birmingham, the New Orleans Pelicans announced that their G League affiliate will relocate to Kenner, La. and rebrand as the Laketown Squadron in March 2026. As part of the relocation, the Squadron and City of Kenner completed a renovation to the 2,000 seat Pontchartrain Convention & Center ahead of the 2026-27 NBA G League season.

The Laketown Squadron serve as a development ground for NBA talent as the Pelicans one-on-one affiliate in the NBA G League. Led by Joe Dumars, Executive Vice President of Basketball Operations, and Senior Vice President of Basketball Operations Troy Weaver, the Pelicans have full control of the Squadron roster and have the ability to move players between Pelicans and Squadron rosters when needed.

"The close proximity to Kenner gives us the ability to better align our basketball operations and coaching strategies, integrate player development, and enhance roster flexibility throughout the season," stated Pelicans Executive Vice President of Basketball Operations Joe Dumars. "We are excited to announce this move and look forward to deepening our connection with the local community."

The name Squadron – synonymous with a flock of Pelicans – was chosen as a nod to the parent club when the team first began in Birmingham in 2021 and was kept upon relocation to Kenner. Also, the word Squadron is defined as a group that works together with a shared mission, representing the franchise's mission to develop NBA talent and bring championships to both Kenner and New Orleans.

The Laketown Squadron will begin their inaugural season on the road against the Austin Spurs on Nov. 8 before playing their first-ever game in Kenner on Nov. 14 at 11 a.m. against the Mexico City Capitanes.

Head coach Brandon Demas enters his 15th season with the New Orleans Pelicans organization and his first as the head coach of the Laketown Squadron. Demas has steadily risen through the organization, serving in a variety of roles over the past 14 seasons. Prior to his promotion, he spent two seasons as an assistant coach (2024-26) and two seasons as the team's two-way coach (2022-24). Before joining the coaching staff, Demas serves as a player development/video assistant for three seasons (2019-22) after beginning his career with the organization as a team attendant, a position he held for seven seasons (2012-19). Demas is also a co-founder of Up Next Elite Camp, a program dedicated to developing some of Louisiana's top young basketball talent, emphasizing leadership, character building, and serving as a platform for developing future coaches and basketball leaders, reflecting Demas' commitment to growing the game and investing in the next generation throughout Louisiana. A native of New Orleans, Demas attended St. Augustine High School before relocating to Houma, La. following Hurricane Katrina, where he completed his high school education at Vandebilt Catholic High School. He later graduated from Northwestern State University in Natchitoches, La.

In 2017, the New Orleans Pelicans announced their intent to launch their own NBA G League team. The already established Erie Bayhawks began play in the 2019-20 season as the temporary Pelicans NBA G league affiliate before the Squadron began play in Birmingham in the 2021-22 season. The Pelicans' G League affiliates have seen 21 Gatorade Call-Ups In the seven seasons, 13 of which have been to the New Orleans Pelicans.

For more information about the Laketown Squadron, visit www.LaketownSquadron.com or follow the team on Facebook, Instagram, X and TikTok.

Laketown Squadron
1515 Poydras St.
Ste 105
New Orleans, LA 70122
laketown.gleague.nba.com
@LaketownSquadron

Affiliation: New Orleans Pelicans
Governor: Gayle Benson
General Manager: Thomas Scott
Head Coach: Brandon Demas

General Manager of Basketball Operations: Thomas Scott
Head Coach: Brandon Demas
Assistant Coaches: Ronald Dupree, Javan Felix, Dante Milligan
Assistant General Manager of Basketball Operations: Dillon McGowan
Assistant General Manager of Basketball Operations: Adrian Booker
Basketball Operations Assistant: Parker Hayes
Head Athletic Trainer: Joe Hubbard
Assistant Athletic Trainer: Gianni Millan
Strength Coach: Daven Eidem
Physical Therapist: Maya Turner

MISCELLANEOUS

WASTE PRO CIVIC CENTER



The Waste Pro Civic Center serves as the permanent home of the Laketown Squadron as the team enters its first season in Kenner, Louisiana.

As part of the Squadron's relocation, the organization and the City of Kenner completed a renovation to the Waste Pro Civic Center, including new locker rooms, upgraded audio and lighting systems, and enhanced video boards. The newly renovated arena seats approximately 2,000 fans for Laketown Squadron basketball games while also hosting concerts, conventions, sporting events and other community gatherings throughout the year.

The Waste Pro Civic Center will host 24 Squadron games this season beginning with the home-opener on Saturday, Nov. 14 at 11 a.m. against the Mexico City Capitanes. The multipurpose convention and civic center is located at 4545 Williams Blvd., Kenner, LA 70065.

MISCELLANEOUS

COMMUNITY INITIATIVES

The New Orleans Pelicans community efforts are centered on supporting our region's community members through a variation of programs focusing on education, youth sports, health & wellness, civic engagement, environmental responsibility, and support to military members and veterans.

In conjunction with our community and corporate partners, the Pelicans continue to execute several core outreach programs that positively impact and inspire the lives of individuals in our community.

PELICANS YOUTH BASKETBALL DEVELOPMENT

Jr. Pelicans Leagues:
The Jr. Pelicans Leagues celebrate its fifth season as part of the nationwide Jr. NBA/Jr. WNBA Leagues network. The program provides young athletes with opportunities to develop fundamental basketball skills and learn the game's core values in a fun, positive, and inclusive environment. RCX Sports serves as the official operating partner for Jr. NBA/Jr. WNBA Leagues nationwide.

Participants are also recognized for their academic achievements through the Jr. Pelicans League Scholars program, presented by Ochsner Children's Hospital. Each season culminates with the Jr. Pelicans Leagues Tournament which gives youth athletes an exciting opportunity to compete and showcase their skills.







Junior Training Camps:
Presented by Smoothie King, New Orleans Pelicans Junior Training Camps are the organization's longest-running youth basketball program. Held throughout the year, the camps help youth develop their skills through engaging, fundamentals-based basketball instruction.

The program also promotes sportsmanship, encouragement, teamwork, and the importance of maintaining a healthy, active lifestyle. Junior Training Camps serve schools and summer camps throughout the Gulf South region.





MISCELLANEOUS

Jr. Pelicans Statistician:
Presented by Hancock Whitney, the Jr. Pelicans Statistician program offers young people ages 10–14 an opportunity to experience basketball from a unique, behind-the-scenes perspective. During select Pelicans home games, participants track player statistics from the media press box while learning how data is recorded and used throughout the game.

Participants also meet with a Pelicans analytics professional to discover how statistics contribute to game preparation, player evaluation, and on-court success.





Jr. Pelicans 3-Point Shootout:
The Jr. Pelicans 3-Point Shootout engages boys and girls middle school basketball teams in grades 6th–8th through an exciting, season-long shooting competition. A preliminary contest is conducted at each participating school, with the top boy and girl earning the opportunity to represent their school in the championship round.

The program culminates around NBA All-Star Weekend with the Jr. Pelicans 3-Point Shootout Championship, hosted on the Pelicans practice courts at the Ochsner Sports Performance Center.





Jr. Pelicans Game Day Clinics:
Jr. Pelicans Game Day Clinics provide young athletes with the unforgettable opportunity to play on an NBA court just hours before a Pelicans home game. Open to participants of all skill levels and abilities, each clinic features engaging, fundamentals-based basketball instruction in a professional arena environment.

These paid-registration clinics create a memorable game-day experience while helping participants develop their skills, confidence, and passion for basketball.





MISCELLANEOUS

Jr. Pelicans WNBA Dreamers Clinics: *presented by Smoothie King*
The Jr. Pelicans WNBA Dreamers Clinics provide an all-girls basketball experience designed to empower young athletes and celebrate the valuable role sports play in their development. Participants strengthen their basketball fundamentals through skill-based drills and competitive 1-on-1 and 3-on-3 activities.

Each clinic also features the "Why I Dream" life-skills experience, which encourages participants to identify their goals, share their dreams, and present them to their teammates. By combining basketball instruction with personal development, the program promotes confidence, leadership, teamwork, and the pursuit of big dreams—both on and off the court.





PELICANS IN THE COMMUNITY

Reading Rally:
Targeting elementary school students, a Pelicans Reading Rally encourages literacy and promotes the importance of education via basketball-themed activities designed to strengthen comprehension and spark excitement around reading. The event also features a book fair where each child selects three new books to take home, as well as the donation of a "traveling library" to the school. This program showcases the Pelicans' dedication to empowering children through education and reflects a long-standing investment in learning and community growth.



Health and STEM Day:
Health and STEM Day combines physical activity with innovative learning. The attending youth engage in interactive stations centered on focused on fitness, science, and technology. They also enjoy exploring through hands-on experiments, testing their athletic skills, and learning how health and STEM intersect in exciting ways. The event provides access to new ideas and experiences, encouraging curiosity while promoting lifelong healthy habits.







MISCELLANEOUS

Fit Fest:
Fit Fest is an annual celebration of children's fitness hosted at the Ochsner Sports Performance Center. Youth come together for a day filled with energy, excitement, and friendly competition. Activities include obstacle courses, cornhole challenges, and relay races designed to test skills and encourage teamwork. The event highlights the Pelicans' and Ochsner's shared commitment to health and wellness, giving local youth a chance to stay active, build confidence, and experience the joy of movement in a fun, supportive environment.





Ochsner Children's Hospital Visits:
Pelicans players visit patients and their families at Ochsner Hospital during the season to bring a little joyful moment to their day. As a cornerstone of the Pelicans' partnership with Ochsner Health, these visits provide comfort and encouragement during challenging times. Amidst the goodie bags and plenty of smiles, the true highlight of the interactions is the hope and positivity players bring as they create the personal connections with the patients.

Seasoned Citizen Socials:
The Pelicans proudly host Seasoned Citizen Socials as a way to celebrate and connect with seniors in the community. These group gatherings feature activities such as painting, interactive games, dance sessions and storytelling moments that foster friendship and fun. Beyond entertainment, the socials create a sense of belonging and appreciation which helps to reaffirm the Pelicans mission to enrich lives of our Gulf South community members across all generations.





Thanksgiving Meal Distribution:
Pelicans players provide tote bags filled with the makings of a traditional Thanksgiving meal to underserved seniors and families, complete with a turkey and all the fixings for the families to enjoy. By combining essential support with meaningful interactions, this program embodies the Pelicans' commitment to fighting food insecurity and uplifting families across the Gulf South region.

MISCELLANEOUS

CRCL Oyster Recycling:
The Pelicans, Southern Quality Ford, and the Coalition to Restore Coastal Louisiana (CRCL) annually unite for oyster shell packaging events that directly support Louisiana's coastal restoration efforts. Volunteers shovel and bag oyster shells, preparing them for use in reef-building projects that protect and restore the state's fragile wetlands. The event also includes cleaning and recycling efforts, turning discarded shells into resources for the future. By investing time and energy into sustainability efforts, it showcases the commitment to protecting the region's environment while strengthening community pride and resilience.





Joint Day Of Service:
The Pelicans and Ochsner Health collaborate for a Joint Day of Service, dedicating their time to projects that uplift the Gulf South regional community. Staff members from both organizations work side by side in a shared commitment of volunteerism, showing how teamwork off the court can bring meaningful change throughout our community.

About NBA Social Impact & Inclusion and NBA Cares

NBA Social Impact & Inclusion drives change on issues facing fans and communities by advancing needed resources and proven partners. We create data-driven strategies and programming to empower colleagues to bring their best self. NBA Cares works with NBA players and teams to highlight important issues through the NBA's digital, social and broadcast channels, live events and partnerships.