

## Golden State Valkyries (2-2) vs. New York Liberty (4-0)

May 29, 2025 - Barclays Center - 4 p.m. PT / 7 p.m. ET  
TV: KPIX/KMAX; Radio: The Audacy App  
Pregame Press Conferences  
NYL - Sandy Brondello: 5:00 p.m.  
GSV - Natalie Nakase: 5:15 p.m.



### 2025 SCHEDULE & RESULTS

MAY				
Tues	6	vs. Los Angeles*	7 p.m.	L, 83-82
Sun	11	at Phoenix*	3 p.m.	W, 84-79
Fri	16	vs. Los Angeles	7 p.m.	L, 84-67
Wed	21	vs. Washington	7 p.m.	W, 76-74
Fri	23	at Los Angeles	7 p.m.	W, 82-73
Tues	27	at New York	4 p.m.	L, 95-67
Thurs	29	at New York	4 p.m.	KPIX, KMAX

JUNE				
Sun	1	vs. Minnesota^	5:30 p.m.	KPIX+, KMAX
Thurs	5	at Phoenix^	7 p.m.	KPIX+, KMAX, Amazon
Sat	7	vs. Las Vegas^	12 p.m.	ABC
Mon	9	at Los Angeles^	7 p.m.	KPIX+, KMAX
Sat	14	vs. Seattle^	5:30 p.m.	KPIX, KMAX
Tues	17	at Dallas^	5 p.m.	KPIX, KMAX
Thurs	19	vs. Indiana	7 p.m.	KPIX, KOVR, Amazon
Sun	22	vs. Connecticut	5:30 p.m.	KPIX+, KMAX
Wed	25	vs. New York	7 p.m.	KPIX+, KMAX
Fri	27	vs. Chicago	7 p.m.	ION
Sun	29	vs. Seattle	5:30 p.m.	KPIX+, KMAX

JULY				
Sat	5	at Minnesota	5 p.m.	KPIX, KMAX
Mon	7	at Atlanta	4:30 p.m.	KPIX, KMAX
Wed	9	at Indiana	9 a.m.	KPIX, KOVR, NBATV
Sat	12	at Las Vegas	1 p.m.	CBS
Mon	14	vs. Phoenix	7 p.m.	KPIX+, KMAX
Wed	16	at Seattle	12 p.m.	KPIX+, KMAX
Sat	19	All-Star Game		
Fri	25	vs. Dallas	7 p.m.	ION
Sun	27	at Connecticut	10 a.m.	KPIX+, KMAX, CBSSN
Tues	29	at Atlanta	4:30 p.m.	KPIX, KMAX
Thurs	31	at Washington	4:30 p.m.	KPIX, KMAX, Amazon

AUGUST				
Fri	1	at Chicago	4:30 p.m.	ION
Sun	3	at Las Vegas	3 p.m.	KPIX+, KMAX
Wed	6	vs. Las Vegas	7 p.m.	KPIX+, KMAX, NBATV
Sat	9	vs. Los Angeles	5:30 p.m.	KPIX+
Mon	11	vs. Connecticut	7 p.m.	KPIX+
Wed	13	at Washington	4:30 p.m.	KPIX, KMAX
Fri	15	at Chicago	4:30 p.m.	ION
Sun	17	vs. Atlanta	5:30 p.m.	KPIX+, KMAX, NBATV
Tues	19	vs. Phoenix	7 p.m.	KPIX+, KMAX
Fri	22	at Phoenix	7 p.m.	ION
Sun	24	at Dallas	1 p.m.	KPIX+, KMAX
Sat	30	vs. Washington	5:30 p.m.	KPIX+, KMAX
Sun	31	vs. Indiana	5:30 p.m.	KPIX, KMAX, NBATV

SEPTEMBER				
Tues	2	vs. New York	7 p.m.	KPIX+, KMAX
Thurs	4	vs. Dallas	7 p.m.	KPIX+
Sat	6	vs. Minnesota	5:30 p.m.	KPIX+
Tues	9	at Seattle	7 p.m.	KPIX+
Thurs	11	at Minnesota	5 p.m.	KPIX, KMAX

\*Preseason // ^Commissioner's Cup // All times PT

### GAME STATUS REPORT

TBA

### LAST GAME'S STARTING V

#### #5 Kayla Thornton F • 6-1 • 10th Season • Texas-El Paso

	GP/GS	PPG	RPG	APG	BPG	SPG	FG%	MPG
2025:	4/4	12.8	6.3	0.8	0.5	2.8	0.300	30.0
Career:	278/147	7.1	4.2	1.2	0.3	0.9	0.408	23.6

Notes: Won the WNBA Championship with the Liberty in 2024...Didn't miss a game the last two seasons in New York (101 total across the regular season and playoffs)... Ranked second in the league in free throw percentage (.931) in 2019... Was ninth in the W in turnover percentage last season (9.7).

#### #13 Janelle Salaün F • 6-2 • 1st Season • France

	GP/GS	PPG	RPG	APG	BPG	SPG	FG%	MPG
2025:	3/3	12.3	6.0	1.0	0.3	1.0	0.353	29.0
Career:	3/3	12.3	6.0	1.0	0.3	1.0	0.353	29.0

Notes: Won the 2024-25 Lega Basket Femminile Championship for Beretta Famila Schio in Italy, scoring 11 points and adding eight rebounds in the title game... Started for France in their silver medal run at the 2024 Paris Olympics... Averaged 14.8 points per game and is shooting 37.3 percent from the three-point line for Famila Schio in Italian Serie A1

#### #14 Temi Fágbenlé C • 6-4 • 4th Season • USC

	GP/GS	PPG	RPG	APG	BPG	SPG	FG%	MPG
2025:	4/4	10.0	5.3	3.3	0.5	1.5	0.621	29.3
Career:	95/8	4.2	2.7	0.7	0.4	0.4	0.520	12.4

Notes: Set career highs last season with 6.4 points and 4.7 rebounds per game, and shot 50.9 percent from the floor for Indiana... WNBA Champion in 2017 with Minnesota... A team captain, full-time starter, All-Pac-12 Team honoree and Pac-12 All-Defensive Honorable Mention selection for USC in 2015-16

#### #22 Veronica Burton G • 5-9 • 4th Season • Northwestern

	GP/GS	PPG	RPG	APG	BPG	SPG	FG%	MPG
2025:	4/4	12.3	4.3	4.3	0.0	3.0	0.353	27.5
Career:	111/24	3.0	1.7	2.1	0.3	0.8	0.330	14.5

Notes: Has reached the postseason in all three WNBA seasons (Dallas: 2022, 2023; Connecticut: 2024)... Became just the second player in WNBA history to have a perfect free throw percentage in 2022 (min. 30 attempts) on the year (Becky Hammon - 2014, 35/35)... Three-time Big-Ten Defensive Player of the Year (2020, 2021, 2022), also led the NCAA in steals (2021, 2022) for Northwestern

#### #7 Stephanie Talbot F • 6-2 • 7th Season • Australia

	GP/GS	PPG	RPG	APG	BPG	SPG	FG%	MPG
2025:	2/1	2.0	1.5	0.5	0.0	0.5	0.200	12.0
Career:	201/62	4.5	2.6	1.5	0.3	0.6	0.428	16.6

Notes: Shot a career-best 41.5 percent from three-point range (27-of-65), finishing eighth in the league among players with at least 50 three-point attempts in 2021 (Seattle)... Made Olympic debut with Australia in 2016 Rio Olympics, and also played in 2020 Tokyo games... Won silver medal for Australia at the 2018 Women's World Cup... Named the 2013 Betty Watson Rookie of the Year in the WNBL (Australia)

### 90-60 MINUTE PLAYER AVAILABILITY

5:30-5:45 - Fágbenlé, Leite,

5:45-6:00 - Thornton, Linskens, Burton, Martin, Salaün, Talbot, Billings, Vanloo

\*subject to change

## ALPHABETICAL ROSTER

#	NAME	POS	HT	WT	EXP	DOB	SCHOOL	COUNTRY
25	Monique Billings	F	6-4	192	7	5/2/1996	UCLA	United States
22	Veronica Burton	G	5-9	155	3	7/12/2000	Northwestern	United States
14	Temi Fágbenlé	C	6-4	180	4	9/8/1992	USC	United Kingdom
15	Tiffany Hayes	G	5-10	155	12	9/20/1989	Connecticut	United States
0	Carla Leite	G	5-9	---	R	4/16/2004	Tarbes (France)	France
31	Kyara Linskens	C	6-4	---	R	11/13/1996		Belgium
20	Kate Martin	G	6-0	172	1	6/5/2000	Iowa	United States
13	Janelle Salaün	F	6-2	---	R	9/5/2001		France
7	Stephanie Talbot	F	6-2	192	6	6/15/1994	Adelaide (Aust.)	Australia
5	Kayla Thornton	F	6-1	190	9	10/20/1992	Texas-El Paso	United States
35	Julie Vanloo	G	5-8	---	1	2/10/1993		Belgium
24	Cecilia Zandalasini	F	6-2	175	3	3/16/1996	PF Schio (Italy)	Italy

## STAFF

**Head Coach:** Natalie Nakase (UCLA – '03)

**Assistant Coach:** Kasib Powell (Texas Tech – '03)

**Assistant Coach:** Ta'Shauna "Sugar" Rodgers (Georgetown – '13)

**Assistant Coach:** Landon Tatum (Idaho – '12)

**Head Video Coordinator/Coach Development:** Sidney Dobner (Ashford – '18)

**Director of Player Development:** Sidney Parsons (Bridgeport – '10)

**Assistant Video Coordinator:** Daisy Feder (UC San Diego – '13)

## PRONUNCIATION GUIDE

**Temi Fágbenlé:** TEM-ee Fahg-ben-leh

**Carla Leite:** Late

**Kyara Linskens:** KEY-ar-uh Lin-skins

**Natalie Nakase:** nuh-KAH-say

**Kasib Powell:** Kuh-sib

**Janelle Salaün:** Juh-nell Sa-LON

**Stephanie Talbot:** Tahl-bit

**Julie Vanloo:** Van-loo

**Cecilia Zandalasini:** Che-CHEE-lee-uh ZAN-dah-leh-see-nee

## NUMERICAL ROSTER

0	Carla Leite
5	Kayla Thornton
7	Stephanie Talbot
13	Janelle Salaün
14	Temi Fágbenlé
15	Tiffany Hayes
20	Kate Martin
22	Veronica Burton
24	Cecilia Zandalasini
25	Monique Billings
31	Kyara Linskens
35	Julie Vanloo

## HOW THE VALKYRIES WERE BUILT

**Free Agent:** Tiffany Hayes

**Rookie Scale Contract:** Kyara Linskens, Janelle Salaün

**Expansion Draft:** Veronica Burton (Connecticut Sun), Carla Leite (Dallas Wings), Temi Fágbenlé (Indiana Fever), Kate Martin (Las Vegas Aces), Stephanie Talbot (Los Angeles Sparks), Cecilia Zandalasini (Minnesota Lynx), Kayla Thornton (New York Liberty), Monique Billings (Phoenix Mercury), and Julie Vanloo (Washington Mystics).

LAST GAME

WOMEN'S NATIONAL BASKETBALL ASSOCIATION

OFFICIAL SCORER'S REPORT  
FINAL BOX

Tuesday, May 27, 2025 Barclays Center, Brooklyn, NY  
Officials: #16 Isaac Barnett, #37 Teresa Stuck, #3 Ryan Sassano

Game Duration: 1:52  
Attendance: 14774

VISITOR: Golden State Valkyries (2-2)

	POS	MIN	FG	FGA	3P	3PA	FT	FTA	OR	DR	TOT	A	PF	ST	TO	BS	+/-	PTS
5 Kayla Thornton	F	28:22	3	10	2	5	5	7	1	5	6	0	2	4	2	0	-15	13
7 Stephanie Talbot	F	23:47	1	2	0	0	0	0	0	6	6	2	1	0	4	0	-15	2
14 Temi Fágbenlé	C	31:22	5	5	1	1	0	1	2	1	3	4	3	0	2	1	-20	11
13 Janelle Salaün	G	28:14	3	12	3	5	0	0	2	4	6	2	1	0	4	0	-16	9
22 Veronica Burton	G	30:18	3	11	2	7	5	5	1	3	4	6	1	3	3	0	-21	13
0 Carla Leite		18:27	1	7	0	2	2	2	0	2	2	1	3	2	2	0	-16	4
31 Kyara Linskens		08:38	0	1	0	1	0	0	0	1	1	0	3	0	1	2	-8	0
35 Julie Vanloo		12:54	2	5	1	3	0	0	1	2	3	1	1	0	1	0	-10	5
20 Kate Martin		17:58	3	9	2	7	2	4	0	3	3	0	0	1	1	1	-19	10
25 Monique Billings	DND - Injury/Illness - Right Foot																	
15 Tiffany Hayes	DND - Injury/Illness - Nose																	
24 Cecilia Zandalasini	DND - Injury/Illness - Right Foot																	
200:00			21	62	11	31	14	19	7	27	34	16	15	10	20	4	-28	67
			33.9%		35.5%		73.7%		TM REB: 8			TOT TO: 23 (32 PTS)						

HOME: NEW YORK LIBERTY (4-0)

	POS	MIN	FG	FGA	3P	3PA	FT	FTA	OR	DR	TOT	A	PF	ST	TO	BS	+/-	PTS
13 Leonie Fiebich	F	25:30	3	4	2	3	0	0	1	5	6	1	1	0	1	0	13	8
30 Breanna Stewart	F	26:37	10	14	1	2	3	6	1	0	1	3	2	3	1	0	21	24
35 Jonquel Jones	C	25:13	4	12	2	5	3	6	4	6	10	5	4	1	1	1	23	13
20 Sabrina Ionescu	G	26:50	3	8	2	6	0	0	0	5	5	6	3	2	4	0	24	8
9 Natasha Cloud	G	25:01	2	9	1	6	0	0	0	3	3	10	3	1	2	0	20	5
22 Kennedy Burke		21:44	3	6	0	1	1	1	1	4	5	0	2	1	0	0	5	7
23 Marine Johannès		21:32	6	11	6	11	0	0	0	2	2	1	2	4	4	1	8	18
7 Rebekah Gardner		16:29	4	6	0	0	0	0	1	1	2	1	1	2	0	1	16	8
21 Isabelle Harrison		07:24	2	3	0	1	0	0	0	1	1	2	0	0	0	0	7	4
0 Jaylyn Sherrod		03:15	0	1	0	0	0	0	1	1	2	1	0	0	0	0	3	0
1 Marquesha Davis		00:25	0	0	0	0	0	0	0	0	0	0	0	0	0	0	0	0
8 Nyara Sabally	DND - Injury/Illness - Right Knee																	
200:00			37	74	14	35	7	13	9	28	37	30	18	14	13	3	28	95
			50%		40%		53.8%		TM REB: 10			TOT TO: 13 (19 PTS)						

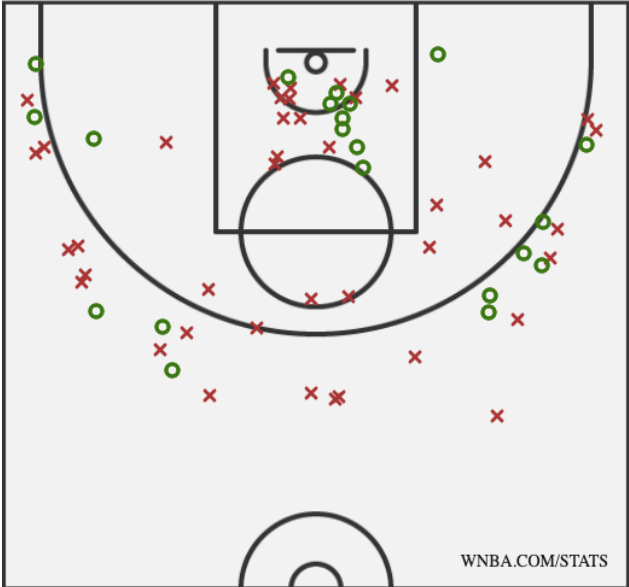
SCORE BY PERIOD	1	2	3	4	FINAL
Valkyries	10	19	22	16	67
LIBERTY	27	21	19	28	95

Inactive: Valkyries -  
Inactive: Liberty -  
Points in the Paint: Valkyries 16 (8/20), LIBERTY 40 (20/34)  
2nd Chance Points: Valkyries 7 (2/6), LIBERTY 9 (4/8)  
Fast Break Points: Valkyries 15 (4/9), LIBERTY 24 (9/11)

Biggest Lead: Valkyries 0, LIBERTY 33  
Lead Changes: 0  
Times Tied: 0

Technical fouls - Individual  
Valkyries (0): NONE  
LIBERTY (1): Jones 8:05 3rd

GOLDEN STATE VALKYRIES DURING GSV VS NYL ON 05/27/2025



## VALKYRIES CAREER STATS VS. NEW YORK

	GP	GS	MP	FG	FGA	FG%	3P	3PA	3FG%	FT	FTA	FT%	ORB	DRB	TRB	AST	STL	BLK	TOV	PTS	PTS	RPG	APG
Billings	20	5	382	40	106	0.377	0	1	0.000	31	42	0.738	45	79	124	16	18	13	30	111	5.6	6.2	0.8
Burton	11	6	161	10	36	0.278	7	24	0.292	13	13	1.000	6	12	18	21	6	3	8	40	3.6	1.6	1.9
Fágbélné	8	1	100	16	27	0.593	1	3	0.333	6	11	0.545	5	9	14	7	5	3	10	39	4.9	1.8	0.9
Hayes	35	25	916	131	345	0.380	40	123	0.325	97	123	0.789	29	70	99	74	37	6	46	399	11.4	2.8	2.1
Martin	4	0	39	5	19	0.278	4	13	0.308	2	4	0.500	0	5	5	1	2	1	4	16	4.0	1.3	0.3
Salaün	1	1	28	3	12	0.250	3	5	0.600	0	0	0.000	2	4	6	2	0	0	4	9	9.0	6.0	2.0
Talbot	17	7	330	35	75	0.467	16	36	0.444	18	21	0.857	16	46	62	30	10	5	22	104	6.1	3.6	1.8
Thornton	19	13	509	55	129	0.426	13	48	0.271	42	53	0.792	29	57	86	30	28	8	18	165	8.7	4.8	1.6
Vanloo	5	3	90	11	32	0.344	8	22	0.364	2	2	1.000	2	4	6	17	1	0	10	32	6.4	1.2	3.4
Zandalasini	5	0	70	14	32	0.609	7	13	0.538	1	1	1.000	1	7	8	7	4	0	8	36	7.2	1.6	1.4

## NOTES

### Liberty Connections and Key Performances

• General Manager Ohemaa Nyanin and Kayla Thornton won a WNBA Championship with New York in 2024. Thornton played in New York for two seasons, averaging 4.9 points and 3.0 rebounds per game for the Liberty.

• Monique Billings and Liberty G/F Kennedy Burke played together at UCLA for three seasons from 2015-16 to 2017-18, guiding the Bruins to two Sweet Sixteens and one Elite Eight in the NCAA Tournament.

### Roster Breakdown

• International: 6 players from 5 different countries (Australia, Belgium, France, Italy, United Kingdom)

• Rookies: 3 (Leite, Linskens, Salaün)

• Players in their 3rd year or more: 7 (Billings, Burton, Fágbélné, Hayes, Talbot, Thornton, Zandalasini). Of these seven players, five have appeared in 100 or more games in their W career (Billings, Burton, Hayes, Talbot and Thornton)

• Five Valkyries who are on the current training camp roster have been drafted in the top 20, including two the top 10: Veronica Burton (#7 overall in 2022), Carla Leite (#9 - 2024), Tiffany Hayes (#14 - 2012), Monique Billings (#15 - 2018), and Kate Martin (#18 - 2024).

### Championship Pedigree

• Valkyries players, coaches and executives bring a strong championship pedigree to the organization, which includes seven WNBA Championships, three Olympic medals, and four NCAA Championships across eight different players, coaches and executives:

• WNBA Championships: 7

Ohemaa Nyanin - New York Liberty in 2024  
Natalie Nakase - Las Vegas Aces in 2023 and 2022  
Sugar Rodgers - Minnesota Lynx in 2013  
Kayla Thornton - New York Liberty in 2024  
Temi Fágbélné - Minnesota Lynx in 2017  
Cecilia Zandalasini - Minnesota Lynx in 2017

• Olympic Medals: 3

Ohemaa Nyanin - Gold in 2018 and 2016 with Team USA  
Janelle Salaun - Silver in 2024 with Team France

• NCAA Championships: 2

Tiffany Hayes - 2009 and 2008 with Connecticut

### Notes

• Tiffany Hayes is currently 35th on the WNBA's all-time scoring list (4,644), and 10th among active players. Hayes also ranks 11th among active players in career steals (365).

• Temi Fágbélné is coming off a 2024 campaign with Indiana in which she averaged 18.9 minutes, 6.4 points, 4.7 boards, 0.9 assists, 0.5 steals, and 0.7 blocks per game, all career bests for the center who is entering her fifth season in the W.

• Veronica Burton ranked 25th in the league last season in +/- at +3.5 on the year. Tiffany Hayes was 28th (+2.8) and Kayla Thornton was 29th (+2.7).

• Tiffany Hayes is also coming off of a strong 2024 season in which she was tabbed the league's Sixth Player of the Year. The lefty shot a career-high 50.0 percent (minimum 150 FGA) from the field, and 40.2 percent from deep which ranked 10th in the W.

• Cecilia Zandalasini's 41.5 career three-point field goal per-

centage is currently 10th all-time in WNBA history and fourth among active players (min. 25 3FGM).

• Golden State drew 17,428 fans in its preseason opener on May 6, which was the third largest preseason crowd in WNBA history.

• The Valkyries drew a sellout attendance of 18,064 during their home opener on May 16, which is the second-highest attendance by a WNBA team in their first-ever home game (Washington Mystics - 20,674 on 6/19/1998). That attendance was also the sixth highest in a team's first home game of the season. Golden State followed up with another sold-out crowd on May 21 with 18,064 fans.

• Veronica Burton (0.919) is third all-time in WNBA history in free throw percentage among players with at least 100 career attempts (1. Elena Delle Donne: 0.937 (1115/1190); 2. Karlis Samuelson: 0.927 (102/110)).

• Golden State paces the league with 10.3 steals per game, and is second in free throw percentage at 84.0.

• Additionally, Golden State leads the W with 23.3 percent of its points coming from their free-throw line.

• The Valkyries are fifth in the league in defensive rating (how many points a team allows per 100 possessions on the defensive end) at 97.9.

• Janelle Salaün is fourth among rookies with 12.3 PPG, second with 6.0 RPG, and third with a 47.1 3FG%. Carla Leite is 4th with 2.0 APG.

• Golden State leads the WNBA in percentage of points coming off turnovers at 25.0, and second in percentage of points coming from three-point range (37.0). The Valkyries have assisted on 53.4 percent of two-point field goals, which paces the W.

• Kayla Thornton recorded the first-ever points in franchise history at the 9:36 mark. Kate Martin handed out the first assist at 8:14, and Temi Fágbélné knocked down the first three-pointer at 6:53 in the first quarter.

• Veronica Burton (3.0) and Kayla Thornton (2.8) are first and second, respectively, in the league in steals per game.

• Carla Leite is seventh in the W with 3.5 fast break points per contest.

• Temi Fágbélné is shooting 62.5 percent in the paint, which is the second highest in the league. Fágbélné's 62.1 overall field goal percentage is also the second best in the W.

• Veronica Burton is 11 steals away from 100 in her career (currently at 89).

• Kayla Thornton is at 1,978 career points, 22 away from 2,000.

### 10,000 and Counting

• On March 26, 2025, the Golden State Valkyries eclipsed the 10,000 season ticket mark for the team's inaugural 2025 season, presented by Kaiser Permanente. The Valkyries, who are the first WNBA expansion team since 2008, became the first WNBA team on record to hit this milestone.



## TEAM SINGLE-GAME HIGHS

CATEGORY	OVERALL			QUARTER			HALF		
	HIGH	DATE/LAST	MATCHUP	HIGH	DATE/LAST	MATCHUP	HIGH	DATE/LAST	MATCHUP
POINTS	82	May 23, 2025	Golden State at Los Angeles	29	May 21, 2025 (Q4)	Golden State vs Washington	49	May 23, 2025 (H1)	Golden State at Los Angeles
FIELD GOALS	27	May 23, 2025	Golden State at Los Angeles	10	May 23, 2025 (Q2)	Golden State at Los Angeles	18	May 23, 2025 (H1)	Golden State at Los Angeles
FIELD GOAL ATTEMPTS	72	May 21, 2025	Golden State vs Washington	21	May 21, 2025 (Q2)	Golden State vs Washington	38	May 21, 2025 (H1)	Golden State vs Washington
3-POINT FIELD GOALS	11	May 27, 2025	Golden State at New York	4	4x; May 27, 2025 (Q4)	Golden State at New York	8	May 27, 2025 (H2)	Golden State at New York
3-POINT FG ATTEMPTS	37	May 21, 2025	Golden State vs Washington	12	May 16, 2025 (Q3)	Golden State vs Los Angeles	20	May 21, 2025 (H1)	Golden State vs Washington
FREE THROWS	23	May 21, 2025	Golden State vs Washington	10	May 23, 2025 (Q4)	Golden State at Los Angeles	12	2x; May 23, 2025 (H2)	Golden State at Los Angeles
FREE THROW ATTEMPTS	28	May 21, 2025	Golden State vs Washington	11	May 23, 2025 (Q4)	Golden State at Los Angeles	14	3x; May 23, 2025 (H2)	Golden State at Los Angeles
OFFENSIVE REBOUNDS	11	May 21, 2025	Golden State vs Washington	4	May 21, 2025 (Q2)	Golden State vs Washington	6	May 21, 2025 (H2)	Golden State vs Washington
DEFENSIVE REBOUNDS	27	May 27, 2025	Golden State at New York	10	2x; May 27, 2025 (Q2)	Golden State at New York	16	May 23, 2025 (H1)	Golden State at Los Angeles
TOTAL REBOUNDS	37	May 21, 2025	Golden State vs Washington	12	May 27, 2025 (Q2)	Golden State at New York	20	2x; May 27, 2025 (H1)	Golden State at New York
ASSISTS	16	May 27, 2025	Golden State at New York	5	6x; May 27, 2025 (Q4)	Golden State at New York	10	May 27, 2025 (H2)	Golden State at New York
STEALS	13	May 23, 2025	Golden State at Los Angeles	6	May 23, 2025 (Q3)	Golden State at Los Angeles	7	2x; May 27, 2025 (H2)	Golden State at New York
TURNOVERS	23	May 27, 2025	Golden State at New York	9	May 27, 2025 (Q4)	Golden State at New York	15	May 27, 2025 (H2)	Golden State at New York
BLOCKS	4	2x; May 27, 2025	Golden State at New York	2	May 23, 2025 (Q3)	Golden State at Los Angeles	2	4x; May 27, 2025 (H2)	Golden State at New York

## INDIVIDUAL SINGLE-GAME HIGHS

Assists	5/27	@ NYL	6	Veronica Burton	Trueshooting Attempts	5/16	LAS	17.3	Tiffany Hayes
Assists Turnover Ratio	5/16	LAS	4	Temi Fágbenlé	Trueshooting %	5/27	@ NYL	101.10%	Temi Fágbenlé
Blocks	5/27	@ NYL	2	Kyara Linskens	Turnovers	5/16	LAS	6	Julie Vanloo
Blocks Received	5/27	@ NYL	2	Carla Leite	Two pointers Att.	5/16	LAS	11	Tiffany Hayes
Defensive Rating	5/16	LAS	99.7	Veronica Burton	Two pointers Made	5/16	LAS	5	Tiffany Hayes
Efficiency Game Score	5/21	WASH	22.3	Veronica Burton		5/23	@ LAS	5	Carla Leite
Fast Break Points Att.	5/23	@ LAS	4	Carla Leite					
Fast Break Points Made	5/23	@ LAS	4	Carla Leite					
Field Goals Att.	5/16	LAS	16	Tiffany Hayes					
Field Goals Effective %	5/27	@ NYL	1.1	Temi Fágbenlé					
Field Goals Made	5/16	LAS	7	Tiffany Hayes					
	5/23	@ LAS	7	Carla Leite					
Fouls Offensive	5/21	WASH	2	Temi Fágbenlé					
Fouls Drawn	5/23	@ LAS	5	Veronica Burton					
	5/23	@ LAS	5	Janelle Salaün					
	5/27	@ NYL	5	Veronica Burton					
Fouls Personal	5/21	WASH	5	Temi Fágbenlé					
Freethrows Att.	5/21	WASH	8	Veronica Burton					
Freethrows Made	5/21	WASH	7	Veronica Burton					
Minus	5/27	@ NYL	76	Temi Fágbenlé					
Minutes	5/16	LAS	34:17:00	Kayla Thornton					
Minutes Calculated	5/16	LAS	34:00:00	Kayla Thornton					
Offensive Rating	5/21	WASH	98.9	Monique Billings					
Plus	5/23	@ LAS	72	Veronica Burton					
Plus Minus Points	5/21	WASH	19	Kayla Thornton					
	5/23	@ LAS	19	Stephanie Talbot					
Points	5/21	WASH	22	Veronica Burton					
Points Fast Break	5/23	@ LAS	10	Carla Leite					
Points in the Paint	5/16	LAS	10	Tiffany Hayes					
	5/23	@ LAS	10	Carla Leite					
Points in the Paint Att.	5/16	LAS	10	Tiffany Hayes					
Points in the Paint Made	5/16	LAS	5	Tiffany Hayes					
	5/23	@ LAS	5	Carla Leite					
Points Second Chance	5/16	LAS	8	Temi Fágbenlé					
Defensive Rebounds	5/23	@ LAS	8	Janelle Salaün					
Defensive Rebounds %	5/16	LAS	44.51%	Monique Billings					
Offensive Rebounds	5/21	WASH	4	Veronica Burton					
	5/23	@ LAS	4	Kayla Thornton					
Offensive Rebounds %	5/23	@ LAS	16.53%	Kayla Thornton					
Rebounds %	5/16	LAS	22.89%	Monique Billings					
Rebounds Total	5/23	@ LAS	10	Kayla Thornton					
2nd Chance Points Att.	5/16	LAS	4	Temi Fágbenlé					
2nd Chance Points Made	5/16	LAS	3	Temi Fágbenlé					
Steals	5/23	@ LAS	5	Veronica Burton					
Steals %	5/16	LAS	0.134	Kyara Linskens					
Three pointers Att.	5/16	LAS	10	Julie Vanloo					
Three pointers Made	5/16	LAS	4	Julie Vanloo					
	5/23	@ LAS	4	Janelle Salaün					

## MISCELLANEOUS SCORING

VALKYRIES SCORING WHEN...	OVERALL	HOME	ROAD	NUMBER OF TIMES REC.	POINTS	REB	AST	BLK	STL																
					10+ 20+ 30+	10+ 10+ 3+	3+	3+																	
Outrebounding opponent	1-1	0-1	1-0	Monique Billings Veronica Burton Temi Fagbenle Tiffany Hayes Carla Leite Kyara Linskens Kate Martin Janelle Salaün Stephanie Talbot Kayla Thornton Julie Vanloo Cecilia Zandalasini	2	1			2																
Outrebounded by opponent	1-1	1-0	0-1							1															
Tied in Rebounding	-	-	-																						
Shooting better than opponent	1-0	-	1-0		1																				
Shooting worse than opponent	1-2	1-1	0-1		2																				
Shooting same than opponent	-	-	-																						
More FTM than opponent	2-1	1-0	1-1		1																				
Less FTM than opponent	0-1	0-1	-		2																				
Same FTM than opponent	-	-	-																						
					3	1			2																
More 3FGM than opponent	0-1	0-1	-		1																				
Less 3FGM than opponent	0-1	-	0-1																						
Same 3FGM than opponent	2-0	1-0	1-0																						
More assists than opponent	-	-	-																						
Less assists than opponent	2-2	1-1	1-1																						
Same assists than opponent	-	-	-																						
More turnovers than opponent	0-2	0-1	0-1	NUMBER OF TIMES LEADING VALKYRIES IN... (INCLUDING TIES)																					
Less turnovers than opponent	2-0	1-0	1-0		POINTS	REB	AST	BLK	STL	MIN															
Same turnovers than opponent	-	-	-					1																	
									2	2															
GSV bench outscores opponent bench	1-1	0-1	1-0	Monique Billings	2	1	3			3															
Opponent bench outscores GSV bench	1-1	1-0	0-1	Veronica Burton			2	1																	
Bench scoring equal	-	-	-	Temi Fagbenle	1	1		1																	
				Tiffany Hayes			1																		
				Carla Leite	1		1																		
				Kyara Linskens				2																	
Scoring less than 80 points	1-2	1-1	0-1	Kate Martin				1																	
Scoring between 80-89 points	1-0	-	1-0	Janelle Salaün		1		1																	
Scoring between 90-99 point	-	-	-	Stephanie Talbot		1																			
Scoring between 100-109	-	-	-	Kayla Thornton	1	2		2	1	1															
Scoring 110 or more points	-	-	-	Julie Vanloo																					
				Cecilia Zandalasini																					
Opponent scores less than 80	2-0	1-0	1-0																						
Opponent scores between 80-89	0-1	0-1	-																						
Opponent scores between 90-99	0-1	-	0-1																						
Opponent scores between 100-109	-	-	-																						
Opponent scores 110 or more	-	-	-																						
MARGIN	1	2	3	4	5	6	7	8	9	10	11	12	13	14	15	16	17	18	19	20	21	22	23	24	25
Won By:	1								1																
Lost By:																1									
MARGIN	26	27	28	29	30	31	32	33	34	35	36	37	38	39	40	41	42	43	44	45	46	47	48	49	50+
Won By:																									
Lost By:		1																							

## STAT SUMMARY

Player	GP	GS	MIN	FG	ATT	FG%	3FG	ATT	3FG%	FT	FTA	FT%	OFF	DEF	TOT	AVG	AST	PF	FD	STL	TO	BLK	PTS	AVG
Thornton	4	4	120	15	50	.300	5	28	.179	16	18	.889	6	19	25	6.3	3	10	12	11	9	2	51	12.8
Burton	4	4	110	12	34	.353	5	15	.333	20	21	.952	8	9	17	4.3	17	7	16	12	9	0	49	12.3
Salaün	3	3	87	12	34	.353	8	17	.471	5	5	1.000	2	16	18	6.0	3	4	8	3	9	1	37	12.3
Hayes	2	2	44	7	20	.350	2	7	.286	5	5	1.000	2	8	10	5.0	2	5	4	1	4	1	21	10.5
Fágbénlé	4	4	117	18	29	.621	3	8	.375	1	2	.500	7	14	21	5.3	13	15	8	6	7	2	40	10.0
Leite	4	0	74	10	27	.370	3	13	.231	12	15	.800	3	4	7	1.8	8	9	9	3	6	0	35	8.8
Billings	2	0	47	5	14	.357	1	7	.143	3	5	.600	3	8	11	5.5	1	3	3	1	2	1	14	7.0
Vanloo	4	1	70	7	24	.292	5	21	.238	0	0	.000	2	7	9	2.3	7	5	1	1	9	0	19	4.8
Martin	4	1	58	5	19	.263	4	12	.333	4	6	.667	0	7	7	1.8	1	2	5	1	3	2	18	4.5
albot	3	1	48	2	7	.286	0	3	.000	2	4	.500	1	8	9	3.0	3	1	4	1	6	0	6	2.0
Linskens	3	0	25	1	4	.250	0	1	.000	0	0	.000	1	3	4	1.3	1	7	1	1	2	3	2	0.7
Valkyries			794	94	262	.359	36	132	.273	68	81	.840	35	103	138	34.5	59	68	71	41	66	12	292	73.0
Opponents			784	115	265	.434	37	100	.370	59	79	.747	26	112	138	34.5	86	71	68	45	58	14	326	81.5

## 2025 TEAM GAME-BY-GAME

Date	Opp.	W/L	FG	FGA	PCT	3FG	3FGA	PCT	FT	FTA	PCT	OR	DR	REB	AST	PF	ST	TO	BS	PTS
5/16	LAS	L	23	63	0.365	9	35	0.257	12	13	0.923	9	24	33	13	16	8	22	2	67
5/21	WAS	W	23	72	0.319	7	37	0.189	23	28	0.821	11	26	37	15	22	10	13	2	76
5/23	at LAS	W	27	65	0.415	9	29	0.310	19	21	0.905	8	26	34	15	15	13	17	4	82
5/27	at NYL	L	21	62	0.339	11	31	0.355	14	19	0.737	7	27	34	16	15	10	23	4	67
Totals	2-2		94	262	--	36	132	--	68	81	--	35	103	138	59	68	41	75	12	292
Avg/Game			23.5	65.5	0.359	9.0	33.0	0.273	17.0	20.3	0.840	8.8	25.8	34.5	14.8	17.0	10.3	18.8	3.0	73.0

## MISCELLANEOUS SCORING BREAKDOWN

			VALKYRIES										OPPONENTS									
DATE	OPPONENT	W/L	BENCH PTS	AVG	IN THE PAINT	AVG	SECOND CHANCE	AVG	FAST BREAK	AVG	POINTS OFF TO	AVG	BENCH PTS	AVG	IN THE PAINT	AVG	SECOND CHANCE	AVG	FAST BREAK	AVG	POINTS OFF TO	AVG
5/16	Los Angeles	L	23	23.0	22	22.0	12	12.0	9	9.0	15	15.0	2	2.0	40	40.0	3	3.0	17	17.0	25	25.0
5/21	Washington	W	18	20.5	28	25.0	9	10.5	10	9.5	17	16.0	20	11.0	32	36.0	14	8.5	9	13.0	7	16.0
5/23	at Los Angeles	W	30	23.7	30	26.7	4	8.3	14	11.0	22	18.0	6	9.3	28	33.3	10	9.0	9	11.7	13	15.0
5/27	at New York	L	19	22.5	16	24.0	7	8.0	15	12.0	19	18.3	37	16.3	40	35.0	9	9.0	24	14.8	32	19.3

## 2025 STARTING LINEUPS

Date	Opponent	Forward	Forward	Center	Guard	Guard/Forward	Result
May 16	vs. Los Angeles	Thornton	Martin	Fagbenle	Burton	Hayes	L, 84-67
May 21	vs. Washington	Thornton	Salaün	Fagbenle	Burton	Hayes	W, 76-74
May 23	at Los Angeles	Thornton	Salaün	Fagbenle	Burton	Vanloo	W, 82-73
May 27	at New York	Thornton	Salaün	Fagbenle	Burton	Talbot	L, 95-67
May 29	at New York						
June 1	vs. Minnesota						
June 5	at Phoenix						
June 7	vs Las Vegas						
June 9	at Los Angeles						
June 14	vs. Seattle						
June 17	at Dallas						
June 19	vs. Indiana						
June 22	vs. Connecticut						
June 25	vs. New York						
June 27	vs. Chicago						
June 29	vs. Seattle						
July 5	at Minnesota						
July 7	at Atlanta						
July 9	at Indiana						
July 12	at Las Vegas						
July 14	vs. Phoenix						
July 16	at Seattle						
July 25	vs. Dallas						
July 27	at Connecticut						
July 29	at Atlanta						
July 31	at Washington						
Aug. 1	at Chicago						
Aug. 3	at Las Vegas						
Aug. 6	vs. Las Vegas						
Aug. 9	vs. Los Angeles						
Aug. 11	vs. Connecticut						
Aug. 13	at Washington						
Aug. 15	at Chicago						
Aug. 17	vs. Atlanta						
Aug. 19	vs. Phoenix						
Aug. 22	at Phoenix						
Aug. 24	at Dallas						
Aug. 30	vs. Washington						
Aug. 31	vs. Indiana						
Sept. 2	vs. New York						
Sept. 4	vs. Dallas						
Sept. 6	vs. Minnesota						
Sept. 9	at Seattle						
Sept. 11	at Minnesota						

## RECORD BY STARTING LINEUP

Last Used	Opponent	Forward	Forward	Center	Guard	Guard/Forward	Record
May 16	vs. Los Angeles	Thornton	Martin	Fagbenle	Burton	Hayes	0-1
May 21	vs. Washington	Thornton	Salaün	Fagbenle	Burton	Hayes	1-0
May 23	at Los Angeles	Thornton	Salaün	Fagbenle	Burton	Vanloo	1-0
May 27	at New York	Thornton	Salaün	Fagbenle	Burton	Talbot	0-1



## 2025 GOLDEN STATE VALKYRIES



### **NATALIE NAKASE** **HEAD COACH, GOLDEN STATE VALKYRIES**

**Experience:** 1st Season

**School:** UCLA - '03

Nakase enters her first season as head coach of the Golden State Valkyries. Nakase takes the helm of the Valkyries following over 16 years of coaching professional basketball, including 10 seasons in the NBA with the Los Angeles Clippers, and three seasons as first assistant coach with the Las Vegas Aces. Nakase will report to Valkyries General Manager Ohemaa Nyanin, and began her tenure with the team on October 21. Nakase is the first Asian American head coach in the WNBA, and was the first female coach to sit on an NBA team's bench when she was an assistant coach for the Los Angeles Clippers during the 2014 summer league.

Nakase spent the last three years (2022-2024) as first assistant coach with the Aces, where she played a critical role guiding the team to back-to-back WNBA Championships (2022, 2023). During her tenure, Las Vegas topped the WNBA's defensive rating charts in 2023, with a rating of 97.7. She assisted with in-game adjustments, substitution rotations, end of game decisions, time out strategies, head coach's challenge usages, clock management and organizing the team on both ends of the court. Nakase also served as the Aces top scout for college and international athletes. With Nakase on the sideline, the Aces went 87-29 over the last three seasons, including a 19-6 mark in the playoffs.

Prior to her time with the Aces, Nakase spent 10 seasons in various capacities with the Clippers, most recently as an assistant coach and player development coach in a dual role with the NBA team and their G League affiliate, the Agua Caliente Clippers. There, she assisted then-Head Coach Tyronn Lue with in-game planning on offense and defense, and assisted with player development and defensive scouting reports.

Nakase got her coaching start in 2008 with the Women's Professional Basketball German League, serving as head coach for the Wolfenbuttel Wildcats for two seasons (2008-10). She then served as an assistant coach for the Tokyo Apache for one season (2010-11) in the Men's Professional Basketball Japan League, followed by acting as head coach for the Saitama Broncos from 2011-12, making her the first woman to serve as head coach in the league.

Nakase was a walk-on women's basketball player at University of California, Los Angeles (UCLA) from 1998-2003, where she played her way into the starting lineup and served as team captain for three seasons. A native of Los Angeles, she graduated with her bachelor of science in psychology. After graduation, she played professionally for two years in the National Women's Basketball League (NWBL) with the San Jose Spiders and San Diego Siege. Nakase also competed for one season in Germany, where she suffered a career-ending knee injury in 2008.





MONIQUE BILLINGS

#25

POS: Forward      HEIGHT: 6-4      DOB: May 2, 1996  
SCHOOL: UCLA      EXPERIENCE: 7 years  
TRANSACTIONS: Drafted by Atlanta in 2018 (#15); signed hardship contract with Dallas in 2024; signed contract with Phoenix in 2024; selected by Golden State in Expansion Draft on Dec. 6, 2024

QUICK FACTS

- Has appeared in over 200 games and recorded over 4,000 minutes across seven WNBA seasons (Atlanta, Dallas and Phoenix)
- Ranked fourth in the league with 58 total offensive rebounds and 2.6 offensive boards per game, while her 187 total and 8.5 rebounds per game both ranked seventh in the league in 2020
- Two-time All-Pac-12 and two-time All-Defensive Team Honoree by coaches and media with UCLA
- Ranks first in UCLA history with 228 blocks, and holds the Bruin record for rebounds in a game with 25
- UCLA's all-time leader in games played with 141, also ranks second in school history with 1,159 rebounds and 677 free throws attempted, is fourth in UCLA history with 435 free throws made, and 11th in career scoring with 1,761 points
- Became only the third player in UCLA history and the 14th in the Pac-12 to score over 1,500 points and grab over 1,000 rebounds
- Played for the Guangdong Vermilion Birds of the WCBA (China) in 2024-25, appearing in five games and averaging 12.0 points, 5.4 rebounds and 1.2 assists while shooting 57.1 percent from the field

MONIQUE BILLINGS REGULAR SEASON CAREER STATS

Season	Team	GP	GS	MIN	FG	FGA	FG%	3PM	3PA	3P%	FT	FTA	FT%	OR	DR	TOT	A	ST	TO	BS	PTS	PPG
2018-19	ATL	32	0	353	41	93	.441	0	0	.000	24	32	.750	37	51	88	12	14	14	1	106	3.3
2019-20	ATL	29	2	553	56	144	.389	1	1	1.000	47	60	.783	61	140	201	16	17	45	12	160	5.5
2020-21	ATL	22	16	596	68	170	.400	0	0	.000	51	67	.761	58	129	187	27	24	42	18	187	8.5
2021-22	ATL	31	9	739	100	202	.495	0	2	.000	52	77	.675	88	112	200	32	37	44	32	252	8.1
2022-23	ATL	23	8	401	55	117	.470	0	1	.000	39	51	.765	45	101	146	26	19	31	8	149	6.5
2023-24	ATL	39	9	653	68	167	.407	0	4	.000	51	61	.836	53	141	194	30	16	38	12	187	4.8
2024-25	DAL	24	12	609	84	177	.475	1	7	.143	41	51	.804	45	114	159	46	15	51	13	210	8.8
Went from DAL to PHO.																						
2024-25	PHO	13	2	235	23	53	.434	2	7	.286	16	20	.800	20	34	54	7	12	14	6	64	4.9
2024-25	TOT	37	14	842	107	230	.465	3	14	.214	57	71	.803	65	148	213	53	27	65	19	274	7.4
2025-26	GSV	2	0	47	5	14	.357	1	7	.143	3	5	.600	3	8	11	1	1	2	1	14	7.0
Totals		215	58	4,185	500	1,137	.440	5	29	.172	324	424	.764	410	830	1,240	197	155	281	103	1,329	6.2
Average				19.5	2.3	5.3	--	0.0	0.1	--	1.5	2.0	--	1.9	3.9	5.8	0.9	0.7	1.3	0.5	6.2	--

MONIQUE BILLINGS 2025 GAME-BY-GAME STATS

Date	Opp	p/s	Min	FG	FGA	FG%	3PM	3PA	3P%	FT	FTA	FT%	OR	DR	TOT	A	ST	BS	TO	PF	+/-	PTS
05/16	LAS	P	23:18	2	7	.286	1	4	.250	2	2	1.000	1	7	8	0	0	1	2	1	-8	7
05/21	WAS	P	23:33	3	7	.429	0	3	.000	1	3	.333	2	1	3	1	1	0	0	2	-6	7
5/23	@LAS	Did not Play (foot)																				
5/27	@NYL	Did not Play (foot)																				
Totals		2-0	47	5	14	.357	1	7	.143	3	5	.600	3	8	11	1	1	1	2	3	-14	14
Average			23.4	2.5	7.0	--	0.5	3.5	--	1.5	2.5	--	1.5	4.0	5.5	0.5	0.5	0.5	1.0	1.5	-7.0	7.0

2025 SEASON HIGHS

PTS.....7 2 times (vs. WAS, 5/21/25)  
FGM.....3 vs. WAS 5/21/25  
FGA.....7 2 times (vs. WAS, 5/21/25)  
3FGM.....1 vs. LAS 5/16/25  
3FGA.....4 vs. LAS 5/16/25  
FTM.....2 vs. LAS 5/16/25  
FTA.....3 vs. WAS 5/21/25  
OREB.....2 vs. WAS 5/21/25  
DREB.....7 vs. LAS 5/16/25  
TREB.....8 vs. LAS 5/16/25  
ASTS.....1 vs. WAS 5/21/25  
STLS.....1 vs. WAS 5/21/25  
BLKS.....1 vs. LAS 5/16/25  
MINS.....24 vs. WAS 5/21/25

REG. SEASON CAREER HIGHS

PTS.....30 vs. DAL 7/26/20  
FGM.....10 vs. DAL 7/26/20  
FGA.....15 at ATL 5/21/24  
3FGM.....1 - 4 times (last at ATL 8/21/24)  
3FGA.....1 - 17 times (last at ATL 8/21/24)  
FTM.....10 vs. DAL 7/26/20  
FTA.....12 vs. DAL 7/26/20  
OREB.....9 vs. LAS 7/14/19  
DREB.....12 - 2 times (last vs. SEA 9/6/23)  
TREB.....16 vs. LAS 7/14/19  
ASTS.....9 at MIN 6/17/24  
STLS.....4 vs. NYL 6/26/21  
BLKS.....4 - 3 times (last at PHO 5/25/24)  
MINS.....47:16, vs. PHO 6/9/24



# VERONICA BURTON

# #22

**POS:** Guard      **HEIGHT:** 5-9      **DOB:** July 12, 2000  
**SCHOOL:** Northwestern      **EXPERIENCE:** 3 years  
**TRANSACTIONS:** Drafted by Dallas (#7) in 2022; Signed by Connecticut in 2024; Selected by Golden State in Expansion Draft on Dec. 6, 2024

## QUICK FACTS

- Appeared in the first 76 games of her career with Dallas (2022-23)
- Has reached the postseason in all three WNBA seasons (Dallas: 2022, 2023; Connecticut: 2024)
- Became just the second player in WNBA history to have a perfect free throw percentage in 2022 (min. 30 attempts) on the year (Becky Hammon - 2014, 35/35)
- Finished third amongst rookies (2022) in steals per game (0.9)
- Led the Bendigo Spirit of the WNBL (Australia) to the 2024-25 title, leading the team with 24 points in game one of the finals and handing out a game-high nine assists in the clinching victory
- WBCA Defensive Player of the Year and AP Third Team All-American for Northwestern in 2022, three-time Big-Ten Defensive Player of the Year (2020, 2021, 2022), also led the NCAA in steals (2021, 2022)

## VERONICA BURTON REGULAR SEASON CAREER STATS

Season	Team	GP	GS	MIN	FG	FGA	FG%	3PM	3PA	3P%	FT	FTA	FT%	OR	DR	TOT	A	ST	TO	BS	PTS	PPG
2022-23	DAL	36	6	548	25	76	.329	12	43	.279	32	32	1.000	17	36	53	68	34	35	11	94	2.6
2023-24	DAL	40	13	555	25	85	.294	13	48	.271	31	34	.912	22	48	70	88	29	17	10	94	2.4
2024-25	CON	31	1	393	26	72	.361	13	37	.351	31	37	.838	13	31	44	58	14	15	7	96	3.1
2025-26	GSV	4	4	110	12	34	.353	5	15	.333	20	21	.952	8	9	17	17	12	9	0	49	12.3
<b>Totals</b>		<b>111</b>	<b>24</b>	<b>1,606</b>	<b>88</b>	<b>267</b>	<b>.330</b>	<b>43</b>	<b>143</b>	<b>.301</b>	<b>114</b>	<b>124</b>	<b>.919</b>	<b>60</b>	<b>124</b>	<b>184</b>	<b>231</b>	<b>89</b>	<b>76</b>	<b>28</b>	<b>333</b>	<b>3.0</b>
<b>Average</b>				<b>14.5</b>	<b>0.8</b>	<b>2.4</b>	<b>--</b>	<b>0.4</b>	<b>1.3</b>	<b>--</b>	<b>1.0</b>	<b>1.1</b>	<b>--</b>	<b>0.5</b>	<b>1.1</b>	<b>1.7</b>	<b>2.1</b>	<b>0.8</b>	<b>0.7</b>	<b>0.3</b>	<b>3.0</b>	<b>--</b>

## VERONICA BURTON 2025 GAME-BY-GAME STATS

Date	Opp	p/s	Min	FG	FGA	FG%	3PM	3PA	3P%	FT	FTA	FT%	OR	DR	TOT	A	ST	BS	TO	PF	+/-	PTS
5/16	LAS	S	17:13	0	4	.000	0	2	.000	2	2	1.000	2	0	2	3	2	0	1	0	-6	2
5/21	WAS	S	29:15	6	11	.545	3	4	.750	7	8	.875	4	5	9	5	2	0	3	2	0	22
5/23	@LAS	S	33:15	3	8	.375	0	2	.000	6	6	1.000	1	1	2	3	5	0	2	4	8	12
5/27	@NYL	S	30:18	3	11	.273	2	7	.286	5	5	1.000	1	3	4	6	3	0	3	1	-21	13
<b>Totals</b>	<b>4-4</b>		<b>110</b>	<b>12</b>	<b>34</b>	<b>.353</b>	<b>5</b>	<b>15</b>	<b>.333</b>	<b>20</b>	<b>21</b>	<b>.952</b>	<b>8</b>	<b>9</b>	<b>17</b>	<b>17</b>	<b>12</b>	<b>0</b>	<b>9</b>	<b>7</b>	<b>-19</b>	<b>49</b>
<b>Average</b>			<b>27.5</b>	<b>3.0</b>	<b>8.5</b>	<b>--</b>	<b>1.2</b>	<b>3.8</b>	<b>--</b>	<b>5.0</b>	<b>5.2</b>	<b>--</b>	<b>2.0</b>	<b>2.2</b>	<b>4.2</b>	<b>4.2</b>	<b>3.0</b>	<b>0.0</b>	<b>2.2</b>	<b>1.8</b>	<b>-4.8</b>	<b>12.2</b>

### 2025 SEASON HIGHS

PTS .....22 vs. WAS 5/21/25  
FGM .....6 vs. WAS 5/21/25  
FGA .....11 2 times (@ NYL, 5/27/25)  
3FGM .....3 vs. WAS 5/21/25  
3FGA .....7 at NYL 5/27/25  
FTM .....7 vs. WAS 5/21/25  
FTA .....8 vs. WAS 5/21/25  
OREB .....4 vs. WAS 5/21/25  
DREB .....5 vs. WAS 5/21/25  
TREB .....9 vs. WAS 5/21/25  
ASTS .....6 at NYL 5/27/25  
STLS .....5 at LAS 5/23/25  
BLKS .....--  
MINS .....33 at LAS 5/23/25

### REG. SEASON CAREER HIGHS

PTS .....20 vs. WAS, 5/21/2025  
FGM .....6 vs. WAS, 5/21/2025  
FGA .....11 - 2 times (last at NYL, 5/27/25)  
3FGM .....3 - 2 times (last vs. WAS, 5/21/2025)  
3FGA .....7 at NYL 5/27/25  
FTM .....7 vs. WAS, 5/21/2025  
FTA .....8 vs. WAS, 5/21/2025  
OREB .....6 at IND, 9/1/23  
DREB .....5 - 3 times (last vs. WAS, 5/21/2025)  
TREB .....9 vs. WAS, 5/21/2025  
ASTS .....9 - 2 times (last vs. MIN, 5/30/23)  
STLS .....5 at LAS, 5/23/25  
BLKS .....3 vs. PHX, 6/7/23  
MINS .....37:16 at CON, 6/4/23



# TEMI FÁGBÉNLÉ

#14

POS: Center HEIGHT: 6-4 DOB: Sept. 8, 1992

SCHOOL: USC EXPERIENCE: 4 years

TRANSACTIONS: Drafted by Minnesota in 2016 (#35); Traded to Indiana in 2021; Selected by Golden State in Expansion Draft on Dec. 6, 2024

## QUICK FACTS

- Had her most impactful season in her WNBA career, averaging 6.4 points, 4.7 rebounds, shot 50.9 percent from the floor and started two games in 22 games played in 2024 for Indiana
- WNBA Champion in 2017 with Minnesota, and made 21 appearances her rookie season, averaging 1.2 points and 1.0 rebounds
- A team captain, full-time starter, All-Pac-12 Team honoree and Pac-12 All-Defensive Honorable Mention selection for USC, recorded 10 double-doubles and led USC in scoring (13.6 ppg), rebounding (8.7 rpg), blocks (1.2 bpg), steals (1.8 spg), free throws made (93) and minutes played (30.3 mpg) in 2015-16
- All-Ivy League Second Team selection in her final season at Harvard (2014-15), started in all 28 games played that season and averaged 14.4 points, 10.4 rebounds, 2.0 assists and 1.0 blocks per game
- Posted 13 double-doubles and ranked first in the Ivy League and 37th in the country in rebounds per game (10.1) in 2014-15
- Represented Great Britain in the 2012 Olympic games and averaged 4.8 points and 4.0 rebounds during the tournament

## TEMI FÁGBÉNLÉ REGULAR SEASON CAREER STATS

Season	Team	GP	GS	MIN	FG	FGA	FG%	3PM	3PA	3P%	FT	FTA	FT%	OR	DR	TOT	A	ST	TO	BS	PTS	PPG
2017-18	MIN	21	0	89	9	18	.500	0	0	.000	7	9	.778	5	16	21	1	3	8	4	25	1.2
2018-19	MIN	30	2	283	39	77	.506	0	0	.000	16	23	.696	28	32	60	17	8	22	9	94	3.1
2019-20	MIN	18	0	271	42	81	.519	1	6	.167	13	18	.722	22	30	52	15	6	32	6	98	5.4
2024-25	IND	22	2	415	58	114	.509	2	12	.167	22	28	.786	31	73	104	20	11	27	15	140	6.4
2025-26	GSV	4	4	117	18	29	.621	3	8	.375	1	2	.500	7	14	21	13	6	7	2	40	10.0
<b>Totals</b>		<b>95</b>	<b>8</b>	<b>1,174</b>	<b>166</b>	<b>319</b>	<b>.520</b>	<b>6</b>	<b>26</b>	<b>.231</b>	<b>59</b>	<b>80</b>	<b>.738</b>	<b>93</b>	<b>165</b>	<b>258</b>	<b>66</b>	<b>34</b>	<b>96</b>	<b>36</b>	<b>397</b>	<b>4.2</b>
<b>Average</b>				<b>12.4</b>	<b>1.7</b>	<b>3.4</b>	<b>--</b>	<b>0.1</b>	<b>0.3</b>	<b>--</b>	<b>0.6</b>	<b>0.8</b>	<b>--</b>	<b>1.0</b>	<b>1.7</b>	<b>2.7</b>	<b>0.7</b>	<b>0.4</b>	<b>1.0</b>	<b>0.4</b>	<b>4.2</b>	<b>--</b>

## TEMI FÁGBÉNLÉ 2025 GAME-BY-GAME STATS

Date	Opp	p/s	Min	FG	FGA	FG%	3PM	3PA	3P%	FT	FTA	FT%	OR	DR	TOT	A	ST	BS	TO	PF	+/-	PTS
5/16	LAS	S	31:38	6	8	.750	2	4	.500	1	1	1.000	2	3	5	4	2	0	1	3	-17	15
5/21	WAS	S	27:02	3	10	.300	0	2	.000	0	0	.000	2	5	7	2	4	0	2	5	6	6
5/23	@LAS	S	26:50	4	6	.667	0	1	.000	0	0	.000	1	5	6	3	0	1	2	4	-6	8
5/27	@NYL	S	31:22	5	5	1.000	1	1	1.000	0	1	.000	2	1	3	4	0	1	2	3	-20	11
<b>Totals</b>	<b>4-4</b>		<b>117</b>	<b>18</b>	<b>29</b>	<b>.621</b>	<b>3</b>	<b>8</b>	<b>.375</b>	<b>1</b>	<b>2</b>	<b>.500</b>	<b>7</b>	<b>14</b>	<b>21</b>	<b>13</b>	<b>6</b>	<b>2</b>	<b>7</b>	<b>15</b>	<b>-37</b>	<b>40</b>
<b>Average</b>			<b>29.2</b>	<b>4.5</b>	<b>7.2</b>	<b>--</b>	<b>0.8</b>	<b>2.0</b>	<b>--</b>	<b>0.2</b>	<b>0.5</b>	<b>--</b>	<b>1.8</b>	<b>3.5</b>	<b>5.2</b>	<b>3.2</b>	<b>1.5</b>	<b>0.5</b>	<b>1.8</b>	<b>3.8</b>	<b>-9.2</b>	<b>10.0</b>

## 2025 SEASON HIGHS

PTS .....15 vs. LAS 5/16/25  
 FGM.....6 vs. LAS 5/16/25  
 FGA.....10 vs. WAS 5/21/25  
 3FGM.....2 vs. LAS 5/16/25  
 3FGA.....4 vs. LAS 5/16/25  
 FTM.....1 vs. LAS 5/16/25  
 FTA.....12 times (@ NYL, 5/27/25)  
 OREB.....2 3 times (@ NYL, 5/27/25)  
 DREB.....5 2 times (@ LAS, 5/23/25)  
 TREB.....7 vs. WAS 5/21/25  
 ASTS.....4 2 times (@ NYL, 5/27/25)  
 STLS.....4 vs. WAS 5/21/25  
 BLKS.....12 times (@ NYL, 5/27/25)  
 MINS.....32 vs. LAS 5/16/25

## REG. SEASON CAREER HIGHS

PTS .....17 at LAS, 5/24/24  
 FGM.....7 at IND, 8/3/19  
 FGA.....12 at LAS, 5/24/24  
 3FGM.....2 vs. LAS 5/16/25  
 3FGA.....4 vs. LAS 5/16/25  
 FTM .....5 at LVA, 5/25/24  
 FTA .....5 - 2 times (last at LVA, 5/25/24)  
 OREB .....4 vs. CON, 5/20/24  
 DREB .....6 - 3 times (last vs. LVA, 9/11/24)  
 TREB .....10 vs. CON, 5/20/24  
 ASTS .....4 - 2 times (last vs. LAS, 5/16/25)  
 STLS .....4 vs. WAS, 5/21/25  
 BLKS .....3 - 2 times (last at SEA, 5/22/24)  
 MINS.....31:38 vs. LAS 5/16/25





# TIFFANY HAYES

# #15

**POS:** Guard

**HEIGHT:** 5-10

**DOB:** Sept. 20, 1989

**SCHOOL:** Connecticut

**EXPERIENCE:** 12 years

**TRANSACTIONS:** Drafted by Atlanta in 2012 (#14); Rights traded to Connecticut in 2023; Signed by Las Vegas in 2024; Signed by Golden State on Feb. 6, 2025

## QUICK FACTS

- Sixth Woman of the Year in (2024 - Las Vegas Aces), All-WNBA and All-Defensive Team (2018 - Atlanta Dream), All-Star Starter and Eastern Conference Player of the Month (May 2017 - Atlanta), All-Rookie Team (2012 - Atlanta Dream)
- Shot 50.0% from the field and 40.2% from three (10th in WNBA), and led all WNBA bench players in total points (313) and points per game (min. 28 games) in 2024
- Became the seventh-fastest player to record at least 4,000 points, 1,000 rebounds, 750 assists, 300 steals and 350 three-point field goals in WNBA history - 307 games
- Only player in the WNBA in 2021 to average at least 14 points per game (14.67), 1.5 steals per game (1.57) and three assists per game (3.0)
- Shot 40.5% from the three-point line in 2021 for, making her one of five players in the league in 2021 to shoot at least 40% from beyond the arc while averaging at least four attempted three-pointers per game
- Is Atlanta's all-time leader in three-pointers made (325) and attempted (983)
- Finished sixth in MVP balloting and fourth in Defensive Player of the Year voting when she was a three-time pick Eastern Conference Player of the Week honoree in 2018
- Led Connecticut to two national championships (2009 & 2010) and four Final Four appearances
- Two-time All-Big East First Team selection (2011-12 & 2010-11)
- Finished career with 147-7 record as a Husky

## TIFFANY HAYES REGULAR SEASON CAREER STATS

Season	Team	GP	GS	MIN	FG	FGA	FG%	3PM	3PA	3P%	FT	FTA	FT%	OR	DR	TOT	A	ST	TO	BS	PTS	PPG
2012-13	ATL	34	17	787	90	231	.390	21	77	.273	92	117	.786	24	81	105	73	28	51	12	293	8.6
2013-14	ATL	23	4	513	80	197	.406	23	61	.377	76	102	.745	20	66	86	39	27	40	3	259	11.3
2014-15	ATL	34	32	966	143	308	.464	40	112	.357	111	146	.760	31	70	101	86	34	40	9	437	12.9
2015-16	ATL	28	27	836	115	293	.392	31	113	.274	99	123	.805	29	55	84	62	29	47	11	360	12.9
2016-17	ATL	33	33	1,016	153	347	.441	32	117	.274	156	194	.804	33	79	112	78	40	59	8	494	15.0
2017-18	ATL	33	33	992	166	381	.436	48	129	.372	158	185	.854	31	96	127	80	41	62	8	538	16.3
2018-19	ATL	31	29	897	177	401	.441	42	131	.321	138	169	.817	28	84	112	83	36	50	7	534	17.2
2019-20	ATL	29	29	817	147	374	.393	36	117	.308	97	127	.764	21	66	87	82	29	70	8	427	14.7
2021-22	ATL	21	19	595	105	240	.438	34	84	.405	64	75	.853	14	53	67	63	33	31	4	308	14.7
2022-23	ATL	11	11	303	66	121	.545	18	42	.429	28	41	.683	3	37	40	23	8	22	1	178	16.2
2023-24	CON	40	40	1,082	168	353	.476	48	131	.366	98	126	.778	38	82	120	105	34	56	3	482	12.1
2024-25	LVA	33	5	708	110	220	.500	33	82	.402	60	84	.714	27	65	92	69	25	28	9	313	9.5
2025-26	GSV	2	2	44	7	20	.350	2	7	.286	5	5	1.000	2	8	10	2	1	4	1	21	10.5
<b>Totals</b>		<b>352</b>	<b>281</b>	<b>9,556</b>	<b>1,527</b>	<b>3,486</b>	<b>.438</b>	<b>408</b>	<b>1,203</b>	<b>.339</b>	<b>1,182</b>	<b>1,494</b>	<b>.791</b>	<b>301</b>	<b>842</b>	<b>1,143</b>	<b>845</b>	<b>365</b>	<b>560</b>	<b>84</b>	<b>4,644</b>	<b>13.2</b>
<b>Average</b>				<b>27.1</b>	<b>4.3</b>	<b>9.9</b>	<b>--</b>	<b>1.2</b>	<b>3.4</b>	<b>--</b>	<b>3.4</b>	<b>4.2</b>	<b>--</b>	<b>0.9</b>	<b>2.4</b>	<b>3.2</b>	<b>2.4</b>	<b>1.0</b>	<b>1.6</b>	<b>0.2</b>	<b>13.2</b>	<b>--</b>

## TIFFANY HAYES 2025 GAME-BY-GAME STATS

Date	Opp	p/s	Min	FG	FGA	FG%	3PM	3PA	3P%	FT	FTA	FT%	OR	DR	TOT	A	ST	BS	TO	PF	+/-	PTS
05/16	LAS	S	30:21	7	16	.438	2	5	.400	3	3	1.000	2	7	9	1	1	1	4	4	-21	19
05/21	WAS	S	13:24	0	4	.000	0	2	.000	2	2	1.000	0	1	1	1	0	0	0	1	4	2
5/23	@LAS	Did not Play (nose)																				
5/27	@NYL	Did not Play (nose)																				
<b>Totals</b>		<b>2-2</b>	<b>44</b>	<b>7</b>	<b>20</b>	<b>.350</b>	<b>2</b>	<b>7</b>	<b>.286</b>	<b>5</b>	<b>5</b>	<b>1.000</b>	<b>2</b>	<b>8</b>	<b>10</b>	<b>2</b>	<b>1</b>	<b>1</b>	<b>4</b>	<b>5</b>	<b>-17</b>	<b>21</b>
<b>Average</b>				<b>21.9</b>	<b>3.5</b>	<b>10.0</b>	<b>--</b>	<b>1.0</b>	<b>3.5</b>	<b>--</b>	<b>2.5</b>	<b>2.5</b>	<b>--</b>	<b>1.0</b>	<b>4.0</b>	<b>5.0</b>	<b>1.0</b>	<b>0.5</b>	<b>0.5</b>	<b>2.0</b>	<b>2.5</b>	<b>-8.5</b>

### 2025 SEASON HIGHS

PTS.....19 vs. LAS 5/16/25  
 FGM.....7 vs. LAS 5/16/25  
 FGA.....16 vs. LAS 5/16/25  
 3FGM.....2 vs. LAS 5/16/25  
 3FGA.....5 vs. LAS 5/16/25  
 FTM.....3 vs. LAS 5/16/25  
 FTA.....3 vs. LAS 5/16/25  
 OREB.....2 vs. LAS 5/16/25  
 DREB.....7 vs. LAS 5/16/25  
 TREB.....9 vs. LAS 5/16/25  
 ASTS.....1 - 2 times (vs. WAS, 5/21/25)  
 STLs.....1 vs. LAS 5/16/25  
 BLKS.....1 vs. LAS 5/16/25  
 MINS.....30 vs. LAS 5/16/25  
 VALKYRIES @ LIBERTY - MAY 29, 2025

### REG. SEASON CAREER HIGHS

PTS.....34 at IND, 8/10/19  
 FGM.....2 at IND, 8/10/199  
 FGA.....24 vs. CHI, 8/20/19  
 3FGM.....6 at MIN, 8/5/18  
 3FGA.....11 at MIN, 8/5/184  
 FTM.....12 at DAL, 8/25/19  
 FTA.....15 - 3 times (last vs. IND, 6/14/18)  
 OREB.....4 - 2 times (last at CHI, 7/12/23)  
 DREB.....9 vs CON, 8/25/15  
 TREB.....11 at NYL, 5/24/16  
 ASTS.....8 - 2 times (last at WASH, 5/23/23)  
 STLs.....5 - 2 times (last at WASH, 6/17/21)  
 BLKS.....3 vs. CHI, 7/13/14  
 MINS.....46:00 at MIN, 7/22/24

## 2025 GOLDEN STATE VALKYRIES



# CARLA LEITE

#0

POS: Guard

HEIGHT: 5-9

DOB: Apr 16, 2004

COUNTRY: France

EXPERIENCE: Rookie

TRANSACTIONS: Drafted by Dallas in 2024 (#9); Selected by Golden State in Expansion Draft on Dec. 6, 2024

### QUICK FACTS

- Did not play in the WNBA in 2024, remained overseas
- Played for VILLENEUVE d'Ascq LM of the LFB (France) in 2024-25, ranking first on the team with 16.6 points and 5.5 assists per game, averaged a team-best 17.1 points across seven EuroCup games, and shot 59.6 percent from the field and 35.0 percent from deep
- Led France to the 2023 FIBA U20 Women's European Championship title, leading her team and ranking fourth among all players with 18.4 points per game during the tournament, paced all players with 20 points in the gold-medal game and was named tournament MVP
- After her performance in the French Cup, Leite signed her first professional contract at age 18 in 2022 with Tarbes in the Ligue Féminine de Basketball (LFB), the top women's league in France
- Averaged 11.8 points and 2.9 assists per game and was named the league's best young player during the 2022-23 campaign for Tarbes
- Tallied 15.8 points, 5.5 assists and 2.5 rebounds and was named to the league All-star team in 2023-24

### CARLA LEITE REGULAR SEASON CAREER STATS

Season	Team	GP	GS	MIN	FG	FGA	FG%	3PM	3PA	3P%	FT	FTA	FT%	OR	DR	TOT	A	ST	TO	BS	PTS	PPG
2025-26	GSV	4	0	74	10	27	.370	3	13	.231	12	15	.800	3	4	7	8	3	6	0	35	8.8
<b>Totals</b>		<b>4</b>	<b>0</b>	<b>74</b>	<b>10</b>	<b>27</b>	<b>.370</b>	<b>3</b>	<b>13</b>	<b>.231</b>	<b>12</b>	<b>15</b>	<b>.800</b>	<b>3</b>	<b>4</b>	<b>7</b>	<b>8</b>	<b>3</b>	<b>6</b>	<b>0</b>	<b>35</b>	<b>8.8</b>
<b>Average</b>				<b>18.6</b>	<b>2.5</b>	<b>6.8</b>	<b>--</b>	<b>0.8</b>	<b>3.2</b>	<b>--</b>	<b>3.0</b>	<b>3.8</b>	<b>--</b>	<b>0.8</b>	<b>1.0</b>	<b>1.8</b>	<b>2.0</b>	<b>0.8</b>	<b>1.5</b>	<b>0.0</b>	<b>8.8</b>	<b>--</b>

### CARLA LEITE 2025 GAME-BY-GAME STATS

Date	Opp	p/s	Min	FG	FGA	FG%	3PM	3PA	3P%	FT	FTA	FT%	OR	DR	TOT	A	ST	BS	TO	PF	+/-	PTS
5/16	LAS	P	11:50	0	3	.000	0	3	.000	2	3	.667	0	1	1	1	0	0	3	2	9	2
5/21	WAS	P	20:39	2	7	.286	1	6	.167	5	6	.833	2	0	2	3	0	0	0	4	17	10
5/23	@ LAS	P	23:18	7	10	.700	2	2	1.000	3	4	.750	1	1	2	3	1	0	1	0	17	19
5/27	@ NYL	P	18:27	1	7	.143	0	2	.000	2	2	1.000	0	2	2	1	2	0	2	3	-16	4
<b>Totals</b>		<b>4-0</b>	<b>74</b>	<b>10</b>	<b>27</b>	<b>.370</b>	<b>3</b>	<b>13</b>	<b>.231</b>	<b>12</b>	<b>15</b>	<b>.800</b>	<b>3</b>	<b>4</b>	<b>7</b>	<b>8</b>	<b>3</b>	<b>0</b>	<b>6</b>	<b>9</b>	<b>27</b>	<b>35</b>
<b>Average</b>			<b>18.6</b>	<b>2.5</b>	<b>6.8</b>	<b>--</b>	<b>0.8</b>	<b>3.2</b>	<b>--</b>	<b>3.0</b>	<b>3.8</b>	<b>--</b>	<b>0.8</b>	<b>1.0</b>	<b>1.8</b>	<b>2.0</b>	<b>0.8</b>	<b>0.0</b>	<b>1.5</b>	<b>2.2</b>	<b>6.8</b>	<b>8.8</b>

### 2025 SEASON HIGHS

PTS .....19 at LAS 5/23/25  
 FGM.....7 at LAS 5/23/25  
 FGA.....10 at LAS 5/23/25  
 3FGM.....2 at LAS 5/23/25  
 3FGA.....6 vs. WAS 5/21/25  
 FTM.....5 vs. WAS 5/21/25  
 FTA.....6 vs. WAS 5/21/25  
 OREB.....2 vs. WAS 5/21/25  
 DREB .....2 at NYL 5/27/25  
 TREB.....2 3 times (@ NYL, 5/27/25)  
 ASTS .....3 2 times (@ LAS, 5/23/25)  
 STLs.....2 at NYL 5/27/25  
 BLKS .....--  
 MINS.....23 at LAS 5/23/25





# KYARA LINSKENS

# # 31

**POS:** Center      **HEIGHT:** 6-4      **DOB:** Nov 13, 1996  
**COUNTRY:** Belgium      **EXPERIENCE:** Rookie  
**TRANSACTIONS:** Signed by Golden State on Feb. 5, 2025

## QUICK FACTS

- Played for Dynamo Kursk of the PBL (Russia) in 2024-25, leading the team with 12.2 points, 6.5 boards and a 62.4 shooting percentage
- Led Belgium to its first-ever EuroBasket gold medal in 2023, and was named tournament MVP
- Guided Belgium to a fourth-place finish at the 2022 FIBA World Cup, where she delivered 24 points and 13 rebounds in a crucial victory over Puerto Rico

## KYARA LINSKENS REGULAR SEASON CAREER STATS

Season	Team	GP	GS	MIN	FG	FGA	FG%	3PM	3PA	3P%	FT	FTA	FT%	OR	DR	TOT	A	ST	TO	BS	PTS	PPG
2025-26	GSV	3	0	25	1	4	.250	0	1	.000	0	0	.000	1	3	4	1	1	2	3	2	0.7
<b>Totals</b>		<b>3</b>	<b>0</b>	<b>25</b>	<b>1</b>	<b>4</b>	<b>.250</b>	<b>0</b>	<b>1</b>	<b>.000</b>	<b>0</b>	<b>0</b>	<b>.000</b>	<b>1</b>	<b>3</b>	<b>4</b>	<b>1</b>	<b>1</b>	<b>2</b>	<b>3</b>	<b>2</b>	<b>0.7</b>
<b>Average</b>				<b>8.5</b>	<b>0.3</b>	<b>1.3</b>	<b>--</b>	<b>0.0</b>	<b>0.3</b>	<b>--</b>	<b>0.0</b>	<b>0.0</b>	<b>--</b>	<b>0.3</b>	<b>1.0</b>	<b>1.3</b>	<b>0.3</b>	<b>0.3</b>	<b>0.7</b>	<b>1.0</b>	<b>0.7</b>	<b>--</b>

## KYARA LINSKENS 2025 GAME-BY-GAME STATS

Date	Opp	p/s	Min	FG	FGA	FG%	3PM	3PA	3P%	FT	FTA	FT%	OR	DR	TOT	A	ST	BS	TO	PF	+/-	PTS
5/16	LAS	P	3:40	0	0	.000	0	0	.000	0	0	.000	0	0	0	0	1	0	1	1	0	0
5/21	WAS		[Did not play]																			
5/23	@LAS	P	13:10	1	3	.333	0	0	.000	0	0	.000	1	2	3	1	0	1	0	3	15	2
5/27	@NYL	P	8:38	0	1	.000	0	1	.000	0	0	.000	0	1	1	0	0	2	1	3	-8	0
<b>Totals</b>		<b>3-0</b>	<b>25</b>	<b>1</b>	<b>4</b>	<b>.250</b>	<b>0</b>	<b>1</b>	<b>.000</b>	<b>0</b>	<b>0</b>	<b>.000</b>	<b>1</b>	<b>3</b>	<b>4</b>	<b>1</b>	<b>1</b>	<b>3</b>	<b>2</b>	<b>7</b>	<b>7</b>	<b>2</b>
<b>Average</b>			<b>8.5</b>	<b>0.3</b>	<b>1.3</b>	<b>--</b>	<b>0.0</b>	<b>0.3</b>	<b>--</b>	<b>0.0</b>	<b>0.0</b>	<b>--</b>	<b>0.3</b>	<b>1.0</b>	<b>1.3</b>	<b>0.3</b>	<b>0.3</b>	<b>1.0</b>	<b>0.7</b>	<b>2.3</b>	<b>2.3</b>	<b>0.7</b>

## 2025 SEASON HIGHS

PTS .....2 at LAS 5/23/25  
 FGM .....1 at LAS 5/23/25  
 FGA .....3 at LAS 5/23/25  
 3FGM .....--  
 3FGA .....1 at NYL 5/27/25  
 FTM .....--  
 FTA .....--  
 OREB .....1 at LAS 5/23/25  
 DREB .....2 at LAS 5/23/25  
 TREB .....3 at LAS 5/23/25  
 ASTS .....1 at LAS 5/23/25  
 STLS .....1 vs. LAS 5/16/25  
 BLKS .....2 at NYL 5/27/25  
 MINS .....13 at LAS 5/23/25



# KATE MARTIN

# #20

**POS:** Guard **HEIGHT:** 6-0 **DOB:** June 5, 2000

**SCHOOL:** Iowa **EXPERIENCE:** 1 year

**TRANSACTIONS:** Drafted by Las Vegas in 2024 (#18); Selected by Golden State in Expansion Draft on Dec. 6, 2024

## QUICK FACTS

- Appeared in 34 games (two starts), averaging 2.6 points (30.7 FG%, 35.5 3P%, 91.7 FT%), 1.6 rebounds, 0.9 assists in 11.5 minutes per game in 2024 (Las Vegas)
- Led Iowa to a 132-37 (.781) record during her five seasons
- Advanced to four-straight NCAA Tournaments, including the 2023 and 2024 NCAA championship games, and a 2021 Sweet 16 appearance
- Became the first Hawkeye women's player to collect 900+ points, 400+ assists, 120+ steals and 60+ blocks in a career
- Earned 2020, 2021 and 2022 Big Ten Sportsmanship Awards, and named to the 2024 All-Big 10 second team

## KATE MARTIN REGULAR SEASON CAREER STATS

Season	Team	GP	GS	MIN	FG	FGA	FG%	3PM	3PA	3P%	FT	FTA	FT%	OR	DR	TOT	A	ST	TO	BS	PTS	PPG
2024-25	LVA	34	2	392	27	88	.307	22	62	.355	11	12	.917	6	48	54	30	7	21	8	87	2.6
2025-26	GSV	4	1	58	5	19	.263	4	12	.333	4	6	.667	0	7	7	1	1	3	2	18	4.5
<b>Totals</b>		<b>38</b>	<b>3</b>	<b>450</b>	<b>32</b>	<b>107</b>	<b>.299</b>	<b>26</b>	<b>74</b>	<b>.351</b>	<b>15</b>	<b>18</b>	<b>.833</b>	<b>6</b>	<b>55</b>	<b>61</b>	<b>31</b>	<b>8</b>	<b>24</b>	<b>10</b>	<b>105</b>	<b>2.8</b>
<b>Average</b>				<b>11.8</b>	<b>0.8</b>	<b>2.8</b>	<b>--</b>	<b>0.7</b>	<b>1.9</b>	<b>--</b>	<b>0.4</b>	<b>0.5</b>	<b>--</b>	<b>0.2</b>	<b>1.4</b>	<b>1.6</b>	<b>0.8</b>	<b>0.2</b>	<b>0.6</b>	<b>0.3</b>	<b>2.8</b>	<b>--</b>

## KATE MARTIN 2025 GAME-BY-GAME STATS

Date	Opp	p/s	Min	FG	FGA	FG%	3PM	3PA	3P%	FT	FTA	FT%	OR	DR	TOT	A	ST	BS	TO	PF	+/-	PTS
5/16	LAS	S	20:37	0	3	.000	0	1	.000	2	2	1.000	0	0	0	1	0	0	1	0	-9	2
5/21	WAS	P	9:22	0	2	.000	0	2	.000	0	0	.000	0	3	3	0	0	1	0	2	-15	0
5/23	@ LAS	P	10:11	2	5	.400	2	2	1.000	0	0	.000	0	1	1	0	0	0	1	0	9	6
5/27	@ NYL	P	17:58	3	9	.333	2	7	.286	2	4	.500	0	3	3	0	1	1	1	0	-19	10
<b>Totals</b>		<b>4-1</b>	<b>58</b>	<b>5</b>	<b>19</b>	<b>.263</b>	<b>4</b>	<b>12</b>	<b>.333</b>	<b>4</b>	<b>6</b>	<b>.667</b>	<b>0</b>	<b>7</b>	<b>7</b>	<b>1</b>	<b>1</b>	<b>2</b>	<b>3</b>	<b>2</b>	<b>-34</b>	<b>18</b>
<b>Average</b>			<b>14.5</b>	<b>1.2</b>	<b>4.8</b>	<b>--</b>	<b>1.0</b>	<b>3.0</b>	<b>--</b>	<b>1.0</b>	<b>1.5</b>	<b>--</b>	<b>0.0</b>	<b>1.8</b>	<b>1.8</b>	<b>0.2</b>	<b>0.2</b>	<b>0.5</b>	<b>0.8</b>	<b>0.5</b>	<b>-8.5</b>	<b>4.5</b>

## 2025 SEASON HIGHS

PTS .....10 at NYL 5/27/25  
 FGM.....3 at NYL 5/27/25  
 FGA.....9 at NYL 5/27/25  
 3FGM.....2 2 times (@ NYL, 5/27/25)  
 3FGA.....7 at NYL 5/27/25  
 FTM.....2 2 times (@ NYL, 5/27/25)  
 FTA.....4 at NYL 5/27/25  
 OREB.....--  
 DREB.....3 2 times (@ NYL, 5/27/25)  
 TREB.....3 2 times (@ NYL, 5/27/25)  
 ASTS.....1 vs. LAS 5/16/25  
 STLS.....1 at NYL 5/27/25  
 BLKS.....1 2 times (@ NYL, 5/27/25)  
 MINS.....21 vs. LAS 5/16/25

## REG. SEASON CAREER HIGHS

PTS .....13 at LAS, 6/9/24  
 FGM.....5 at LAS, 6/9/24  
 FGA.....8 at MIN, 5/29/24  
 3FGM.....3 - 2 times (last at LAS, 6/9/24)  
 3FGA.....6 - 2 times (last vs. DAL, 7/7/24)  
 FTM.....4 - 2 times (last vs. DAL, 9/19/24)  
 FTA.....4 - 2 times (last vs. DAL, 9/19/24)  
 OREB .....2 vs. IND, 5/25/24  
 DREB .....6 vs. DAL, 9/19/24  
 TREB .....7 vs. IND, 5/25/24  
 ASTS .....4 vs. DAL, 9/19/24  
 STLS.....3 vs. WAS, 7/24/19  
 BLKS .....2 - 2 times (last at ATL, 7/12/24)  
 MINS.....32:09 at LAS, 6/9/24

## 2025 GOLDEN STATE VALKYRIES



# JANELLE SALAÜN

# #13

**POS:** Forward      **HEIGHT:** 6-2      **DOB:** Sept. 5, 2001  
**COUNTRY:** France      **EXPERIENCE:** Rookie  
**TRANSACTIONS:** Signed by Golden State on Feb. 5, 2025

### QUICK FACTS

- Competed in the Italy-Serie A1 for Beretta Famila Schio in 2024-25, averaging 13.2 points, including 14.4 in 14 EuroLeague games
- Won the 2024-25 Lega Basket Femminile Championship for Beretta Famila Schio in Italy, scoring 11 points and adding eight rebounds in the title game.
- Started for France in their silver medal run at the 2024 Paris Olympics
- Averaged 14.8 points per game and is shooting 37.3 percent from the three-point line for Famila Schio in Italian Serie A1
- Led Villeneuve-d'Ascq to the 2024 French League National Championship
- Brother, Tidjane, plays for the Charlotte Hornets

### JANELLE SALAÜN REGULAR SEASON CAREER STATS


Season	Team	GP	GS	MIN	FG	FGA	FG%	3PM	3PA	3P%	FT	FTA	FT%	OR	DR	TOT	A	ST	TO	BS	PTS	PPG
2025-26	GSV	3	3	87	12	34	.353	8	17	.471	5	5	1.000	2	16	18	3	3	9	1	37	12.3
<b>Totals</b>		<b>3</b>	<b>3</b>	<b>87</b>	<b>12</b>	<b>34</b>	<b>.353</b>	<b>8</b>	<b>17</b>	<b>.471</b>	<b>5</b>	<b>5</b>	<b>1.000</b>	<b>2</b>	<b>16</b>	<b>18</b>	<b>3</b>	<b>3</b>	<b>9</b>	<b>1</b>	<b>37</b>	<b>12.3</b>
<b>Average</b>				<b>29.0</b>	<b>4.0</b>	<b>11.3</b>	<b>--</b>	<b>2.7</b>	<b>5.7</b>	<b>--</b>	<b>1.7</b>	<b>1.7</b>	<b>--</b>	<b>0.7</b>	<b>5.3</b>	<b>6.0</b>	<b>1.0</b>	<b>1.0</b>	<b>3.0</b>	<b>0.3</b>	<b>12.3</b>	<b>--</b>

### JANELLE SALAÜN 2025 GAME-BY-GAME STATS

Date	Opp	p/s	Min	FG	FGA	FG%	3PM	3PA	3P%	FT	FTA	FT%	OR	DR	TOT	A	ST	BS	TO	PF	+/-	PTS
5/16	LAS		Inactive - Rest																			
5/21	WAS	S	28:25	4	11	.364	1	4	.250	1	1	1.000	0	4	4	0	1	0	3	2	0	10
5/23	@ LAS	S	30:26	5	11	.455	4	8	.500	4	4	1.000	0	8	8	1	2	1	2	1	-2	18
5/27	@ NYL	S	28:14	3	12	.250	3	5	.600	0	0	.000	2	4	6	2	0	0	4	1	-16	9
<b>Totals</b>		<b>3-3</b>	<b>87</b>	<b>12</b>	<b>34</b>	<b>.353</b>	<b>8</b>	<b>17</b>	<b>.471</b>	<b>5</b>	<b>5</b>	<b>1.000</b>	<b>2</b>	<b>16</b>	<b>18</b>	<b>3</b>	<b>3</b>	<b>1</b>	<b>9</b>	<b>4</b>	<b>-18</b>	<b>37</b>
<b>Average</b>			<b>29.0</b>	<b>4.0</b>	<b>11.3</b>	<b>--</b>	<b>2.7</b>	<b>5.7</b>	<b>--</b>	<b>1.7</b>	<b>1.7</b>	<b>--</b>	<b>0.7</b>	<b>5.3</b>	<b>6.0</b>	<b>1.0</b>	<b>1.0</b>	<b>0.3</b>	<b>3.0</b>	<b>1.3</b>	<b>-6.0</b>	<b>12.3</b>

### 2025 SEASON HIGHS

PTS .....18 at LAS 5/23/25  
 FGM.....5 at LAS 5/23/25  
 FGA.....12 at NYL 5/27/25  
 3FGM.....4 at LAS 5/23/25  
 3FGA.....8 at LAS 5/23/25  
 FTM.....4 at LAS 5/23/25  
 FTA.....4 at LAS 5/23/25  
 OREB.....2 at NYL 5/27/25  
 DREB .....8 at LAS 5/23/25  
 TREB .....8 at LAS 5/23/25  
 ASTS .....2 at NYL 5/27/25  
 STLS.....2 at LAS 5/23/25  
 BLKS .....1 at LAS 5/23/25  
 MINS.....30 at LAS 5/23/25



# STEPHANIE TALBOT

# #7

**POS:** Forward      **HEIGHT:** 6-2      **DOB:** June 15, 1994  
**COLLEGE:** Adelaide (Australia)      **EXPERIENCE:** 6 years  
**TRANSACTIONS:** Drafted by Phoenix in 2014 (#33); Traded to Minnesota in 2019; Traded to New York in 2020; Traded to Seattle in 2021; Signed a contract with Los Angeles; Selected by Golden State in Expansion Draft on Dec. 6, 2024

## QUICK FACTS

- Saw action in 37 games in 2024 (Los Angeles), making 10 starts, and averaged 3.5 points, 2.7 boards and a career-high 2.1 assists per game
- Shot a career-best 41.5 percent from three-point range (27-of-65), finishing eighth in the league among players with at least 50 three-point attempts in 2021 (Seattle)
- Made Olympic debut with Australia in 2016 Rio Olympics, and also played in 2020 Tokyo games
- Won silver medal for Australia at the 2018 Women's World Cup
- Helped guide Australia to a perfect 5-0 record and the gold medal in the 2018 Commonwealth Games
- Named 2020 WNBL MVP with the Adelaide Lightning, averaging 18.2 points, 9.0 rebounds and 3.0 assists per game
- Helped guide Australia to Bronze medal at 2022 FIBA Women's Basketball World Cup, averaging 8.5 points, 6.9 rebounds, 5.3 assists, and 1.4 steals
- Named the 2013 Betty Watson Rookie of the Year in the WNBL
- Began international and professional career in 2009 when she was a member of Australia's FIBA Oceanic Championships gold-medal team
- Drafted by the Mercury in the 2014 WNBA Draft when she was just 19 years old, but stayed overseas from 2014-16

## STEPHANIE TALBOT REGULAR SEASON CAREER STATS

Season	Team	GP	GS	MIN	FG	FGA	FG%	3PM	3PA	3P%	FT	FTA	FT%	OR	DR	TOT	A	ST	TO	BS	PTS	PPG
2017-18	PHO	34	24	609	51	123	.415	16	42	.381	30	46	.652	29	62	91	55	24	30	9	148	4.4
2018-19	PHO	31	8	453	39	84	.464	17	44	.386	19	21	.905	25	35	60	41	14	27	10	114	3.7
2019-20	MIN	33	9	561	57	154	.370	31	95	.326	27	31	.871	18	61	79	41	30	42	9	172	5.2
2021-22	SEA	30	9	538	69	143	.483	27	65	.415	6	8	.750	12	74	86	48	14	49	12	171	5.7
2022-23	SEA	34	1	548	64	138	.464	29	73	.397	14	24	.583	23	84	107	45	23	36	11	171	5.0
2024-25	LAS	37	10	600	49	124	.395	13	50	.260	20	29	.690	21	80	101	76	19	37	17	131	3.5
2025-26	GSV	3	1	48	2	7	.286	0	3	.000	2	4	.500	1	8	9	3	1	6	0	6	2.0
<b>Totals</b>		<b>202</b>	<b>62</b>	<b>3,358</b>	<b>331</b>	<b>773</b>	<b>.428</b>	<b>133</b>	<b>372</b>	<b>.358</b>	<b>118</b>	<b>163</b>	<b>.724</b>	<b>129</b>	<b>404</b>	<b>533</b>	<b>309</b>	<b>125</b>	<b>227</b>	<b>68</b>	<b>913</b>	<b>4.5</b>
<b>Average</b>				<b>16.6</b>	<b>1.6</b>	<b>3.8</b>	<b>--</b>	<b>0.7</b>	<b>1.8</b>	<b>--</b>	<b>0.6</b>	<b>0.8</b>	<b>--</b>	<b>0.6</b>	<b>2.0</b>	<b>2.6</b>	<b>1.5</b>	<b>0.6</b>	<b>1.1</b>	<b>0.3</b>	<b>4.5</b>	<b>--</b>

## STEPHANIE TALBOT 2025 GAME-BY-GAME STATS

Date	Opp	p/s	Min	FG	FGA	FG%	3PM	3PA	3P%	FT	FTA	FT%	OR	DR	TOT	A	ST	BS	TO	PF	+/-	PTS
5/16	LAS		Inactive - Injury																			
5/21	WAS	P	8:18	0	2	.000	0	2	.000	1	2	.500	1	0	1	0	0	0	1	0	-6	1
5/23	@ LAS	P	15:54	1	3	.333	0	1	.000	1	2	.500	0	2	2	1	1	0	1	0	19	3
5/27	@ NYL	S	23:47	1	2	.500	0	0	.000	0	0	.000	0	6	6	2	0	0	4	1	-15	2
<b>Totals</b>		<b>3-1</b>	<b>48</b>	<b>2</b>	<b>7</b>	<b>.286</b>	<b>0</b>	<b>3</b>	<b>.000</b>	<b>2</b>	<b>4</b>	<b>.500</b>	<b>1</b>	<b>8</b>	<b>9</b>	<b>3</b>	<b>1</b>	<b>0</b>	<b>6</b>	<b>1</b>	<b>-2</b>	<b>6</b>
<b>Average</b>			<b>16.0</b>	<b>0.7</b>	<b>2.3</b>	<b>--</b>	<b>0.0</b>	<b>1.0</b>	<b>--</b>	<b>0.7</b>	<b>1.3</b>	<b>--</b>	<b>0.3</b>	<b>2.7</b>	<b>3.0</b>	<b>1.0</b>	<b>0.3</b>	<b>0.0</b>	<b>2.0</b>	<b>0.3</b>	<b>-0.7</b>	<b>2.0</b>

### 2025 SEASON HIGHS

PTS.....3 at LAS 5/23/25  
FGM.....12 times (@ NYL, 5/27/25)  
FGA.....3 at LAS 5/23/25  
3FGM.....--  
3FGA.....2 vs. WAS 5/21/25  
FTM.....12 times (@ LAS, 5/23/25)  
FTA.....22 times (@ LAS, 5/23/25)  
OREB.....1 vs. WAS 5/21/25  
DREB.....6 at NYL 5/27/25  
TREB.....6 at NYL 5/27/25  
ASTS.....2 at NYL 5/27/25  
STLS.....1 at LAS 5/23/25  
BLKS.....--  
MINS.....24 at NYL 5/27/25

### REG. SEASON CAREER HIGHS

PTS.....24 vs. ATL, 7/2/19  
FGM.....8 vs. DAL, 6/4/21  
FGA.....13 vs. ATL, 7/2/19  
3FGM.....5 vs. ATL, 7/2/19  
3FGA.....9 - 2 times (last vs. ATL, 7/2/19)  
FTM.....6 vs. MIN, 7/21/18  
FTA.....8 vs. WAS, 7/2/24  
OREB.....6 vs. PHX, 5/14/22  
DREB.....8 - 2 times (last at NYL, 6/20/24)  
TREB.....14 vs. PHX, 5/14/22  
ASTS.....9 vs. LVA, 7/5/24  
STLS.....4 vs. WAS, 7/24/19  
BLKS.....3 - 4 times (last vs. PHO, 9/17/24)  
MINS.....38:34 vs. LVA 7/5/24



# KAYLA THORNTON

#5

**POS:** Forward      **HEIGHT:** 6-1      **DOB:** Oct. 20, 1992  
**SCHOOL:** Texas-El Paso      **EXPERIENCE:** 9 years  
**TRANSACTIONS:** Signed by Washington in 2015; Signed with Dallas in 2017; Traded to New York in 2023 as part of a three-team deal; Selected by Golden State in Expansion Draft on Dec. 6, 2024

## QUICK FACTS

- WNBA Champion in 2024 (New York)
- New York was 9-1 on the year when Thornton hit at least two threes in 2024
- Ranked second in the league in free throw percentage (.931) in 2019 (Dallas)
- Finished third in Most Improved Player voting in 2018 (Dallas)
- Became first-ever University of Texas at El Paso player to average a double-double (19.5 PPG & 10.1 RPG), which she achieved during her senior season (2013-14)
- Ranks first all-time at UTEP in career made field goals (600), points (1,679), rebounds (1,032) and double-doubles (40), is second in steals (217)
- Named an AP Honorable Mention All-American in 2014, three-time C-USA All-Conference honoree, two-time C-USA All-Defensive Team member
- Has played professionally in Australia, Egypt, Israel, Italy, Puerto Rico, Russia, South Korea and Turkey

## KAYLA THORNTON REGULAR SEASON CAREER STATS

Season	Team	GP	GS	MIN	FG	FGA	FG%	3PM	3PA	3P%	FT	FTA	FT%	OR	DR	TOT	A	ST	TO	BS	PTS	PPG
2015-16	WAS	10	0	88	9	27	.333	0	1	.000	4	6	.667	12	9	21	1	3	5	3	22	2.2
2017-18	DAL	34	1	586	73	177	.412	17	61	.279	68	85	.800	40	72	112	29	22	24	8	231	6.8
2018-19	DAL	34	32	971	114	255	.447	43	121	.355	43	50	.860	44	93	137	62	35	37	12	314	9.2
2019-20	DAL	27	25	822	99	289	.343	28	103	.272	54	58	.931	49	94	143	48	24	44	8	280	10.4
2020-21	DAL	22	14	557	54	127	.425	25	72	.347	28	32	.875	32	81	113	17	20	25	4	161	7.3
2021-22	DAL	31	25	857	83	197	.421	22	63	.349	45	53	.849	65	108	173	45	26	30	7	233	7.5
2022-23	DAL	36	35	1,050	97	207	.469	25	77	.325	68	82	.829	65	146	211	65	39	42	20	287	8.0
2023-24	NYL	40	0	693	65	150	.433	25	80	.313	23	30	.767	48	93	141	27	28	20	10	178	4.5
2024-25	NYL	40	11	809	77	203	.379	45	126	.357	22	26	.846	39	64	103	27	29	23	9	221	5.5
2025-26	GSV	4	4	120	15	50	.300	5	28	.179	16	18	.889	6	19	25	3	11	9	2	51	12.8
<b>Totals</b>		<b>278</b>	<b>147</b>	<b>6,553</b>	<b>686</b>	<b>1,682</b>	<b>.408</b>	<b>235</b>	<b>732</b>	<b>.321</b>	<b>371</b>	<b>440</b>	<b>.843</b>	<b>400</b>	<b>779</b>	<b>1,179</b>	<b>324</b>	<b>237</b>	<b>259</b>	<b>83</b>	<b>1,978</b>	<b>7.1</b>
<b>Average</b>				<b>23.6</b>	<b>2.5</b>	<b>6.1</b>	<b>--</b>	<b>0.8</b>	<b>2.6</b>	<b>--</b>	<b>1.3</b>	<b>1.6</b>	<b>--</b>	<b>1.4</b>	<b>2.8</b>	<b>4.2</b>	<b>1.2</b>	<b>0.9</b>	<b>0.9</b>	<b>0.3</b>	<b>7.1</b>	<b>--</b>

## KAYLA THORNTON 2025 GAME-BY-GAME STATS

Date	Opp	p/s	Min	FG	FGA	FG%	3PM	3PA	3P%	FT	FTA	FT%	OR	DR	TOT	A	ST	BS	TO	PF	+/-	PTS
5/16	LAS	S	34:17	3	11	.273	0	6	.000	0	0	.000	1	3	4	1	1	0	1	2	-17	6
5/21	WAS	S	26:52	5	14	.357	2	8	.250	6	6	1.000	0	5	5	1	2	1	1	4	19	18
5/23	@ LAS	S	30:15	4	15	.267	1	9	.111	5	5	1.000	4	6	10	1	4	1	5	2	1	14
5/27	@ NYL	S	28:22	3	10	.300	2	5	.400	5	7	.714	1	5	6	0	4	0	2	2	-15	13
<b>Totals</b>		<b>4-4</b>	<b>120</b>	<b>15</b>	<b>50</b>	<b>.300</b>	<b>5</b>	<b>28</b>	<b>.179</b>	<b>16</b>	<b>18</b>	<b>.889</b>	<b>6</b>	<b>19</b>	<b>25</b>	<b>3</b>	<b>11</b>	<b>2</b>	<b>9</b>	<b>10</b>	<b>-12</b>	<b>51</b>
<b>Average</b>			<b>29.9</b>	<b>3.8</b>	<b>12.5</b>	<b>--</b>	<b>1.2</b>	<b>7.0</b>	<b>--</b>	<b>4.0</b>	<b>4.5</b>	<b>--</b>	<b>1.5</b>	<b>4.8</b>	<b>6.2</b>	<b>0.8</b>	<b>2.8</b>	<b>0.5</b>	<b>2.2</b>	<b>2.5</b>	<b>-3.0</b>	<b>12.8</b>

### 2025 SEASON HIGHS


PTS .....18 vs. WAS 5/21/25  
FGM .....5 vs. WAS 5/21/25  
FGA .....15 at LAS 5/23/25  
3FGM .....2 2 times (@ NYL, 5/27/25)  
3FGA .....9 at LAS 5/23/25  
FTM .....6 vs. WAS 5/21/25  
FTA .....7 at NYL 5/27/25  
OREB .....4 at LAS 5/23/25  
DREB .....6 at LAS 5/23/25  
TREB .....10 at LAS 5/23/25  
ASTS .....13 times (@ LAS, 5/23/25)  
STLS .....4 2 times (@ NYL, 5/27/25)  
BLKS .....1 2 times (@ LAS, 5/23/25)  
MINS .....34 vs. LAS 5/16/25

### REG. SEASON CAREER HIGHS

PTS .....21 vs. IND, 8/6/22  
FGM .....9 at ATL, 7/30/22  
FGA .....17 - 2 times (last at NYL, 6/28/19)  
3FGM .....6 vs. LAS, 6/22/24  
3FGA .....11 vs. WAS, 5/31/24  
FTM .....10 vs. IND, 8/6/22  
FTA .....12 vs. IND, 8/6/22  
OREB .....6 - 2 times (last at LVA, 6/5/22)  
DREB .....10 at LVA, 6/22/19  
TREB .....15 at LVA, 6/5/22  
ASTS .....6 vs. NYL, 7/17/18  
STLS .....5 vs. WAS, 5/31/24  
BLKS .....3 vs. PHX, 6/25/22  
MINS .....40:05 vs. IND, 8/6/22



# 2025 GOLDEN STATE VALKYRIES



## JULIE VANLOO

# #35

**POS:** Guard      **HEIGHT:** 5-8      **DOB:** Feb. 10, 1993  
**COUNTRY:** Belgium      **EXPERIENCE:** 1 year  
**TRANSACTIONS:** Signed by Washington in 2024; Selected by Golden State in Expansion Draft on Dec. 6, 2024

### QUICK FACTS

- Recorded the most three-pointers by a rookie in Mystics history with 72, which also put her into the top-five all time for made three-pointers by a rookie in WNBA history in 2024
- Handed out 173 assists in 2024 for Washington, which is tied for the seventh most by a rookie in WNBA history
- Played for Galatasaray (Gala) of the KBSL (Turkey) in 2024-25, appearing in all 21 games and posting 12.3 points, 3.0 rebounds and a team-high 8.3 assists per contest
- Suited up for the Belgian national team and participated at EuroBasket Women 2017, the 2020 and 2024 Summer Olympics, EuroBasket Women 2021, and EuroBasket Women 2023 in which the Cats won their first-ever championship
- Played for the Belgian senior national team since 2009, appearing in the 2020 Olympics and the 2022 World Cup
- The United States is the 10th country she has played in at the club level since 2012

### JULIE VANLOO REGULAR SEASON CAREER STATS

Season	Team	GP	GS	MIN	FG	FGA	FG%	3PM	3PA	3P%	FT	FTA	FT%	OR	DR	TOT	A	ST	TO	BS	PTS	PPG
2024-25	WAS	40	34	926	106	306	.346	72	222	.324	10	15	.667	5	60	65	173	19	102	1	294	7.4
2025-26	GSV	4	1	70	7	24	.292	5	21	.238	0	0	.000	2	7	9	7	1	9	0	19	4.8
<b>Totals</b>		<b>44</b>	<b>35</b>	<b>996</b>	<b>113</b>	<b>330</b>	<b>.342</b>	<b>77</b>	<b>243</b>	<b>.317</b>	<b>10</b>	<b>15</b>	<b>.667</b>	<b>7</b>	<b>67</b>	<b>74</b>	<b>180</b>	<b>20</b>	<b>111</b>	<b>1</b>	<b>313</b>	<b>7.1</b>
<b>Average</b>				<b>22.6</b>	<b>2.6</b>	<b>7.5</b>	<b>--</b>	<b>1.8</b>	<b>5.5</b>	<b>--</b>	<b>0.2</b>	<b>0.3</b>	<b>--</b>	<b>0.2</b>	<b>1.5</b>	<b>1.7</b>	<b>4.1</b>	<b>0.5</b>	<b>2.5</b>	<b>0.0</b>	<b>7.1</b>	<b>--</b>

### JULIE VANLOO 2025 GAME-BY-GAME STATS

Date	Opp	p/s	Min	FG	FGA	FG%	3PM	3PA	3P%	FT	FTA	FT%	OR	DR	TOT	A	ST	BS	TO	PF	+/-	PTS
5/16	LAS	P	27:06	5	11	.455	4	10	.400	0	0	.000	1	3	4	2	1	0	6	3	-16	14
5/21	WAS	P	13:10	0	4	.000	0	4	.000	0	0	.000	0	2	2	2	0	0	1	0	-9	0
5/23	@ LAS	S	16:41	0	4	.000	0	4	.000	0	0	.000	0	0	0	2	0	0	1	1	-16	0
5/27	@ NYL	P	12:54	2	5	.400	1	3	.333	0	0	.000	1	2	3	1	0	0	1	1	-10	5
<b>Totals</b>		<b>4-1</b>	<b>70</b>	<b>7</b>	<b>24</b>	<b>.292</b>	<b>5</b>	<b>21</b>	<b>.238</b>	<b>0</b>	<b>0</b>	<b>.000</b>	<b>2</b>	<b>7</b>	<b>9</b>	<b>7</b>	<b>1</b>	<b>0</b>	<b>9</b>	<b>5</b>	<b>-51</b>	<b>19</b>
<b>Average</b>			<b>17.5</b>	<b>1.8</b>	<b>6.0</b>	<b>--</b>	<b>1.2</b>	<b>5.2</b>	<b>--</b>	<b>0.0</b>	<b>0.0</b>	<b>--</b>	<b>0.5</b>	<b>1.8</b>	<b>2.2</b>	<b>1.8</b>	<b>0.2</b>	<b>0.0</b>	<b>2.2</b>	<b>1.2</b>	<b>-12.8</b>	<b>4.8</b>


### 2025 SEASON HIGHS

PTS ..... 14 vs. LAS 5/16/25  
FGM ..... 5 vs. LAS 5/16/25  
FGA ..... 11 vs. LAS 5/16/25  
3FGM ..... 4 vs. LAS 5/16/25  
3FGA ..... 10 vs. LAS 5/16/25  
FTM ..... --  
FTA ..... --  
OREB ..... 12 times (@ NYL, 5/27/25)  
DREB ..... 3 vs. LAS 5/16/25  
TREB ..... 4 vs. LAS 5/16/25  
ASTS ..... 2 3 times (@ LAS, 5/23/25)  
STLS ..... 1 vs. LAS 5/16/25  
BLKS ..... --  
MINS ..... 27 vs. LAS 5/16/25

### REG. SEASON CAREER HIGHS

PTS ..... 17 vs. PHO, 7/16/24  
FGM ..... 6 vs. PHO, 7/16/24  
FGA ..... 13 vs. PHO, 7/16/24  
3FGM ..... 5 - 3 times (last vs. PHO, 7/16/24)  
3FGA ..... 12 vs. PHO, 7/16/24  
FTM ..... 2 - 3 times (last at IND, 7/10/24)  
FTA ..... 4 vs. CHI, 6/6/24  
OREB ..... 1 - 5 times (last at DAL, 9/3/24)  
DREB ..... 7 at PHO, 5/23/24  
TREB ..... 7 at PHO, 5/23/24  
ASTS ..... 9 at LAS, 5/21/24  
STLS ..... 3 - 2 times (last at MIN, 8/15/24)  
BLKS ..... 1 vs. PHO, 7/16/24  
MINS ..... 33:19 vs. LVA, 7/1/24





# CECILIA ZANDALASINI

# #24

**POS:** Forward **HEIGHT:** 6-2 **DOB:** Mar. 16, 1996

**SCHOOL:** PF SCHIO (Italy)

**EXPERIENCE:** 3 years

**TRANSACTIONS:** Signed a contract with Minnesota in 2017; Selected by Golden State in Expansion Draft on Dec. 6, 2024

## QUICK FACTS

- WNBA Champion in 2017 (Minnesota)
- Played 10 games for Galatasaray (Gala) of the KBSL (Turkey) in 2024-25, averaging 8.7 points, 3.9 rebounds and 2.3 assists
- Represented Italy at EuroBasket 2017 where she earned All-Star Five honors after averaging 19.0 ppg and 9.6 rpg in seven games (30.9 mpg). Ranked second in the tournament in scoring, third in rebounding, third in FG percentage (51.0%), second in three-point percentage (50.0%), second in FT percentage (88.9%) and second in double-doubles with three
- Named Most Valuable Player of the 2016 U20 European Championship, guiding Italy to a silver medal after tallying 31 points and 11 rebounds in the quarterfinal win over Latvia. Scored 27 points in the semifinal win over Serbia, and 28 points and 10 rebounds in the gold-medal game loss to Spain. Ranked first in scoring (22.0 ppg), sixth in rebounding (9.0 rpg), second in steals (2.86 spg) and third in blocks (1.43 bpg) for the tournament
- Was Italy's top scorer at the 2013 U18 European Championships, netting 13.9 ppg (38.8 FG%) and 6.3 rpg in nine contests

## CECILIA ZANDALASINI REGULAR SEASON CAREER STATS

Season	Team	GP	GS	MIN	FG	FGA	FG%	3PM	3PA	3P%	FT	FTA	FT%	OR	DR	TOT	A	ST	TO	BS	PTS	PPG
2017-18	MIN	3	0	19	1	4	.250	0	0	.000	0	0	.000	0	1	1	0	0	2	0	2	0.7
2018-19	MIN	29	6	478	61	149	.409	23	60	.383	21	25	.840	6	48	54	32	8	31	1	166	5.7
2024-25	MIN	40	0	487	67	148	.453	31	70	.443	18	29	.621	5	41	46	43	15	31	9	183	4.6
2025-26	GSV	0	0	0	0	0	0	0	0	0	0	0	0	0	0	0	0	0	0	0	0	0.0
<b>Totals</b>		<b>72</b>	<b>6</b>	<b>984</b>	<b>129</b>	<b>301</b>	<b>.429</b>	<b>54</b>	<b>130</b>	<b>.415</b>	<b>39</b>	<b>54</b>	<b>.722</b>	<b>11</b>	<b>90</b>	<b>101</b>	<b>75</b>	<b>23</b>	<b>64</b>	<b>10</b>	<b>351</b>	<b>4.9</b>
<b>Average</b>				<b>13.7</b>	<b>1.8</b>	<b>4.2</b>	<b>--</b>	<b>0.8</b>	<b>1.8</b>	<b>--</b>	<b>0.5</b>	<b>0.8</b>	<b>--</b>	<b>0.2</b>	<b>1.2</b>	<b>1.4</b>	<b>1.0</b>	<b>0.3</b>	<b>0.9</b>	<b>0.1</b>	<b>4.9</b>	<b>--</b>

## REG. SEASON CAREER HIGHS

PTS .....13 vs. NYL, 6/16/18  
 FGM .....5 - 4 times (last at NYL, 7/2/24)  
 FGA .....10 vs. WASH, 8/19/18  
 3FGM .....4 vs. LVA, 5/29/24  
 3FGA .....6 - 2 times (last vs. PHX, 5/31/24)  
 FTM .....8 at CON, 6/9/18  
 FTA .....8 at CON, 6/9/18  
 OREB .....1 - 11 times (last vs. LAS, 9/19/24)2)  
 DREB .....6 vs. IND, 7/14/24  
 TREB .....6 vs. IND, 7/14/24  
 ASTS .....3 - 7 times (last vs. CHI, 9/13/24)  
 STLS .....3 vs. NYL, 6/16/18  
 BLKS .....2 at CHI, 6/30/24  
 MINS .....36:12 vs. WASH, 8/19/18

## SPOTTER'S CHART



#25 Monique Billings  
6-4 | Forward | 8th Season



#22 Veronica Burton  
5-9 | Guard | 4th Season



#14 Temi Fágbenlé  
6-4 | Center | 5th Season



#15 Tiffany 'Tip' Hayes  
5-10 | Guard | 13th Season



#0 Carla Leite  
5-9 | Guard | 1st Season



#31 Kyara Linskens  
6-4 | Center | 1st Season



#20 Kate Martin  
6-0 | Guard | 2nd Season



#7 Stephanie Talbot  
6-2 | Forward | 7th Season



#5 Kayla Thornton  
6-1 | Forward | 10th Season



#13 Janelle Salaün  
6-2 | Forward | 1st Season



#35 Julie Vanloo  
5-8 | Guard | 2nd Season



#24 Cecilia Zandalasini  
6-2 | Forward | 4th Season



Natalie Nakase  
Head Coach | 1st Season



Kasib Powell  
Assistant Coach | 1st Season



Sugar Rodgers  
Assistant Coach | 1st Season



Landon Tatum  
Assistant Coach | 1st Season

### PRONUNCIATION GUIDE

Temi Fabgenle: TEM-ee Fahg-ben-leh  
Carla Leite: Late  
Kyara Linskens: KEY-ar-uh Lin-skens  
Natalie Nakase: nuh-KAH-say  
Kasib Powell: Kuh-sib

Janelle Salaün: Juh-nell Sa-LON  
Stephanie Talbot: Tahl-bit  
Julie Vanloo: Van-loo  
Cecilia Zandalasini: Che-CHEE-lee-uh ZAN-dah-leh-see-nee