



2022-23

MEDIA GUIDE

ROAR_WITH_US

ROAR_WITH_US

ROAR_WITH_US

ROAR_WITH_US



2022-23 SEASON
COPYRIGHT NOTICE © 2022 SACRAMENTO KINGS



TABLE OF CONTENTS

Media Information.....	3
In Memoriam.....	4
Staff Directory.....	5-6
Vivek Ranadivé	7
Ownership	8
Executives	9-11
Mike Brown	12
Coaching Staff.....	13-16
Basketball Operations	17-21
Medical Team.....	22
Management Team	23-26

PLAYERS

Harrison Barnes	28-32
Terence Davis.....	33-34
Matthew Dellavedova.....	35-37
Keon Ellis	38
De'Aaron Fox	39-41
Richaun Holmes.....	42-44
Kevin Huerter.....	45-46
Alex Len	47-48
Trey Lyles	49-50
Chimezie Metu	51-52
Davion Mitchell	53-54
Chima Moneke	55-56
Malik Monk.....	57-58
Keegan Murray.....	59-60
KZ Okpala.....	61-62
Neemias Queta	63
Domantas Sabonis.....	64-66
Preseason Roster	67

2021-22 SEASON REVIEW

Kings Final Statistics	69
Game-by-Game Results	70
Kings Game-By-Game Stats.....	71
Opponent Game-By-Game Stats	72
Kings Season Bests	73
Kings Miscellaneous Stats	74-77
Kings/Opp. Highs & Lows	78-80
NBA Standings	81
Individual Leaders	82
Rookie Individual Leaders	83
NBA Team Rankings	84
NBA Team Statistics	87-89
NBA Attendance.....	90
NBA Highs & Lows.....	91
NBA Award Winners	92-93
NBA Playoffs	94
NBA Playoffs Leaders.....	95
NBA Playoffs Team Stats	96

RECORDS

Sac-Era Records	98-103
Franchise Records	104-110
Sundry Records.....	111
Franchise Career Leaders.....	112-113
Sac-Era Career Leaders.....	114-115
Top Single-Game Performances	116-119
Season-Best Performances	120-121
Stats Year-by-Year	122
Ranking Within League.....	123

Franchise Won-Lost Records	124
Record Month-by-Month.....	125
Sac-Era W-L Streaks	126
Coaching Records	127
Home Attendance History.....	128
Home/Road Records	129
Season Openers.....	130
Sac-Era Rookie Records	130
Franchise Overtime Records	131-132
Nationally Televised Games.....	133-134

FRANCHISE HISTORY

History of Ownership	136
Nickname and Logo Transition.....	137
Yearly Reviews - Rochester	138-146
Yearly Reviews - Cincinnati.....	147-161
Yearly Reviews - Kansas City - Omaha	162-174
Yearly Reviews - Sacramento	175-248
Yearly Transactions	249-274
Kings Retired Jerseys	275-276
First Game in Sac Era Box Score.....	277
All-Star Weekend.....	278-279
Kings Honors	280-281
First-Round Draft Choices.....	282
History of Kings Draft	283-285

ALL-TIME ROSTER

All-Time Numerical Roster.....	287-288
--------------------------------	---------

PLAYOFFS

Franchise Playoff History.....	290-293
Records	294-297
Statistics	298
1951 NBA Title	299

OPPONENTS

Opponents	301-358
NBA Division Alignment.....	359
NBA Key Dates	359
NBA Directory	360
G-League Directory.....	361-362
G-League 2021-22 Season	363-364
G-League 2021-22 Leaders	365

COMMUNITY

Community Impact	367-368
Oscar Robertson Triple-Double Award.....	369

MISCELLANEOUS

Preseason History.....	371
Golden 1 Center	372
Downtown Commons.....	373
Seating Chart	374

MEDIA

Kings Broadcasting.....	376-377
-------------------------	---------

2022-23 SACRAMENTO KINGS MEDIA GUIDE

The 2022-23 Sacramento Kings Media Guide was written, edited, and produced by Michael Martinez and Avery Jacobs. Editorial assistance provided by Shannon Malone. Photography by Rocky Widner, NBA Photos. Cover by Will Tulos. Statistical assistance provided by Chris Thorn of the Elias Sports Bureau. Graphics assistance provided by Taras Garcia.

All NBA and team insignia depicted in this publication are the property of NBA Properties, Inc. and the respective teams of the NBA and may not be reproduced for commercial purposes without the prior written consent of NBA Properties, Inc. The information contained in this publication was compiled by the Sacramento Kings and is provided as a courtesy to our fans and the press and may be used only for personal or editorial purposes. Any commercial use of this information is prohibited without the prior written consent of the Sacramento Kings.

MEDIA INFORMATION

TO THE MEDIA: Welcome to the 38th season of Kings basketball in Sacramento and to Golden 1 Center. The Kings media relations department will do everything possible to assist in your coverage during the 2022-23 NBA Season. If we can ever be of assistance, please do not hesitate to contact us.

2022-23 SACRAMENTO KINGS MEDIA GUIDELINES

Consistent with NBA guidance, the following guidelines and health and safety protocols apply for credentialed media covering Kings home games during the 2022-23 season. All policies are subject to change.

Media Credentialing

As was the case over the last two seasons, credentials will be provided via a tiered system. Please see below for information on each Tier and their respective protocols:

Tier 1 Non-Health Criteria. A media outlet qualifies for Tier 1 under any one of the following definitions:

- Local media outlets that regularly cover the team either by traveling consistently (at least 50 percent of road games) and/or attending the majority of team games and practices in the home market (at least 50 percent of each);
- National media outlets that cover the league on a consistent basis by either traveling and/or attending a minimum of 25 games;
- Select international media outlets and broadcast partners designated by the league office for each game;
- Media outlets that are working on a specific project in which the team or league determines that qualifying as Tier 1 is necessary to the success of the project.

Tier 1 Health and Safety Requirements:

- Be up to date on COVID-19 vaccination. Consistent with CDC guidance, media members are considered "up to date" if they have received all doses in the primary series and all boosters recommended for them, including the updated (bivalent) booster dose recently authorized and recommended by the FDA and CDC, when eligible; or
- Return a negative result from a point-of-care test (e.g., Cue, Accula, antigen) or a "not detected" result from a lab-based PCR test collected within the seven days prior to accessing the team locker room and/or court area; or
- Be recently recovered from prior COVID-19 infection, meaning within 90 days from the date of the first positive or inconclusive test result for their recent case and has since been cleared to enter the team environment pursuant to the rules set in these guidelines.

To qualify as Tier 1, a media outlet must create original news content and have a standard editorial process in which the credentialed reporters are governed.

For clarity, even if a media member's outlet qualifies for Tier 1, please note that an individual media member must have sufficient prior experience covering NBA practices or games (as determined by the NBA) in order to receive Tier 1 access. No more than a total of 30 media members may receive Tier 1 credentials for a pre-season or regular-season game (unless otherwise approved by the NBA). If necessary to manage numbers, teams may limit individual Tier 1 credentials per outlet. However, outlets that travel regularly to games or qualified national or local television stations must be approved for no fewer than two Tier 1 spots, if requested.

Tier 2 with Court Access Health and Safety Requirements:

- Be up to date on COVID-19 vaccination. Consistent with CDC guidance, media members are considered "up to date" if they have received all doses in the primary series and all boosters recommended for them, including the updated (bivalent) booster dose recently authorized and recommended by the FDA and CDC, when eligible; or
- Return a negative result from a point-of-care test (e.g., Cue, Accula, antigen) or a "not detected" result from a lab-based PCR test collected within the seven days prior to accessing the court area; or
- Be recently recovered from prior COVID-19 infection, meaning within 90 days from the date of the first positive or inconclusive test result for their recent case and has since been cleared to enter the team environment pursuant to the rules set in these guidelines.

All other media will be in Tier 2 (no court access granted) and will not require any Health and Safety requirements.

MEDIA ACCESS, FACILITIES AND LOCATIONS

Media Parking

Media parking can be found on P2 of the DOCO Central Garage located at 414 J Street underneath the movie theatre.

Jerry Reynolds Media Entrance

The Jerry Reynolds Media Entrance will open 2.5 hours prior to tip-off and close after the first quarter. Please note that fan entry will open 60 minutes prior to tip-off. Golden 1 Center security will enforce a written list of credentialed media members upon arrival to each game. Only names listed for that game will be granted entry to the arena. Media are only permitted to enter Golden 1 Center

through the Jerry Reynolds Media Entrance unless otherwise notified.

Media Dining

Credentialed media members may utilize the Media Dining room on the Event Level, accessible via the elevators adjacent to Section 104. Media dining will be available starting 2.5 hours prior to tipoff and will be open through the first quarter. Media members are encouraged to arrive early given the increase in pedestrian traffic and arena capacity.

Media Seating Location

Media seating will be assigned on the Plaza Level located directly atop Sections 104-105. Media seating will be labeled with name and affiliation and seating charts will be posted at the Media Entrance and throughout media seating. Media can eat and work from their seat. Media members, broadcasters and team content producers will have Wi-Fi (Ethernet connectivity upon request), power and desk space to work from their designated media seats. Sections 104-105. Media seating will be labeled with name and affiliation and seating charts will be posted at the Media Entrance and throughout media seating. Media can eat and work from their seat.

Additional Media Workspace

Media will have access to the Press Workroom on the Event Level, adjacent to the dining area within the Kings Press Room. Media-dedicated restrooms are also available within the Kings Press Room.

Auxiliary Camera and Photography Positions

There are auxiliary TV camera positions located atop Section 105 for use by local TV affiliates. Rotating by quarter may be required (and will be facilitated by Kings PR) based upon the number of cameras and photographers covering a specific game. Media is allowed on the court if given designated court access up until the 30-minute mark. At that mark, media cannot access the court without a designated lane and photo vest. Camera operators and TV reporters may conduct standups from the designated locations on the Plaza Level atop Section 120 or in the Grand Entrance. B-roll may be filmed from Section 105. There are designated photo lanes on the baseline of the court from which to shoot the game. Please check-in with Kings Media Relations in the Kings Press Room to pick up an assigned photo vest prior to the game. Photographers and camera operators who have been previously approved per NBA protocols to work on or near the court have been notified directly.

In-Person Interview Rooms

Teams will conduct in-person media interviews only for pre- and postgame from designated interview rooms on the Event Level of Golden 1 Center. Interview rooms will be located as follows: Sacramento Kings – Press Conference Room; Visiting Team – Star Room 2 (near Press Dining Room and Press Workroom).

Fan Interviews

Fan interviews are permitted on the Plaza Level of the arena.

Head Coaches Media Availabilities

Head Coaches will conduct pre- and postgame media availabilities in their team's respective interview room. Prior to each game, Kings Head Coach Mike Brown will be available 105 minutes prior to the game and the visiting Head Coach will be available 90 minutes prior. Post-game media availability will begin approximately 10 minutes following the game.

Player Media Access

Locker rooms will be open to Tier 1 media ONLY. Media who have been approved for Tier 1 will have access to the locker rooms as follows: Pre-game - 30-minute window prior to tip-off and will be closed with 45 minutes to go until game time at the latest; Postgame - Following a 20-minute cooldown period, team locker rooms will open; Two players will be made available to speak in their respective interview rooms for all other media.

Scout Seating

For advance scout seating located within the player-proximate area near the court, scouts must be up to date on vaccinations as defined by the CDC, returned a negative result from a point-of-care or a "not detected" result from a lab-based PCR test collected within the seven days prior to accessing the team locker room or tested positive for COVID-19 within the last 90 days. Scout seating is located throughout Media Seating assigned on the Plaza Level located directly atop Sections 104-105.

Arena Wi-Fi: Username: #xfinitywifi@Golden1Center / NO PASSWORD REQUIRED


Becky Beland McNaught | SVP, Communications and External Affairs

Shannon Malone | Director, Media Relations


Michael Martinez | Manager, Media Relations

Avery Jacobs | Coordinator, Media Relations

IN MEMORIAM



The Kings join the basketball community in grieving the loss of NBA legend Bill Russell. A storied champion and fierce advocate for civil rights and social justice, Bill was a trail-blazer who always led with his values. His immeasurable impact will continue to resonate both on and off the court for years to come. We are keeping his family and friends in our thoughts during this time.



The Sacramento Kings are deeply saddened by the passing of Coach Pete Carril, who was instrumental in changing the game of basketball with the Princeton Offense. During his time in Sacramento, Coach left an indelible imprint on the Kings organization and the many players who benefited from his tutelage. Our thoughts are with his family and loved ones during this difficult time.

STAFF DIRECTORY

500 David J. Stern Walk, Sacramento, CA 95814 | Telephone Number: Front Office (888)-91-KINGS

Chairman: Vivek Ranadivé
Chief Operating Officer: Matina Kolokotronis

Kings General Manager: Monte McNair
President, Business Operations: John Rinehart

EVP, Business Operations **Tom Hunt**
SVP, Communications & External Affairs **Becky Beland McNaught**
SVP & General Counsel **Jeff Dorso**
SVP & General Manager, Golden 1 Center **Alex Rodrigo**
SVP, Human Resources **Stacy Wegzyn**

BASKETBALL OPERATIONS

Assistant General Manager **Wes Wilcox**
Vice President, Basketball Engagement **Alvin Gentry**
Vice President, Player Development/GM, Stockton Kings **Paul Johnson**
Vice President, Player Personnel **Phil Jabour**
Head Coach **Mike Brown**
Associate Head Coach **Jordi Fernandez**
Assistant Coaches **Jay Triano, Doug Christie, Luke Loucks, Leandro Barbosa**
Assistant Coach/Director of Player Development **Dutch Gaitley**
Assistant Coach/Player Development Coach **Lindsey Harding**
Player Development Coach **Deividas Dulkys**
Senior Director, Coaching Analytics & Strategy **Robbie Lemons**
Head Video Coordinator/Special Assistant to the Head Coach **Charles Allen**
Assistant Video Coordinator **Garrius Adams**
Senior Director, Athlete Health **Jas Randhawa**
Director of Performance **Cory Kennedy**
Kings Head Athletic Trainer **Joel Noland**
Head Strength & Conditioning Coach **Zac Howe**
Assistant Athletic Trainer **Krystal Lee**
Physical Therapist **Aisling Toolan**
Assistant Strength & Conditioning Coach **Nicholas Taylor**
Director, Pro Personnel **Saagar Sarin**
Advance Scout **Dan Hartfield**
Scout **Scott Layden**
Regional Scout **Greg Stratton, Devin Green**
International Scout **Christos Marmarinos, Bojan Vuksanovic, Biel Colominas**
Team Security Director **Shawn Rogers**
Assistant Director, Team Security **Mark Blea**
Head Equipment Manager **Miguel Lopez**
Assistant Equipment Manager **Lucas O'Connell**
Senior Director, Team Operations **Melanie Stocking**
Senior Director, Basketball Administration **Mark Toyoda**
Director, Team Player Development **Penny Chatzis**
Director, Basketball Analytics **Colin Montague**
Senior Data Scientist **Marshall Payne**
Senior Basketball Analyst **Zach Knowlton**
Sports Performance Chef **Brian Mizner**
Performance Chef & Nutritionist **Rachael Mack**
Director, Media Relations **Shannon Malone**
Manager, Media Relations **Michael Martinez**
Coordinator, Media Relations **Avery Jacobs**
Basketball Operations Coordinator **Aram Palamoudian**
Basketball Administration Coordinator **Samantha Lord**

EXECUTIVE OPERATIONS

VP, Executive Administration **Sophia Cazaniz**
Special Assistant **Tim Yurica**
Executive Assistant to the President/COO **Katherine Manolakas**
Executive Operations Administrator **Kimberly Bartolino**
Executive Assistant **Karen Kennedy**

ARENA SERVICES

VP, Arena Operations **Aran Rush**
Director, Arena Operations **Eric Thorpe**
Senior Manager, Arena Operations **Mike Soliven**
Manager, Arena Operations **Lowe Kang**
Manager, Arena Operations **Phillip Samson**
Arena Receiving and Distribution Manager **Michael Galvan**
Arena Receiving and Distribution Assistant Manager **James Mayes**

ARENA PROGRAMMING

VP, Arena Programming **James Rasmussen**
Director, Event Management **Catie Thompson**
Event Managers - Arena **Kamryn Rodriguez & Andrew Roesch**
Special Events Production Managers **Alexandra Coulter, Kelly Schmidt**

EVENT SERVICES

Director, Guest Services **Antoinette Clay**
Manager, Guest Services **Crystal Huante**
Assistant Manager, Guest Services **Kaitlyn Zink**
Office Manager **Kimberly Kelley**
Guest Information Specialist **Lanaia Lewis**
Director, Box Office Operations **Jozee Perrelli**
Box Office Manager **Christina Payton**
Assistant Box Office Manager **Brandon Bell & Christopher Cabatian**

SECURITY

VP, Security Operations **Timothy Lea**
Manager, Security **Kayla Hicks**

HUMAN RESOURCES

Director, Talent & Engagement **Halle Carolo**
Manager, Human Resources **Bonnie Hickey**
HR Specialist **Krista Lopez**

FINANCE ADMINISTRATION

VP, Corporate Controller **Stacey Koehler**
Senior Accounting Manager **Liz Kapor**
Director and Senior Associate Counsel **Meryl Balalis**
Senior Accountant **Jeff Miguel**
Staff Accountant **Paul Bindra & Morgan Morrissey Tempelis**
Reporting Manager **Andrew Mayo**
Accounting Manager **Chris Guinasso**
Payroll Manager **Alicia Givens**
Payroll Administrator **Teri Taylor**
Accounts Payable Manager **Courtney Estrada**
AP/AR Specialists **Anthony Balalis & Lisa Miller**

TICKET OPERATIONS

VP, Ticket Operations **Jeff Risley**
Director, Ticket Operations **Christina Vasquez**

STRATEGY, INNOVATION & TECHNOLOGY

VP, Technology **Eric King**
Network Infrastructure Administrator **Pat Nelson**
Director, Technology **Noel Domine**
Senior Systems Administrator **Ryan Eckman**
Technology Support Specialist **Erik Strasser**

COMMUNICATIONS

VP, Communications & Public Relations **Kari Ida**
Public Relations Coordinator **Kyra Moeller**

CONTENT & DIGITAL

VP, Digital & Content **Andrew Nicholson**
Senior Director, Digital, Content & eSports **Jason Wise**
Senior Manager, Digital **Nikki Nicholson**
Manager, Social Media **Jonathan Bradley**
Social Producers **Terrell Adams & Kenny Reprado**
Manager, Content **Davon Davis**
Senior Video Producer **Keven Nguyen**
Video Producers **Jake Soriano, Mark Paragas, Rachel Kreager**
Motion Designer **Gian Montes**

STAFF DIRECTORY

MARKETING

VP, Marketing **Ryan Spillers**
Director, Arena Marketing **Kim Allen**
Director, Retail Merchandise **Kamilah Johnson**
Director, Marketing and Advertising **Allison Chandler**
Director, Marketing and Fan Engagement **Kelsey Kauffroath**
Marketing Coordinators **Molly Webber, Bobby Strachan**
Marketing Specialist **Leah Cohen**
CRM Specialist **Sydney Finch**

CREATIVE

VP, Brand & Creative **Ryan Brijs**
Director, Creative Services **Will Tullos**
Director, Interactive Design & Strategy **Nichole Amberg**
Event Design Specialist **David Lee**
Graphic Designer **Angel Tumber, Lizzy Moulton**
Junior Graphic Designer **Erin Jae**

ENTERTAINMENT

VP, Entertainment **Maurice Brazelton**
Director, Entertainment **Scott Freshour**
Stage Manager **Chimeng Tran**
Mascot **Todd Maroldo**

PRODUCTION

Radio Broadcast Manager/On-Air Talent **Dave Mason**
Sr. Manager, Broadcast Operations/Technical Director **Jeff Anderson**
Kings TV Play by Play **Mark Jones**
Kings TV Play by Play **Kyle Draper**
Kings TV Color **Kayte Christensen**
Kings Radio Play by Play **Gary Gerould**
On Air Radio Talent **Jason Ross**
Pre & Post Game Radio Host **Henry Turner**
Public Address Announcer **Scott Moak**
Director, A/V & Broadcast **Brian Hilton**
Senior Manager, Audio **Dan Spackman**
Senior A/V Engineer **Paul Dhalie**
AV Engineer in Charge **Jay Carpenter**
Audio Visual Technicians **Jaron Jones, Nelson Meeks, Isidro Cabrera**

BUSINESS INTELLIGENCE

Director, Business Intelligence **Colin Warner**
Business Intelligence Analyst **Amanda Gilchrist & Zachary Kwan**
Marketing Automation Specialist **Roger Crnkovic**

COMMUNITY IMPACT

VP, Social Responsibility **Maritza Davis**
VP, Diversity, Inclusion & Social Impact **Kindra Montgomery-Block**
Director, Social Responsibility **Katie Nicholson**
Manager, Youth and Community Engagement **Justin Williams**
Manager, Social Responsibility **Verrone Clark**

PARTNERSHIPS AND SUITE SALES & SERVICE

VP, Corporate Partnership Sales & Service **Mike Herrera**
Senior Director, Partnership Marketing & Business Development **Nicole Loscavio**
Senior Corporate Partnership Sales Director **Ashley Oakes**
Corporate Sales Director **David Barnick Jordan Ferrick**
Manager, Suite Services **Tony Baciocco**
Premium & Corporate Hospitality Account Managers **Jessica Miller**
Partner Account Managers **Desiree Wilson, Sara Keys, Ellese Dias, Rebecca Burkhart, Pavan Peketi**
Partner Account Specialist **Leslie Olson**

TICKET SALES & SERVICES TEAM

VP, Ticket Sales and Services **Justin Petkus**
Director, Groups & Hospitality **Michael Ramos**
Director, Membership Services & Retention **Nicholas Cooper**
Director, Membership Sales & Sales Enablement **Matthew Johnson**
Director, Premium Services **Andrew Garcia**
Director, Event Sales & Production **Karl Crudup**
Premium Sales Director **Taylor Wolfe**
Manager, Premium Services **Thaddeus Davis**
Manager, Ticket Sales **Marquise Church**
Manager, Hospitality & Experiences **Corey Pomicpic**
Senior Account & Membership Operations Manager **Michael Peyton**
Senior Corporate Account Manager, Premium Sales **Taylor Wolfe**
Senior Account Manager, Premium Membership Services **Trevor Salyers**
Senior Account Manager, Membership Services **Jackson Meyer, Jessica Ravetti, Ryan Smith, William Ursery**
Senior Account Manager, Premium Sales **Mallory Nickless**
Senior Account Manager, Premium & Corporate Hospitality **Jessica Miller**
Group Experience Coordinator **Chloe DeStafano**
Account Manager, Membership Sales **Jordan Roberts, Seth Phipps, Justin McKinley, Amanda Blahh, Jerrica Covington**
Account Manager, Event Sales & Premium Hospitality **Ashley Carrasquillo**
Account Manager, Group Sales **Vjollca Rexhepi, Cooper Payne, Chris Johnson, Rich Ramirez, Jason Atencio-Fuentes**
Account Manager, Premium Sales **Jasper Hillier, Paul Kellam**
Account Manager, Premium & Corporate Hospitality **Hayden Bailey**
Account Manager, Premium Membership Services **Ryan Smith, Chase Mueller, Marnie Marfil**
Account Executive, Ticket Sales **Aidan Leo, Tyler Pon, Jorge Espinoza, Adam Amanylla, Meenah Sayah, Kennedy Higgs, Ashanti Grayer, Hailey Powers, Blake Toomer, Reilly Lewis**

GAME NIGHT TEAM

Statistical Crew Supervisor/Official Scorer **Kim Tierney**
Statistical Crew **Alan Romeri, Andy Nevarez, Brian Berger, Bruce Hopkins, David Lambros, Del Enos, Dennis Trujillo, Gary Allen, James Betzler, J.R. Parquette, Marco Ramirez, Patrick Tierney, Ryan Betzler, Seth Bardacke, William Jetton, Sarah Baracco, Chuck Corcoran, Morgan Lawson, Paul Muysken, Bud Rojas, Natalya Stepanchuk**
Game Night Staff **Alrica Sheppard Muhammad Fazel, Krystle Montemayor, Kristin Mashhour-Azad, Steve Ebbage**
Team Photographer **Rocky Widner**

KINGS OWNERSHIP



VIVEK RANADIVÉ
Owner & Chairman

Vivek Ranadivé is the owner and chairman of the Sacramento Kings. He is an entrepreneur, technology visionary, New York Times best-selling author and philanthropist recognized for his innovative thinking.

As a technology entrepreneur, he pioneered the use of real-time event processing software and created TIBCO, a multibillion-dollar software company. In addition to digitizing Wall Street, his software became the central nervous system for most of the world's largest companies and government agencies. He is known as "Mr. Real Time" which defines his belief that by getting the right information to the right place at the right time, you can make the world a better place.

Ranadivé is a longtime basketball fan, which started when he coached his daughter's middle school team. His coaching success was highlighted in a New Yorker magazine article by Malcolm Gladwell, as an example of innovators who win big by doing the unexpected and breaking the rules.

He started his foray into professional basketball when he became the Vice Chairman of the Golden State Warriors NBA franchise in 2010.

In 2013, he became the first Indian Governor of an NBA team when he purchased the Sacramento Kings, securing the team's future in California's capital city. Under Ranadivé's leadership, the Kings have invested \$1 billion in the downtown area, creating thousands of jobs, revitalizing the region and building the next great American city.

At the heart of the investment is the award winning Golden 1 Center, the home of the Sacramento Kings. This 21st century coliseum is the greenest and most technologically advanced arena in the world. Golden 1 Center is 100 percent solar powered and is the first sports venue in the world to earn LEED Platinum certification making it a model for innovative solutions to environmental challenges.

Ranadivé is the founder and managing general partner of venture capital firm Bow Capital, a partnership with the University of California with a mission to fund technology companies that advance society and make the world a better place.

As a young boy in his native Bombay, Ranadivé listened to the moon landing on the radio and was inspired at the age of 16 to leave India for Cambridge, Massachusetts. After earning both Bachelor's and Master's Degrees in Electrical Engineering from MIT, he earned an MBA at Harvard where he was a Baker Scholar.



OWNERSHIP



DR. PAUL E. JACOBS
Vice Chairman &
Alternate Governor

Dr. Paul E. Jacobs is Vice Chairman and Alternate Governor of the Sacramento Kings.

Dr. Jacobs founded XCOM in 2018 to #keepinventing and to invest with the world's most creative engineers and businesspeople, and is the Chairman and Chief Executive Officer of XCOM Labs, INC.

As former chief executive officer and executive chairman of Qualcomm Incorporated, Dr. Jacobs spearheaded its efforts to develop and commercialize fundamental mobile technology breakthroughs that fueled the wireless internet and smartphone revolutions. During his tenure as CEO, Qualcomm's revenues quadrupled and its market capitalization doubled. Dr. Jacobs is a prolific inventor with over 80 U.S. patents granted or pending in the field of wireless technology and devices.

He served as a director of Qualcomm Incorporated from June 2005 to March 2018, including as chairman of the board of directors from March 2009 to March 2018, and as executive chairman from March 2014 to March 2018. He

served as chief executive officer from July 2005 to March 2014, and as group president of Qualcomm Wireless & Internet from July 2001 to July 2005. In addition, he served as an executive vice president of Qualcomm Incorporated from February 2000 to June 2005.

Dr. Jacobs is a director of Dropbox, Inc., and FIRST, and Chairman of Heal, a private technology-enabled medical care company. He attended the University of California, Berkeley, where he earned a B.S. in electrical engineering and computer science, M.S. in electrical engineering, and Ph.D. in electrical engineering and computer science. He founded Berkeley's Jacobs Institute for Design Innovation and was the university's 2017 Alumnus of the Year. Dr. Jacobs is a member of the National Academy of Engineering and a Fellow of the American Academy of Arts and Sciences.



RAJ S. BHATHAL
Alternate Governor

Raj Bhathal is Co-owner of Sacramento Kings Basketball Holdings which owns the Sacramento Kings franchise of the National Basketball Association (NBA), Golden 1 Center, the Sawyer Hotel and the Downtown Commons entertainment and sports district. He currently serves as Vice Chairman and Alternate Governor of the Sacramento Kings.

Mr. Bhathal has had a lifelong passion for sports, which began with soccer and field hockey as a child in India, and evolved towards American sports after coming to the United States for university studies. In 1990, he was awarded the first franchise of the World League of American Football (an international league formed by the NFL later re-named NFL Europe), the Orlando Thunder. As an American originally from India, Bhathal was the only major NFL owner who was a minority at that time. Mr. Bhathal is the founder of RAJ Swim, a firm that grew to become the industry's leading house of fashion and celebrates its 55th anniversary in 2022. RAJ designs, markets, and manufactures swimwear under a variety of owned, private label, and licensed fashion brands. The company has global operations and is headquartered in Orange County, California. Bhathal owned and operated the business with his wife, Marta, from its founding in 1967 until their retirement in 2006. Additionally, Mr. Bhathal has been an active property developer since the 1970s with commercial and residential properties in the western United States.

The Bhathal family members are strong believers in giving back to the community, especially in the areas of education and the arts. Mr. Bhathal is a Trustee at Chapman University and past Chairman of its Athletic Committee. He is on the Advisory Board of the Orange County High School of the Arts. Previously, he served on the Board of Gerontology at the University of Southern California and was a founding member of the Orange County Performing Arts Center.

Bhathal emigrated from India to the United States in 1962 for university studies, earning his MBA from the University of Arizona.

Mr. Bhathal and his wife, Marta are golf enthusiasts and enjoy spending time with their family and friends, especially their grandchildren.



VIVEK RANADIVE & RAJ BHATHAL | 2015

EXECUTIVES



**MATINA
KOLOKOTRONIS**
Chief Operating Officer

Entering her 26th season with the NBA, Matina Kolokotronis serves as the Chief Operating Officer (COO) of the Sacramento Kings. Bringing decades of experience in sports and government law, community affairs and contract negotiations, Kolokotronis' leadership has been integral to the development of the award-winning Golden 1 Center as well as its adjacent, \$500 million mixed-use development project, Downtown Commons. Golden 1 Center is recognized as the greenest and most technologically-advanced arena in the world and is the first professional sports venue in the world to achieve LEED Platinum certification. Together, Golden 1 Center and Downtown Commons represent a \$1 billion investment in downtown Sacramento – a great source of pride for the community and driver of significant economic growth in the region.

Prior to her appointment as COO, Kolokotronis was the President of Business Operations. Kolokotronis is the only female in the NBA to hold both COO and President of Business Operations titles.

Before being named President of Business Operations, Kolokotronis served as legal consultant for the Kings business and basketball operations teams, negotiating

player and staff contracts. During that time, Kolokotronis was an Adjunct Professor of Law at McGeorge Law School, University of the Pacific, where she taught Sports Law. Prior to that, she served for six years as director of the Sacramento Kings Foundation, overseeing strategic development and fundraising activities. Before joining the Kings, Kolokotronis was an associate with Miller, Owen and Trost and practiced contract and sports law where her clients included the Kings and various NBA players.

Kolokotronis' leadership extends beyond the Kings organization and into the community, where she is an advocate for numerous women's advancement groups and non-profits. She is a mentor at SheShares, a Sacramento-based organization dedicated to supporting young female professionals working and creating careers in California. She also serves on the California State Protocol Foundation board, as appointed by Governor Gavin Newsom.

Kolokotronis is a graduate of Loyola University Chicago and received her law degree from McGeorge Law School, University of the Pacific. She and her husband, Sotiris, are long-time Sacramento residents, and their three children – Constantine, Marisa and Nicholas – proudly wear purple.



JOHN RINEHART
President, Business
Operations

John Rinehart enters his 23rd season with the Sacramento Kings, sixth as President of Business Operations.

Rinehart oversees the day-to-day operations of Fast Company's "most innovative company in sports," including the state-of-the-art, award winning Golden 1 Center as it enters its fifth season, the organization's real estate business holdings, entertainment portfolio and revenue development strategy. During his tenure as President, the Kings have been leaders in innovation and fan experience. The Kings were the first arena to have a check out free concession experience as well as the first to offer a self-poring alcohol option. In addition, Golden 1 Center continues to be among the top arena's in the world for entertainment, having been ranked #6 in the world by Pollstar in 2021.

Through a \$1 billion strategic investment to build Golden 1 Center and Downtown Commons (DOC0), the Kings have profoundly impacted the region's economy, reenergized downtown and created a culture and lifestyle district that has placed Sacramento in the national spotlight.

Previously, he served as Executive Vice President, Business Operations and Chief Financial Officer where his duties included contract negotiation, player contract compliance and analysis (NBA Tax and Escrow system), financial analysis, financial reporting, budgeting, financing administration, arena programming and services, legal affairs, insurance and tax requirements.

In his time with the Kings, Rinehart has negotiated several

key agreements, including the structure of the public/ private partnership with the City of Sacramento, debt financing, cable, over-the-air, and radio broadcast contracts, ticketing agreements, food and beverage and merchandise agreements and building naming rights.

Prior to joining the Kings, Rinehart spent two years as the Director of Finance for Anaheim Sports, Inc., where he oversaw the finance and accounting functions of the Anaheim Angels (MLB), Anaheim Mighty Ducks (NHL) and Edison International Field of Anaheim. He also spent two seasons as manager of financial reporting for the San Francisco Giants (MLB). Prior to beginning his career in professional sports, Rinehart spent five years with the public accounting firm Price Waterhouse Coopers LLP in San Francisco.

Beng a part of the Sacramento community has also been an important part of Rinehart's time with the team. He has previously served on the boards of The Positive Coaching Alliance and Visit Sacramento, and is a current board member of the Downtown Sacramento Partnership. His charitable contributions include being the Chair of the American Heart Association's Heart Ball and the Honorary Chair of The American Cancer Society Annual Golf Tournament.

Rinehart graduated with a bachelor's degree in accounting from Villanova University in 1991. He and his family reside in the Land Park neighborhood of downtown Sacramento.

EXECUTIVES



MONTE McNAIR
General Manager

Monte McNair enters his third season with the Kings as General Manager, joining the team on September 17, 2020. As the team's top basketball executive, McNair leads the Kings basketball operations department. In his time in Sacramento, McNair made a trade for two-time All-Star Domantas Sabonis and selected Keegan Murray, who was named 2022 Summer League MVP, with the fourth overall pick in the 2022 NBA Draft. A native of Oak Park, California, McNair returns to his home state from the Houston Rockets, where he previously held the title of Assistant General Manager since 2018. Prior to that, McNair led the analytic efforts of the Rockets basketball operations department where he worked closely with Houston's coaching staff to provide on-court strategy and analysis along with opponent preparation.

During his time in Houston, the organization reached the NBA Playoffs over the course of eight consecutive seasons, including two trips to the Western Conference Finals, while amassing seven seasons with 50+ wins.

Over his 13 years with the Rockets, McNair was involved with all aspects of player evaluation, including trade, free agency and the Draft. He began his career in Houston as a Basketball Operations Senior Analyst in 2007, was promoted to Director of Basketball Operations in 2013 and became Vice President of Basketball Operations in 2016.

Before joining the Rockets, McNair worked as a sports programmer and researcher at STATS LLC. McNair played football at Princeton University, where he earned a Bachelor of Science degree in computer science.



WES WILCOX
Assistant General Manager

Wes Wilcox enters his third season with the Kings as Assistant General Manager. Wilcox supports General Manager Monte McNair in all facets of front office operations including roster construction, strategy and player evaluation. He comes to Sacramento with nearly 20 years of experience in the NBA, including serving as General Manager (2015-17) and Assistant General Manager (2012-15) of the Atlanta Hawks. Prior to the Hawks, Wilcox was Director of Player Personnel for the Cleveland Cavaliers and the first General Manager of the Cavs' NBA Development League team, the Canton Charge. He joined the Cavaliers in 2003 and held the roles of Advance Scout, College Scout, Pro Personnel Scout and Assistant Coach, prior to his promotion to Director of Player Personnel.

A native of La Habra, Calif., Wilcox began his career in the NBA as an intern (2001-02) with the Miami Heat in their scouting and video department, before becoming a Video Coordinator with the New Orleans Hornets in 2002-03. He previously served as an Analyst for NBA TV and SiriusXM NBA Radio. Wilcox is a 2001 graduate of Cal-State Fullerton. Wes and his wife Larisha have three children – son, Noah and twins, Jaleah and Jonah. Larisha spent 10 years working in the NBA in public relations and basketball operations.

KINGS EXECUTIVES



ALVIN GENTRY
Vice President, Player
Engagement

Alvin Gentry enters his first season as Vice President, Player Engagement of the Kings, bringing more than 35 years of experience to the Sacramento bench. He served as the Kings interim head coach last season and previously served as head coach of the New Orleans Pelicans, where he guided the team to 48 wins during the 2018-19 regular season – the third most in team history – and a trip to the NBA Playoffs, advancing to the Western Conference Semifinals for only the second time in franchise history.

Prior to New Orleans, Gentry was the Associate Head Coach of the Golden State Warriors, helping lead the team to the 2015 NBA Championship. Alvin has also previously served as head coach for the Miami Heat (1995), Detroit Pistons (1997-2000), Los Angeles Clippers (2000-2003) and Phoenix Suns (2008-2013). In 1,105 games, Gentry has garnered a career record of 510-595 (.462).

With Gentry at the helm of the Suns, he guided Phoenix to the 2010 Western Conference Finals following a 54-28 regular season record – the fourth best in Phoenix franchise history – and led the NBA in scoring with 110.2 points per game, along with offensive rating (115.3), and finished fourth in pace of play (95.3), while being the only team in the

league to connect on over 40-percent of their three-point field goal attempts (.412).

During his tenure in Detroit, Gentry led the Pistons to the 1999 NBA playoffs during his only full season as head coach of the club. In Los Angeles, Gentry improved the Clippers' record by 16 wins during his first season in 2000-01 (31-51), and added another eight wins the following season (39-43), marking the franchise's best finish in nearly a decade. During the 2013-14 season, Gentry served as the associate head coach of the Clippers, where Los Angeles led the league in both scoring (107.9 points per game) and offensive rating (112.1), while also finishing seventh in pace of play (95.9). While with the Warriors, Golden State led the league in scoring (110.0 point per game) and pace of play (98.3), while finishing second in offensive rating (111.6).

The Shelby, North Carolina native was a point guard at Appalachian State, where he earned a degree in management (1977) prior to his coaching career. Gentry is the proud father of three grown children, daughter Alexis who resides in Denver, along with sons Ryan, a 2020 graduate of University of San Diego, and Jack, a sophomore at University of Southern California.



PAUL JOHNSON
Vice President, Player
Development & General
Manager of Stockton
Kings

Paul Johnson begins his third season with the Kings and second as Vice President of Player Development, along with his previous role as General Manager of the team's G League affiliate, the Stockton Kings. In these roles, Johnson leads Stockton's front office with involvement in multiple aspects of Kings basketball operations. Johnson has more than 10 years of experience in the NBA, previously serving as the Assistant General Manager of the NBA G League's Oklahoma City Blue prior to his arrival in Sacramento.

Prior to that promotion, Johnson was a Pro Evaluation Coordinator for the Oklahoma City Thunder. He has also worked as a Referee Operations Analyst with the NBA. Johnson played collegiate basketball at La Salle University in the Atlantic 10 Conference, where he was team captain and graduated in 2009.



PHIL JABOUR
Vice President, Player
Personnel

Phil Jabour enters his third season as Sacramento's Vice President of Player Personnel. In this role, Jabour is responsible for overseeing the structure and processes of the scouting department while contributing to strategy, roster building and player agent collaboration. Jabour brings more than 15 years of experience in the league to Sacramento's front office, most recently serving as Director of Scouting for the Philadelphia 76ers, where he was heavily involved in day-to-day personnel operations. During his six years in Philadelphia, he helped retool how the team analyzed players, used film for evaluation purposes and gathered background information on prospects. The 76ers amassed a 42-win improvement between 2015-16 and 2017-18 as well as two trips to the Eastern Conference Semifinals in Jabour's final three seasons with the club.

Prior to Philadelphia, Jabour served as a Scout for the Orlando Magic (2012-2014) where he contributed to player evaluation and prospect information gathering. He made his NBA debut as Daryl Morey's first scouting/personnel hire with the Houston Rockets in 2006. In his five years in

Houston, he worked his way up the scouting ranks after beginning as an Intern and helped shape the roster of the 2007-08 Rockets' team that achieved a 22-game winning streak. Through the 2009-10 and 2010-11 seasons, Jabour simultaneously served as the Director of Scouting for the Rockets' minor league affiliate, the Rio Grande Valley Vipers, who made consecutive appearances in the NBA D-League Finals, including a championship in 2010.

Prior to his NBA career, Jabour served as a support staff member in 2006 for the USA Basketball Men's U18 National Team, which secured a gold medal. He spent four years on staff with Arizona State men's basketball program and graduated a Sun Devil in 2006 as a Dean's List Honoree prior to earning a Master's of International Business from the University of St. Thomas in 2007 at the age of 22.

COACHING STAFF



MIKE BROWN

Head Coach

Mike Brown enters his first season as head coach of the Sacramento Kings. Brown, who holds over 30-plus years of NBA coaching experience, was named head coach of the Kings on May 9, 2022 following a six-year stint as the lead assistant for the Golden State Warriors from 2016-22. In that time, Brown was a part of back-to-back titles in 2016-17 and 2017-18 while also helping guide the Warriors to the NBA Championship this past season (2021-22). He served as Golden State's acting head coach for the final three games of their semifinals meeting against the Memphis Grizzlies during the 2022 postseason, leading the Warriors to the Western Conference Finals after clinching the series in Game 6. Previously, Brown stepped up as acting head coach during Steve Kerr's absence during the 2017 NBA Playoffs as the Warriors went 11-0 during that stretch. In his final season with Golden State, Brown was primarily responsible for the Warriors defense, which finished in the top 3 in multiple defensive categories last season, including defensive efficiency (2nd) and opponent points per game (3rd), field goal percentage (2nd) and 3-point field goal percentage (3rd).

Prior to joining the Warriors, Brown held head coaching duties with the Cleveland Cavaliers (2005-10, 2013-14) and Los Angeles Lakers (2011-12). As a head coach, Brown has a career record of 347-216 (.616), which ranks as the 10th-best winning percentage in NBA history among coaches who have registered at least 500 games at the helm. Brown has led his teams to the postseason in six of his seven full seasons as head coach with an overall record of 47-36 (.566) in the playoffs.

In his first stint with Cleveland, Brown led the Cavaliers to their first-ever NBA Finals appearance in 2007 and was named NBA Coach of the Year for the 2008-09 season after guiding the team to a franchise-record 66 wins. He led Cleveland to 50+ wins in four of his first five seasons with the club, including back-to-back 60-win campaigns in 2008-09 and 2009-10 (.61).

Following a five-year run with the Cavaliers, Brown spent the 2010-11 season as an analyst for ESPN before returning to the bench as head coach of the Lakers in 2011-12. During the 2011-12 season, Brown led Los Angeles to the Pacific Division title and a 41-25 (.621) record during the lockout-shortened season. Brown returned to the helm in Cleveland for the 2013-14 season, where he eclipsed Lenny Wilkens' mark for most combined regular season and playoff victories in the franchise's history (347). He has the most playoff appearances (71) as a head coach in Cavaliers franchise history and holds the second-highest regular season winning percentage (.620).

Prior to joining Cleveland in 2005, Brown was associate head coach of the Indiana Pacers for two seasons (2003-05) after spending three years as an assistant with the San Antonio Spurs (2000-03). He was a part of the Spurs coaching staff that led the franchise to an NBA Finals title in 2003. Brown's career began with the Denver Nuggets in 1992, where he spent five seasons as a video coordinator and scout before serving as an assistant under Bernie Bickerstaff in Washington for two seasons (1997-99).

A native of Columbus, Ohio, Brown is a graduate of the University of San Diego, where he played collegiately for two seasons after spending two years as Mesa Community College. In November 2020, Brown coached the Nigeria men's national basketball team in the FIBA qualifiers in Rwanda and in August 2021, the 2020 Olympic Games in Tokyo. Prior to the Olympics, Nigeria earned a 90-87 win in an exhibition game over the United States Men's National Team on July 11, 2021, at Mandalay Bay Arena in Las Vegas. It marked the first win by an African team over the United States Men's National Team.

He has two sons, Elijah and Cameron.

MIKE BROWN'S NBA COACHING RECORD

REGULAR SEASON					PLAYOFFS		
YEAR	TEAM	W	L	PCT.	W	L	PCT.
2005-06	Cleveland Cavaliers	50	32	.610	7	6	.538
2006-07	Cleveland Cavaliers	50	32	.610	12	8	.600
2007-08	Cleveland Cavaliers	45	37	.549	7	6	.538
2008-09	Cleveland Cavaliers	66	16	.805	10	4	.714
2009-10	Cleveland Cavaliers	61	21	.744	6	5	.545
2011-12	Los Angeles Lakers	41	25	.621	5	7	.417
2012-13	Los Angeles Lakers	1	4	.200			
OVERALL TOTAL		347	216	.616	47	36	.566

COACHING STAFF



JORDI FERNANDEZ
Associate Head Coach

Jordi Fernandez enters his first season with the Sacramento Kings as associate head coach of Mike Brown's coaching staff. Fernandez served as the Kings Summer League head coach, leading the team to a 6-2 record at the California Classic and Summer League 2022.

A native of Badalona, Spain, Fernandez joins Sacramento after previously serving as an assistant coach with the Denver Nuggets for six seasons from 2016-22. Prior to his time in Denver, Fernandez was the head coach of the Canton Charge, leading the club for two seasons (2014-16). During those two seasons, he led the Charge to a 62-38 regular season record including two appearances in the G League Eastern Conference Finals. He was also the lead assistant for the Charge for a season after working as a player development coach for the Cleveland Cavaliers (2009-13), being hired by Brown before the 2009-10 season.

Fernandez has served as an assistant coach on the international level, as the lead assistant for both the Nigerian men's national team at the 2020 Olympics and the Spanish men's national basketball team at EuroBasket 2017 and previously at the 2013 U-19 World Championships in Prague and for Club Basquet l'Hospitalet of the Spanish professional league. Additionally, he has also worked as a player development coach with Impact Basketball in Las Vegas.



JAY TRIANO
Assistant Coach

Jay Triano enters his first season as an assistant coach with the Sacramento Kings, bringing 20 years of NBA coaching experience, including 308 combined games as a head coach with Toronto and Phoenix. Prior to joining the Kings bench, Triano spent four seasons as an assistant coach for the Charlotte Hornets (2018-22) after previously spending two seasons as the associate head coach and interim head coach of the Phoenix Suns from 2016-18.

A native of Niagara Falls, Ontario, Triano entered the NBA in 1996 working a variety of roles with the Vancouver Grizzlies. In 2002 he started his NBA coaching career as an assistant coach with the Raptors and served in that capacity until December 2008, when he was named interim head coach. The first Canadian-born head coach in NBA history, Triano went on to serve as head coach of Toronto for the remainder of that season and two more seasons after that. From 2012-16, he was an assistant coach with the Portland Trail Blazers before moving to the Suns as associate head coach in 2016-17. He was Phoenix's interim head coach for 79 games during the 2017-18 season.

led Canada to a 5-2 record during the 2000 Olympics. In addition, he has experience as an assistant coach with USA Basketball, including at the 2010 FIBA World Championship, where he helped guide Team USA to the gold medal over Turkey.

Prior to the NBA, Triano spent six seasons (1989-95) as head coach at his alma mater, Simon Fraser University, where he played at for four seasons from 1977-81. Triano also played for the Canadian National Team for 11 years from 1977-77 and was team captain from 1981-88, representing Canada as a player in two Olympic Games (1984, 1988). He is the only Canadian ever drafted in both the NBA and the Canadian Football League as he was selected in the eighth round of the 1981 NBA Draft by the Los Angeles Lakers and by the Calgary Stampeders in the 1981 CFL Draft. Additionally, Triano has authored two books, including *Open Look: Canadian Basketball and Me*, a memoir chronicling his love of basketball and the rise of the sport in Canada, and in 2016 was awarded an Honorary Doctorate of Laws Degree from the University of Calgary.

Triano has had two stints as the head coach of the Canadian National Team from 2012-2019 and 1999-2004, as he



DOUG CHRISTIE
Assistant Coach

Doug Christie begins his second season on the Sacramento bench after spending the previous four seasons as the team's full-time color analyst from 2017-21. Previously, Christie filled in a partial role on the broadcast team during the 2017-18 season. Christie played 14 seasons in the NBA for seven teams, including the Kings from 2000-2005, and was named to the NBA All-Defensive First Team in 2003 and All-Defensive Second Team in 2001, 2002, and 2004 as he helped Sacramento reach the postseason in each of his five seasons with the team. Christie is the Sacramento-era leader in career steals (717) and second on the all-time franchise leaders list in steals for the Kings and Toronto Raptors (664).

The 14-year NBA veteran attended Rainier Beach High School in Seattle, Wash., where he led the Vikings to their first state basketball championship in 1988. After graduating from Rainier Beach, Christie headed south to Pepperdine University in Malibu, Calif., where he played three seasons for the Waves from 1989-92. Christie ranks third in career steals (168) in program history and won back-to-back WCC Player of the Year awards (1990-92).

Christie lives in Sacramento with his wife Jackie, son Douglas and new four-legged family member, Ghost.

COACHING STAFF



LUKE LOUCKS
Assistant Coach

Luke Loucks joins the Sacramento bench for his first season after spending the 2021-22 season with the phoenix Suns in basketball strategy and personnel evaluation. Prior to his time in Phoenix, Loucks served in multiple roles over five seasons with the Golden State Warriors, including as a video/player development intern (2016-17), two-way development coach (2017-19) and player development coach (2019-21). While with the Warriors, Loucks specialized in on-court tutelage and instruction as he was a part of the Golden State teams that won the NBA championship in back-to-back seasons (2016-17, 2017-18).

Loucks played four seasons at Florida State where he ranks tied for fourth in program history in career games played. He was a part of four straight NCAA tournament appearances, won the ACC Championship in 2012, and was third in the ACC in assists. After his time at FSU, he went on to play professionally for four seasons in Latvia, Cyprus, Belgium, Germany and for the Maine Red Claws and Erie Bayhawks of the NBA G League, before joining the Warriors staff.



LEANDRO BARBOSA
Assistant Coach

Leandro Barbosa heads into his first season as an assistant coach with Sacramento following two seasons with Golden State (2020-22), winning the 2022 NBA title with the Warriors. In his time with Golden State, Barbosa served as a player development coach during the 2021-22 campaign following a season as a player mentor coach in 2020-21.

Originally selected by the San Antonio Spurs with the 28th overall selection in the 2003 NBA Draft, Barbosa's NBA career spanned 14 seasons. In 850 career games, he averaged 10.6 points, 2.0 rebounds and 2.1 assists per game with the Phoenix Suns, Toronto Raptors, Indiana Pacers, Boston Celtics and the Warriors. Barbosa is ninth in career games played (553) in Suns franchise history and earned NBA Sixth Man of the Year honors with Phoenix during the 2006-07 season after he posted career-highs of 18.1 points and 4.0 assists in 80 contests. He was a member of the Warriors team that won the NBA title during the 2014-15 season and the club that won an NBA-record 73 regular season games in 2015-16. A Sao Paulo, Brazil, native, Barbosa spent the final three years of his professional playing career in his home country of Brazil (2017-20).



DUTCH GAITLEY
Assistant Coach/Director
of Player Development

Dutch Gaitley comes to Sacramento for his first season with the team as an assistant coach and Director of Player Development after four seasons as an assistant coach with the Charlotte Hornets (2018-22). During his time with the Hornets, Gaitley also served as the Hornets Summer League head coach in 2021.

A Haverford, Pa. native, Gaitley began his career in the NBA with the San Antonio Spurs, a tenure that spanned five seasons from 2013-2018. He started with San Antonio as an intern during the 2013-14 season and was part of the 2014 NBA Finals championship team. Following his internship, Gaitley was named assistant video coordinator in 2014 and promoted to head video coordinator in 2016, a role he held until joining the Hornets. In 2019, Gaitley participated in the first-ever FIBA Basketball Without Borders Camp in

Columbia as well as assisted in the fifth annual Basketball Without Borders Global Camp in Charlotte during the 2019 NBA All-Star Weekend.

Before working in the Association, he was the video coordinator at Lehigh University (2012-13) and a graduate assistant at Temple University (2011-12). Gaitley played four years collegiately, spending his senior year at Temple after three seasons at Monmouth University (2007-10).

COACHING STAFF



LINDSEY HARDING
Assistant Coach/Player
Development Coach

Lindsey Harding enters her fourth season with the Kings as an assistant coach/player development coach. In 2021, Harding was appointed as head coach of the South Sudan Women's Senior National Team, which participated in the FIBA AfroBasket qualifier, becoming the country's first team to enter a women's tournament. She holds over a decade of basketball experience at the professional level as a player and coach, most recently serving as a player development coach for the Philadelphia 76ers. Prior to her promotion, Harding worked as the NBA's first African American female pro personnel scout for Philadelphia (2018-19) following a nine-year career in the WNBA.

The Houston, Texas, native averaged 9.8 points (.414 FG%, .252 3pt%, .755 FT%), 2.9 rebounds, 4.0 assists, 1.1 steals and 28.7 minutes per game in 270 career games (210 starts) for Minnesota (2007-08), Washington (2009-10), Atlanta (2011-12), Los Angeles (2013-14), New York (2016) and Phoenix (2016). She also played internationally in Turkey, Lithuania, Russia and participated in the 2016 Summer Olympic Games as an integral part of the Belarus women's

national basketball team. Harding was selected first overall in the 2007 WNBA Draft after playing for Duke from 2002-07 where she earned the 2007 Naismith College Player of the Year award, had her No. 10 retired and was enshrined into the Duke Athletics Hall of Fame in 2018, becoming the third women's basketball student-athlete to be inducted.



DEIVIDAS DULKYS
Player Development Coach

Deividas Dulkys begins his first season with the Kings as a player development coach after serving as an assistant coach for the Memphis Hustle of the NBA G League during the 2021-22 season. A Šilutė, Lithuania, native, Dulkys played collegiately at Florida State University from 2008-12. He helped the Seminoles reach the NCAA Tournament in each of his four seasons as he ranks third all-time in made 3-pointers (203) in program history.

Following his time at FSU, Dulkys enjoyed a 10-year international playing career through 2021, spending time in Lithuania, Latvia, Poland, Turkey, Italy and Spain. He earned Polish League All-Star honors in 2014 after leading the league in scoring.



ROBBIE LEMONS
Senior Director of Coaching
Analytics & Strategy

Robbie Lemons begins his seventh season with the Kings and first as Senior Director, Coaching Analytics and Strategy. In his new role, Lemons will serve on the coaching staff and provide analytical insights and strategy. He will also support the front office during the offseason free agency and draft periods. Prior to this role, Lemons worked in the front office as a pro scout, college scout and supported basketball administration.

Before joining the Kings, Lemons graduated with honors from Stanford University in 2015 with a BA in Economics and a MA in Public Policy. He played on Stanford's basketball team from 2010-14 and was a two-time First Team Pac-12 All-Academic selection (2013, 2014) while also receiving the Pac-12 Leadership Award in 2014. Subsequently, he completed an MSC in Banking and Finance from Newcastle University with distinction, while competing for the university's inter-collegiate and national level teams.

COACHING STAFF



CHARLES ALLEN
Head Video Coordinator/
Special Assistant to the
Head Coach

Charles Allen enters his first season with the Kings as the head video coordinator after working with the Utah Jazz for the last three seasons. Along with his duties as head video coordinator, Allen will serve as a special assistant to the head coach. He spent the last two seasons in Utah as the team's head video coordinator from 2020-22 after working as the assistant video coordinator for the team during the 2019-20 season. During his three seasons with the Jazz, he focused on player development, advance scouting and video analysis. Allen was also an assistant video coordinator with the Houston Rockets (2018-19) and Phoenix Suns (2017-18).

Before his time in the NBA, Allen worked as an assistant video coordinator (2017) and basketball student assistant & analytics team member (2014-17) at the University of Houston after playing two seasons at Dallas Baptist University.



Garrius Adams
Assistant Video
Coordinator

Garrius Adams is entering his second season with the Kings as assistant video coordinator. He heads into his fifth season in the NBA after also spending two seasons as assistant video coordinator with the Charlotte Hornets (2019-21) and the 2018-19 season as a coaching associate for the Los Angeles Lakers.

A former international player, Adams played three seasons in Europe throughout Belgium, France and Montenegro. He graduated from the University of Miami in 2014 after a four-year playing career for the Hurricanes.

BASKETBALL OPERATIONS



JAS RANDHAWA
Senior Director of Athlete Health

Jas Randhawa begins his third season with the Kings with the Health and Performance team and first as Senior Director of Athlete Health. Randhawa holds extensive experience implementing high performance programs for professional and emerging elite athletes. Prior to his time in Sacramento, he served as Lead Performance Therapist at ALTIS, a global leader in the provision of education for sport performance, where he focused on performance therapy for professional athletes and oversaw all return to competition strategies.

From 2014 to 2016, Randhawa was the Strength and Conditioning Coach and Performance Therapist for Canada Basketball, Director of Performance Therapy at Edge Fitness and Performance, and Director of Sports Science at Optimal Health Fitness and Sports Training. He is also the Co-Founder of Rehab 2 Performance, a non-profit with a mission to bridge the gap between rehab and performance, and has lectured extensively on the science of movement.

Randhawa holds a Bachelor of Science degree in Microbiology from Vancouver Island University and a Doctorate of Chiropractic degree from Canadian Memorial Chiropractic College. Jas and his wife Kayla, sons Leo and Harrison, and daughter Luca, have recently made Elk Grove their new home.



CORY KENNEDY
Director of Performance

Cory Kennedy enters his first season with the Kings as the team's Director of Performance. Prior to joining the Kings, Kennedy was the Head of Strength and Conditioning and Performance Science for the Chicago Cubs' organization. In his time with the Cubs, Kennedy utilized all avenues of monitoring, evaluation, and training to develop players in order for them to compete at the highest level.

Previously, he served as the Head Strength and Conditioning Coach for nearly six years at one of Canada's Olympic Institutes, the Institut National du Sport du Quebec, in Montreal, Canada. An Ottawa, Canada native, Kennedy contributed in a variety of ways with many National teams and athletes across the Summer and Winter Olympic Games. He started his career at FITS Toronto as an Athletic Development coach, and then as the Director of Volleyball Sport Science.

He received his undergraduate degree in Physical Education and Health from the University of Toronto before earning his master's in Exercise Science at Edith Cowan University.



JOEL NOLAND
Head Athletic Trainer

Joel Noland enters his fourth season with the Kings and first as the team's head athletic trainer. He spent the last three seasons with Sacramento as the assistant athletic trainer after joining the team in 2019. Prior to joining the Kings, he was an intern athletic trainer with the Houston Rockets. Noland worked his first internship in the summer of 2012 with the Washington Commanders and later became the head athletic trainer in the Arena Football League with the Utah Blaze in 2013 and the LA KISS in 2014.

The Spokane, Wash., native then spent the next four years as the in-season assistant athletic trainer for the Jacksonville Jaguars from 2014-18 before making the switch to the NBA. Noland earned his undergraduate degree in Kinesiology from Whitworth University, and earned his Masters in athletic training at Weber State University.

Joel, wife Kaleena, and son Deion all reside in Roseville.

BASKETBALL OPERATIONS



ZAC HOWE
Head Strength & Conditioning Coach

Zac Howe enters his second season with the Kings and his first as the team's Head Strength & Conditioning Coach after spending the 2021-22 season in Sacramento as a Performance and Reconditioning Coach. Before joining the Kings, Howe spent the previous year working at the Results Performance Institute in Sacramento, providing performance therapy care. His clients included Sacramento Republic FC and Sacramento State Athletics. As a student physical therapist, Howe performed clinical rotations with the UFC and EXOS.

Howe brings previous NBA experience from his tenure as performance coach with the Oklahoma City Thunder from 2016-19. Additionally, he previously worked in the WNBA with the Washington Mystics as the head strength coach. Howe was also the head strength coach and a professor at Northern Oklahoma College, teaching health education and wellness, weight training and sports coaching. A former collegiate basketball player at Southwestern Oklahoma State, he completed a doctorate degree in physical therapy from Baylor University.



AISLING TOOLAN
Senior Physical Therapist

Aisling Toolan enters her fourth season with the Kings. Prior to joining Sacramento, she spent two years working with the Brooklyn Nets, and six years as a clinical specialist at Hospital for Special Surgery Sports Rehabilitation and Performance Center in New York. In addition, Toolan worked for New York City FC during their inaugural MLS season in 2015, and has traveled internationally with US Soccer National teams since 2011.

A native of Dublin, Ireland, Toolan graduated from Trinity College Dublin with a BSc in Physiotherapy, and went on to earn her Doctorate in Physical Therapy at Stony Brook University, NY. She earned her athletic training degree at Hofstra University, NY, and a Masters in High Performance Sport from Australian Catholic University, Melbourne. The former Irish international soccer player is also a Board Certified Specialist in both Sports and Orthopedic Physical Therapy, and a Certified Strength and Conditioning Coach.



KRYSTAL LEE
Assistant Athletic Trainer

Krystal Lee enters her first season with the Kings as assistant athletic trainer after spending the 2021-22 season with the San Antonio and Austin Spurs. Before joining the Spurs, she spent three seasons with Oakland Roots SC, a professional soccer team in the USL, from 2019-21. Lee served as the assistant athletic trainer for two years and head athletic trainer for a year in her time with the club.

An Oakland native, Lee started her professional career with an athletic internship at ESPN Wide World of Sports in 2015. She earned a bachelor's degree in Kinesiology with an emphasis in Athletic Training from San Diego State and received an MA with the same emphasis at San Jose State.



NICHOLAS TAYLOR
Assistant Head Strength & Conditioning Coach

Nicholas Taylor enters his first season with the Sacramento Kings as assistant strength and conditioning coach. Prior to joining the Kings, Taylor worked as a performance coach at UCLA, Altis and the United States Olympic Training Centers.

A native of Hayward, Calif., Taylor was a track and field athlete at Cal State Northridge where he earned a bachelor's degree in Psychology. After attending CSUN, Nic went on to compete for Team USA in bobsledding for 10-plus years (2011-22). Over that span, he made multiple Olympic and World Championship teams.

Throughout his time competing for Team USA, Taylor received a Master's degree in Exercise Science with an emphasis in Coaching and Athletic Administration. He also earned a Doctorate of Chiropractic.

Nic is the proud husband of five-time Olympic medalist, Elana Meyers Taylor, and father of Nico Taylor.



SHAWN ROGERS
Director, Team Security

Shawn Rogers begins his sixth season as the Director of Team Security for the Sacramento Kings. He joined the Kings after 30 years and retiring from the Sacramento Police Department. Rogers entered the Police Department in 1987 where he served as a patrol officer, field training officer, K9 officer,

Sergeant and most recently, a Lieutenant. The Vallejo, Calif. native attended UC Davis where he played in the Division II NCAA National Championship football game in 1982 and then earned professional tryouts with the Denver Broncos and San Francisco 49ers before being drafted by the Houston Gamblers of the USFL in 1984.

Rogers and his wife, Belinda, reside in Sacramento. Rogers has three sons; Andre, Jeremy and Steven along with two step children; Daniel and Lydia. Shawn and Belinda have five grandchildren; Isaiah, Naylani, Ryder, Elijah and Charlotte.



MARK BLEA
Assistant Director, Team Security

Mark Blea begins his sixth season as Assistant Director of Team Security for the Sacramento Kings. Blea will be working closely with Team Security Director Shawn Rogers and Vice President of Team Security Tim Lea. Blea has over 34 years of Law Enforcement experience.

Blea retired in 2010 from the Sacramento County Sheriffs Department as a Lieutenant and Watch Commander of the North Patrol Division. Blea's specialty and expertise is Special Weapons and Tactics (SWAT) officer and a Sergeant Team Leader with the Sheriffs Department. Blea grew up in the North Highlands area of Sacramento County and was a basketball and baseball standout. Blea has a Bachelor's degree in Criminal Justice. Mark Blea and his wife, Janet, reside in Sacramento and they have two daughters, Janae of Stafford, Virginia and Alexandria of Lone, California. Mark and Janet have six grandchildren; McKenna, Jackson, Alexandria, Lilly, Levi and Isabella.

BASKETBALL OPERATIONS



BRIAN MIZNER
Sports Nutrition Chef

Brian Mizner begins his seventh season with the Kings as the Sports Nutrition Chef. Previously, Mizner spent five years as the Executive Chef of Hook & Ladder Mtg. Co.

The Sacramento native is responsible for instituting a personalized high nutrition program for each player as well as providing nutritional options for the basketball operations staff.



RACHAEL MACK
Performance Chef & Nutritionist

Rachael Mack enters her second season with the Kings. She is a Registered Dietitian who specializes in sport and performance nutrition. In her role with the Kings, Mack works closely with the athletes and staff to help improve performance and recovery through food and nutrition and facilitates player day-to-day performance nutrition needs.

Prior to joining the Kings, Rachael was a sport dietitian for the United States Olympic and Paralympic Committee for four years. She primarily supported USA team sports and traveled and provided hands-on nutrition support during the Tokyo 2020 Olympics. Two of the teams Mack served went on to win Olympic gold medals.

A native of Davis, Calif., Rachael earned a Bachelor of Science in Clinical Nutrition and Exercise Biology at the University of California, Davis. She received an M.S. in Applied Exercise Science from Concordia University Chicago and is a certified specialist in Sports Dietetics.



MIGUEL LOPEZ
Head Equipment Manager

Miguel Lopez begins his 17th season with the Kings and second as Head Equipment Manager. He is responsible in maintaining all non-medical team equipment and supplies. Lopez also makes all road trips and oversees the team's luggage, laundry, and equipment.

The Huron, Calif., native, resides with his wife Maria, son Michael, daughters Mellanie, Mia and Massiel in Woodland.



LUCAS O'CONNELL
Assistant Equipment Manager

Lucas O'Connell begins his second season with the Kings as Assistant Equipment Manager after previously spending six years with the Portland Trail Blazers working as a Team Attendant. He assists Equipment Manager Miguel Lopez in maintaining all non-medical equipment supplies, both at home and while traveling on the road.

Lucas also works closely with the Golden 1 Center operations team to ensure that the facilities are well kept, functioning properly and being used efficiently. As a Portland native, Lucas studied Psychology at Portland State University.



MELANIE STOCKING
Senior Director of Team Operations

Melanie Stocking enters her 17th season with the Sacramento Kings and first as the Senior Director, Team Operations after spending the last three seasons as the Director, Team Travel and Logistics. In her role, Stocking coordinates all team travel throughout the season and assists the Basketball Operations department with various responsibilities including supporting the coaching staff. In her spare time, she and her family run a non-profit, RememberAVet.net to honor our fallen veterans with their Annual Wreath Project, and in February 2019, opened Hooby's Brewing in downtown Winters and added a second location in Davis in 2021. From Winters, Calif., Stocking graduated from Sonoma State with a degree in Communications and currently resides in Natomas.



MARK TOYODA
Senior Director of Basketball Administration

Mark Toyoda enters his eighth season with the Kings and fourth as Senior Director, Basketball Administration. A former intern, Toyoda is responsible for administrating day-to-day legal, finance, and basketball operations tasks.

The Chicago native graduated from Northwestern University in 2011 and the Maurer School of Law at Indiana University in 2014.

BASKETBALL OPERATIONS



SAAGAR SARIN
Director of Pro Personnel

Saagar Sarin enters his second season with the Sacramento Kings and first as the Director of Pro Personnel. Sarin holds vast NBA experience heading into his seventh season, having spent the previous two years with the Minnesota Timberwolves as the Personnel Scouting Coordinator from 2019-21 before joining the Kings. During that time, he helped with the selections of Anthony Edwards and Jaden McDaniels.

Sarin got his start in the Association with the Houston Rockets, a tenure that spanned from 2016-19, and included two seasons as the Video Coordinator for Mike D'Antoni. He assisted D'Antoni in guiding the Rockets to a league-best 65 wins during the 2017-18 season.

Sarin graduated Cum Laude from USC in 2016, earning his undergraduate degree in Business Administration with a minor in Statistics. In 2018, he received his Master's Degree in Business Analytics at USC, where he spent three seasons as a student manager and then graduate assistant for the Trojans Men's Basketball Team.

A Los Altos Hill, Calif., native, Sarin's girlfriend, Dr. Elizabeth Anderson is finishing a five-year general surgery residency program at Rush Hospital in Chicago. His sister is currently a Professor of Law and Economics at Yale University and formerly served as the Deputy Assistant Secretary for Economic Policy and Counselor to Treasury Secretary Janet Yellen.



COLIN MONTAGUE
Director,
Basketball Analytics

Entering his sixth season with Sacramento, Colin Montague leads a group of talented data scientists in their problem-solving to help the organization become more data-driven. While focusing on assisting scouts with NCAA and international player evaluation, he also supports the front office with NBA transactions and maintains the underlying data infrastructure.

A life-long Kings fan, Montague grew up in San Diego before obtaining both a bachelors and masters degree in Statistics from Brigham Young University. After some time working in volleyball and at Nike headquarters, Montague returned to California for his dream job with the Kings.



PENNY CHATZIS
Director of Team Player
Development

Penny Chatzis begins her sixth season with the Kings, as the Director of Team Player Development, Executive Assistant to Kings GM Monte McNair and team Notary. In her role with Sacramento, Chatzis is responsible for implementation of the Kings Academy program, a developmental, player-centric curriculum aligning multi-faceted organizational philosophies and ideals to help athletes mature into well-rounded professionals. Penny also oversees Player Services and Player Relations, responsible for onboarding players and welcoming them and their families to our incredible city, while also assisting with community integration. She helps to manage player community appearances and facilitate communications between players and the League office, business operations, and front office staff.

With her background in real estate, event planning and education, Penny provides players with the highest quality of support. She assists in all areas of basketball administration and proactively manages the day-to-day needs of the General Manager, as well as the Assistant General Managers and front office. A graduate of California State University, Sacramento, she has a B.A. in Government and a Master's in Education. She and her husband, Tim, are long-time Sacramento residents, and their two boys--- Christo and Niko -- proudly consider themselves the biggest Kings fans!



SHANNON MALONE
Director,
Media Relations

Shannon Malone is the Director, Media Relations with the Sacramento Kings where she leads basketball public relations and media operations. In this role, she serves as the primary media contact for Head Coach Mike Brown and the Kings roster.

Shannon previously served as Associate Director, Communications at the Big Ten Conference and Senior Account Executive at KemperLesnik in Chicago. Prior to the Big Ten, Shannon was the basketball media relations contact at SMU in Dallas and worked for the Dallas Mavericks. Shannon received her B.A. from the School of Journalism and Mass Communication at the University of Wisconsin-Madison while also playing women's basketball for the Badgers.

Shannon currently lives in West Sacramento with her fiancé, Aaron.



MICHAEL MARTINEZ
Manager, Media Relations

Michael Martinez enters his seventh season in Communications and first as the Manager, Media Relations for the Sacramento Kings. Martinez's responsibilities include overseeing the production of all sports information, including serving as a primary editor of the media guide, and overseeing the statistical crew and game night staff. He assists in the facilitation of player interviews and attends to media at both games and practice. Additionally, Martinez helps develop media talking points and is a primary contact for the team's credentialing process.

A Sacramento native, Martinez rejoins the Kings after spending the last two seasons as the Coordinator of Basketball Communications with the Charlotte Hornets. He started as an intern with Sacramento during the 2016-17 season, then continued as the team's Media Relations Assistant for two seasons through the 2018-19 season until serving as the Media Relations Coordinator in '19-20. Martinez graduated from the University of California, Davis with a Bachelor of Arts degree in Communication and Psychology in 2017.



AVERY JACOBS
Coordinator, Media
Relations

Avery Jacobs enters his second year with the Sacramento Kings organization and first season as Coordinator, Media Relations. Jacobs, assists in writing and editing all press releases, composing game notes and the team's media guide while serving as a liaison between the team and media, while also serving as the head point of contact for the Kings G League Affiliate, the Stockton Kings.

Prior to joining the Kings organization, Jacobs served as a multimedia journalist and fill-in sports anchor, where he covered everything underneath the sun in Albany, GA. He held that role after spending one season with the Los Angeles Rams communications department.

Before moving to Albany, Jacobs got his first opportunity covering the Florida State Seminoles as a correspondent for the Orlando Sentinel newspaper. He held that position while still pursuing his bachelor's degree in journalism. Jacobs graduated cum laude from Florida A&M University in 2019. He's a proud member of the National Association of Black Journalists and a devoted brother of Kappa Alpha Psi Fraternity, Inc., where he served as both president and vice president to the Alpha Xi Chapter. Jacobs is also the cousin to Micah Parsons of the Dallas Cowboys.

BASKETBALL OPERATIONS



MARSHALL S. PAYNE
Senior Data Scientist,
Basketball Operations

Entering his fifth season with the Kings, Marshall S. Payne provides analytics support for the Basketball Operations department. He works closely with the rest of the front office and scouting department, specializing in roster construction, player evaluation, and overall basketball strategy.

Payne joined the Kings following an internship with the Indiana Pacers, and has received degrees from UC Santa Barbara (BA, Global Studies) and Ohio University (MBA in Business Analytics, Master of Sport Administration). He currently lives in Bolinas, CA with his wife (Whitney), two sons (Bear and Theo), and daughter (Ramona).



ZACH KNOWLTON
Senior Analyst

Zach Knowlton enters his second season with the Sacramento Kings as Senior Analyst after joining the team at the start of the 2021-22 season. Prior to his time with the Kings, Knowlton taught Data Science in Sports at his Alma Mater, Brigham Young University starting in 2020 up until his arrival in Sacramento.

Before teaching at BYU, Knowlton worked at The Players' Tribune, measuring athlete brand scores. The Springville, Utah native, received his MS in Statistics from BYU in 2016, after publishing his thesis, where he worked with football coaches to measure player impact. Knowlton was also the winner of the ESPN Sloan Sports Hackathon in 2018.

Knowlton and his wife, Jessica, have three kids: Cooper, Elsie and Tucker. In his free time, he enjoys playing basketball and golf and has an interest in Fantasy and Sci-Fi books.



ARAM PALAMOUDIAN
Basketball Operations
Coordinator

Aram Palamoudian enters his second season with the Kings organization and first as Basketball Operations Coordinator after having roles as a Basketball Operations Assistant and Basketball Operations Intern the previous year. In a hybrid role, he provides support in various areas of basketball operations including front office, scouting, and strategy.

Palamoudian grew up in Athens, Greece and graduated from the University of Southern California in 2017 with a bachelor's degree in Economics/Mathematics and a minor in Business Finance. At USC, he worked part-time as a Program Coordinator at the USC Recreational Sports department.



SAMANTHA LORD
Basketball Administration
Coordinator

Samantha Lord enters her first season with the Sacramento Kings as Basketball Administration Coordinator for the club. She joins the Kings after working as a Project Manager and Administrative Assistant for a Hospitality & Design Sales business based in the Bay Area beginning in 2020. Prior to that role, Lord worked in middle school classrooms from 2018-20, primarily focusing on AVID, which is an academic support program.

A native of Berkeley, Calif., Lord graduated from the University of California Santa Cruz in 2014, earning a bachelor's of arts in politics.

MEDICAL TEAM



**DR. JASON
BRAYLEY**
Team Physician



DR. MARTY REED
Team Orthopedic
Surgeon



**DR. ROBERT
MASOCAL**
Team Physician



**DR. JOHN
GREENFIELD**
Team Orthopedic
Surgeon



SURINDER JAMES
Medical Liaison



**DR. SRIHRIA
BANGALORE**
Mental Health Consultant




GRAHAM BETCHART
Mental Performance Coach

MANAGEMENT TEAM



TOM HUNT
Executive Vice President,
Business Operations

Tom Hunt returned to the Kings in 2018 as EVP of Business Operations after spending six seasons with the organization from 2005–2011. His responsibilities include overseeing revenue, marketing, content, communications, and business intelligence. Tom Hunt is a 32-year veteran in the sports and entertainment industry, having served varied roles in sales and marketing for the NBA, MLS, NFL, MLB, NHL, WWE and Turner Broadcasting. After graduating from UC Berkeley in 1990, Hunt began his career with the Oakland A's in ticket sales before attending graduate school at Ohio University to earn his Master's in Sports Administration. Prior to joining the Kings, Hunt was President of Business Operations for D.C. United for four plus years. Hunt is joined in Sacramento by his wife Kasha, three daughters and their dog: Madigan, Keely, Ava and Scout.



**BECKY BELAND
McNAUGHT**
Senior Vice President,
Communications & External
Affairs

Becky Beland McNaught is the Senior Vice President of Communications and External Affairs at the Sacramento Kings where she leads strategic communications and messaging across the organization. In this role, Becky is responsible for directing the business and basketball media relations, social responsibility, and DEI departments.

Becky previously served as California First Partner Jennifer Siebel Newsom's chief of staff for the first three years of the Newsom Administration. Prior to the Governor's Office, Becky was the Democratic Counsel for the U.S. Senate Small Business and Entrepreneurship Committee. Before that, she was the Counsel to U.S. Senator Barbara Boxer and a longtime aide to Maria Shriver. Becky earned her B.A. from New York University and a J.D. from American University's Washington College of Law.

Becky currently serves on the board of Jennifer Siebel Newsom's nonprofit, the California Partners Project. She lives in her hometown of Sacramento with her husband, John, and their son Sebastian.



JEFF DORSO
Senior Vice President,
General Counsel

Jeff Dorso enters his sixth season with the Kings and currently serves as the Senior Vice President and General Counsel.

Dorso oversees all legal and real estate development related matters for the Sacramento Kings and its related companies, including the LEED Platinum Golden 1 Center, all real estate and media holdings, Sacramento Kings Guard (the NBA 2K Esports team), the Sacramento Kings Foundation and the Stockton Kings (the NBA G League team).

Prior to coming in house with the Kings, Dorso co-founded and served as Managing Partner of Pioneer Law Group LLP, where he oversaw a complex development practice that included work nationally and internationally for clients, such as Airbnb, LiveNation, the San Jose Sharks, Sacramento Republic FC, CIM Group, the Sacramento Kings and numerous prominent real estate development companies.

In 2013, the Sacramento Kings engaged Dorso to serve as outside counsel to help negotiate, structure and oversee the entitlement, litigation and development of Golden 1 Center, Downtown Commons ("DOCO"), the digital media assets and other real estate holdings.

In addition to his professional practice, Dorso is also an active member of the art and nonprofit community having served for multiple years on the board of directors for the Sacramento Ballet Company, Sacramento Zoo, Miyamoto Global Disaster Relief, Solar Cookers International and a founding board member of CLARA – the E. Claire Raley Studios for the Performing Arts. Dorso currently also serves as a Visiting Adjunct Professor at the UC Davis Law School.

Dorso graduated in 2001 with a juris doctorate from Tulane Law School and a specialty certificate in Sports Law and in 1998 received his bachelor of arts degree from UC Davis with majors in History and Philosophy. He is an avid cyclist, runner and outdoor enthusiast and lives in the El Dorado foothills with his wife.



ALEX RODRIGO
Senior Vice President &
General Manager

Alex Rodrigo enters his fourth season with the Kings as Senior Vice President and General Manager of the state-of-the-art, award winning Golden 1 Center, the first indoor venue in the world to be certified as LEED Platinum – the highest level of recognition for environmentally conscious buildings. Alex is responsible for overseeing the execution of strategic plans for all arena sports and entertainment operations, special event management, design and construction, engineering, entertainment booking, security, guest services, food and beverage and expansion of various revenue opportunities inside and outside the Golden 1 Center and Downtown Commons (DOCO).

Prior to joining the Kings, Alex served five seasons as the Group Vice President of Sports and Entertainment for the St. Louis Blues (NHL), Enterprise Center and Peabody Opera House. He also spent one season with the St. Louis Cardinals (MLB) and Cordish Companies developing and operating the first phase of a \$1 billion dining and entertainment district known as Ballpark Village (BPV).

Previously, Alex co-founded Colliers Internationals Las Vegas Mixed Use Development and Resort Properties Division in 2004. Alex also served eight years in the U.S. Air Force, where he was credentialed by the U.S. Secret Service Agency and served two Presidential administrations.

Alex is a member of the Urban Land Institute (ULI), International Association of Venue Managers (IAVM), American Legion and Veterans Association, and serves on the Board of Directors for Visit Sacramento.



STACY WEGZYN
Vice President,
Human Resources

Stacy Wegzyn begins her 16th season with the Sacramento Kings. Wegzyn was the director, human resources for the Kings from 2001-08. She then served as HGA's associate vice president, human resources – West Coast for seven years, returning to the Kings in 2015.

In her current role, Wegzyn leads the human resources function by providing strategic direction and leadership in the areas of recruitment, employee relations, leadership development, organizational communications, labor relations, diversity and inclusion, legal compliance, wellness, and benefits administration.

With more than 20 years of human resources management experience, Wegzyn is certified as a senior professional in human resources by the Human Resources Certification Institute (SPHR) and as a senior certified professional by the Society for Human Resources Management (SHRM-SCP). Wegzyn earned a bachelor of public administration degree from Seattle University.

MANAGEMENT TEAM



MAURICE BRAZELTON
Vice President,
Entertainment

Maurice 'Mo' Brazelton is the vice president of Entertainment for the Sacramento Kings. Mo enters his 23rd season with the Sacramento Kings, overseeing all aspects of game entertainment and fan interaction at games.

His team is responsible for all live entertainment, In-arena promotions, music, video content, fan interactive elements and entertainment team performances.

Brazelton, works in conjunction with the Kings partnership and revenue departments to develop in-game and destination area entertainment to satisfy partner and organizational goals.

In addition, he works closely with internal departments to contribute to the development and implementation of marketing and sales campaigns through in-arena promotions.

Mo has worked with the National Basketball Association on many events, including NBA All Stars where he co-produced/directed the 2017, 2018, 2020 & 2022 All Star Saturday/Sunday Night game presentation.

A native of Sacramento, CA In his free time, Mo likes to golf and travel.



RYAN BRIJS
Vice President,
Brand & Creative

Entering his ninth season with the Kings, Ryan's responsibilities include establishing and executing overall brand identity, creative strategy and visual direction on all business efforts company wide while managing brand standards for the Sacramento Kings, Kings Guard Gaming, Stockton Kings and Golden 1 Center.

Brijs is a graduate of the University of Utah with a BFA in graphic design. He and his wife, Dana, reside in Roseville with their three children.



SOPHIA CAZANIS
Vice President,
Executive Administration

Sophia Cazaniz is the Vice President of Executive Administration for the Sacramento Kings, serving as the primary liaison to the ownership group and executive board. Sophia founded her own public affairs firm in 2000, LC Public Affairs, working with a diverse range of clients on issues including business, telecommunications, policy outreach, energy, education, and health.

Previously, Cazaniz served as Chief Consultant to former Assembly Speaker and former Los Angeles Mayor Antonio Villaraigosa. She was responsible for intergovernmental relations, statewide community outreach and policy formulation for the Assembly Leadership. Her prior legislative roles included Principal Assistant to Democratic Leader Richard Katz and former Assembly Speaker Willie L. Brown, Jr. Cazaniz has built a bi-partisan reputation as a legislative and campaign strategist with expertise in both policy and the electoral processes.

She earned a bachelor's degree at California State University, Sacramento and a master's degree at the University of Southern California. A first generation Greek American, Sophia lives in Sacramento with her husband, Pete Callas, and twin daughters, Nikoletta and Theodora.



MARITZA DAVIS
Vice President,
Social Responsibility

Entering her fifth season, Maritza Davis leads the Kings Social Responsibility programs, charitable endeavors and youth basketball participation initiatives. She advises executives, players and coaches on efforts to uplift and support underserved and underrepresented people and communities. Under Maritza's leadership, the Kings have launched a partnership with Mentor California to promote and expand mentorship opportunities, enriched the franchise' multi-year partnership with the Build. Black. coalition, engaged the Anti-Recidivism Coalition to support currently and formerly incarcerated individuals and their families and has hosted numerous studio sessions making top entertainment talent accessible to youth. She has overseen the team's efforts to host youth healing forums to address trauma, the annual Kings and Queens Rise Co-Ed Youth Sports and Mentoring League, and refurbishing local basketball courts to make the game more accessible. Davis helped launch the NBA initiative Play for Justice with the REPRESENT JUSTICE Campaign, consisting of conversations and basketball games at correctional facilities between incarcerated individuals and players and coaches aimed at uplifting narratives of hope and redemption to break down stigmas associated with individuals - disproportionately people of color and the poor - impacted by the criminal justice system.

In 2019, Davis helped launch Team Up for Change summit in partnership with the Milwaukee Bucks, marking the first time two professional sports teams joined together to address social issues affecting their communities. This innovative partnership has expanded to nine NBA and WNBA teams reaching hundreds of thousands of viewers, earning the Kings the Greater Sacramento Urban League 2019 Community Unity Award and the 2019 and 2020 NBA Inclusion Innovation Awards. A Sacramento State graduate, Davis previously founded Unseen Heroes, an award-winning marketing and events agency with her husband, and has been a featured speaker for Tedx and various conferences.



MIKE HERRERA
Vice President, Corporate
Partnership Sales &
Services

Mike Herrera enters his 13th season with the Sacramento Kings, currently serving as Vice President of Corporate Partnership Sales and Service. In this role, he oversees all sponsorship sales and partnership marketing. Herrera has previously held multiple positions within the franchise including Corporate Sales Manager and member of the partnerships premium teams.

Herrera started his career with Prudential Securities as a financial advisor, then transitioned into accounting positions before working in wholesale distribution with Sierra Select and Sub Zero.

Herrera graduated from Sacramento State with a Bachelor of Science in Business Administration and a concentration in Accounting. He and his wife, Mindy, have two children, Jack and Olivia.



KARI IDA
Vice President,
Communications & Public
Relations

Kari Ida is entering her fifth season with the Sacramento Kings, previously as Director of Public Relations. As Vice President of Communications and Public Relations, Ida helps develop, coordinate and direct all public and media relations activities for the team's business operations. In addition, Ida manages strategic communications and proactive messaging for the team's state-of-the-art arena, Golden 1 Center, adjacent mixed-use development, Downtown Commons (DOCO), G League affiliate, the Stockton Kings and Esports team, Kings Guard Gaming. Before joining the Kings, Ida was the Public Affairs and Communications Director for Sierra Health Foundation and The Center where she served as a member of the senior management team and oversaw implementation of communication strategy to advance health and racial equity.

Previously, Ida served for more than seven years as an advisor to Congresswoman Matsui [CA-06] in such roles of Deputy District Director, Policy Advisor and Field Representative in her Sacramento office and Legislative Assistant in her Washington, D.C. office. Ida began her career working in the Public Policy Department of Aging Services of California (now LeadingAge California), a nonprofit working toward affordable housing and continued care for the elderly. Ida graduated from UC Davis with a Bachelor of Arts in Communications and a minor in Political Science. She lives in Sacramento with her husband and two young sons.

MANAGEMENT TEAM



ERIC KING
Vice President,
Technology

Eric King is the Vice President of Technology for the Sacramento Kings and Golden 1 Center, where he is responsible for overseeing all technology for the world's most technologically advanced and sustainable arena. The 17,608-seat arena features a one of a kind 2,500 square foot, Tier-4 datacenter, connected to the arena with over 1,000 Wi-Fi Access Points, over 900 miles of fiber and CAT6a copper cabling and redundant 100 Gigabit internet connections. Together, these innovations have redefined the guest experience with industry leading solutions. Golden 1 Center features cutting-edge technology that anticipates and responds to fans' needs on a hyper-individualized basis.

King has been with the Sacramento Kings organization since 2011 and served on the team that designed, developed, and implemented the new arena's advance infrastructure. King has over 20 years of professional experience in technology.

A native to Illinois, King also served in the United States Marine Corps prior to launching his career in Technology.



STACEY KOEHLER
Vice President &
Corporate Controller

Stacey Koehler enters her second season with the Sacramento Kings and currently serves as Vice President and Corporate Controller. Koehler oversees all accounting operations for the Kings, Golden 1 Center and the company's other sports, entertainment, and real estate holdings.

Koehler has over 30 years of experience working in various finance, accounting, auditing and treasury positions. Prior to joining the Kings, Koehler spent nine years working for The McClatchy Company (owners of The Sacramento Bee and 29 other daily newspapers). She holds a degree in accounting from California State University, Sacramento and is a Certified Public Accountant in California.

Koehler is a native of Sacramento and currently lives in Roseville with her husband where they enjoy spoiling their two grandsons and two rottweilers.



TIM LEA
Vice President,
Security Operations

Timothy Lea begins his fifth season as vice president of security operations. Lea leads the development, coordination and implementation of enterprise-wide security and crisis management strategies for the Sacramento Kings organization, Sacramento Kings basketball team, and the Golden 1 Center – a multi-functional sports and entertainment arena. He oversees security operations for surrounding mixed-use entertainment, hotel, and residential complex, and also serves on the NBA Arena Security Directors Advisory Committee.

Prior to joining the Kings, Lea spent more than 20 years as a Special Agent with the U.S. Secret Service, completing his career as the Special Agent in Charge of the Office of Intergovernmental and Legislative Affairs, where he coordinated and implemented strategic policies in support of the integrated mission of the agency. His career included the protection of U.S. Presidents; Vice Presidents; foreign Heads of State & Government; the development of site security plans; and leading security planning operations for National Special Security Events. In addition, he spent time investigating complex financial crimes, counterfeit currency schemes, and protective intelligence threats.

A native of Wisconsin, Lea received his bachelor's degree and MBA from Concordia University Wisconsin, and holds a master's degree in National Security and Strategic Studies from the U.S. Naval War College.



KINDRA MONTGOMERY-BLOCK
Vice President, Diversity,
Inclusion & Social Impact

Kindra Montgomery-Block enters her second season with the Sacramento Kings as the Vice President of Diversity, Inclusion and Social Impact following more than 20 years in community impact work.

Prior to joining the Kings, Montgomery-Block led a number of initiatives at Sierra Health Foundation including the Black Child Legacy Campaign and Steering Committee on the Reduction of African American Child Deaths, helping to dramatically lower health disparity across ethnicities as well as founding a new community and economic development department.

From 2006 to 2014, she served as the Director of Training & Community Relations for the UC Davis School of Education Center for Community School Partnerships. She developed a passion for youth engagement working for Youth Leadership Institute and People Reaching Out and led Friday Night Live Environment Prevention activations for the Riverside County Department of Mental Health and trainings for the Anti-Defamation League. She also participated in two health screening delegation trips to Africa.

Montgomery-Block holds a Master of Public Administration from Golden Gate University, a B.A. in political science from the University of California, Riverside and a certificate in business communication from Harvard University. She has twice been named one of Northern California's Exceptional Women of Color by HUB Magazine and is the recipient of honors from Women of Color in Maternal Health, NAACP, American Association of Public Administrators, Comstock's Magazine and the Greater Sacramento Urban League. She serves on a statewide Black maternal health round table, the California Black Freedom Fund Advisory Board and Sacramento County Mental Health Board of Directors. She resides in Sacramento with her husband and daughter.



ANDREW NICHOLSON
Vice President,
Digital & Content

In his 17th season with the franchise, Andrew Nicholson oversees the Digital and Content teams for the Sacramento Kings, Kings Guard Gaming, Golden 1 Center and Stockton Kings, in addition to serving as an active member of the organization's Diversity, Equity & Inclusion Council.

Before arriving in Sacramento, Nicholson served one season with the Phoenix Suns and Mercury. The Minnesota native graduated from the University of Arizona, where he studied psychology and journalism. Connect with Andrew on Twitter: @A_Nicholson



JUSTIN PETKUS
Vice President,
Ticket Sales & Services

Justin Petkus is entering his 10th season with the Kings and fifth as VP of Ticket Sales and Services. Petkus is responsible for overseeing the Ticket Sales and Service department which includes all Premium Suites, Courtside and Club seating, all traditional Season Tickets and Plan Products, in addition to Special Events and Production and the G-League Stockton Kings Business Operations. He joins the Kings after holding sales and leadership positions with teams across various sports leagues including the San Diego Padres, San Diego Chargers, and Los Angeles Clippers. The Granite Bay native graduated from Del Oro High School and earned a degree in Finance from San Diego State University. His family of four including wife, Sherry, and daughters, Emilia and Isabel, lives in Roseville.

MANAGEMENT TEAM




JAMES RASMUSSEN
Vice President,
Arena Programming

James Rasmussen enters his eighth season with the Golden 1 Center and third season as Vice President of Arena Programming. In this role, Rasmussen oversees event programming at Golden 1 Center including concerts, conferences, family shows, commencements and Kings games. During his time with the venue, he has been nominated for Pollstar Venue Executive of the Year (2018), Pollstar Rising Star (2017) and IEBA Venue Executive of the Year (2017) and Golden 1 Center has been ranked 6th in the world by Pollstar. Rasmussen began as a director before being promoted to senior director, then most recently vice president. Prior to Sacramento, Rasmussen worked at ArenaNetwork in Los Angeles, consulting more than 50 arenas throughout North America on best entertainment booking processes.



JEFF RISLEY (RIZZ)
Vice President,
Ticket Operations

ENTERING HIS 23RD SEASON WITH THE KINGS, JEFF IS RESPONSIBLE FOR COORDINATING AND OVERSEEING ALL TICKET OPERATIONS FOR THE KINGS AT GOLDEN 1 CENTER ALONG WITH THE STOCKTON KINGS AT STOCKTON ARENA IN HIS ROLE AS VICE PRESIDENT OF TICKET OPERATIONS. HAVING BEEN IN THE SPORTS TICKET OPERATIONS AND SERVICES BUSINESS FOR OVER 35 YEARS, JEFF SERVED AS THE TICKET MANAGER FOR LOS ANGELES CLIPPERS FOR FIVE YEARS BEFORE SIGNING ON WITH THE KINGS. PRIOR TO THAT, HE WAS TICKET MANAGER FOR THE SAN DIEGO CHARGERS FOR TWO SEASONS AND TICKET MANAGER FOR THE SAN DIEGO SOCKERS (PROFESSIONAL INDOOR SOCCER) FOR FIVE YEARS. RISLEY, A SAN DIEGO NATIVE, EARNED A BACHELOR'S OF SCIENCE DEGREE IN MARKETING FROM HUMBOLDT STATE UNIVERSITY. HE RESIDES IN WEST SACRAMENTO WITH HIS WIFE, KARI AND HAS 4 DAUGHTERS, JORDAN (27), JOSIE FRANCES (25), ALLY (24), LILLY (20) AND HAS A 1 YEAR OLD GRAND PUP NAMED SABZI.



ARAN RUSH
Vice President,
Arena Operations

Aran Rush begins his eighth season with the Kings and currently serves as the Vice President of Arena Operations. In his role, Rush provides direction and leadership over all aspects of facility operations, booking, guest experience, box office, event production, engineering and maintenance of Golden 1 Center. Focused on elevating the guest experience in the world's most technologically advanced arena. Golden 1 Center is the first professional sporting venue to be recognized as LEED Platinum by the US Green Building Council. Golden 1 Center was recognized by industry peers and named the Facility of the Year by the Sports Business Journal.

Rush has a bachelor's degree from Central Michigan University in Facility Management, a master's degree from St. Thomas University in Sports Administration and a certificate in executive leadership from Cornell University. He is a graduate of the Oglebay Facility Management School. He and his wife Carmen currently reside in Elk Grove and are proud parents of their son Liam and their daughter Isabella.



RYAN SPILLERS
Vice President, Marketing

Ryan Spillers begins his ninth season with the organization, leading the Marketing team and initiatives for the Sacramento Kings, Golden 1 center, Stockton Kings, and Kings Guard Gaming. His career spans two decades and includes stints with the NBA's Atlanta Hawks, Sacramento Monarchs, and NHL's Anaheim Ducks, as well as Team One, a division of the Saatchi & Saatchi network of agencies.

A native of Louisiana, Spillers graduated from Emory University's Goizueta Business School with concentrations in Marketing, Finance and Organization & Management, and a minor in Economics. He extended his studies at The London School of Economics.

Spillers serves on the NBA's Marketing Advisory Council, Leadership Sacramento, and is involved in mentoring programs. He lives in Sacramento with his wife and three young children.



PLAYERS

#40 HARRISON BARNES

POSITION: Forward

HEIGHT/WEIGHT: 6-8 / 225lbs

YEARS: 11th NBA Season

BEFORE NBA/COUNTRY: North Carolina / USA

HIGH SCHOOL: Ames High School (Ames, IA)

BORN: 05/30/92 (Ames, IA)

NBA REGULAR SEASON STATISTICS

YEAR-TEAM	G	MIN	FGM	FGA	PCT	FG3M	FG3A	PCT	FTM	FTA	PCT	OFF	DEF	TOT	AST	PF	DQ	STL	TO	BLK	PTS	RPG	APG	PPG
12-13 GSW	81	2058	276	628	.439	52	145	.359	144	190	.758	53	280	333	98	140	0	52	101	14	748	4.1	1.2	9.2
13-14 GSW	78	2204	271	679	.399	66	190	.347	130	181	.718	66	245	311	116	158	0	65	84	20	738	4.0	1.5	9.5
14-15 GSW	82	2318	316	656	.482	87	215	.405	108	150	.720	117	336	453	116	146	0	61	71	19	827	5.5	1.4	10.1
15-16 GSW	66	30.9	295	633	.466	82	214	.383	102	134	.761	77	248	325	117	136	1	41	57	10	774	4.9	1.8	11.7
16-17 DAL	79	2804	599	1280	.468	78	222	.351	242	281	.861	93	301	394	116	128	0	65	102	15	1518	5.0	1.5	19.2
17-18 DAL	77	2634	537	1208	.455	119	333	.357	259	313	.827	77	391	468	152	94	0	49	118	14	1452	6.1	2.0	18.9
18-19 DAL/SAC	77	2533	431	1027	.420	174	441	.395	229	278	.824	57	304	361	115	122	0	50	98	13	1265	4.7	1.5	16.4
19-20 SAC	72	2482	365	793	.460	102	268	.381	214	267	.801	77	278	355	159	93	0	43	88	12	1046	4.9	2.2	14.5
20-21 SAC	58	2102	319	642	.497	100	256	.391	195	235	.830	64	321	385	201	75	0	43	93	11	933	6.6	3.5	16.1
21-22 SAC	77	2580	391	834	.469	142	360	.394	341	413	.826	82	350	432	186	94	0	53	118	14	1265	5.6	2.4	16.4
TOTALS	747	23763	3800	8380	.453	1002	2644	.379	1964	2442	.804	763	3054	3817	1376	1186	1	522	930	142	10566	5.1	1.8	14.8

NBA PLAYOFFS STATISTICS

YEAR-TEAM	G	MIN	FGM	FGA	PCT	FG3M	FG3A	PCT	FTM	FTA	PCT	OFF	DEF	TOT	AST	PF	DQ	STL	TO	BLK	PTS	RPG	APG	PPG
12-13 GSW	12	461	72	162	.444	19	52	.365	30	35	.857	18	59	77	15	33	0	7	16	5	193	6.4	1.3	16.1
13-14 GSW	7	156	19	48	.396	8	21	.381	9	16	.563	7	21	28	8	13	0	1	5	3	55	4.0	1.1	7.9
14-15 GSW	21	681	88	200	.440	22	62	.355	25	34	.735	45	65	110	32	45	0	17	22	11	223	5.2	1.5	10.6
15-16 GSW	24	743	82	213	.385	26	76	.342	26	34	.765	27	85	112	30	46	0	17	18	4	216	4.7	1.3	9.0
TOTALS	64	2040	261	623	.419	75	211	.355	90	119	.756	97	230	327	85	137	0	42	61	23	687	5.1	1.3	10.7

TRANSACTIONS/CAREER NOTES: An early entrant candidate selected in the first round (7th overall) of the 2012 NBA Draft by the Golden State Warriors after his sophomore season at North Carolina (6/28/12) ... Signed a contract with Golden State (7/3/12) ... Had his team option exercised extending contract with Golden State (10/23/13) ... Had his team option exercised extending contract with Golden State (10/30/14) ... Signed a multi-year contract with Dallas (7/8/16) ... Acquired in a trade by Sacramento from Dallas for Justin Jackson and Zach Randolph (2/7/19) ... Signed a multi-year deal with Sacramento (7/8/19).

NBA HONORS/AWARDS: Named to the 2012-13 All-Rookie First Team ... A member of Team Shaq who started during the 2013 Rising Stars Challenge ... Selected to compete on Team Hill for the 2014 Rising Stars Challenge as he became the third Warriors player (Stephen Curry, Jason Richardson) to participate in the Rising Stars Challenge during his rookie and sophomore season after he played for Team Hill at 2014 All-Star Weekend ... 2014 Slam Dunk Contest participant as he was the third player in Warriors franchise history to compete in the Slam Dunk contest along with Jason Richardson (2004) and Otis Smith (1988) ... 2015 NBA Finals Champion with the Golden State Warriors.

NBA CAREER: Averaging 14.8 ppg (.453 FG%, .379 3pt%, .804 FT%), 5.1 rpg, 1.8 apg, 0.7 spg and 31.8 mpg in 747 career games (686 starts) over 10 seasons with three teams: Golden State (2012-16), Dallas (2016-19) and Sacramento (2018-22)... Ranks eighth in Kings franchise history in career 3-point field goals made (397) and 3-point field goal percentage (.392).

NBA PLAYOFFS: Averaging 10.7 ppg (.419 FG%, .355 3pt%, .756 FT%). 5.1 rpg, 1.3 apg, 0.7 spg, 0.4 bpg and 31.9 mpg in 64 career playoff games (56 starts) with one team: Golden State (2012-16) ... Ranks ninth in games played (64), 10th in steals (42), seventh in offensive rebounds (97), eighth in defensive rebounds (230) and sixth in 3-pointers made (75) on the Warriors franchise postseason leaders list.

2021-22 (Sacramento): Averaged 16.4 ppg (.469 FG%, .394 3pt%, .826 FT%), 5.6 rpg, 2.4 apg, 0.7 spg and 33.5 mpg in 77 games (77 starts) ... Reached 10,000 points for his career at MIL (1/22/22) ... Moved to ninth in franchise history in made 3s, passing Bobby Jackson at UTA (3/12/22) ... Surpassed Ben McLeMore for eighth on the franchise's all-time 3-pointers made leaders list at IND (3/23/22) ... Ranked 12th in the NBA in total free throws made and 14th (.483) in corner 3-point shooting percentage (min. 50 corner 3FGA) ... Scored in double figures in 66 games, including 25 games with 20+ points and two games with 30+ points ... Scored 20 points or more in five consecutive contests (2/3-2/12) ... Grabbed 10+ rebounds in five games and 15 rebounds in one game ... Recorded five double-doubles ... Made 10 or more free throws in seven games ... Missed five games ... Inactive in five games due to a right foot sprain (11/26-12/4) ... **Top Single-Game Performances:** Scored a career-high 36 points, going 10-of-19 from the floor, including a career-high eight made 3s in a win at POR (10/20/21) ... Grabbed a career-high 15 rebounds while adding 25 points for a double-double vs. UTA (10/22/21) ... Had a 22-point, nine-rebound performance on 10-of-18 shooting, including a game-winning 3-pointer at the

#40 HARRISON BARNES

BARNES' CAREER HIGHS

MIN:	49	11/20/13	MEM	@	GSW
FGM:	13 (4)	01/26/17	DAL	@	OKC
FGA:	28	12/02/18	LAC	@	DAL
3FGM:	8	10/20/21	SAC	@	POR
3FGA:	12	10/28/17	PHI	@	DAL
FTM:	13	03/11/17	DAL	@	PHX
FTA:	14 (4)	03/03/22	SAC	@	SAS
OREB:	6	03/01/16	ATL	@	GSW
DREB:	12	12/25/14	GSW	@	LAC
REB:	15	10/22/21	UTA	@	SAC
AST:	8 (3)	03/22/21	SAC	@	CLE
STL:	4 (5)	04/03/21	MIL	@	SAC
TO:	6 (3)	11/08/21	PHX	@	SAC
BLK:	2 (10)	03/14/22	CHI	@	SAC
PTS:	36	10/20/21	SAC	@	POR

buzzer at PHX (10/27/21) ... Shot 7-for-14 from the field and 11-of-12 at the charity stripe, totaling 28 points and nine rebounds at ATL (1/26/22) ... Posted 30 points and eight boards vs. MIN (2/9/22) ... Went 11-for-14 at the free-throw line, tying his career high in free throw attempts, scoring 27 points in a win at SAS (3/3/22).

2020-21 (Sacramento): Averaged 16.1 ppg (.497 FG%, .391 3pt%, .830 FT%), 6.6 rpg, 3.5 apg, 0.7 spg and 36.2 mpg in 58 games (58 starts) ... Scored in double figures in 47 games, including 20 points or more in 22 games and 30 or more points in one game ... Scored in double figures in 13 consecutive games to start the season (12/23- 1/15) ... Grabbed 10 or more rebounds in nine games ... Recorded six double-doubles ... Missed 14 games ... Inactive in two games due to left foot strain (2/18-2/20)... Did not dress in one game due to a left foot strain (2/21) ... Inactive in 11 games due to left adductor tightness (4/28-5/16) ... **Top Single-Game Performances:** Grabbed a season-high 14 rebounds at SAS (3/31/21) ... Secured a double-double with 16 points and 11 boards, including a game-winner at the buzzer vs. CLE (3/27/21)... Scored 26 points on 9-of-10 shooting vs. LAL (4/2/21) ... Tallied a career-high tying four steals vs. MIL (4/3/21) ... Totaled 21 points and 12 rebounds at MIN (4/5/21).

BARNES' PLAYOFF CAREER HIGHS

MIN:	53	05/06/13	GSW	@	SAS
FGM:	10 (2)	05/27/15	HOU	@	GSW
FGA:	26	05/12/13	SAS	@	GSW
3FGM:	5	04/30/13	GSW	@	DEN
3FGA:	10	04/30/13	GSW	@	DEN
FTM:	7	05/12/13	SAS	@	GSW
FTA:	7	05/12/13	SAS	@	GSW
OREB:	6	06/14/15	CLE	@	GSW
DREB:	9 (2)	05/01/16	POR	@	GSW
REB:	12 (2)	05/01/16	POR	@	GSW
AST:	4 (2)	05/21/15	HOU	@	GSW
STL:	2 (8)	05/30/16	OKC	@	GSW
TO:	5	05/13/15	MEM	@	GSW
BLK:	2 (2)	06/11/15	GSW	@	CLE
PTS:	26	05/12/13	SAS	@	GSW

2019-20 (Sacramento): Averaged 14.5 ppg (.460 FG%, .381 3pt%, .801 FT%), 4.9 rpg, 2.2 apg, 0.6 spg and 34.5 mpg in 72 games (72 starts) ... Led the team in scoring in 12 games, rebounding in seven games and assists in seven games ... Scored in double figures in 51 games, including 18 games with 20+ points and three games with 30+ points ... Secured 10 or more rebounds in four games ... Recorded four double-doubles ... **Top Single-Game Performances:** Scored 30 points going 10-for-19 from the field and 9-of-10 from the free-throw line in his first 30-point game for the Kings in a win vs. Denver (11/30/19) ... Posted 21 points, 10 rebounds and five assists at San Antonio (12/6/19) ... Scored 30 points as he went 9-of-12 from the floor and 10-for-12 from the line vs. New Orleans (1/4/20) ... Recorded 14 points, five rebounds and a season-high seven assists in a win vs. Minnesota (2/3/20) ... Shot 11-of-17 from the field, including a career-high tying seven made 3-point field goals as he notched a season-high 32 points in a win vs. Memphis (2/20/20) ... Notched 25 points, eight rebounds and a career-high tying two blocks in a win vs. New Orleans (8/11/20).

2018-19 (Dallas/Sacramento): Averaged 16.4 ppg (.420 FG%, .395 3pt%, .824 FT%), 4.7 rpg, 1.5 apg, 0.7 spg, and 32.9 mpg in 77 games (77 starts) ... Traded from the Dallas Mavericks to the Sacramento Kings on Feb. 7, 2019 in exchange for Justin Jackson and Zach Randolph ... Averaged 17.7 ppg (.404 FG%, .389 3pt%, .833 FT%), 4.2 rpg, 1.3 apg, 0.7 spg and 32.3 mpg in

49 games (49 starts) with the Mavericks ... Led Dallas in scoring in 19 games and in rebounding in one game ... Averaged 14.3 ppg (.455 FG%, .408 3pt%, .800 FT%), 5.5 rpg, 1.9 apg, 0.6 spg and 33.9 mpg in 28 games (28 starts) with the Kings ... Led Sacramento in scoring in four games, in rebounding in five games and in assists in one game ... Scored in double figures in 67 games, including 20 games with 20 or more points and two contests with 30+ points ... Grabbed 10-plus boards in four games ... Collected four double-doubles ... Missed four games ... Inactive in four games due to a right hamstring strain (10/17-10/24/18) ... **Top Single-Game Performances:** Recorded 23 points, five rebounds and a career-high tying four steals in a win at Chicago (11/12/18) ... Scored a season-high 30 points as he went 11-for-28 from the field setting his career-high in field goal attempts to go with nine rebounds in a win vs. the LA Clippers (12/2/18) ... Tied his season-high with 30 points going 10-for-16 from the floor, including 5-of-8 from beyond the arc at Denver (12/18/18) ... Scored 25 points as he made eight shots on 11 field goal attempts, including a career-high seven made 3-pointers at Oklahoma City (12/31/18) ... Collected a double-double with 15 points and a career-high 14 rebounds vs. Milwaukee (2/27/19) ... Posted 22 points and 10 boards going 7-of-13 from the field in a win vs. New York (3/4/19) ... Notched 29 points to go along with four boards, one assist and one block vs. New Orleans (4/7/19).

2017-18 (Dallas): Averaged 18.9 ppg (.445 FG%, .357 3pt%, .827 FT%), 6.1 rpg, 2.0 apg, 0.6 spg and 34.2 mpg in 77 games (77 starts) ... Set new single season career-highs in rebounds per game and assists per game ... Ranked 27th in points per game and 17th in minutes per game in the NBA ... Led Dallas in points in 39 games and in rebounds in 25 games ... Scored in double figures in 73 games, including 33 contests with 20 points or more and four games with 30-plus points ... Totaled 10+ rebounds in 10 games ... Recorded a career-high eight double-doubles, including six games with 20 points and 10 assists or more ... Missed five games ... Inactive in two games due to a left ankle sprain (2/5/18, 2/8/1/18) ... Inactive in three games due to rest (3/17/18, 4/4/18, 4/10/18) ... **Top Single-Game Performances:** Recorded 24 points, including 16 fourth quarter points vs. Sacramento (10/20/17) ... Scored 25 points going 9-for-17 from the floor and 7-of-12 setting his career-high for 3-pointers made vs. Philadelphia (10/28/17) ... Collected nine rebounds to go with a season-high 31 points in a win at Washington (11/7/17) ... Knocked down 10 of his 21 field goal attempts for a season-high tying 31 points vs. Boston (11/20/17) ... Posted 22 points and nine rebounds as he made the a buzzer beating 3-pointer in a win at Memphis (11/22/17) ... Totaled 17 points, eight rebounds a career-high six assists and two steals vs. Brooklyn (11/29/17) ... Went 9-for-13 from the field for 25 points while adding 11 rebounds and two assists for a double-double in a win at Charlotte (1/10/17) ... Dished out a career-high tying six assists to go with 20 points and five rebounds in a win vs. Sacramento (3/27/18).

2016-17 (Dallas): Averaged 19.2 ppg (.468 FG%, .351 3pt%, .861 FT%), 5.0 rpg, 1.5 apg, 0.8 spg and 35.5 mpg in 79 games (79 starts) ... Set new single season career-highs in points per game, in free throw percentage and tied his career-high in steals per game ... Ranked 12th in minutes per game and ranked seventh in total minutes played (2,803) in the NBA ... Led Dallas in scoring in 37 games ... Scored in double figures in 73 games, including 30 games with 20 points or more and seven outings with 30-plus points ... Totaled 10+ points in 43 straight games to begin the season, the longest double-digit scoring streak by any player to start his tenure with the Mavericks and the longest of his career ... Totaled 10+ rebounds in one game ... Recorded one double-double ... Missed three games ... Did not play in one game due to rest (4/9/17) ... Did not dress in one game due to rest (4/11/17) ... Not with team in one game due to rest (4/12/17) ... **Top Single-Game Performances:** Shot 13-for-23 from

#40 HARRISON BARNES

the field setting a new career-best for field goals made as he scored 31 points vs. Houston (10/28/16) ... Collected 10 rebounds and 17 points for his only double-double of the season vs. Portland (11/4/16) ... Made a career-high tying 13 field goals on 26 attempts as he went 6-for-7 from the charity stripe to finish with a career-high 34 points to go with eight rebounds, two assists and two steals in a win vs. Milwaukee (11/6/16) ... Tied his career-high as he knocked down 13 field goals on 23 tries for 30 points at Minnesota (1/9/17) ... Notched 22 points, four rebounds and five assists in 36 minutes at Phoenix (1/12/17) in Mexico City as he surpassed 10,000 career minutes ... Posted 31 points going 13-of-26 from the field to tie his career-high in field goals made at Oklahoma City (1/26/17) as he eclipsed 4,000 points for his career ... Totaled 23 points going 13-for-14 from the free throw line setting new career-highs in free throws made and attempted vs. Phoenix (3/11/17) ... Recorded 31 points on 9-of-13 shooting while going a perfect 10-for-10 from the free throw line as he scored 25 second half points in a win vs. Milwaukee (4/2/17).

2015-16 (Golden State): Averaged 11.7 ppg (.466 FG%, .383 3pt%, .761 FT%), 4.9 rpg, 1.8 apg, 0.6 spg and 30.9 mpg in 66 games (59 starts) ... As a starter, averaged 11.8 ppg (.467 FG%, .385 3pt%, .748 FT%), 5.0 rpg, 1.8 apg, 0.6 spg and 31.6 mpg in 59 games ... As a reserve, averaged 11.0 ppg (.456 FG%, 5-14 3pt, 10-11 FT), 4.0 rpg, 1.6 apg, 1.1 spg and 25.2 mpg in seven games ... Helped the Warriors win an NBA-record 73 games during the regular season topping the Chicago Bulls 72-10 record from the 1995-96 season ... Scored in double figures in 42 games, including six games with 20-plus points ... Totaled 10+ rebounds in two games ... Recorded one double-double ... Missed 16 games ... Inactive in 15 games due to a sprained left ankle (11/28-12/31/15) ... Did not dress in one game due to a sprained left ankle (1/2/16) ... **Top Single-Game Performances:** Recorded 19 points as he went 7-for-11 from the field while adding four rebounds, three assists, three steals and one block in a win at Memphis (11/11/15) ... In his 200th career start, scored a season-high tying 21 points on 9-of-15 shooting to go with seven rebounds in a win at the LA Clippers (11/19/15) ... Recorded 11 points, six rebounds, two assists and two steals as he made a game-winning 3-pointer with 0.2 seconds to play in a win at Philadelphia (1/30/16) for his second career game-winner with two seconds or less in regulation ... Totaled 12 points, eight rebounds and two assists, including a career-high six offensive boards in a win vs. Atlanta (3/1/16) ... Posted a double-double with 15 points and a season-high tying 11 rebounds in a win at Utah (3/30/16), which marked the 300th game of his career ... Shot 8-of-11 from the floor, including 4-for-5 from beyond the arc as he tallied 20 points and five rebounds vs. Minnesota (4/5/16).

2016 NBA Playoffs: Averaged 9.0 ppg (.385 FG%, .342 3pt%, .765 FT%), 4.7 rpg, 1.3 apg, 0.7 spg and 30.9 mpg in 24 games (23 starts) ... As a starter, averaged 9.2 ppg (.386 FG%, .347 3pt%, .765 FT%), 4.5 rpg, 1.2 apg, 0.7 spg and 31.3 mpg in 23 games ... As a reserve, totaled five points (2-6 FG, 1-4 3pt), eight rebounds, two assists and two steals in 22 minutes in one game ... Averaged 9.3 ppg (.352 FG%, .310 3pt%, .600 FT%), 4.4 rpg, 1.4 apg, 0.7 spg, 0.4 and 31.7 mpg in seven games (7 starts) during the 2016 NBA Finals for the Warriors ... Scored in double figures in 11 games ... Grabbed 10 or more rebounds in one game ... Recorded one double-double ... **Top Single-Game Performances:** Posted his third career postseason double-double with 10 points and tied his career-high for the playoffs with 12 rebounds, including a postseason career-high tying nine defensive boards in a win vs. Portland (5/1/16) ... Totaled 17 points, eight rebounds and three assists as he shot 7-for-11 from the floor at Cleveland (6/8/16) ... Scored 14 points in addition to eight boards, two assists and one steal in a win vs. Cleveland (6/10/16).

2014-15 (Golden State): Averaged 10.1 ppg (.482 FG%, .405 3pt%, .720 FT%), 5.5 rpg, 1.4 apg, 0.7 spg and 28.3 mpg in 82 games (82 starts) ... Set new single season career-highs in 3-point field goal percentage and games played ... One of 11 players during the 2014-15 campaign to play in all 82 contests ... Ranked 12th in 3-point field goal percentage and 12th in effective field goal percentage (.548) ... Scored in double figures in 46 games, including five games with 20 or more points ... Posted 10+ rebounds in six games ... Notched six double-doubles ... **Top Single-Game Performances:** Posted a double-double with 12 points, 13 rebounds, three assists and two steals, including a career-high 12 defensive rebounds at the LA Clippers (12/25/14) ... Recorded 23 points and seven rebounds on 8-of-14 shooting as he made five 3-pointers on five attempts in a win vs. Oklahoma City (1/5/15) as he was the first Warriors player to knock down five or more 3s without a miss since Anthony Morrow on Mar. 8, 2010 ... Totaled nine points going 4-for-10 from the floor in a win at Philadelphia (2/9/15) as he became the 75th player in Warriors history to reach 2,000 points with the team ... Tallied 12 points, six rebound and one assist in a win vs. Dallas (3/6/15) marking the 300th assist of his career ... Scored a season-high 25 points as he went 11-of-13 from the field and added four rebounds, one assist and one steal in a win vs. Atlanta (3/18/15) ... Scored four points, including a game-winner with 0.4 seconds remaining in a win vs. Phoenix (4/2/15), which was the first buzzer beater of his career with two seconds or less to go in the game.

2015 NBA Playoffs: Averaged 10.6 ppg (.440 FG%, .355 3pt%, .735 FT%), 5.2 rpg, 1.5 apg, 0.8 spg, 0.5 bpg and 32.4 mpg in 21 games (21 starts) ... Averaged 8.8 ppg (.373 FG%, .421 3pt%, .778 FT%), 5.8 rpg, 0.8 apg, 0.8 spg, 0.5 bpg and 32.9 mpg in six games during the 2015 NBA Finals to help the Warriors win the 2015 NBA Finals Championship ... Scored in double figures in 14 games, including one game with 20 or more points; had a playoff career-best seven straight games with 10+ points from May 3 to May 19 ... Grabbed 10 or more rebounds in one game ... **Top Single-Game Performances:** Shot 7-for-10 from the field for 16 points to go with six rebounds and one assist at Memphis (5/9/15) ... Totaled 24 points as he made a playoff career-high 10 field goals on 20 attempts to go with seven rebounds and one steal in a win vs. Houston (5/27/15) ... Posted eight points, 10 rebounds, two assists, two steals and one block, including a playoff career-high six offensive boards in a win vs. Cleveland (6/14/15) ... Recorded nine points, two rebounds, two assists and one steal in a championship clinching win at Cleveland (6/16/15).

2013-14 (Golden State): Averaged 9.5 ppg (.399 FG%, .347 3pt%, .718 FT%), 4.0 rpg, 1.5 apg, 0.8 spg and 28.3 mpg in 78 games (24 starts) ... As a starter, averaged 12.2 ppg (.412 FG%, .296 3pt%, .680 FT%), 4.7 rpg, 2.1 apg, 1.1 spg and 36.4 mpg in 24 games ... As a reserve, averaged 8.3 ppg (.391 FG%, .378 3pt%, .745 FT%), 3.7 rpg, 1.2 apg, 0.7 spg and 24.6 mpg in 54 games ... Set single season career-high in steals per game ... Scored in double figures in 35 games, including five games with 20 or more points and one game with 30+ points ... Posted 10+ rebounds in one outing ... Notched one double-double ... Missed four games ... Did not play in four games due to left toe inflammation (10/30-11/4/13) ... **Top Single-Game Performances:** Posted 16 points, eight boards and five assists in a career-high 49 minutes vs. Memphis (11/20/13) ... Totaled 14 points, seven rebounds, two assists, one block and a new career-high four steal at Houston (12/6/13) ... Recorded his lone double-double with 20 points, 12 rebounds, four assists and one steal vs. Houston (12/13/13) ... Scored 23 points off the bench on 9-of-15 shooting while adding six rebounds, one steal and one block (2/8/14) ... Went 11-for-21 from the field and 3-of-5 from beyond the arc for a season-high 30 points to go with five rebounds, three assists and one steal in a win at Denver (4/16/14).

2014 NBA Playoffs: Averaged 7.9 ppg (.396 FG%, .381 3pt%, .563 FT%), 4.0 rpg, 1.1 apg, 0.4 bpg and 22.2 mpg in seven games (0 starts) ...

#40 HARRISON BARNES

Scored in double digits in two games ... **Top Single-Game Performances:** Recorded 14 points, eight rebounds, one assist and one block in a win vs. the LA Clippers (4/19/14) ... Knocked down six of his seven field goal tries, including 2-of-3 on 3-pointers while tallying two rebounds, four assists and one steal in a win vs. the LA Clippers (4/27/14).

2012-13 (Golden State): An All-Rookie First Team Selection after he averaged 9.2 ppg (.439 FG%, .359 3pt%, .758 FT%), 4.1 rpg, 1.2 apg, 0.6 spg and 25.4 mpg in 81 games (81 starts) ... Set single season career-high in steals per game ... Among first-year players, ranked fifth in points per game, 10th in rebounds per game, 10th in field goal percentage and seventh in 3-point field goal percentage ... Scored in double figures in 35 games, including three games with 20-plus points ... Posted 10+ rebounds in five contests ... Recorded four double-doubles ... Missed one game ... Did not play in one game due to a sore left knee (1/29/13) ... **Top Single-Game Performances:** Totaled 19 points, 13 rebounds, one assist and one steal in a win vs. Atlanta (11/14/12) as he is the last Warriors rookie with 19 points and 13 rebounds or more in a single game and the first since Anthony Randolph had 24 points and 16 rebounds on Apr. 13, 2009 vs. San Antonio; he was the first Warriors rookie with 13+ boards since Chris Hunter grabbed 13 rebounds on Mar. 6, 2013 at Charlotte ... Posted a double-double with 20 points and 12 rebounds as he shot 8-for-16 from the field in a win at Dallas (11/19/12) ... Made eight shots on 11 field goal attempts, including going 5-for-6 from 3-point distance to go with six rebounds at Denver (1/13/13) ... Notched a season-high 21 points while adding eight rebounds in a win vs. Phoenix (2/2/13) ... Tallied 16 points, six rebounds and three steals going 7-for-17 from the floor at Boston (3/1/13).

2013 NBA Playoffs: Averaged 16.1 ppg (.444 FG%, .365 3pt%, .857 FT%), 6.4 rpg, 1.3 apg, 0.6 spg, 0.4 bpg and 38.4 mpg in 12 games (12 starts) ... One of 14 rookies in NBA history to average 16.0 points and 6.0 rebounds per game during the playoffs (min. 10 games); Sixers guard/forward Ben Simmons (2018) was the last rookie to average 16.0 points and 6.0 rebounds per game during the playoffs and prior to Barnes, former Spurs center David Robinson was the last first-year player to accrue averages of 16.0 points and 6.0 rebounds per game during San Antonio's 1990 NBA postseason run ... Led all rookies in points per game and rebounds per game ... Scored in double digits nine times, including four contests with 20+ points; had a career-high seven consecutive outings with 10 or more points from Apr. 30 to May 14 ... Collected 10 or more rebounds in two games ... Posted two double-doubles ... **Top Single-Game Performances:** Set new career-highs for the playoffs going 5-for-10 from beyond the arc as he shot 7-of-17 from the field for 23 points to go along with nine rebounds, two steals and one assist at Denver (4/30/13) ... Notched 19 points and a playoff career-high 12 rebounds, including a playoff career-high nine rebounds on the defensive end in a postseason career-high 53 minutes at San Antonio (5/6/13) ... Posted a postseason career-high 26 points while adding 10 rebounds, one assist and one steal as he set his playoff career-highs going 7-of-7 from the charity stripe in a win vs. San Antonio (5/12/13).

COLLEGE (North Carolina, 2010-12): Averaged 16.4 ppg (.430 FG%, .349 3pt%, .734 FT%), 5.5 rpg, 1.3 apg, 0.9 spg, 0.4 bpg and 29.3 mpg in 75 career collegiate games (73 starts) in two seasons for the Tar Heels ... 18th in career points per game in program history ... His jersey No. 40 was honored by his alma mater after he was a NABC Second Team All-America selection during the 2011-12 season ... Assisted in back-to-back Elite Eight appearances by North Carolina ... As a sophomore, averaged 17.1 ppg (.440 FG%, .358 3pt%, .723 FT%), 5.2 rpg, 1.1 apg, 1.1 spg and 29.2 mpg in 38 games (37 starts) during the 2011-12 season ... Scored the 20th most points (648) in a single season in North Carolina Men's Basketball annals ... For his performances during his second season with UNC he was selected to the NABC All-America Second Team, NABC All-District (2) First Team, Sporting News All-American Third Team, All-ACC First Team, All-ACC Tournament Second Team and USBWA All-District Team ... **Top Single-Game Performances:** Totaled 26 points and 10 rebounds for a double-double as he went 9-for-15 from the floor and knocked down seven of his eight free throw attempts in a win vs. Texas (12/21/11) ... Went 10-of-15 on field goals for 25 points while adding five rebounds and four steals in a win vs. Boston College (1/7/12), which set the Tar Heel record for most steals in a single game against Boston College ... Scored 27 points going 8-for-14 from the field and 10-of-12 from the free throw line while adding six rebounds, three steals and one block in a win at Virginia Tech (1/19/12) ... Recorded 23 points and seven rebounds in the ACC Tournament Championship game against Florida State (3/11/12) ... As a freshman, averaged 15.6 ppg (.421 FG%, .344 3pt%, .750 FT%), 5.8 rpg, 1.4 apg, 0.7 spg, 0.4 bpg and 29.4 mpg in 37 games (36 starts) during the 2010-11 season ... Fifth highest points per game average (15.7) and fourth most points (580) in a single season by a freshman in UNC Men's basketball history ... His freshman honors included ACC Rookie of the Year, All-ACC Second Team, NABC All-District (2) Second Team, USBWA All-District Team, USBWA and FoxSports.com Freshman All-America, All-ACC Tournament First Team and NCAA East Regional All-Tournament ... Just the ninth Tar Heel to earn ACC Rookie of the Year, 14th to garner Freshman All-America honors and the 11th North Carolina freshman to be selected to the All-ACC Tournament First Team ... Awarded ACC Rookie of the Week three times ... Averaged 24.7 ppg (.556 FG%, .500 3pt%, .867 FT%), 5.0 rpg, 1.0 apg and 37.3 mpg in three games (3 starts) during the ACC Men's Basketball Tournament ... Averaged 21.0 ppg (.427 FG%, .333 3pt%, .692 FT%), 8.3 rpg, 2.0 apg, 1.8 spg, 0.8 bpg and 33.8 mpg in four games (4 starts) during the NCAA Men's Basketball Tournament ... His 84 total points and 21.0 points per game during NCAA Tournament play is the most points and highest points per game average by a UNC freshman in an NCAA Tournament ... Was the first freshman Tar Heel to score 20-plus points in each of his first three career NCAA Tournament contest and just the second player in program history regardless of class to complete the feat ... Joined Tyler Zeller as the first players at North Carolina to score 20 or more points in three consecutive NCAA games since 2005 ... **Top Single-Game Performances:** Scored 19 points to go with 10 rebounds, two assists and one steal in a win vs. Long Beach State (12/11/10) ... Made 12-of-17 field goal attempts, tying the ACC freshman record for field goals made while also going 6-for-8 from beyond the arc and 10-of-11 from the free throw line for 40 points, eight rebounds and one assist, including 14 points in overtime alone in an ACC Tournament semifinal win against Clemson (3/11/11) setting the record for the most points by any player in the ACC semifinals while tying a conference record for the most points in an ACC game by a freshman; the game is tied for the fifth highest single game point total in ACC Tournament history and was the first 40-point performance in the ACC Tournament since Randolph Childress scored 40 for Wake Forest against Duke on Mar. 10, 1995; first time a freshman recorded 40-plus points in a game since Tyler Hansbrough had 40 against Georgia Tech on Feb. 15, 2006 ... Posted a double-double with 24 points, 16 rebounds, three assists and two steals in an NCAA Tournament opening round win vs. LIU-Brooklyn (3/18/11) which tied the school record for the most points by a freshman in his first NCAA Tournament game ... Recorded 20 points, nine rebounds, two blocks, one assist and one steal in a win vs. Marquette (3/25/11) to advance the Tar Heels to the Elite Eight.

USA BASKETBALL: Made the 2019 World Cup roster after participating in USA basketball's training camp ... A member of the 2016 U.S. Olympics Men's Basketball Team that competed in Rio de Janeiro, Brazil that went 8-0 to secure USA's third consecutive Olympic gold medal ... Averaged 4.3 ppg (6-13 FG, 1-3 3pt, 4-4 FT), 1.8 rpg, 0.8 apg, 0.5 spg and 8.0 mpg in four games during the 2016 Olympics ... Averaged 5.8 ppg (.444 FG%, 3-10 3pt, 2-3 FT), 1.6 rpg, 1.0 spg and 14.8 mpg in five games as a member of the 2016 USA National Team who went 5-0 in their

#40 HARRISON BARNES

pre-Olympic tour outings ... Selected to the 2016 U.S. Olympic Men's Basketball Team on June 27, 2016 ... Played for USA Blue Team in the 2015 Showcase after being named to the 2015-16 National Team on Aug. 6, 2015 ... Chosen to be a part of the 2014 USA Select Team that trained with the 2014 USA National Team ... Participated in the 2013 USA National Team minicamp, playing in the 2013 Showcase for USA Blue Team ... Helped the 2010 USA Junior National Select Team defeat the World Select Team in the Nike Hoop Summit with a team-high 27 points.

HIGH SCHOOL: Attended Ames High School in Ames, Iowa and led the Little Cyclones to back-to-back state championships in 2009 and 2010 ... Broke Iowa's state scoring record with 1,787 career points, which was previously held by Fred Hoiberg ... Won 53 straight games during their state title runs (26-0 in 2009, 27-0 in 2010) on his way to earning multiple honors during his prep career alongside Indiana Pacers forward Doug McDermott ... During his senior season, averaged 27.1 points, 10.4 rebounds, 4.0 assists and 4.0 steals as he was honored as USA Today's National Player of the Year and the 2010 Morgan Wootten National Player of the Year Award, which considers character, leadership and student-athlete values ... Named a McDonald's All-American, Mr. Basketball USA, Iowa Mr. Basketball and Iowa Gatorade Player of the Year as well as being selected to USA Today's All-America First Team, Parade All-America First Team and Iowa All-State First Team ... Awarded Most Valuable Player at the 2010 McDonald's All-Star Game, the 2010 Nike Hoop Summit and the 2010 Jordan Brand Classic ... Also MVP of the 2010 state championship game after he scored 19 points in a 47-37 win over Southeast Polk ... The Sporting News' 2009 National High School Athlete of the Year after his junior season as he was honored with a Parade All-America Second Team selection and won his first Iowa Gatorade Player of the Year award while making the All-State First Team.

PERSONAL: Full name is Harrison Bryce Jordan Barnes ... His mother is Shirley Barnes and he has one sister, Jordan-Ashle ... Given the middle name "Jordan" because his mother was a big fan of Michael Jordan ... Barnes and his wife Brittany, got married in the summer of 2017 ... The couple welcomed their first child, August, in August 2021 ... One of nine members on the Executive Committee of the NBPA, serving as Secretary-Treasurer since 2021 ... Honored as the Oscar Robertson Triple-Double Award recipient for the 2021-22 season ... Barnes and his wife, Brittany, gifted 100 families associated with Sierra Health Foundation grocery gift cards to Raley's and provided a meal at Fixin's during the holiday season in 2021 ... In the spring of 2022, participated in The Huddle as part of the Sacramento Kings social justice initiative, Team Up for Change ... Launched a series on his social channels entitled "Conversations with Harrison," in which he speaks with nonprofit and community leaders, educators, athletes, elected officials and business leaders to promote their work and bring attention to their causes ... Co-Founder of Give Us the Ballot ... Barnes donated \$200,000 to eight different nonprofits that were created by victims of police brutality and gun violence ... During the suspension of the 2019-20 season and amid the coronavirus pandemic, Barnes and Brittany, donated \$40,000 to fund weekly groceries for vulnerable families and seniors for an entire month ... Him and his wife also provided Dutch Bros. coffee and pastries to physicians and staff who were working on the front lines in the ICU at the Kaiser Permanente South Sacramento Medical Center ... Along with teammates, jointly donated more than 1,000 meals to families and children during the COVID-19 pandemic while also directly supporting local restaurants ... Advised youth in India and Iowa who participated in the Jr. NBA Global Championship regarding skills both on and off the court ... In June 2017, he hosted a youth basketball camp and leadership discussion with former Dallas Police Chief David Brown in South Dallas ... During May of 2017, he traveled to Alicante, Spain, for NBA Zone, which was a free, three-day interactive fan event presented by BBVA ... Has hosted Holidays With Harrison during the holidays where he surprised youth essay contest winners with an all-expense paid shopping spree at the adidas store in San Francisco ... Supports the Boys & Girls Club of America and was a board member for the Boys & Girls Club of Oakland ... At NBA All-Star 2013, he was an honorary coach for the NBA Cares Special Olympics Unified Sports Basketball Game ... Brought the Larry O'Brien Championship Trophy to his hometown of Ames, Iowa on July 4th where he served as the Grand Marshal for the Ames July 4th Parade ... Barnes received a key to the city from the mayor on July 13, which was declared "Harrison Barnes Day" ... In the summer of 2014, he opened a PO Box for fans to send items for that he would autograph and send back ... Enjoys watching international soccer and traveled to Brazil for the 2014 FIFA World Cup ... A fan of FC Barcelona and brought the Larry O'Brien Championship Trophy to a practice when Barcelona made a stop in the Bay Area before their friendly against Manchester United at Levi's Stadium during the summer of 2015 ... A member of the track and field team in high school (high jump and long jump) and he played saxophone as well as sang in the school choir ... He was a part of DECA (marketing and management club) and SHEPH (students helping to eliminate poverty and hunger) during his time in college and participated in local food drives and worked with the Ronald McDonald House ... Made the honor roll all four years of high school and was an Advanced Placement Scholar (students who receive scores of 3 or higher on three or more AP Exams) ... @hnbarnes on Twitter and Instagram.

#3 TERENCE DAVIS II

POSITION: Guard

HEIGHT/WEIGHT: 6-4 / 201 lbs

YEARS: 4th NBA season

BEFORE NBA/COUNTRY: Ole Miss/USA

HIGH SCHOOL: South Haven High School
(Southaven, MS)

BORN: 05/16/97 (Southaven, MS)

NBA REGULAR SEASON STATISTICS

YEAR-TEAM	G	MIN	FGM	FGA	PCT	FG3M	FG3A	PCT	FTM	FTA	PCT	OFF	DEF	TOT	AST	PF	DQ	STL	TO	BLK	PTS	RPG	APG	PPG
19-20 TOR	72	1209	199	436	.456	94	242	.388	51	59	.864	50	187	237	115	124	2	39	76	14	543	3.3	1.6	7.5
20-21 TOR/SAC	61	1074	195	456	.428	98	267	.367	45	55	.818	20	134	154	83	97	0	44	63	14	533	2.5	1.4	8.7
21-22 SAC	30	536	113	267	.423	49	149	.329	36	44	.818	11	83	94	40	70	1	25	33	11	311	3.1	1.3	10.4
TOTALS	163	2820	507	1159	.437	241	658	.366	132	158	.835	81	404	485	238	291	3	108	172	39	1387	3.9	1.5	8.5

NBA PLAYOFFS STATISTICS

YEAR-TEAM	G	MIN	FGM	FGA	PCT	FG3M	FG3A	PCT	FTM	FTA	PCT	OFF	DEF	TOT	AST	PF	DQ	STL	TO	BLK	PTS	RPG	APG	PPG
19-20 TOR	6	84	14	29	.483	8	19	.421	7	7	1.000	2	11	13	7	11	0	1	6	0	43	2.2	1.2	7.2
TOTALS	6	84	14	29	.483	8	19	.421	7	7	1.000	2	11	13	7	11	0	1	6	0	43	2.2	1.2	7.2

DAVIS' CAREER HIGHS

MIN:	38	01/19/22	DET	@	SAC
FGM:	12	02/02/20	CHI	@	TOR
FGA:	23	01/19/22	DET	@	SAC
3FGM:	7 (2)	01/19/22	DET	@	SAC
3FGA:	13	01/19/22	DET	@	SAC
FTM:	6 (3)	01/19/22	DET	@	SAC
FTA:	7 (2)	01/19/22	DET	@	SAC
OREB:	5	02/08/20	BKN	@	TOR
DREB:	10	01/08/20	TOR	@	CHA
REB:	11	01/08/20	TOR	@	CHA
AST:	7 (3)	05/09/21	OKC	@	SAC
STL:	4	01/20/21	MIA	@	TOR
TO:	5	01/22/21	MIA	@	TOR
BLK:	2 (6)	11/30/21	LAL	@	SAC
PTS:	35	01/19/22	DET	@	SAC

TRANSACTIONS/CAREER NOTES: Went undrafted out of Ole Miss in the 2019 NBA Draft (6/20/19) ... Signed a contract with the Toronto Raptors (7/11/19) ... Acquired by the Sacramento Kings from Toronto in exchange for a 2021 second-round pick (3/26/21) ... Signed multi-year contract with the Kings (8/6/21).

NBA CAREER: Averaging 8.5 ppg (.437 FG%, .366 3pt%, .835 FT%), 3.0 rpg and 1.5 apg in 17.3 mpg in 163 career NBA games (19 starts) over three seasons with two teams: Toronto (2019-21) and Sacramento (2020-22)... Selected to 2019-20 NBA All-Rookie Second Team.

NBA PLAYOFFS: Averaging 7.2 ppg (.483 FG%, .421 3pt%, 7-7 FT), 2.2 rpg and 1.2 apg in 14.0 mpg in six career postseason games (0 starts) with one team: Toronto (2019-20).

2021-22 (Sacramento): Averaged 10.4 ppg (.423 FG%, .329 3pt%, .818 FT%), 3.1 rpg, 1.3 apg and 0.8 spg in 17.9 mpg in 30 games (11 starts) ... Scored in double figures in 13 games, including four games with 20+ points and one game with 30+ points ... Missed 52 games, including 44 games due to injury/illness ... Inactive in four games due to left ankle soreness (11/10, 12/31, 1/4-1/5) ... Inactive in five games due to health and safety protocols (12/15-12/22) ... Did not dress in one game due to left ankle soreness (1/2) ... Inactive in one game due to right wrist soreness (1/26) ... Inactive in three games due to a right wrist ECU tendon injury (1/29-2/2) ... Inactive in 30 games due to right wrist ECU tendon recovery (2/3-4/10) ...

Top Single-Game Performances: Recorded 28 points on 9-of-16 shooting while going 6-for-11 from beyond the arc vs LAC (12/4) ... Played in a career-high 38 minutes, totaling 17 points, six rebounds, five assists and a career-best four steals vs. HOU (1/16/22) ... Set his career-high with 23 field goals attempts, finishing with career-best 35 points, connecting on a career-high tying seven triples vs. DET (1/19/22).

2020-21 (Sacramento/Toronto): Averaged 8.7 ppg (.428 FG%, .367 3pt%, .818 FT%), 2.5 rpg, 1.4 apg and 17.6 mpg in 60 games (4 starts) ... As a starter, averaged 9.0 ppg (.342 FG%, .300 3pt%, 4-5 FT), 3.0 rpg and 1.0 spg in 22.3 mpg in four games ... As a reserve, averaged 8.7 ppg (.435 FG%, .372 3pt%, .820 FT%), 2.5 rpg and 1.4 apg in 17.3 mpg in 57 games ... Traded from the Toronto Raptors to the Sacramento Kings on Mar. 26, 2021 in exchange for a 2021 second-round pick ... Averaged 6.9 ppg (.414%, .361 3pt%, .889 FT%), 1.9 rpg and 1.1 apg in 14.5 mpg in 34 games (4 starts) for Toronto ... Averaged 11.1 ppg (.439 FG%, .372 3pt%, .784 FT%), 3.3 rpg, 1.7 apg and 1.0 spg in 21.5 mpg in 27 games (0 starts) for Sacramento ... Scored in double figures in 22 games, including six efforts of 20+ points ... Missed 10 games ...

Top Single-Game Performances: Set season-high in scoring with 27 points on 10-of-14 shooting and a career-high seven 3s vs. MIL (4/3) ... In a season-high 33 minutes, finished with 24 points and

three steals vs. SAS (5/7) ... Dished out a career-high tying seven assists to go with 18 points vs. OKC (5/9) ... Made 10-of-16 field goal attempts, including five made 3-point field goals, tying his season-high with 27 points in a win vs. OKC (5/11).

#3 TERENCE DAVIS II

2019-20 (Toronto): Averaged 7.5 ppg (.456 FG%, .388 3pt%, .864 FT%), 3.3 rpg and 1.6 apg in 16.8 mpg in 72 games (4 starts) as a rookie ... As a starter, averaged 16.8 points (.463 FG%, .478 3pt%, 6-6 FT), 7.0 rpg, 2.3 apg and 1.3 spg in 29.5 mpg in four games ... As a reserve, averaged 7.0 ppg (.455 FG%, .379 3pt%, .849 FT%), 3.1 rpg and 1.6 apg in 16.0 mpg in 68 games ... Named to NBA All-Rookie Second Team; became the 11th player in franchise history, and first since Jonas Valanciunas in 2013, to receive All-Rookie honors ... Was the only Raptor to appear in every game, becoming just the third rookie in Raptors franchise history to play in every game of a season; joining Vince Carter in 1998-99 (which was a lockout-shortened 50-game season) and Matt Bonner (2004-05) ... Ranked eighth among rookies in field goal percentage and fifth in three-point field goal percentage ... Scored in double figures 26 times, 20+ points in four games and 30+ once ... Grabbed 10+ rebounds in one game ... Recorded one double-double ... Led the team in scoring twice, rebounds three times and assists on one occasion ... Paced the bench in scoring in a team high-tying 16 games ... **Top Single-Game Performances:** Scored all 16 of his points in the fourth quarter and recorded a career-best seven assists vs. CHA (11/18/19) ... In first career start, posted first career double-double with 23 points and a career-high 11 rebounds in 38 minutes at CHA (1/8/20) ... Scored 23 points vs. WAS (1/17/20) ... Recorded a then career-high 31 points (12-15 FG, 6-7 3PT, 1-2 FT) vs. CHI (2/2/20) as he became the sixth Raptors rookie, and first as a reserve, to score 30+ points in a game ... Playoffs: Helped the Raptors reach the Eastern Conference Semifinals ... DNP in five games ... Averaged 7.2 points, 2.2 rebounds and 14.0 minutes in six games ... Shot .483 (14-29) from the field, .421 (8-19) from beyond the arc and a perfect 7-for-7 at the foul line ... Scored in double digits twice in the first round vs. Brooklyn ... Tallied a postseason career-high 14 points and four rebounds in 24 minutes of action in Game 4 against the Nets on Aug. 23 ... Contributed 11 points and four rebounds in Game 1 vs. Brooklyn on Aug. 17.

2020 NBA Playoffs: Averaged 7.2 ppg (.483 FG%, .421 3pt%, 7-7 FT), 2.2 rpg and 1.2 apg in 14.0 minutes in six games (0 starts) ... Averaged 11.3 ppg and 3.3 rpg in 17.8 mpg in three games (0 starts) during the opening series against Brooklyn ... **Top Single-Game Performance:** Tallied a postseason career-high 14 points and added four rebounds at BKN (8/23/20).

COLLEGE (Ole Miss, 2015-19): Averaged 12.5 points, 4.9 rebounds, 2.1 assists, 1.2 steals and 24.3 minutes in 121 career games (82 starts) during four seasons at Mississippi (2015-19) ... Shot .445 (549-1,234) from the floor, .339 (176-519) from three-point territory and .717 (238-332) at the free throw line ... Left ranked seventh in school history in three-point field goals (176), 10th in steals (140) and 12th in points scored (1,512) ... Named to SEC Men's Basketball Community Service Team in each of his final two seasons for his active involvement in the Oxford community ... Selected Second Team All-SEC as a senior, averaging 15.2 points (10th in SEC), 5.8 rebounds, 3.5 assists, 1.6 steals and 31.0 minutes in 33 games (32 starts) ... Shot .444 (179-403) from the floor and .371 (65-175) from beyond the arc ... Scored in double figures 26 times, including nine games with 20 or more points ... Recorded four double-doubles ... Finished with 19 points, eight rebounds, five assists and seven steals in 34 minutes Feb. 6 vs. Texas A&M ... Named SEC Player of the Week (Jan. 14) after averaging 19.5 points in a pair of victories over top 15 teams – Auburn and Mississippi State ... Scored a season-high 30 points in 37 minutes Nov. 16 at Butler ... As a junior, averaged a team-high 13.8 points (20th in SEC), 6.2 rebounds and 27.3 minutes in 32 games (24 starts) ... Scored in double digits in 22 games, reaching the 20-point plateau seven times ... Scored 16 points Mar. 7 vs. South Carolina in the SEC Tournament to become the 39th player in Ole Miss history to eclipse 1,000 career points ... Scored a season-high 30 points Jan. 20 at Arkansas ... Appeared in 36 games (26 starts) as a sophomore, averaging 14.9 points, 5.3 rebounds and 25.3 minutes ... Shot .482 (200-415) from the field ... Scored in double figures 27 times, including six games with 20 or more ... Recorded five double-doubles ... Scored 30 points in a victory over Syracuse in the second round of the NIT Tournament ... Poured in a career-best 33 points (13-21 FG, 3-7 3PT, 4-4 FT) Feb. 14 vs. LSU ... Played in 20 games as a freshman, averaging 1.8 points, 0.9 rebounds and 6.6 minutes.

HIGH SCHOOL: Was a four-year starter at Southaven ... Averaged 22.8 points, 8.2 rebounds, 4.1 assists and 2.8 blocks as a senior ... Received first team all-state honours from the Clarion Ledger and was named to the paper's 'Dandy Dozen' squad ... As a junior, posted averages of 22.0 points and 9.0 rebounds ... Also earned four letters in football, recording 62 catches for 1,062 yards his final season.

PERSONAL: Full name is Terence B. Davis II ... Son of Trinita Smith and Terence Davis ... A four-year letterwinner in football as well in high school ... Posted 62 catch for 1,062 yards in his senior season.

#8 MATTHEW DELLAVEDOVA

POSITION: Guard

HEIGHT/WEIGHT: 6-3 / 200 lbs

YEARS: 9th NBA Season

BEFORE NBA/COUNTRY: Saint Mary's / Australia

HIGH SCHOOL: Lake Ginniderra Secondary College (Canberra, AUS)

BORN: 09/08/90 (Maryborough,



NBA REGULAR SEASON STATISTICS

YEAR-TEAM	G	MIN	FGM	FGA	PCT	FG3M	FG3A	PCT	FTM	FTA	PCT	OFF	DEF	TOT	AST	PF	DQ	STL	TO	BLK	PTS	RPG	APG	PPG
13-14 CLE	72	1271	122	296	.412	57	155	.368	38	48	.792	29	94	123	187	121	0	33	60	5	339	1.7	2.6	4.7
14-15 CLE	67	1380	111	307	.362	68	167	.407	29	38	.763	37	89	126	204	152	0	24	61	2	319	1.9	3.0	4.8
15-16 CLE	76	1867	207	511	.405	98	239	.410	57	66	.864	33	129	162	337	178	0	44	116	9	569	2.1	4.4	7.5
16-17 MIL	76	1986	208	534	.390	79	215	.367	82	96	.854	24	123	147	357	153	0	53	133	0	577	1.9	4.7	7.6
17-18 MIL	38	713	55	152	.362	29	78	.372	25	27	.926	14	50	64	145	14	0	14	49	0	164	1.7	3.8	4.3
18-19 MIL/CLE	48	812	98	242	.405	44	130	.338	42	52	.808	6	71	77	181	75	0	14	68	2	282	1.6	3.8	5.9
19-20 CLE	57	821	62	175	.354	21	91	.231	32	37	.865	18	57	75	180	78	0	20	59	2	177	1.3	3.2	3.1
20-21 CLE	13	224	14	56	.250	4	25	.160	4	4	1.000	6	18	24	58	21	0	4	6	1	36	1.8	4.5	2.8
TOTALS	447	9074	877	2273	.386	400	1100	.364	309	368	.840	167	631	798	1649	845	0	206	552	21	2463	1.8	3.7	5.5

NBA PLAYOFFS STATISTICS

YEAR-TEAM	G	MIN	FGM	FGA	PCT	FG3M	FG3A	PCT	FTM	FTA	PCT	OFF	DEF	TOT	AST	PF	DQ	STL	TO	BLK	PTS	RPG	APG	PPG
14-15 CLE	20	497	47	136	.346	24	76	.316	25	32	.781	10	31	41	53	52	1	9	35	0	143	2.7	0.5	7.2
15-16 CLE	20	241	26	74	.351	8	31	.258	18	24	.750	4	11	15	56	31	0	1	14	1	78	0.8	2.8	3.9
16-17 MIL	6	159	16	41	.390	6	16	.375	8	10	.800	1	11	12	12	5	0	1	7	0	46	2.0	2.0	7.7
17-18 MIL	6	78	4	12	.333	2	9	.222	2	2	1.000	1	4	5	16	6	0	2	6	0	12	0.8	2.7	2.0
TOTALS	52	974	93	263	.354	40	132	.303	53	68	.779	16	57	73	137	94	1	13	62	1	279	1.4	2.6	5.4

TRANSACTIONS/CAREER NOTES: Went undrafted out of Saint Mary's in the 2015 NBA Draft (6/25/15) ... Signed a deal with Cleveland (7/27/15) ... Signed a multi-year contract with Cleveland (7/7/16) ... Acquired in a trade by Milwaukee from Cleveland in exchange for Albert Miralles and cash considerations (7/7/16) ... As part of a three-team trade, acquired by Milwaukee from Cleveland along with John Henson, a 2021 second-round draft pick and a 2022 first-round draft pick and a 2022 second-round draft pick from Washington; Cleveland sent George Hill and a 2021 second-round draft pick to Milwaukee and Sam Dekker to Washington (12/7/18) ... Signed a deal with Cleveland (11/24/20) ... Signed a deal with Sacramento (7/29/22).

NBA HONORS/AWARDS: Competed for the World Team in the 2015 BBVA Compass Rising Stars Challenge at NBA All-Star Weekend in New York ... Became third undrafted player to appear in the event since it went to the rookie-sophomore format in 2000 (Jeremy Lin and Anthony Morrow).

NBA CAREER: Averaging 5.5 ppg (.386 FG%, .364 3pt%, .840 FT%), 1.8 rpg, 3.7 apg and 20.3 mpg in 447 career games (93 starts) over eight seasons with two teams: Cleveland (2013-16, 2018-21) and Milwaukee (2016-19) ... 2016 NBA Champion with the Cleveland Cavaliers.

NBA PLAYOFFS: Averaging 5.4 ppg (.354 FG%, .303 3pt%, .779 FT%), 1.4 rpg, 2.6 apg and 18.7 mpg in 52 games (7 starts) with two teams: Cleveland (2014-16) and Milwaukee (2016-18).

2020-21 (Cleveland): Averaged 2.8 ppg (.250 FG%, .160 3pt%, 4-4 FT), 1.8 rpg, 4.5 apg and 17.2 mpg in 13 games (1 start) ... As a starter, totaled seven points (3-11 FG, 1-6 3pt), three rebounds, 10 assists and one steal in 34 minutes in one game ... As a reserve, averaged 2.4 ppg (.244 FG%, .158 3pt%, 4-4 FT), 1.8 rpg, 4.0 apg and 15.8 mpg in 12 games ... Dished out 10+ assists in one game ... Missed 59 games ... Inactive in 36 games due to a concussion (12/23-3/3) ... Had an appendectomy on Feb. 20, inactive in 11 games due to the procedure (3/12-3/29) ... Inactive in 12 games due to a neck strain (4/26-5/16) ... **Top Single-Game Performance:** Set his season highs with seven points and 10 assists vs. NOP (4/11/21).

2019-20 (Cleveland): Averaged 3.1 ppg (.354 FG%, .231 3pt%, .865 FT%), 1.3 rpg, 3.2 apg and 14.4 mpg in 57 games (4 starts) ... As a starter, averaged 7.3 ppg (.346 FG%, .333 3pt%, .857 FT%), 3.8 rpg, 9.3 apg and 36.3 mpg in four games ... As a reserve, averaged 2.8 ppg (.356 FG%, .211 3pt%, .778 FT%), 1.1 rpg, 2.7 apg and 12.7 mpg in 53 games ... Scored in double figures in three games ... Dished out 10+ assists in two games ... Posted one double-double ... Missed 15 games ... Inactive in two games due to personal reasons (11/1-11/3) ... **Top Single-Game Performances:** Set his season high in scoring with 14 points at LAC (1/14/20) ... Dished out a career-best 14 assists vs. DEN (3/7/20) ... Notched a double-double with 14 points and 11 assists vs. SAS (3/8/20).

2018-19 (Milwaukee/Cleveland): Averaged 5.9 ppg (.405 FG%, .338 3pt%, .808 FT%), 1.6 rpg, 3.8 apg and 16.9 mpg in 48 games (0 starts) ...

#8 MATTHEW DELLAVEDOVA

DELLAVEDOVA'S CAREER HIGHS

MIN:	45	03/08/20	SAS	@	CLE
FGM:	7 (5)	03/01/17	DEN	@	MIL
FGA:	18	02/27/15	CLE	@	IND
3FGM:	5	03/26/14	CLE	@	DET
3FGA:	8	01/25/16	MIN	@	MIL
FTM:	6 (4)	03/08/20	SAS	@	CLE
FTA:	8	12/26/16	MIL	@	WAS
OREB:	3 (6)	04/06/16	CLE	@	IND
DREB:	7	02/27/15	CLE	@	IND
REB:	10	02/27/15	CLE	@	IND
AST:	14	03/07/20	DEN	@	CLE
STL:	4	11/23/13	CLE	@	SAS
TO:	4 (2)	11/08/18	MIL	@	GSW
BLK:	1 (7)	02/18/21	BKN	@	CLE
PTS:	21	03/26/14	CLE	@	DET

DELLAVEDOVA'S PLAYOFF CAREER HIGHS

MIN:	45	05/24/15	ATL	@	CLE
FGM:	7 (2)	06/09/15	GSW	@	CLE
FGA:	17	06/09/15	GSW	@	CLE
3FGM:	4	05/24/15	ATL	@	CLE
3FGA:	9 (2)	06/11/15	GSW	@	CLE
FTM:	4 (3)	04/15/17	MIL	@	TOR
FTA:	5	06/09/15	GSW	@	CLE
OREB:	1 (4)	05/14/19	POR	@	GSW
DREB:	4 (2)	05/06/18	GSW	@	NOP
REB:	6	05/22/15	CLE	@	ATL
AST:	9 (2)	04/20/16	DET	@	CLE
STL:	3 (2)	06/14/15	CLE	@	GSW
TO:	6	06/07/15	CLE	@	GSW
BLK:	1	05/23/16	CLE	@	TOR
PTS:	20	06/09/15	GSW	@	CLE

Traded from the Milwaukee Bucks to the Cleveland Cavaliers along with John Henson, a 2021 second-round draft pick and a 2022 first-round draft pick from Milwaukee in a three-team trade that included Washington on Dec. 7, 2018 ... Averaged 1.7 ppg (6-19 FG, 4-11 3pt, 4-4 FT), 0.8 rpg, 2.4 apg and 8.1 mpg in 12 games (0 starts) for Milwaukee ... Averaged 7.3 ppg (.413 FG%, .336 3pt%, .792 FT%), 1.9 rpg, 4.2 apg and 19.9 mpg in 36 games (0 starts) ... Scored 10 points or better in 13 games ... Tallied 10+ assists in two games ... Missed 33 games ... Inactive in one game due to illness (10/24) ... Did not play in one game due to left knee soreness (12/19) ... Did not dress in one game due to a left foot sprain (1/4) ... Did not play in one game due to a left foot sprain (1/5) ... Inactive in 16 games due to a concussion (3/8-4/9) ... **Top Single-Game Performances:** Scored a season-high 17 points to go with seven assists at NOP (1/9/19) ... Dished out a season-high 13 assists vs. BKN (2/13/19).

2017-18 (Milwaukee): Averaged 4.3 ppg (.362 FG%, .372 3pt%, .926 FT%), 1.7 rpg, 3.8 apg and 18.7 mpg in 38 games (3 starts) ... As a starter, averaged 4.0 ppg (.417 FG%, .400 3pt%), 2.0 rpg, 4.0 apg and 20.8 mpg in three games ... As a reserve, averaged 4.3 ppg (.356 FG%, .370 3pt%, .926 FT%), 1.7 rpg, 3.8 apg and 18.6 mpg in 35 games ... Scored 10 points or better in four games ... Tallied 10 assists in one game ... Missed 44 games ... Inactive in 15 games due to left knee tendinitis (11/5-12/16) ... Inactive in 29 games due to a right ankle sprain (2/6-4/9) ... Had 10+ points in four games ... Recorded 10 assists in one game ... **Top Single-Game Performances:** Set his season high in scoring with 15 points at BOS (10/18/17) ... Tallied 10 assists at TOR (1/1/18) ... Totaled eight points, nine assists and a pair of steals vs. IND (1/3/18).

2018 NBA Playoffs: Averaged 2.0 ppg (4-12 FG, 2-9 3pt, 2-2 FT), 0.8 rpg, 2.7 apg and 12.9 mpg in six games (0 starts) ... **Top Single-Game Performance:** Had five points and four assists vs. BOS (4/20/18) ... Dished out six assists vs. BOS (4/26/18).

2016-17 (Milwaukee): Averaged 7.6 ppg (.390 FG%, .367 3pt%, .854 FT%), 1.9 rpg, 4.7 apg and 26.1 mpg in 76 games (3 starts) ... As a starter, averaged 2.9 ppg (.391 FG%, .371 3pt%, .824 FT%), 2.1 rpg, 5.1 apg and 27.6 mpg in 54 games ... As a reserve, 6.5 ppg (.385 FG%, .356 3pt%, .929 FT%), 1.6 rpg, 3.8 apg and 22.4 mpg in 22 games ... Scored in double figures in 25 games ... Recorded 10 or more assists in four games ... Inactive in five games due to a right hamstring strain (12/30-1/6) ... **Top Single-Game Performances:** Notched 14 points, nine assists and three steals vs. BKN (10/29/16) ... Finished with seven points, five boards and a season-high 12 assists vs. NOP (11/10/16) ... Went 6-of-10 from the field and 6-for-6 from the free-throw line, posting 18 points and six assists vs. BKN (12/3/16) ... Made seven of his 11 field goal attempts, including 3-for-5 from beyond the arc, scoring 17 points vs. POR (12/7/16) ... Tied his season

high with 12 assists at DEN (2/3/17).

2017 NBA Playoffs: Averaged 2.0 ppg (4-12 FG, 2-9 3pt, 2-2 FT), 0.8 rpg, 2.7 apg and 12.9 mpg in six games (0 starts) ... Scored in double figures in three games ... **Top Single-Game Performance:** Had 11 points in a win at TOR (4/15/17) ... Scored 12 points, four rebounds and four assists vs. TOR (4/27/17).

2015-16 (Cleveland): Averaged 7.5 ppg (.405 FG%, .410 3pt%, .864 FT%), 2.1 rpg, 4.4 apg and 24.6 mpg in 76 games (14 starts) ... As a starter, averaged 9.4 ppg (.452 FG%, .500 3pt%, .929 FT%), 2.7 rpg, 5.8 apg and 29.3 mpg in 14 games ... As a reserve, 7.1 ppg (.393 FG%, .387 3pt%, .846 FT%), 2.0 rpg, 4.1 apg and 23.5 mpg in 62 games ... Scored 10+ points in 27 games, including one 20-point game ... Tallied 10+ assists in three games ... Recorded one double-double ... Missed six games ... Did not dress in one game due to left calf tightness (11/25) ... Inactive in five games due to left hamstring soreness (2/3-2/10) ... **Top Single-Game Performances:** Recorded a season-high 13 assists vs. MIL (11/19/15) ... Posted a double-double with 11 points and 10 assists vs. OKC (12/17/15) ... Shot 7-of-10 from the floor and knocked down four of six 3-point attempts, notching a season-high 20 points to go with a pair of steals and blocks vs. PHI (12/20/15) ... Totaled 18 points and seven assists vs. MIN (1/25/16).

2016 NBA Playoffs: Averaged 3.9 ppg (.351 FG%, .258 3pt%, .750 FT%), 0.8 rpg, 2.8 apg and 12.1 mpg in 20 games (0 starts) during the Cavaliers run to the NBA title ... Scored in double figures in two games ... **Top Single-Game Performance:** Had eight points and nine assists in a win vs. DET (4/20/16) ... Notched 12 points and five assists at DET (4/22/16).

2014-15 (Cleveland): Averaged 4.8 ppg (.362 FG%, .407 3pt%, .763 FT%), 1.9 rpg, 3.0 apg and 20.6 mpg in 67 games (13 starts) ... As a starter, averaged 7.7 ppg (.333 FG%, .418 3pt%, .700 FT%), 3.2 rpg, 5.3 apg and 33.7 mpg in 13 games ... As a reserve, 4.1 ppg (.376 FG%, .402 3pt%, .786 FT%), 1.6 rpg, 2.5 apg and 17.4 mpg in 54 games ... Ranked fourth in assist-to-turnover ratio (3.34) ... Scored in double figures in nine games ... Grabbed 10 rebounds in one game ... Tallied 10+ assists in one games ... Recorded two double-doubles ... Missed 15 games ... Inactive in 15 games due to a left knee MCL sprain (11/5-12/5) ... **Top Single-Game Performances:** Grabbed 10 rebounds and added 14 points and five assists at IND (2/27/15) ... Had 14 points and a pair of steals vs. MIA (4/2/15) ... Went 6-for-11 from the field and 4-of-5 from beyond the 3-point line, setting season highs with 18 points and 12 assists (4/15/15).

2015 NBA Playoffs: Averaged 7.2 ppg (.346 FG%, .316 3pt%, .781 FT%), 2.1 rpg, 2.7 apg and 24.9 mpg in 20 games (7 starts) during Cleveland's NBA Finals run ... Posted 7.5 ppg, 2.7 rpg, 2.7 apg and 1.2 spg in six games (5 starts) during the NBA Finals against Golden State ... As a starter, averaged 10.4 ppg (.296 FG%, .286 3pt%, .765 FT%), 3.4 rpg, 2.7 apg, 1.1 spg and 37.7 mpg in seven games ... As a reserve, averaged 5.4 ppg (.418 FG%, .353 3pt%, .800 FT%), 1.3 rpg, 2.6 apg and 17.9 mpg in 13 games ... Posted 10 points or better in seven games, including one 20-point outing ... **Top Single-Game Performance:** Shot 7-for-11 from the floor, finishing with 19 points at CHI (5/14/15) ... Scored 20 points to go

with five boards and four assists in a win vs. GSW (6/9/15) in Game 3 of the NBA Finals ... Recorded nine points and three steals at GSW (6/7/15).

2013-14 (Cleveland): Averaged 4.7 ppg (.412 FG%, .368 3pt%, .792 FT%), 1.7 rpg, 2.6 apg and 17.7 mpg in 72 games (4 starts) ... As a starter, averaged 7.7 ppg (.333 FG%, .418 3pt%, .700 FT%), 3.2 rpg, 5.3 apg and 33.7 mpg in 13 games ... As a reserve, 4.1 ppg (.376 FG%, .402 3pt%, .786 FT%), 1.6 rpg, 2.5 apg and 17.4 mpg in 54 games ... Ranked fourth in assist-to-turnover ratio (3.34) ... Scored in double figures in nine games ... Grabbed 10 rebounds in one game ... Tallied 10+ assists in one games ... Recorded two double-doubles ... Missed 15 games ... Inactive in 15 games due to a left knee MCL sprain (11/5-12/5) ... **Top Single-Game Performances:** Grabbed 10 rebounds and added 14 points and five assists at IND (2/27/15) ... Had 14 points and a pair of steals vs. MIA (4/2/15) ... Went 6-for-11 from the field and 4-of-5 from beyond the 3-point line, setting season highs with 18 points and 12 assists (4/15/15).

COLLEGE (Saint Mary's, 2009-13): Played 136 games in four seasons at St. Mary's University, averaging 14.2 points on .415 shooting, 3.4 rebounds, 5.6 assists and 1.1 steals in 36.4 minutes ... Finished college career as Saint Mary's all-time leader in points, assists, games played, free throw percentage, and three pointers made and the 2012 WCC Player of the Year ... As a senior in 2012-13, played in 35 games and averaged 15.8 points, 3.4 rebounds, 6.4 assists and 1.1 steals in 36.4 minutes ... Named First-Team All-West Coast Conference ... Selected as finalist for the Bob Cousy Award ... AP Honorable Mention All-American ... Scored over 30 points on three occasions ... As a junior in 2011-12, appeared in 33 games and averaged 15.5 points, 3.3 rebounds and 6.4 assists in 37.5 minutes ... Named WCC Player of the Year and First-Team All-WCC ... Led the conference in assists per game and was second in free-throw percentage (.857) ... Honorable Mention AP All-American ... As a sophomore in 2010-11, played in 34 games and averaged 13.4 points, 3.6 rebounds, 5.3 assists and 1.2 steals in 35.3 minutes...named First-Team All-WCC and WCC All-Tournament Team... During his freshman year in 2009-10, played in 34 games and averaged 12.1 points, 3.5 rebounds, 4.5 assists and 1.2 steals in 36.4 minutes.

PERSONAL: Native of Australia ... Graduated with a degree in Psychology in 2013 while at Saint Mary's College ... Saint Mary's retired his No. 4 jersey in 2014, at the time, the second ever retired by the program... Prior to St. Mary's, played in the South East Australian League for the Australian Institute of Sport ... Favorite hobby is playing the guitar ... Favorite movie is Batman...favorite board game is Monopoly ...favorite sport other than basketball is Australian Football ... Named Saint Mary's College Alumnus of the Year in 2020... In 2017 while with the Milwaukee Bucks, started "Delly's Deer" reading program, which seeked to increase student interest in reading with middle and elementary school youth... Through this program, he and his wife Anna provided vision screening and reading glasses to children in need ... In 2019 through their Vision Day hosted 150 kids at University Settlement, an organization that helps families overcome poverty... In September of 2019, released his first in a series of children's books titled, Daring Delly #1: Team Tryouts, where young readers can follow alongside a young version of Delly as he takes on the challenges, adventures, and fun of playing for his hometown team the Maryborough Blazers ... Has participated in the Akron Children's Hospital's "A Prom to Remember" event, and spends time in the offseason with youth hoops clinic in both Australia and the states ... Also partnered with his fellow Australian NBA players to fundraise for the fire relief effort to combat the fires in Australia ... Active on Twitter as @matthewdelly

#23 KEON ELLIS

POSITION: Guard

HEIGHT/WEIGHT: 6-5 / 175lbs

YEARS: 1st NBA SEASON

BEFORE NBA/COUNTRY: Alabama / USA

HIGH SCHOOL: Leesburg HS (Leesburg, FL)

BORN: 01/08/00 (Eustis, FL)

COLLEGE STATISTICS

YEAR-TEAM	G	MIN	FGM	FGA	PCT	FG3M	FG3A	PCT	FTM	FTA	PCT	OFF	DEF	TOT	AST	PF	DQ	STL	TO	BLK	PTS	RPG	APG	PPG
20-21 AL	32	560	60	119	.504	21	54	.389	34	47	.723	29	100	129	34	65	0	35	34	14	175	4.0	1.1	5.5
21-22 AL	33	1020	122	278	.439	67	183	.366	89	101	.881	62	139	201	59	88	0	64	52	19	400	6.1	1.8	12.1
TOTALS	65	1580	182	397	.458	88	237	.371	123	148	.831	91	239	330	93	153	0	99	86	33	575	5.1	1.4	8.8

TRANSACTIONS/CAREER NOTES: An early entrant candidate who went undrafted in the 2022 NBA Draft out of Alabama (6/23/22) ... Signed a two-way contract with Sacramento (7/2/22).

COLLEGE (Alabama, 2020-22/Florida Southwestern State College, 2018-20): Averaged 8.9 ppg (.458 FG%, .371 3pt%, .831 FT%), 5.1 rpg, 1.4 apg, 1.5 spg and 24.4 mpg in 65 games (40 starts) over two seasons at Alabama from 2020-22 ... In 2021-22, averaged 12.1 ppg (.439 FG%, .366 3pt%, .881 FT%), 6.1 rlg 1.8 apg, 1.9 spg and 30.9 mpg in 33 games (33 starts) ... Led the SEC and ranked 24th nationally in free throw percentage and ranked eighth in 3s per game in the SEC (2.0) ... Scored in double figures in 19 games, including three games with 20+ points ... Grabbed 10+ rebounds in two games ... Recorded 10+ double-doubles ... Notched his first career double-double with 15 points and a career-best 13 rebounds along with three assists and a steal against South Dakota State (11/12) ... Scored 22 points against Miami (11/28) at the ESPN Events Invitational, hitting a then-career-high five three-pointers in the victory ... Scored 13 points and a team-leading four steals in the Tide's win against Florida (1/5) ... Contributed 13 points while shooting 5-of-6 from the field in the Tide's win against Ole Miss (2/9) ... Contributed nine rebounds, nine points, five assists, a block and a steal in the Tide's win against Tennessee (12/30) ... Averaged 5.5 ppg (.504 FG%, .389 3pt%, .723 FT%), 4.0 rpg, 1.1 apg, 1.1 spg and 17.6 mpg in 32 games (7 starts) ... Scored a career-best 16 points on 5-of-6 shooting from the field and a perfect 3-of-3 from beyond the arc in the win over Florida (1/5) ... Scored 14 points, connecting a career-best 6-of-8 field goals including 2-of-4 from deep, with a clutch three in the final minutes to help fend off LSU in the SEC Championship game (3/14) ... Recorded the second double-digit game of his career with 11 points on 4-of-6 shooting from the field, to go along with five rebounds at then-No. 24 Oklahoma (1/30) ... Collected 10 points and matched career highs with nine rebounds and three steals in the Sweet 16 overtime loss to UCLA (3/28) ... Spent two seasons at Florida Southwestern where he was rated the No. 1 combo guard and No. 4 JUCO player in the country by 247Sports ... Named a Second Team NJCAA All-American after averaged 18.7 ppg in 2019-20 ... Connected on 54 percent shooting from the field, 40 percent from beyond the arc and 81 percent from the charity stripe for the year ... Made his presence felt on the defensive end as he averaged 2.1 steals and 1.2 blocks per game as a sophomore, making him just one of four players nationally to average 2.0 or more steals and 1.0 or more blocks per game ... His 562 points and 64 steals during his sophomore season are the most in a single season in school history ... Finished his career ranked among the program's top-10 in career points, field goals made, field goal percentage, three-pointers made, three-point percentage, free throws made, free throws attempted, blocked shots and ranks as FSW's all-time leader with 114 steals ... Helped lead the Buccaneers to a 59-5 record over his two seasons (2018-20) and back-to-back undefeated Suncoast Conference Championships, as well as consecutive berths in the NJCAA National Tournament ... Scored 20 or more points in 10 games during his freshman season, including a career-best 41 points in a 92-77 win over St. Petersburg College while he made a career-high eight three-pointers in a win over Miami Dade (Dec. 10, 2019).

HIGH SCHOOL: Led Leesburg High School under head coach Sean Campbell to back-to-back state titles in 2017 and 2018 ... A two-time Class 6A All-State and All-Area honoree by the Florida Association of Basketball Coaches (FABC) ... Averaged 18.1 points per game as a senior on his way to earning 2018 first team all-state honors ... Led Leesburg to a 29-1 record and a second consecutive state championship that season and was chosen to compete in the FABC All-Star game at the end of the year ... As a junior, he helped the Yellow Jackets to the first of consecutive state titles while earning second team all-state and first team all-area recognition ... Averaged 12.7 points, 11.0 rebounds and 2.0 assists per game during the 2017-18 campaign.

PERSONAL: Born Jan. 8, 2000 ... Son of Jeremy Evans and Montea Ellis ... Has two brothers, Antwan Clayton and Kavon Ellis, and a sister,

#5 DE'AARON FOX

POSITION: Guard

HEIGHT/WEIGHT: 6-3 / 185lbs

YEARS: 6th NBA SEASON

BEFORE NBA/COUNTRY: Kentucky / USA

HIGH SCHOOL: Cypress Hills HS (Cypress Hills, TX)

BORN: 12/20/97 (New Orleans, LA)



NBA REGULAR SEASON STATISTICS

YEAR-TEAM	G	MIN	FGM	FGA	PCT	FG3M	FG3A	PCT	FTM	FTA	PCT	OFF	DEF	TOT	AST	PF	DQ	STL	TO	BLK	PTS	RPG	APG	PPG
17-18 SAC	73	2026	328	797	.412	47	153	.307	141	195	.723	33	171	204	320	163	1	70	173	20	844	2.8	4.4	11.6
18-19 SAC	81	2546	505	1102	.458	86	232	.371	303	417	.727	43	261	304	590	204	0	133	227	45	1399	3.8	7.3	17.3
19-20 SAC	51	1634	391	815	.480	54	185	.292	241	342	.705	35	161	196	348	145	1	74	158	25	1077	3.8	6.8	21.1
20-21 SAC	58	2036	529	1110	.477	103	320	.322	300	417	.719	33	170	203	417	170	1	87	174	27	1461	3.5	7.2	25.2
21-22 SAC	59	2084	516	1092	.473	74	249	.297	261	348	.750	25	206	231	330	172	1	68	168	25	1367	3.9	5.6	23.2
TOTALS	322	10325	2269	4916	.462	364	1139	.320	1246	1719	.725	169	969	1138	2005	854	4	432	900	142	6148	3.5	6.2	19.1

FOX'S CAREER HIGHS

MIN:	53	11/26/21	SAC	@	LAL
FGM:	18	03/05/22	SAC	@	DAL
FGA:	33	07/31/20	SAC	@	SAS
3FGM:	6	01/28/18	SAC	@	SAS
3FGA:	13	04/12/21	SAC	@	NOP
FTM:	14	01/02/22	MIA	@	SAC
FTA:	15 (3)	01/02/22	MIA	@	SAC
OREB:	3 (8)	03/13/21	SAC	@	ATL
DREB:	8 (4)	02/09/22	MIN	@	SAC
REB:	10	11/01/18	SAC	@	ATL
AST:	15	11/01/18	SAC	@	ATL
STL:	6 (2)	04/14/21	WAS	@	SAC
TO:	9	03/16/22	MIL	@	SAC
BLK:	4 (2)	03/21/19	DAL	@	SAC
PTS:	44 (2)	03/05/22	SAC	@	DAL

TRANSACTIONS/CAREER NOTES: An early entry candidate selected in the first round (5th overall) of the 2017 NBA Draft by the Sacramento Kings after his lone season at the University of Kentucky ... Signed to a multi-year contract with Sacramento (7/7/17) ... Had team option exercised extending his contract with Sacramento (10/26/18) ... Signed multi-year contract extension with Sacramento on November 25, 2020.

NBA HONORS/AWARDS: Selected to compete for the U.S. Team during the 2018 Mtn Dew Kickstart Rising Stars Challenge ... 2019 Most Improved Player award finalist ... Named to the U.S. Team for the 2019 Mtn Dew Ice Rising Stars Challenge ... A 2019 Taco Bell® Skills Challenge participant... Received Western Conference Player of the Week honors twice during the 2020-21 season (Weeks ending 2/7/21 and 3/28/21).

NBA CAREER: Averaging 19.1 ppg (.462 FG%, .320 3pt%, .725 FT%), 3.5 rpg, 6.2 apg, 1.3 spg and 32.1 mpg in 322 career NBA games (308 starts) over five seasons with one team: Sacramento (2017-22) ... In franchise history, ranks 10th on the all-time assists leaders list (2,005) ... In the Sacramento era (1985-present), ranks eighth in total points (6,148) and fourth in total assists.

2021-22 (Sacramento): Averaged 23.2 ppg (.473 FG%, .297 3pt%, .750 FT%), 3.9 rpg, 5.6 apg, 1.2 spg and 35.3 mpg in 59 games (59 starts) ... Had 17 consecutive games with 20+ points to end his season (1/19-3/6), the second-longest such streak in the Sacramento era behind Chris Webber (18 games, 1/5-2/13/01); tied for 11th-longest 20-point streak in the NBA last season ... Over a 15-game span from xx-xx, averaged 28.8 ppg, 4.4 rpg and 6.8 apg while shooting 53.0% from the field, the highest scoring average over a 15-game stretch by a Kings player since the 2016-17 season ... Among the top 20 league leaders in scoring (14th), field goals made per game (11th), free throws made per game (13th) and assists per contest (20th) ... Finished the season ninth in points in the paint per outing (11.7) ... Scored in double figures in 59 games, including 37 games with 20+ points, 12 games with 30+ points and two games with 40 points or more ... Scored at least 20 points on 50.0% Dished out 10+ assists in five games ... Had at least 30 points and five assists in three straight games twice (1/4-1/7, 3/9-3/14), tying the longest such streak of his career ... Recorded five double-doubles ... Missed 23 games ... Inactive in four games due to health and safety protocols (12/17-12/22) ... Inactive in eight games with left ankle soreness (1/22-2/5) ... Inactive in 11 games due to right hand soreness (3/18-4/10) ... **Top Single-Game Performances:** Poured in 33 points on 12-of-18 shooting while going 7-for-8 at the free-throw line vs. ORL (12/8/21) ... Finished with 31 points, five assists and four steals at CHA (12/10/21) ... Tied his career high with 44 points on a career-high 18 made field goals at DAL (3/5/22) ... Totaled 32 points and 10 assists vs. DEN (3/9/22) ... Posted 41 points and 11 assists to go with a pair of steals at UTA (3/12/22) to become the fifth player in franchise history with at least 40 points and 10 assists and just one of nine in the NBA last season.

2020-21 (Sacramento): Averaging 25.2 ppg (.477 FG%, .322 3pt%, .719 FT%), 3.5 rpg, 7.2 apg, 1.5 spg and 35.1 mpg in 58 games (58 starts) during the 2020-21 season ... Left 1/6 vs. CHI due to right hamstring tightness ... Missed 13 games due to Health & Safety Protocols ... Missed one game due to left knee contusion (2/12) ... Has scored 40 or more points in 3 games ... Has scored 30 or more points in 18 games ... Has scored 20 points or more in 46 games ... Dished out 10 or more assists in 11 games ... Has recored 11 double-doubles ... **Top Single-Game Performances:** Collected a career-high tying 6 steals vs. WAS (4/14) ... Shot a career-high tying 13-of-14 from the free throw line to go along with 30 points vs. MIN (4/21) ... Scored 43 points on 15-of-30 shooting and 8-of-15 from the free-throw line ... Shot a career-high 13-of-15 from the FT line at MIN (4/5) ... Made 15-of-24 shooting and scored 36 points vs. CLE (3/27) ... Scored a new career-high 44 points on 16-22 shooting vs. GSW (3/25) ... Scored 30 points on 13-of-23 shooting at CLE (3/23) ... Scored 32 points to go along with 12 assists and 8 rebounds at POR (3/4) ... Dished out a season-high 14 assists to go along with 20 points vs. CHA (2/28) ... Scored a career-high 43 points on a career-high tying

#5 DE'AARON FOX

17 made field goals to go along with 13 assists vs. NOP (1/17) ... Scored 30 points on 12-of-26 from the field @ MIA (1/30) ... Scored 38 points on 14-of-24 from the field and dished out 12 assists, first consecutive 30-plus point games in his career ... Scored 36 points on 15-of-25 from the field at LAC (2/7) ... Named Western Conference Player of the Week for the week ending 3/27 ... Named Western Conference Player of the Week for the week ending 2/7.

2019-20: Averaged 21.1 ppg (.480 FG%, .292 3pt%, .705 FT%), 3.8 rpg, 6.8 apg, 1.5 spg, 0.5 bpg and 32.1 mpg in 51 games (49 starts) ... As a starter, averaged 21.4 ppg (.482 FG%, .294 3pt%, .701 FT%), 3.9 rpg, 6.8 apg, 1.4 spg, 0.5 bpg and 32.3 mpg in 49 games ... As a reserve, averaged 13.5 ppg (.409 FG%, 2-8 3pt, 7-8 FT), 3.5 rpg, 7.0 apg, 2.5 spg and 27.0 mpg in two games ... After the All-Star break, averaged 24.5 points, 3.0 rebounds, 6.4 assists and 1.4 steals per game in 15 games ... First Kings player to average 21.0 points, 6.5 assists and 1.5 steals per game in 70% of the team's games since Nate Archibald (1975-76); also joins Archibald (1973-76) as the only Kings players to average 17.0 points, 6.5 assists and 1.5 steals per game in back-to-back seasons in franchise history ... Ranked 21st in points, 15th in assists and 16th in steals per game in the NBA ... Led Sacramento in scoring 24 times, in rebounding two times and in assists 41 times ... Scored in double figures in 46 games, including 30 games with 20 points or more as well as seven outings with 30+ points ... Dished out 10 assists or better in nine games ... Totaled nine double-doubles ... Finished the season with four consecutive games scoring 20+ points ... Scored 20+ points in seven straight contests from Feb. 20 to Mar. 5, the longest streak of his career with 20+ points ... Totaled 25 points and five assists in 13 games, most by a Kings player since the 2016-17 season ... Recorded at least 20 points and five assists in four straight games from Feb. 25 to Mar. 1, 2020; he became the first Kings player with 20-5 in four consecutive games since DeMarcus Cousins (4 games, Jan. 10-18, 2017) ... One of nine players this season with 15 straight games or more with a steal (Dec. 31, 2019 to Jan. 31, 2020) ... Missed 21 games ... Inactive in 17 games due to a left ankle sprain (11/12-12/15/19) ... Inactive in one game due to back spasms (12/28/19) ... Inactive in one game due to lower right abdominal tightness (2/27/20) ... Inactive in two games due to left shoulder soreness (8/11/20, 8/13/20) ... **Top Single-Game Performances:** Recorded 28 points, six rebounds and five assists as he went 11-for-14 from the free throw stripe tying his career-high in makes and setting his career-high in attempts vs. Portland (10/25/19) ... Posted 22 points, including 14 in the fourth quarter alone while adding four assists and three steals at Memphis (12/21/19) ... Scored 31 points to go with nine rebounds and six assists vs. Houston (12/23/19) ... Went 8-of-8 from the line and added nine made field goals for 27 points to go with six assists in a win at Phoenix (1/7/20) ... Tied his then career-high with 31 points as he added 10 assists and eight rebounds vs. Orlando (1/13/20) ... Dished out 12 assists to go with 27 points and seven rebounds vs. Dallas (1/15/20) ... Set career-highs with 34 points on 14-of-24 shooting to go with eight assists, four steals and two blocks in a win vs. the LA Clippers (1/30/20) ... Totaled 31 points, five assists, three rebounds and two steals as he went 10-of-16 from the floor and 8-of-12 from the free throw line in a win vs. Minnesota (2/3/20) ... Posted 31 points going 12-for-19 from the field to go with three rebounds and three steals in a win vs. Washington (3/3/20) ... Notched career-highs with 39 points on 17-of-33 shooting while adding six assists at San Antonio (7/31/20), marking the first 35-point and five-assist game by a Sacramento player since the 2016-17 season ... Tallied 30 points and 10 assists for his ninth double-double of the season in a win vs. New Orleans (8/6/20).

2018-19 (Sacramento): Averaged 17.3 ppg (.458 FG%, .371 3pt%, .727 FT%), 3.8 rpg, 7.3 apg, 1.6 spg, 0.6 bpg and 31.4 mpg in 81 games (81 starts) ... First player in franchise history since the steal was recorded to average 17.0 points, 3.5 rebounds, 7.0 assists and 1.6 steals per game and just the ninth player in NBA history to accumulate those averages during the player's first or second season; one of four players with those averages or better this season (James Harden, Jrue Holiday, Russell Westbrook) ... Fifth most assists (590) for a single season in the Sacramento-Era ... First in Sac-Era and third in franchise history (Oscar Robertson, 1960-69; Nate Archibald, 1972-73) to have two or more games totaling 30 points and 12 assists through a team's first 24 games of the season; One of two first or second-year players with multiple 30-point and 12-assist games ... First player with back-to-back games with 12+ assists (11/19-11/21/18) before his 21st birthday since John Wall on Feb. 25, 2011 ... One of six players in 2018-19 with a steal in 19 straight contests (12/19/18-1/27/19); had the fifth longest streak this season, tied the 12th longest streak in franchise history and is the longest steals streak by a Kings player since Tyreke Evans had a steal in 23 consecutive games from Jan. 1 to Feb. 11, 2012 ... One of 15 players in franchise history with five-plus steals in three or more games in a single season ... Set single season career-highs in points, rebounds, assists, steals and blocks per game along with career-highs in field goal, 3-point and free throw percentage for a single season ... Ranked eighth in assists per game and ninth in steals per game in the NBA ... Fifth most games with 10+ assists in the NBA ... Led the Kings in scoring 15 times, in rebounding three times and in assists 66 times ... Scored in double figures in 70 games, including 27 games with 20+ points and three games with 30+ points ... Grabbed 10+ rebounds in one game ... Dished out 10 or more assists in 17 games, including one game with 15 assists ... Recorded 17 double-doubles, including one triple-double ... Missed one game ... Did not dress in one game due to rest - load management (1/22/19) ... **Top Single-Game Performances:** Scored a career-high 31 points to go with career-highs of 10 rebounds and 15 assists for his first career triple-double in a win at Atlanta (11/1/18) as he became the youngest player in NBA history to post a triple-double with at least 30 points, 10 rebounds and 15 assists at 20 years and 316 days old (previously Magic Johnson); only him, LeBron James and Luka Doncic have had a triple-double with 30 points or more before their 21st birthday and is the first 30-point triple-double by a Sacramento player since Mitch Richmond had 38 points, 10 rebounds and 10 assists on Jan. 22, 1997 ... Posted 30 points, 12 assists, two rebounds and three steals on a career-high 12 field goals in a win at Cleveland (12/7/18) ... Grabbed nine boards, including a career-high tying three offensive rebounds to go with 15 points, 12 assists and two steals in a win vs. Los Angeles (12/27/18) ... Tied his career-high as he shot 12-for-19 from the floor for 26 points accompanied by seven assists, four rebounds, three steals and one block at Los Angeles (12/30/18) ... Tallied 20 points, five steals, three rebounds and two assists in 23 minutes in a win vs. Orlando (1/7/19) as he is one of 12 players in NBA history to record 20 points and five steals in 23 minutes of action or less; he is the youngest player among the other 11 players to accomplish the feat ... Went 11-of-17 from the field and 6-of-8 from beyond the arc collecting 30 points, five rebounds, eight assists and one steal in a win at New York (3/9/19) vaulting Oscar Robertson as the youngest King in franchise history to score 30+ points at Madison Square Garden ... Totaled 15 points, nine assists, three rebounds, one steal and tied his career-best with four blocks in a win vs. Dallas (3/21/19) ... Tallied nine points, six boards, four assists and a career-high six steals at Los Angeles (3/24/19) as he was one of 18 players this season with six-plus steals in a game and one of two players (Derrick White) among the group of 18 to record a six-steal game in their rookie or sophomore season ... Made a career-high 11 free throws on a career-high tying 12 free throws attempts for 23 points while adding five rebounds and eight assists in a win at Dallas (3/26/19) to become was just the 11th player in franchise history to have two games with 20 points, eight assists and five rebounds or more in a single season ... Notched 25 points, 12 assists, five rebounds, three steals and one block as he shot 11-for-22 from the field at New Orleans (3/28/19) making him the eighth player since 1983-84 with 25 points, 12 assists, five rebounds, three assists and one block in a game before their 22nd birthday; one of four players this season with that stat line.

#5 DE'AARON FOX

Mone'k Clayton ... Oldest brother Antwan played basketball at Jacksonville University ... Majoring in business.

2017-18 (Sacramento): Averaged 11.6 ppg (.412 FG%, .307 3pt%, .723 FT%), 2.8 rpg, 4.4 apg, 1.0 spg and 27.7 mpg in 73 games (61 starts) ... As a starter, averaged 11.6 ppg (.414 FG%, .319 3pt%, .724 FT%), 2.7 rpg, 4.3 apg, 1.0 spg and 28.1 mpg in 61 games ... As a reserve, averaged 11.6 ppg (.400 FG%, 4-18 3pt, .719 FT%), 3.3 rpg, 5.0 apg, 0.8 spg and 26.1 mpg in 12 games ... First Kings rookie with five-plus assists in seven of his first 10 games in the NBA since Bobby Hurley during the 1993-94 season ... Hit three game-winning or game-tying shots in the final 10 seconds of regulation, which tied with four other players for the most this season ... Ranked fifth in assists, ninth in points and seventh in steals among fellow rookies ... Led the Kings in scoring nine times, in rebounding one time and in assists 25 times ... Scored in double-figures in 48 games and 20-plus points in five outings ... Collected 10 or more assists in four games ... Missed nine games ... Inactive for two games due to a right quadriceps contusion (12/17/17, 12/20/17) ... Inactive in five games due to a right quadriceps muscle partial tear (12/23-12/31/17) ... Inactive in one game due to conjunctivitis (2/22/18) ... Inactive in one game due to a lower back strain (3/9/18) ... Tallied three double-doubles ... First Sacramento rookie since Willie Cauley-Stein to record three double-doubles in his first season ... **Top Single-Game Performances:** Recorded nine points, six rebounds and 10 assists just two games into the season at Dallas (10/20/17) making him one of three players in franchise history to have 10-plus assists in their first or second career game (Oscar Robertson, 1; Phil Ford, 2); only the second player (Tim Frazier) to record 10+ assists as a rookie reserve in career game no. 1 or 2 ... Made the go-ahead basket with 14.1 seconds to go in the fourth quarter for 11 points while adding seven assists in a win vs Philadelphia (11/9/17), making him the youngest player from 2013-18 to make a game-winner in the final 30 ticks of play ... Posted 17 points going 6-of-8 from the charity stripe with three boards and four assists vs. Charlotte (1/2/18) ... Recorded his first career double-double with 11 points and a career-high tying 10 assists vs. San Antonio (1/8/18) ... Went a perfect 6-of-6 from beyond the arc and 8-for-15 from the field and added four free throws for a then career-high 26 points at San Antonio (1/28/18) ... Totaled 23 points going 8-of-16 from the field and added six free throws and three steals, including 14 points in the first quarter alone at Minnesota (2/11/18) ... Knocked down a 10 shots on 17 tries for 21 points to go with three steals and two blocks in an overtime win vs. Brooklyn (3/1/18) ... Totaled 20 points, including his fourth game-tying or go-ahead bucket this season in an overtime win vs. Miami (3/14/18).

COLLEGE (Kentucky, 2016-17): As a freshman, averaged 16.7 ppg (.479 FG%, .246 3pt%, .736 FT%), 4.6 apg, 4.0 rpg, 1.5 spg and 29.6 mpg in 36 collegiate games (34 starts) in his lone season with the Kentucky Wildcats during the 2016-17 season ... Third most assists (165) by a Wildcat during their freshman season ... His assist average paced the SEC and was 11th best among freshmen nationally ... Named Third Team All-American by CBS Sports, USA Today, and ESPN, while receiving Honorable Mention by AP ... Chosen to the All-SEC First Team and SEC All-Freshman Team by the AP and coaches ... Made USBWA All-District IV Team and the NABC District 21 First Team ... Won SEC Freshman of the Week four times (11/21/16, 12/5/16, 12/9/16, 1/9/17) ... Awarded MVP Honors for the SEC Tournament after averaging 22.0 ppg (.618 FG%, 3-5 3pt, .700 FT%), 3.7 rpg, 2.7 apg en route to UK's third consecutive crowning as SEC Tournament champions ... An NCAA Tournament All-South Region Team selection after he averaged 21.3 ppg (.500 FG%, .286 3pt%, .778 FT%), 2.8 rpg, 2.8 apg, 1.8 spg, 0.5 bpg and 32.3 mpg in four games during Kentucky's Elite Eight run ... **Top Single-Game Performances:** Set a school record for most assists in a college debut with 12 assists to go with 12 points for his first double-double vs. Stephen F. Austin State (11/16/16) ... Posted the second triple-double in UK history after he recorded 14 points, 11 rebounds and 10 assists vs. Arizona State (11/28/16) ... Totaled 20 points and nine assists vs. UCLA (12/3/16) ... Notched his third double-double of the season with 24 points and 10 assists vs. North Carolina (12/17/16) ... Recorded 14 points in the final 4:36 of regulation, 16 total, in a win at Georgia (2/18/17) ... Scored 28 points in the SEC tournament semifinals, the most by a UK freshman in SEC Tournament history, including nine straight points and 12 of the team's final 17 vs. Alabama (3/11/17) ... In the Sweet 16 scored a career-high 39 points, the most scored by a freshman in an NCAA tournament game as well as a 2017 tournament-high in a rematch vs. UCLA (3/24/17).

USA BASKETBALL: Member of 2019 USA Select Team that trained with and against National Team during World Cup training camp from Aug. 5-8 ... Promoted to the National Team and played for USA Blue Team in the annual exhibition game earning a finalist spot for the 2019 World Cup roster before his withdrawal ... Helped USA Junior National Select Team defeat the World Select Team at 2016 Nike Hoop Summit ... 2015 USA Basketball Junior National Team October minicamp participant ... Named to the 2015-16 USA Basketball Men's Junior National Team.

HIGH SCHOOL: During his senior year, received All-USA Boys Basketball First Team and Naismith All-America First Team honors while earning a spot as a finalist for Naismith High School Player of the Year ... Also a 2016 McDonald's All-American and 2016 Texas Gatorade Player of the Year who participated in the Jordan Brand Classic ... Shared MVP honors with former UK teammate and Charlotte Hornets guard Malik Monk at the Jordan Brand Classic after Fox scored a game-high 23 points ... Tabbed as No. 6 overall player by Scout, Rivals, ESPN and 247Sports ... Recorded back-to-back 40-point outings during the Texas high school state playoffs before his team fell in the regional finals ... Cypress Lakers won three straight district championships as he was a three-time all-region selection who won the district's MVP award twice ... Earned his district's New Comer of the Year award during his freshman season ... Earned academic All-District accolades.

PERSONAL: Mother, Lorraine Harris-Fox, played basketball at Arkansas-Little Rock from 1986-88 ... Created The Fox Whole Family Foundation, which serves women whose lives have been impacted by breast cancer, as his mother is a breast cancer survivor ... Launched the Breast Cancer Community Assist Program in 2018-19 donating \$100 for each personal assist at home, up to \$20,000, to the Albie Aware Breast Cancer Foundation ... His foundation held a Strike Out Breast Cancer charity bowling event on Jan. 6, 2019, which raised additional money for Albie Aware ... Started annual clinic with his mother over Mother's Day weekend in 2018 joining breast cancer survivors and their families at Golden 1 Center to learn about breast cancer, treatment and basketball hosted with team partner Kaiser Permanente ... 2019 Oscar Robertson Triple-Double award winner, given to a Kings player who exemplifies excellence both on the court and in the community ... An avid video game player, Fox inked a deal with HyperX in 2017; his dad credits NBA 2K with creating a stronger understanding of basketball concepts and went on to playing other games like Call of Duty, Dragonball and Need for Speed ... Nicknamed Swipa after the Dora the Explorer character by his friend's dad for his stealing ability ... @swipathafox on Twitter.

#22 RICHHAUN HOLMES

POSITION: Forward

HEIGHT/WEIGHT: 6-10 / 240lbs

YEARS: 8th NBA Season

BEFORE NBA/COUNTRY: Bowling Green / USA

HIGH SCHOOL: Lockport Township (Lockport, IL)

BORN: 10/15/93 (Lockport, IL)

NBA REGULAR SEASON STATISTICS

YEAR-TEAM	G	MIN	FGM	FGA	PCT	FG3M	FG3A	PCT	FTM	FTA	PCT	OFF	DEF	TOT	AST	PF	DQ	STL	TO	BLK	PTS	RPG	APG	PPG
15-16 PHI	51	702	114	222	.514	8	44	.182	51	74	.689	62	73	135	33	92	0	19	32	40	287	2.6	0.6	5.6
16-17 PHI	57	1193	230	412	.558	27	77	.351	72	103	.699	94	217	311	58	136	1	42	55	55	559	5.5	1.0	9.8
17-18 PHI	48	746	135	241	.560	4	31	.129	37	56	.661	57	154	211	61	97	3	20	25	29	311	4.4	1.3	6.5
18-19 PHX	70	1184	222	365	.608	0	0	---	128	175	.731	115	216	331	60	194	4	42	52	79	572	4.7	0.9	8.2
19-20 SAC	44	1242	223	344	.648	0	0	---	93	118	.788	127	231	358	42	169	3	41	52	56	539	8.1	1.0	12.3
20-21 SAC	61	1782	366	575	.637	2	11	.182	135	170	.794	144	360	504	101	213	4	39	75	96	869	8.3	1.7	14.2
21-22 SAC	45	1074	198	300	.660	2	5	.400	70	90	.778	93	224	317	48	128	1	17	56	41	468	7.0	1.1	10.4
TOTALS	376	7922	1488	2459	.605	43	168	.256	586	786	.746	692	1475	2167	403	92	16	220	347	396	3605	5.8	1.1	9.6

NBA PLAYOFFS STATISTICS

YEAR-TEAM	G	MIN	FGM	FGA	PCT	FG3M	FG3A	PCT	FTM	FTA	PCT	OFF	DEF	TOT	AST	PF	DQ	STL	TO	BLK	PTS	RPG	APG	PPG
17-18 PHI	3	11	0	1	.000	0	0	---	0	0	---	0	1	1	1	0	0	0	0	0	0	0.3	0.3	0.0
TOTALS	3	11	0	1	.000	0	0	---	0	0	---	0	1	1	1	0	0	0	0	0	0	0.3	0.3	0.0

HOLMES' CAREER HIGHS

MIN:	45 (2)	12/26/19	MIN	@	SAC
FGM:	12	11/30/21	LAL	@	SAC
FGA:	19	03/20/17	PHI	@	ORL
3FGM:	3	04/08/17	MIL	@	PHI
3FGA:	4 (4)	12/09/17	PHI	@	CLE
FTM:	10	03/19/21	SAC	@	BOS
FTA:	12	03/19/21	SAC	@	BOS
OREB:	9	12/21/19	SAC	@	MEM
DREB:	15	11/05/21	CHA	@	SAC
REB:	20	11/05/21	CHA	@	SAC
AST:	6 (2)	03/15/21	SAC	@	CHA
STL:	4 (2)	12/09/19	SAC	@	HOU
TO:	6	12/15/19	SAC	@	GSW
BLK:	6 (3)	02/01/21	SAC	@	NOP
PTS:	28	12/04/19	SAC	@	POR

TRANSACTIONS/CAREER NOTES: Selected in the second round (37th overall) of the 2015 NBA Draft by the Philadelphia 76ers out of Bowling Green (6/25/15) ... Signed a multi-year deal with Philadelphia (6/30/15) ... Had his team option exercised extending his contract with Philadelphia (6/12/18) ... Acquired by Phoenix in a trade from Philadelphia for cash considerations (6/20/18) ... Signed a contract with Sacramento (7/16/19) ... signed a multi-year contract with Sacramento (8/6/21).

NBA CAREER: Averaging 9.6 ppg (.605 FG%, .256 3pt%, .746 FT%), 5.8 rpg, 1.1 apg, 0.6 spg, 1.1 bpg and 21.1 mpg in 376 career NBA games (160 starts) over seven seasons with three teams: Philadelphia (2015-18), Phoenix (2018-19) and Sacramento (2019-22).

NBA PLAYOFFS: Has appeared in three career playoff games seeing 11 minutes of postseason action, totaling one rebound and one assist.

NBA G LEAGUE: Averaged 12.2 ppg (.592 FG%, 1-6 3pt, .737 FT%), 6.7 rpg, 1.0 apg, 1.5 bpg and 24.5 mpg in six games (6 starts) with the Delaware Blue Coats during the 2016-17 season.

2021-22 (Sacramento): Averaged 9.6 ppg (.605 FG%, .256 3pt%, .746 FT%), 7.0 rpg, 1.1 apg and 23.9 mpg in 45 games (37 starts) ... Scored in double figures in 22 games, including six games with 20 points or more ... Collected 10+ rebounds in 10 games, 15+ rebounds in two games and 20 rebounds in one game ... Recorded eight double-doubles ... Missed 37 games ... Inactive in one game due to right eye contusion (11/24) ... Inactive in two games due to non-covid illness (11/26-11/28) ... Inactive in six games due to a right eye injury (12/10-12/13, 12/15-12/20) ... Did not dress in one game due to a right eye injury (12/15) ... Inactive in six games due to health and safety protocols (1/2-1/10) ... Inactive in two games due to return to competition reconditioning (1/12-1/14) ... Not with team for one game due to personal reasons (2/8) ... Did not play in two games due to back soreness (2/24, 2/28) ... Inactive in two games due to back soreness (2/26, 3/2) ... Did not dress in one game due to back soreness (3/3) ... Inactive in 13 games due to personal reasons (3/7-3/9, 3/18-4/10) ... **Top Single-Game Performances:** Went 9-of-12 from the floor while converting on five of seven free throw attempts, finishing with 23 points and 20 boards in a win vs. CHA (11/5/21) to become the first Kings player with 20-20 since DeMarcus Cousins on Nov. 28, 2016; just one of 13 players in '21-22 with a 20-20 performance... Pulled down 15 rebounds and added 16 points and four blocks at OKC (11/12/21) ... Scored a season-high 27 points to go with eight rebounds as he went a perfect 12-for-12 from the field vs. LAL (11/30/21).

HOLMES' PLAYOFF CAREER HIGHS

MIN:	6	04/14/18	MIA	@	PHI
FGM:					
FGA:	1	04/30/18	PHI	@	BOS
3FGM:					
3FGA:					
FTM:					
FTA:					
OREB:					
DREB:	1	04/16/18	MIA	@	PHI
REB:	1	04/16/18	MIA	@	PHI
AST:	1	04/14/18	MIA	@	PHI
STL:					
TO:					
BLK:					
PTS:					

2020-21 (Sacramento): Averaged 14.2 ppg (.637 FG%, .182 3pt%, .794 FT%), 8.3 rpg, 1.7 apg, 1.6 bpg and 29.2 mpg in 61 games (61 starts) ... Ranked second in the NBA in field goal percentage ... Among league leaders, finished the season eighth in blocks and 18th in rebounds per game ... Scored in double-digits in 51 games, including 20 points or more in 13 games ... Collected 10 or more rebounds in 22 games and 15+ rebounds in four games ... Had 21 double-doubles ... Blocked five-plus shots 4 times ... Did not play in one game due to left ankle soreness (1/9) ... Did not play in one game due to right knee soreness (2/15) ... Did not dress in two games due to right knee soreness (2/18-2/20) ... Inactive in five games due to right hamstring strain (4/14-4/21) ... Inactive in two games due to right knee soreness (5/14-5/16) ... **Top Single-Game Performances:** Recorded 16 points, 10 rebounds and a career-high six blocks vs. IND (1/11/21) ... Totaled 10 points, 14 rebounds and a career-high tying six blocks vs. NYK (1/22/21) ... Blocked a career-high tying six shots to go along with 17 points and 10 rebounds at NOP (2/1/21) ... Recorded a career-high tying six assists while adding 17 points, 15 boards and four blocks at CHA (3/15/21).

2019-20 (Sacramento): Averaged 12.3 ppg (.648 FG%, .788 FT%), 8.1 rpg, 1.0 apg, 0.9 spg, 1.3 bpg and 28.2 mpg in 44 games (38 starts) ... As a starter, averaged 12.7 ppg (.656 FG%, .812 FT%), 8.5 rpg, 1.0 apg, 1.1 spg, 1.3 bpg and 29.6 mpg in 38 games ... As a reserve, averaged 9.5 ppg (.590 FG%, .647 FT%), 6.0 rpg, 0.5 apg, 1.3 bpg and 19.7 mpg in six games ... Led the Kings in scoring five times and in rebounding 21 times ... Scored in double figures in 29 games, including seven games with 20+ points ... Grabbed 10 or more boards in 15 games ... Totaled 13 double-doubles, setting a new single-season career-high, including three straight double-doubles from Dec. 21 to Dec. 26, 2019; had multiple games with 20 points and 15 rebounds, the most in a single season by a Kings player since DeMarcus Cousins during the 2016-17 season ... Missed 28 games ... Inactive in two games due to a right shoulder strain (1/7/20, 1/10/20) ... Inactive in 23 games due to right shoulder soreness (1/13-3/5/20) ... Inactive in three games due to right hip soreness (8/9-8/13/20) ... **Top Single-Game Performances:** Posted 24 points going 10-for-14 from the floor, which included seven makes without a miss to go with 13 rebounds and two blocks vs. Denver (10/28) as he became only the second player in franchise history to total 24 points, 13 rebounds and two blocks while making 10+ field goals and shooting .650% from the field off the bench and the first player in the Sac era ... Totaled 20 points and 15 rebounds, including a new career-high with 12 defensive boards in a win vs. Phoenix (11/19/19) ... Totaled a career-high 28 points and 10 rebounds making a career-high tying 11 field goals at Portland (12/4/19) ... Notched 13 points, 14 rebounds and five assists as he tied his career-high in assists at San Antonio (12/6/19) ... Recorded 16 points, eight rebounds a career-high tying four steals as he also tied career-highs in makes and attempts from the line going 8-for-8 in a win at Houston (12/9/19) ... Collected a career-high nine offensive rebounds as he totaled 12 rebounds and 18 points at Memphis (12/21/19) ... Notched 20 points and a new career-high 18 boards on 9-of-15 shooting vs. Minnesota (12/26/19) as he became the first Kings player with at least 20 points and 18 rebounds since DeMarcus Cousins (Jan. 28, 2017 at CHA) ... Grabbed 10 rebounds to go with 22 points as he shot 8-of-13 from the field vs. the LA Clippers (12/31/19).

2018-19 (Phoenix): Averaged 8.2 ppg (.608 FG%, .731 FT%), 4.7 rpg, 0.9 apg, 0.6 sig, 1.1 bpg and 16.9 mpg in 70 game [4 starts] ... As a starter, averaged 12.0 ppg (.647 FG%, .500 FT%) 6.8 rpg, 1.5 apg, 1.5 bpg and 28.3 mpg in four games ... As a reserve, averaged 7.9 ppg (.604 FG%, .743 FT%), 4.6 rpg, 0.8 apg, 0.6 spg, 1.1 bpg and 16.2 mpg in 66 games ... Set career-highs in field goal percentage, free throw percentage and blocks per game for a single season ... Ranked 23rd in blocks per game in the NBA ... One of two players to record 75+ blocks while playing in 1,200 total minutes or less during the 2018-19 season ... Led the Suns in scoring two times and in rebounding seven times ... Scored in double figures in 32 games ... Grabbed 10+ rebounds in five contests ... Collected five double-doubles, tying his career-high for double-doubles in a season ... Missed 12 games ... Inactive in one game due to stomach flu (12/31/18) ... Inactive in four games due to a right foot sprain (1/20-1/25/19) ... Did not dress in one game due to a right quad strain (3/16/19) ... Inactive in one game due to a right quad strain (3/18/19) ... Inactive in one game due to a headache (3/30/19) ... Did not dress in three games due to a left ankle sprain (4/5-4/9/19) ... **Top Single-Game Performances:** Posted 10 points, four rebounds, two blocks and a career-best four steals at the LA Clippers (11/28/18) ... Recorded a double-double with 10 points, 10 rebounds and three assists, including a career-high tying six offensive rebounds vs. Sacramento (12/4/18) ... Scored a season-high 19 points to go with seven boards, three blocks, two assists and one steal vs. the LA Clippers (12/10/18) ... Dished out a career-high tying five assists while notching 16 points, six rebounds, two steals and one block at Dallas (1/9/19) ... Collected 11 boards and added 12 points as he went 5-of-9 from the floor at Houston (3/15/19) ... Made a career-high eight free throws on a career-high tying eight attempts for 14 points at Sacramento (3/23/19).

2017-18 (Philadelphia): Averaged 6.5 ppg (.560 FG%, 4-31 3pt, .661 FT%), 4.4 rpg, 1.3 apg, 0.4 spg, 0.6 bpg and 15.5 mpg in 48 games (2 starts) ... As a starter, averaged 10.5 ppg (8-14 FG, 1-3 3pt, 4-7 FT), 8.0 rpg, 2.0 apg, 1.0 bog and 24.1 mpg in two games ... As a reserve, averaged 6.3 ppg (.559 FG%, 3-28 3pt, .673 FT%), 4.2 rpg, 1.2 apg, 0.4 spg, 0.6 bpg and 15.2 mpg in 46 games ... Set a career-high in assists per game for a single season ... Scored in double figures in 14 four games ... Grabbed 10 or more rebounds in one game ... Recorded one double-double ... Missed 34 games ... Inactive in eight games due to non-displaced fracture in the radial bone of his left wrist (10/18-11/1/17) ... Did not play in 24 games due to coach's decision (11/13/17, 11/20/17, 11/22/17, 11/29/17, 12/2/17, 12/4/17, 12/25/17, 12/28/17, 12/31/17, 1/20/18, 1/22/18, 1/31-2/6/18, 2/10/18, 2/12/18, 2/22/18, 3/1/18, 3/4/18, 3/8/18, 3/13/18, 3/15/18, 3/19/18, 3/21/18) ... Not with team in one game due to gastroenteritis (1/15/18) ... Inactive in one game due to gastroenteritis (1/18/18) ... **Top Single-Game Performances:** Recorded 15 points, 11 rebounds, two assists and one block as he grabbed a career-high tying 11 defensive boards in a win at Minnesota (12/12/17) ... Tallied two points, two steals, two blocks and a career-high tying five assists in a win at Brooklyn (3/11/18) ... Totaled 11 points, three rebounds, three assists and three steals in a win at Detroit (4/4/18) ... Scored a season-high 19 points on 8-of-11 shooting to accompany seven rebounds, two blocks and one steal in a win vs. Milwaukee (4/11/18).

2018 NBA Playoffs: Recorded one rebound and one assist in 11 minutes of postseason competition going 0-of-1 from the field in three games (0 starts) for Philadelphia ... Missed seven games ... Did not play in seven games due to coach's decision (4/19-4/24/18, 5/3-5/9/18).

2016-17 (Philadelphia): Averaged 9.8 ppg (. FG%, 3pt, . FT%), 5.5 rpg, 1.0 bog and 20.9 mpg in 57 games (17 starts) ... As a starter, averaged 14.0 ppg (.544 FG%, .310 3pt%, .794 FT%), 7.2 rpg, 1.5 apg, 0.9 spg, 0.9 bpg and 28.6 mpg in 17 games ... As a reserve, averaged 8.0 ppg (.570 FG%, .400 3pt%, .652 FT%), 4.7 rpg, 0.8 apg, 0.7 spg, 1.0 bpg and 17.7 mpg in 40 games ... Set career-highs in points and rebounds per game along with a career-high in field goals made (230), 3-point field goals made (27) and 3-point field goal percentage for a single season ... Scored in double figures in 29 games, including three games with 20 points or more ... Grabbed 10+ rebounds in six games ... Recorded a career-high five double-doubles ... Missed 25 games ... Did not play 12 games due to coach's decision (11/5/16, 11/21/16, 11/27/16, 12/16-12/20/16, 1/6-

1/11/17, 1/27/17, 1/30/17, 2/15/17) ... Not with team in one game due to illness (11/23/16 ... Not with team in four games due to concussion protocol (12/23-12/30/16) ... Did not dress in one game due to concussion protocol (1/3/17) ... Inactive in five games due to G League assignment (1/13-1/20/17) ... Not with team in two games due to upper respiratory infection (2/8/17, 2/9/17) ... **Top Single-Game Performances:** Tallied five blocks for a new career-high as he added 12 points, 10 rebounds, two steals and one assist in a win vs. Washington (2/24/17) ... Posted 24 points as he shot 11-of-19 from the floor, setting career-highs in field goals made and attempted to go with career-bests of 14 rebounds and five assists at Orlando (3/20/17) ... Notched a double-double with 11 points, 12 rebounds and two steals as he collected a career-high 11 defensive rebounds at Indiana (3/26/17) ... Went 11-for-16 from the field, tying his career-high in field goals made as he scored a career-high 25 points and added eight rebounds vs. Atlanta (3/29/17) ... Knocked down a career-high three 3-pointers and finished the game 6-of-11 from the field for 17 points to go with 10 boards and one block vs. Milwaukee (4/8/17).

2015-16 (Philadelphia): Averaged 5.6 ppg (.514 FG%, 8-44 3pt, .689 FT%), 2.6 rpg, 0.6 apg, 0.4 spg, 0.8 bpg and 13.8 mpg in 51 games (1 start) ... As a starter, totaled 11 points (4-9 FG, 0-3 3pt, 3-5 FT), three rebounds, one assist and two blocks in 28 minutes in one game ... As a reserve, averaged 5.5 ppg (.516 FG%, 8-41 3pt, .696 FT%), 2.6 rpg, 0.6 apg, 0.4 spg, 0.8 bpg and 13.5 mpg in 50 games ... Became 18th rookie in NBA history since 1973-74, when the steal was first recorded as a statistic, to total 40 blocks in 750 minutes or less in the player's first career season ... Among first-year players, ranked seventh in blocks per game and eighth in total blocks (40) ... Scored in double figures in 11 games ... Missed 31 games ... Did not dress in four games due to a right hamstring strain (11/11/15, 11/16-11/20/15) ... Not with team in two games due to a right hamstring strain (11/13/15, 11/14/15) ... Did not play in three games due to a right hamstring strain (11/21-11/25/15) ... Did not play in four games due to coach's decision (12/1/15, 1/9/16, 1/10/16, 1/30/16) ... Inactive in two games due to a sprained right ankle (2/5-2/6/16) ... Did not play in one game due to a sprained right ankle (2/8/16) ... Did not dress in 13 games due to a right Achilles strain (3/12/16, 3/17-3/21/16, 3/27/16, 3/29/16, 4/2-4/13/16) ... Not with team in two games due to a right Achilles strain (3/15/16, 4/1/15) ... **Top Single-Game Performances:** Shot 5-of-8 on field goal attempts for 12 points along with seven rebounds, two blocks and one steal at Atlanta (12/16/15) ... Scored a season-high 18 points as he went 8-for-11 from the field while adding three rebounds and three blocks at Utah (12/28/15) ... Recorded 13 points, eight rebounds and two assists, including a career-high six offensive rebounds vs. Miami (3/4/16).

COLLEGE (Bowling Green, 2012-15; Moraine Valley CC, 2011-12): Averaged 11.5 points (.554 FG%, .353 3pt, .697 FT%), 6.9 rpg, 0.7 apg, 0.8 spg, 2.6 bpg and 26.5 mpg in 95 career collegiate games (64 starts) over three seasons at Bowling Green from 2012-15 ... Only player in BGSU Men's basketball history to total 1,000 points, 600 rebounds and 200 blocks or more during their collegiate career ... Holds the program's all-time record with 244 career blocks while ranking seventh in career field goal percentage ... Sixth in the MAC conference in career blocks and third in the conference in blocks per game average ... As a senior, averaged 14.7 ppg (.563 FG%, .419 3pt%, .712 FT%), 8.0 rpg, 0.8 apg, 0.7 spg, 2.7 bpg and 28.8 mpg in 31 games (31 starts) during the 2014-15 season on his way to earning MAC Defensive Player of the Year and a spot on the All-MAC First Team ... Second most blocks in program history for a single season ... Named to the NABC District 14 All-District First Team and received MAC East Division Men's Basketball Player of the Week on four occasions ... Among the nation's leaders, ranked 19th in blocks per game, 25th in total blocks (83) and 25th in field goal percentage ... **Top Single-Game Performances:** Posted 25 points, 18 rebounds and five blocks and he went 10-for-12 from the floor in a win at Detroit (11/30/14) ... Totaled 21 points, 12 rebounds, five blocks and two steals vs. Miami (OH) (2/18/15) ... Made eight of his 10 shots from the charity stripe recording 14 points and 11 rebounds vs. Canisius ... As a junior, averaged 13.3 ppg (.507 FG%, .300 3pt%, .706 FT%), 7.7 rpg, 0.9 apg, 1.1 spg, 2.8 bpg and 32.0 mpg in 32 games (31 starts) during the 2013-14 season on his way to a MAC All-Conference Third Team selection ... Most blocks (88) in a single season in program history ... He was one of five players in 2013-14 to average 2.75 blocks and 1.1 steals per game ... **Top Single-Game Performances:** Scored a season-high 26 points to go with nine rebounds and five blocks at Xavier (12/7/13) ... Recorded 21 points, 14 rebounds, four assists and seven blocks in a win vs. North Dakota (12/11/13) ... Totaled 17 points, seven blocks, five boards and two steals in a win at Morehead State (12/15/13) ... As a sophomore, averaged 6.5 ppg (.633 FG%, 0-2 3pt, .620 FT%), 5.0 rpg, 0.5 spg, 2.3 bpg and 18.8 mpg in 32 games (2 starts) in his first season at Bowling Green during the 2012-13 season ... Set the school record for most blocks in a season with 73, which now ranks third in program history after he eclipsed his 2012-13 blocks total in the 2013-14 and 2014-15 seasons ... **Top Single-Game Performances:** Notched 15 points, eight rebounds and four blocks at Akron (2/16/13) ... Posted nine points, 10 rebounds, one steal and one block in a win vs. New Orleans (2/21/13) ... In his lone season at Moraine Valley Community College, averaged 19.3 points, 9.3 rebounds and 5.2 blocks per game on his way to earning NJCAA All-American honors and Skyway Conference Player of the Year ... Led the team to a 27-9 record as a team captain and set the program record for most blocked shots in a single season.

HIGH SCHOOL: Attended Lockport Township High School where he played two years of varsity basketball ... He grew from 6'2" to 6'9" going in to high school, but did not receive any Division 1 offers until he had already committed to playing for Moraine Valley Community College ... Averaged 11.0 points, 7.2 rebounds and 4.1 blocks per game during his senior season as he set the school record for blocked shots.

PERSONAL: Born on Oct. 15, 1993 to Richard Sr, and Lydecia Holmes ... His parents are both Doctors of Divinity who run a church in Chicago ... Has three brothers ... Along with teammates Harrison Barnes, Bogdan Bogdanovic and De'Aaron Fox jointly donated more than 1,000 meals to families and children during the COVID-19 pandemic while also directly supporting local restaurants ... Hosts a two-day camp in his hometown at his old high school, Lockport Township, for boys and girls ages 7-18 to help develop fundamentally strong athletes by teaching training methods and implementing the value of high characters and moral values ... Majored in Liberal Studies at Bowling Green ... @Rich_Holmes22 on Twitter.

#9 KEVIN HUERTER

POSITION: Guard

HEIGHT/WEIGHT: 6-7 / 202lbs

YEARS: 5th NBA Season

BEFORE NBA/COUNTRY: Maryland/USA

HIGH SCHOOL: Shenendehowa HS
(Clifton Park, NY)

BORN: 08/27/98 (Albany, NY)



NBA REGULAR SEASON STATISTICS

YEAR-TEAM	G	MIN	FGM	FGA	PCT	FG3M	FG3A	PCT	FTM	FTA	PCT	OFF	DEF	TOT	AST	PF	DQ	STL	TO	BLK	PTS	RPG	APG	PPG
18-19 ATL	75	2048	275	657	.419	136	353	.385	41	56	.732	60	185	245	214	155	0	65	109	25	727	3.3	2.9	9.7
19-20 ATL	56	1760	252	610	.413	127	334	.380	53	64	.828	35	193	228	213	139	1	87	51	27	684	4.1	3.8	12.2
20-21 ATL	69	2126	316	731	.432	140	386	.363	50	64	.781	38	193	231	241	165	1	82	79	18	822	3.3	3.5	11.9
21-22 ATL	74	2188	345	760	.454	160	411	.389	42	52	.808	32	222	254	203	185	2	55	91	26	892	3.4	2.7	12.1
TOTALS	274	8122	1188	2758	.431	563	1484	.379	186	236	.788	165	793	358	871	644	4	253	366	96	3125	3.5	3.2	11.4

NBA PLAYOFFS STATISTICS

YEAR-TEAM	G	MIN	FGM	FGA	PCT	FG3M	FG3A	PCT	FTM	FTA	PCT	OFF	DEF	TOT	AST	PF	DQ	STL	TO	BLK	PTS	RPG	APG	PPG
20-21 ATL	18	558	77	180	.428	33	95	.347	12	17	.706	11	58	69	51	49	0	14	19	16	199	3.8	2.8	11.1
21-22 ATL	5	154	17	47	.362	9	31	.290	3	4	.750	1	14	15	19	46	0	6	11	3	46	3.0	3.8	9.2
TOTALS	23	712	94	227	.414	42	126	.333	15	21	.714	12	72	84	70	64	0	20	30	19	245	3.7	3.0	10.7

HUERTER'S CAREER HIGHS

MIN:	48	02/09/20	NYK	@	ATL
FGM:	11 (3)	11/09/21	ATL	@	UTA
FGA:	22	02/07/20	ATL	@	BOS
3FGM:	7	12/05/21	CHA	@	ATL
3FGA:	12 (2)	03/25/22	GSW	@	ATL
FTM:	6	02/07/20	ATL	@	BOS
FTA:	7	01/05/22	ATL	@	SAC
OREB:	3 (10)	03/03/21	ATL	@	ORL
DREB:	12	01/14/20	PHX	@	ATL
REB:	15	01/14/20	PHX	@	ATL
AST:	10 (3)	02/13/21	IND	@	ATL
STL:	6	02/28/21	ATL	@	MIA
TO:	6	12/30/19	ATL	@	ORL
BLK:	2 (12)	03/22/22	ATL	@	NYK
PTS:	29	01/11/19	ATL	@	PHI

TRANSACTIONS/CAREER NOTES: An early entant candidate, selected in the first round (19th overall) of the 2018 NBA Draft by the Atlanta out of Maryland(6/21/18) ... Signed a multiyear contract with Atlanta (7/1/18) ... Signed a contract extension with Atlanta (10/18/21) ... Acquired by Sacramento from Atlanta in exchange for Marucie Harkless, Justin Holiday and a 2024 protected first-round pick (7/6/22).

NBA CAREER: Averaging 11.4 ppg (.431 FG%, .379 3pt%, .788 FT%), 3.5 rpg, 3.2 apg and 29.6 mpg in 274 career NBA games (216 starts) over four seasons with one team: Atlanta (2018-22) ... In Hawks franchise history, ranks sixth in total made 3s (563) and ninth in 3-point percentage (.379).

NBA PLAYOFFS: Averaging 10.7 ppg (.414 FG%, .333 3pt%, .714 FT%), 3.7 rpg, 3.0 apg and 30.9 mpg in 23 games (15 starts) with one team: Atlanta (2020-22).

2021-22 (Atlanta): Averaged 12.1 ppg (.454 FG%, .389 3pt%, .808 FT%), 3.4 rpg, 2.7 apg and 29.6 mpg in 74 games (60 starts) ... As a starter, averaged 12.9 ppg (.463 FG%, .413 3pt%, .868 FT%), 3.4 rpg, 2.9 apg and 31.0 mpg in 60 games ... As a reserve, averaged 8.6 ppg (.405 FG%, .236 3pt%, .643 FT%), 3.8 rpg, 2.2 apg and 23.6 mpg in 14 games ... Scored 10+ points in 45 games and 20+ points in 10 games ... Pulled down 10+ rebounds in one game ... Posted one double-double ... Missed eight games ... Inactive in five games due to health and safety protocols (12/22, 12/25-12/31) ... Did not play in one game due to health and safety protocols (12/23) ... Inactive in one game due to left shoulder soreness (3/7) ... **Top Single-Game Performances:** Knocked down 11 of his 18 field goal attempts, including 6-for-9 from 3-point distance, scoring a season-high 28 points at UTA (11/9/21) ... Tied his season best with 28 points, connecting on nine of 14 attempts from the floor, including a career-high seven triples vs. CHA (12/5/21) ... Tallied his lone double-double of the season, totaling 25 points, 11 rebounds and five assists at SAC (1/5/22).

2022 NBA Playoffs: Averaged 9.2 ppg (.362 FG%, .290 3pt%, 3-4 FT), 3.0 rpg, 3.8 apg, 1.2 spg and 30.8 mpg in five games (5 starts) ... Had two double-digit scoring efforts ... **Top Single-Game Performances:** Went 5-of-13 from the floor, posting 13 points, five rebounds, four assists and a pair of steals vs. MIA (4/22/22) ... Shot 5-for-9 from the field, finishing with 12 points, three assists and two steals at MIA (4/26/22).

2020-21 (Atlanta): Averaged 11.9 ppg (.432 FG%, .363 3pt%, .781 FT%), 3.3 rpg, 3.5 apg, 1.2 spg and 30.8 mpg in 69 games (49 starts) ... As a starter, averaged 12.7 ppg (.447 FG%, .366

HUERTER'S PLAYOFF CAREER HIGHS

MIN:	34	04/19/22	ATL	@	MIA
FGM:	5 (2)	04/26/22	ATL	@	MIA
FGA:	13	04/22/22	MIA	@	ATL
3FGM:	3	04/19/22	ATL	@	MIA
3FGA:	8	04/22/22	MIA	@	ATL
FTM:	2	04/22/22	MIA	@	ATL
FTA:	2 (2)	04/24/22	MIA	@	ATL
OREB:	1	04/17/22	ATL	@	MIA
DREB:	5	04/22/22	MIA	@	ATL
REB:	5	04/22/22	MIA	@	ATL
AST:	1	04/14/18	MIA	@	PHI
STL:	2 (2)	04/26/22	MIA	@	ATL
TO:	4	04/24/22	MIA	@	ATL
BLK:	1 (3)	04/26/22	ATL	@	MIA
PTS:	13	04/22/22	MIA	@	ATL

#9 KEVIN HUERTER

3pt%, .784 FT%), 3.6 rpg, 3.7 apg, 1.3 spg and 32.9 mpg in 49 games ... As a reserve, averaged 9.9 ppg (.391 FG%, .355 3pt%, .769 FT%), 2.9 rpg, 3.1 apg and 25.7 mpg in 20 games ... Ranked tied for 20th in total steals (82) among league leaders ... Scored in double figures in 46 games, including seven games with 20+ points ... Grabbed 10 boards in one game ... Had 10 or more assists in two games ... Recorded three double-doubles ... Missed three games ... Inactive in two games due to a left shoulder sprain (4/28-4/30) ... Did not play in one game due to left ankle soreness (5/16) ... **Top Single-Game Performances:** Notched 13 points and 10 rebounds vs. CLE (1/2/21) ... Posted a career-high 10 assists to go with 21 points and five rebounds for a double-double vs. DAL (2/3/21)... Went 10-for-15 from the floor, scoring a season-high 24 points at NOP (4/2/21).

2021 NBA Playoffs: Averaged 11.1 ppg (.428 FG%, .347 3pt%, .706 FT%), 3.8 rpg, 2.8 apg and 31.0 mpg in 18 games (10 starts) ... As a starter, averaged 11.4 ppg (.375 FG%, .281 3pt%, .727 FT%), 4.4 rpg, 3.7 apg, 1.1 spg and 35.3 mpg in 10 games ... As a reserve, averaged 10.6 ppg (.533 FG%, .447 3pt%, .667 FT%), 3.1 rpg, 1.8 apg and 25.6 mpg in eight games ... Scored in double figures in 11 games, including two games with 20 points or more ... Grabbed 10+ rebounds in one game ... Recorded one double-double ... **Top Single-Game Performances:** Connected on 8-of-10 tries from the floor, tallying a 20-point outing at PHI (6/6/21) ... Collected his first career postseason double-double with 17 points and 11 rebounds vs. PHI (6/18/21) ... Set his postseason career high in scoring with 27 points on 10-of-18 shooting while adding seven rebounds and three assists in a Game 7 win at PHI (6/20/21).

2019-20 (Atlanta): Averaged 12.2 ppg (.413 FG%, .380 3pt%, .828 FT%), 4.1 rpg, 3.8 apg and 31.4 mpg in 56 games (48 starts) ... As a starter, averaged 13.0 ppg (.416 FG%, .384 3pt%, .843 FT%), 4.3 rpg, 3.9 apg and 33.2 mpg in 48 games ... As a reserve, averaged 7.5 ppg (.385 FG%, .345 3pt%, .769 FT%), 2.9 rpg, 3.0 apg and 21.0 mpg in eight games ... Scored in double figures in 35 games, including six games with 20 points or better ... Collected 15 rebounds in one game ... Tallied 10 assists in one game ... Notched two double-doubles ... Missed 11 games ... Inactive in 11 games due to a left rotator cuff strain (11/14-12/2) ... **Top Single-Game Performances:** Converted on 10-of-18 shots from the field, posting 26 points, six boards and five assists vs. IND (1/4/20) ... Finished with 22 points and eight boards on 8-of-12 shooting while making six of his eight 3s vs. DEN (1/6/20) ... Totaled 23 points, a career-high 15 rebounds and eight assists in a win vs. PHX (1/14/20) ... Recorded 14 points and a career-high 10 assists at WAS (3/6/20).

2018-19 (Atlanta): Averaged 9.7 ppg (.419 FG%, .385 3pt%, .732 FT%), 3.3 rpg, 2.9 apg and 27.3 mpg in 75 games (59 starts) games ... As a starter, averaged 10.8 ppg (.422 FG%, .386 3pt%, .740 FT%), 3.3 rpg, 3.2 apg, 1.0 spg and 29.9 mpg in 59 games ... As a reserve, averaged 5.4 ppg (.393 FG%, .378 3pt%, .667 FT%), 3.1 rpg, 1.4 apg and 17.8 mpg in 16 games ... Scored in double figures in 37 games, including 20+ points in three games ... Collected 10 rebounds in two games ... Notched one double-double ... Missed seven games ... Did not play in one game due to a mid-back sprain (1/8) ... Did not dress in one game due to a mid-back sprain (4/5) ... Did not play in one game due to a sore neck (1/21) ... **Top Single-Game Performances:** Went 8-for-15 from the floor and made six of his nine attempts from beyond the arc, scoring 22 points at IND (12/31/18) ... Grabbed 10 rebounds to go with 14 points at BKN (1/9/19) ... Scored a season-high 29 points on 11-of-17 shooting, knocking down five 3s at PHI (1/11/19).

COLLEGE (Maryland, 2016-18): Averaged 12.0 ppg (.466 FG%, .394 3pt%, .748 FT%), 5.0 rpg, 3.0 apg and 31.9 mpg in 65 games (65 starts) in two seasons at Maryland from 2016-18 ... An All Big-Ten Honorable Mention as a sophomore, averaging 14.8 ppg (.503 FG%, .417 3pt%, .758 FT%), 5.0 rpg, 3.4 apg and 34.4 mpg in 32 games (32 starts) ... Ranked eighth in the Big Ten in three-point field goals per game (2.3) and ninth in three-point percentage ... His 76 3-pointers made was the fifth-highest total in a single season in school history, and his 3FG% ranked seventh ... Scored in double figures in 29 games and had four games with 20-or-more points ... Grabbed 10+ rebounds in three games ... Recorded two double-doubles ... **Top Single-Game Performances:** Scored 23 points going 8-for-11 from the field, including 7-of-9 from behind the 3-point line at Syracuse (11/27/17) ... Finished with 12 points, 15 rebounds, eight assists and three blocks vs. Fairleigh Dickinson (12/21/17) ... Totaled 16 points, 11 rebounds and five assists at Indiana (1/22/18) ... As a sophomore, averaged 9.3 ppg (.420 FG%, .371 3pt%, .714 FT%), 4.9 rpg, 2.7 apg, 1.0 spg and 29.4 mpg in 33 games (33 starts) ... Scored in double figures in 14 games, including 20+ points in one game ... Grabbed 10 rebounds in one game ... Posted one double-double ... **Top Single-Game Performances:** Had 12 points and 10 rebounds against Richmond (11/25/16) ... Scored 26 points on 9-of-17 shooting while making seven 3-pointers vs. Nebraska (1/1/17).

USA BASKETBALL: Earned a gold medal at the 2016 FIBA Americas U18 Championship in Valdivia, Chile ... Helped guide the U19 team to the bronze medal at the 2017 FIBA Americas U19 Championships in Cairo, Egypt.

PERSONAL: Parents are Tom and Erin Huerter ... Has a brother, Thomas, Jr., and two sisters - Meghan and Jillian ... Thomas, Jr. is a graduate transfer at Catholic University this season ... His father led Siena to its first ever NCAA Tournament appearance in 1989, helping lead the 14th-seeded Saints to an 80-78 upset win over the third-seeded Stanford Cardinal in the first round in the NCAA Tournament in 1989 ... Nickname is the "Red Mamba" ... Starting center fielder on his high school baseball team who captured the state championship his senior year ... High school baseball teammate, Ian Anderson, was selected by the Atlanta Braves in the first round (third overall) in the 2016 Major League Baseball Draft ... Majored in Letters & Sciences at Maryland ... On Twitter @KevinHuerter and Instagram @kevin_huerter.

#25 ALEX LEN

POSITION: Center

HEIGHT/WEIGHT: 7-0 / 250lbs

YEARS: 10th NBA Season

BEFORE NBA/COUNTRY: Maryland/Ukraine

BORN: 06/16/93 (Antratsit, UKR)



NBA REGULAR SEASON STATISTICS

YEAR-TEAM	G	MIN	FGM	FGA	PCT	FG3M	FG3A	PCT	FTM	FTA	PCT	OFF	DEF	TOT	AST	PF	DQ	STL	TO	BLK	PTS	RPG	APG	PPG
13-14 PHO	42	362	33	78	.423	0	0	---	20	31	.645	39	60	99	4	68	0	4	26	18	86	2.4	0.1	2.0
14-15 PHO	69	1518	179	353	.507	1	3	.333	73	104	.702	142	312	454	32	213	4	34	74	105	432	6.6	0.5	6.3
15-16 PHO	78	1821	264	624	.423	1	7	.143	174	293	.728	178	416	594	97	230	3	38	145	62	703	7.6	1.2	9.0
16-17 PHO	77	1560	230	463	.497	3	12	.250	150	208	.721	156	354	510	44	242	7	38	102	98	613	6.6	0.6	8.0
17-18 PHO	69	1395	214	378	.566	1	3	.333	158	231	.684	175	343	518	82	158	2	27	78	61	587	7.5	1.2	8.5
18-19 ATL	77	1544	320	648	.494	74	204	.363	140	216	.648	158	266	424	86	200	1	27	97	69	854	5.5	1.1	11.1
19-20 ATL/SAC	55	970	177	319	.555	16	59	.271	68	105	.648	100	221	321	50	127	1	23	55	48	438	5.8	0.9	8.0
20-21 TOR/WAS	64	979	171	278	.615	8	25	.320	73	116	.629	78	182	260	49	127	1	20	55	64	423	4.1	0.8	6.6
21-22 SAC	39	620	94	176	.534	6	21	.286	41	63	.651	52	109	161	45	100	1	13	43	25	235	5.9	0.9	6.0
TOTALS	570	10769	1682	3317	.507	110	334	.329	897	1313	.683	1078	2263	3341	489	1465	20	224	675	550	4371	4.1	1.2	7.7

NBA PLAYOFFS STATISTICS

YEAR-TEAM	G	MIN	FGM	FGA	PCT	FG3M	FG3A	PCT	FTM	FTA	PCT	OFF	DEF	TOT	AST	PF	DQ	STL	TO	BLK	PTS	RPG	APG	PPG
20-21 WAS	5	42	8	14	.571	0	0	---	4	7	.571	4	7	11	2	8	0	1	1	0	20	2.2	0.4	4.0
TOTALS	5	42	8	14	.571	0	0	---	4	7	.571	4	7	11	2	8	0	1	1	0	20	2.2	0.4	4.0

TRANSACTIONS/CAREER NOTES: Selected in the first round (5th overall) of the 2013 NBA Draft by Phoenix out of Maryland (6/27/13) ... Signed a contract with Phoenix (8/29/13) ... Signed as a restricted free agent with Phoenix (9/24/17) ... Signed as a free agent with Atlanta (8/3/18) ... Traded by Atlanta along with Jabari Parker to Sacramento for Dewayne Dedmon, a 2020 second round draft pick and a 2021 second round draft pick (2/6/20) ... Signed as a free agent with Toronto (11/25/20) ... Waived by Toronto (1/19/21) ... Signed a contract with Washington (1/23/21) ... Signed a contract with Sacramento (8/13/21).

NBA CAREER: Averaging 7.7 ppg (.507 FG%, .329 3pt%, .683 FT%), 5.9 rpg, 1.0 bpg and 18.9 mpg in 570 career NBA games (235 starts) over nine seasons with five teams: Phoenix (2013-18), Atlanta (2018-20), Sacramento (2019-20, 2021-22), Toronto (2020-21) and Washington (2020-21).

NBA PLAYOFFS: Totaled 20 points (8-14 FG, 4-7 FT), 11 rebounds, two assists and one steal in five career NBA games (3 starts) with one team: Washington (2020-21).

2021-22 (Sacramento): Averaged 6.0 ppg (.534 FG%, 6-21 3pt, .651 FT%), 4.1 rpg, 1.2 apg and 15.9 mpg in 39 games (10 starts) ... As a starter, averaged 7.5 ppg (.463 FG%, 2-8 3pt, .688 FT%), 5.7 rpg and 19.7 mpg in 10 games ... As a reserve, averaging 5.5 ppg (.578 FG%, 4-13 3pt, .638 FT%), 3.6 rpg, 1.3 apg and 14.6 mpg in 29 games ... Scored 10 or more points in eight games ... Recorded three straight games with 10 boards (1/7-1/10) ... Posted two double-doubles ... Inactive in five games due to health and safety protocols (12/17-12/26) ... Not with team for one game due to a non-covid related illness (3/28) ... Did not play in one game due to back soreness (4/3) ... Inactive in three games due to back soreness (4/5-4/10) ... **Top Single-Game Performances:** Recorded 18 points with 10 rebounds against Denver (1/7/22) ... Posted 16 points and 10 boards against Portland (1/9/22).

2020-21 (Toronto/Washington): Averaged 6.6 ppg (.615 FG%, 8-25 3pt, .644 FT%), 4.1 rpg, 1.0 bpg and 15.3 mpg in 64 games (42 starts) ... Averaged 2.3 ppg (5-10 FG, 3-6 3pt, 3-6 FT), 1.6 rpg and 10.9 mpg in seven games (2 starts) with Toronto ... Averaged 7.1 ppg (.619 FG%, 5-19 3pt, .636 FT%), 4.4 rpg, 1.0 bpg and 15.8 mpg in 57 games (40 starts) with Washington ... DNP in 10 games ... Scored 10+ points in 20 games (one with Toronto), including one game with 20+ points ... Grabbed 10+ rebounds in five games ... Posted two double-doubles ... **Top Single-Game Performances:** Had a then-season-high 18 points and six blocks, becoming the first Wizard with five blocks in a game since 2017 at MIA (2/5/21) ... Recorded his first double-double of the season with 13 points and 12 rebounds vs. SAC (3/17/21) ... Scored a season-high 20 points with nine rebounds on BKN (3/21/21) ... Scored 15 points with five rebounds in a win at GSW (4/9/21) ... Had eight points and 10 rebounds at SAC (4/14/21) ... Tallied his second double-double of the season with 17 points and 10 rebounds vs. SAS (4/26/21).

2020 NBA Playoffs: Appeared in five games and averaged 4.0 points (.571 FG%, .571 FT%), 2.2 rebounds and 8.4 minutes per game.

2019-20 (Atlanta/Sacramento): Averaged 8.0 points, 5.8 rebounds, 0.9 blocks and 17.6 minutes in 55 games (12 starts) with Atlanta and

LEN'S CAREER HIGHS

MIN:	40	11/10/17	ORL	@	PHX
FGM:	13	04/07/19	ATL	@	MIL
FGA:	23	04/07/19	ATL	@	MIL
3FGM:	6	04/07/19	ATL	@	MIL
3FGA:	12	04/07/19	ATL	@	MIL
FTM:	11 (2)	11/10/17	ORL	@	PHX
FTA:	14	03/04/16	PHX	@	ORL
OREB:	9	02/04/16	PHX	@	HOU
DREB:	14	12/01/15	PHX	@	BKN
REB:	19	12/16/17	PHX	@	MIN
AST:	7	04/07/16	PHX	@	HOU
STL:	4	11/22/14	PHX	@	IND
TO:	7	04/07/16	PHX	@	HOU
BLK:	6 (5)	02/05/21	WAS	@	MIA
PTS:	33	04/07/19	ATL	@	MIL

LEN'S PLAYOFF CAREER HIGHS

MIN:	16	05/23/21	WAS	@	PHI
FGM:	4	05/23/21	WAS	@	PHI
FGA:	6	05/23/21	WAS	@	PHI
3FGM:					
3FGA:					
FTM:	4	05/23/21	WAS	@	PHI
FTA:	7	05/23/21	WAS	@	PHI
OREB:	3	05/26/21	WAS	@	PHI
DREB:	3	05/23/21	WAS	@	PHI
REB:	5	05/26/21	WAS	@	PHI
AST:	1 (2)	05/31/21	PHI	@	WAS
STL:	1	05/26/21	WAS	@	PHI
TO:	1	05/23/21	WAS	@	PHI
BLK:					
PTS:	12	05/23/21	WAS	@	PHI

Sacramento ... Shot .555 (177-319) from the floor ... Scored in double figures in 21 games with two 20-point outings ... Grabbed 10+ rebounds 10 times ... Recorded eight double-doubles ... Averaged 4.1 points, 4.3 rebounds and 16.5 minutes as a starter ... Acquired by Sacramento from Atlanta on Feb. 6; appeared in 40 games with the Hawks prior to the trade ... **Top Single-Game Performances:** Set season highs with 23 points and 14 rebounds at BKN (12/21/19) ... Matched a season best with 14 rebounds at WAS (1/10/20).

2018-19 (Atlanta): Averaged a career-high 11.1 points, 5.5 rebounds and 20.1 minutes in 77 games (31 starts) with Atlanta ... Shot .494 (320-648) from the field, including a career-best .363 (74-204) from beyond the arc ... Made 74 threes after making six in first five seasons combined ... Scored 10+ points 41 times and 20 or more in 10 games ... Had nine double-doubles ... Averaged 13.2 points, 6.4 rebounds and 24.0 minutes as a starter ... **Top Single-Game Performances:** Scored a career-high 33 points (13-23 FG, 6-12 3PT, 1-7 FT) Apr. 7 at Milwaukee ... Finished with 15 points and a season-best 17 rebounds Dec. 23 at Detroit.

2017-18 (Phoenix): In 69 games (13 starts) with Phoenix, averaged 8.5 points, 7.5 rebounds, 1.2 assists and 20.2 minutes ... Shot a career-best .566 (214-378) from the floor ... Scored 10+ points in 26 games, including a season-high 21 points Nov. 10 vs. Orlando ... Collected 10 or more rebounds in 19 games and had 12 double-doubles ... Ranked second in the NBA averaging 7.2 rebounds off the bench (min. 20 games) ... **Top Single-Game Performances:** Matched a career high with six blocks Mar. 2 vs. Oklahoma City ... Tallied 12 points, a career-high 19 rebounds and six assists off the bench Dec. 16 at Minnesota; became the first reserve since Dennis Rodman in 1994 with at least 12 points, 19 rebounds and six assists ... Became just the 10th player in Suns history to reach 300 career blocks Nov. 24 vs. New Orleans.

2016-17 (Phoenix): Averaged 8.0 ppg (.497 FG%, .721 FT%), 6.6 rpg, 1.3 bpg and 20.3 mpg in 77 games (34 starts) ... As as starter, averaged 9.3 ppg (.519 FG%), 7.8 rpg, 1.5 mpg and 23.0 mpg in 34 games ... As a reserve, averaged 6.9 ppg (.474 FG%, .794 FT%), 5.7 rpg, 1.1 bpg and 18.1 mpg in 43 games ... One of 10 NBA players to average at least 7.5 ppg, 7.5 rpg and 1.5 bpg ... Scored in double figures in 26 games ... Collected 10+ rebounds in 19 games ... Recorded 11 double-doubles ... Did not dress in two games due to a right hip contusion (12/13, 3/12) ... Inactive in one game due to a right hip contusion (12/15) ... Suspended for one game (2/10) ... **Top Single-Game Performances:** Scored a season-high 18 points to go with three blocks vs. POR (11/2/16) ... Collected 16 points, 14 boards and three steals vs. DET (11/9/16) ... Posted a 14-point, 14-rebound performance while adding four blocks at LAL (12/9/16).

2015-16 (Phoenix): Averaged 9.0 ppg (.423 FG%, .728 FT%), 7.6 rpg, 1.2 apg and 23.3 mpg in 78 games (46 starts) ... As as starter, averaged 11.3 ppg (.410 FG%, .753 FT%), 9.1 rpg, 1.7 apg and 28.2 mpg in 46 games ... As a reserve, averaged 5.8 ppg (.462 FG%, .656 FT%), 5.5 rpg and 16.4 mpg in 32 games ... Scored 10+ points in 35 games, 20+ points in five games and 30+ points in one game ... Pulled down 10+ rebounds in 22 games and 15+ rebounds in five games ... Recorded 19 double-doubles ... **Top Single-Game Performances:** Finished with 12 points and 18 rebounds, nine each on the offensive and defensive ending vs. HOU (2/4/16) ... Notched 22 points, 16 boards and a pair of blocks vs. MEM (2/27/16) ... Connected on 10-of-22 field goal tries and going 11-for-14 at the charity stripe, totaling a career-high 31 points and 15 rebounds at ORL (3/4/16).

2014-15 (Phoenix): Averaged 6.3 ppg (.507 FG%, .702 FT%), 6.6 rpg, 1.5 bpg and 22.0 mpg in 69 games (44 starts) ... As as starter, averaged 6.9 ppg (.498 FG%, .667 FT%), 7.7 rpg, 1.9 bpg and 24.2 mpg in 44 games ... As a reserve, averaged 5.2 ppg (.531 FG%, .781 FT%), 4.7 rpg and 18.2 mpg in 25 games ... Scored 10+ points in 18 games ... Collected 10 or more rebounds in 16 games ... Notched 10 double-doubles ... Blocked five-plus shots in six games ... **Top Single-Game Performances:** Had 14 points, 13 boards and a pair of blocks at MEM (1/11/15) ... Blocked six shots and tallied a double-double with 11 points and 10 rebounds at MIN (2/20/15) ... Posted 10 points, 12 rebounds and six blocks vs. BOS (2/23/15).

2013-14 (Phoenix): Averaged 2.0 ppg (.423 FG%, .645 FT%), 2.4 rpg and 8.6 mpg in 42 games (3 starts) ... Collected 10 rebounds in one game ... Notched 10 double-doubles ... Blocked five-plus shots in six games ... **Top Single-Game Performances:** Grabbed 10 rebounds while scoring seven points (1/29/14) ... Tied his season-high with nine points vs. ORL (3/19/14).

COLLEGE (Maryland, 2011-13): In two years at Maryland, averaged 9.7 points, 7.0 rebounds and 2.1 blocks in 60 games (48 starts) in 24.5 minutes, hitting .538 FG% and .663 FT% Scored in double figures 32 times and recorded seven career doubledoubles In 2012-13, named Honorable Mention All-ACC and to the All-ACC Defensive Team as a sophomore Averaged 11.9 points, 7.8 rebounds (fifth in the ACC), 2.1 blocks (led the ACC) and 1.0 assist in 26.4 minutes (.534 FG%, .686 FT%) in 38 games (37 starts) Also led the conference with 78 blocks ... As a freshman in 2011-12, put up 6.0 points, 5.4 rebounds and 2.1 blocks in 21.2 minutes (.553 FG%), appearing in 22 games (11 starts) ... Ranked third in the ACC in conference games, averaging 2.2 blocks.

PERSONAL: Full name is Oleksiy Len, and was born in Antratsit, Ukraine ... Along with Svi Mykhailiuk and his foundation, Len-D A Hand Foundation, partnered with the Kings to amplify and support the Hope For Ukraine Fund ... Mother is Iuliia Len, a former track athlete ... Has a sister, Anna Shaposhnikova ... Majored in Family Sciences at Maryland ... Speaks Ukrainian, Russian and English ... Likes to play chess ... Favorite movies are A Bronx Tale, Pulp Fiction and Goodfellas ... Enjoys swimming.

#41 TREY LYLES

POSITION: Forward

HEIGHT/WEIGHT: 6-9 / 234lbs

YEARS: 8th NBA Season

BEFORE NBA/COUNTRY: Kentucky, Canada)

HIGH SCHOOL: Shenendehowa HS (Clifton Park, NY)

BORN: 11/05/95 (Arsenal Tech (Indianapolis, IN)



NBA REGULAR SEASON STATISTICS

YEAR-TEAM	G	MIN	FGM	FGA	PCT	FG3M	FG3A	PCT	FTM	FTA	PCT	OFF	DEF	TOT	AST	PF	DQ	STL	TO	BLK	PTS	RPG	APG	PPG
15-16 UTA	80	1382	191	436	.438	49	128	.383	57	82	.695	59	240	299	59	114	0	26	65	18	488	3.7	0.7	6.1
16-17 UTA	71	1158	159	439	.362	65	204	.319	57	79	.722	48	187	235	69	97	1	26	64	20	440	3.3	1.0	6.2
17-18 DEN	73	1,391	270	550	.491	83	218	.381	101	143	.706	55	292	347	91	111	1	30	61	34	724	4.8	1.2	9.9
18-19 DEN	63	1120	207	495	.418	51	200	.255	81	116	.698	44	202	246	87	93	0	30	68	23	546	3.8	1.4	8.7
19-20 SAS	63	1271	153	343	.446	65	168	.387	33	45	.733	71	290	361	69	98	0	28	39	28	404	5.7	1.1	6.4
20-21 SAS	23	358	43	90	.478	14	40	.350	15	23	.652	9	77	86	14	13	0	6	6	1	115	3.7	0.6	5.0
21-22 DET/SAC	75	1536	262	562	.466	67	209	.321	195	243	.802	89	290	379	88	123	0	29	73	32	786	5.1	1.2	10.5
TOTALS	449	8216	1285	2915	.441	394	1167	.338	539	731	.737	375	1578	1953	477	649	2	175	376	156	3503	4.3	1.1	7.8

NBA PLAYOFFS STATISTICS

YEAR-TEAM	G	MIN	FGM	FGA	PCT	FG3M	FG3A	PCT	FTM	FTA	PCT	OFF	DEF	TOT	AST	PF	DQ	STL	TO	BLK	PTS	RPG	APG	PPG
16-17 UTA	2	10	3	7	.429	1	3	.333	0	0	---	0	2	2	1	1	0	1	1	0	7	1.0	0.5	3.5
18-19 DEN	3	8	0	3	.000	0	1	.000	0	0	---	1	0	1	2	1	0	0	0	0	0	0.3	0.7	0.0
TOTALS	5	18	3	10	.300	1	4	.250	0	0	---	1	2	3	3	2	0	1	1	0	7	0.6	0.6	1.4

TRANSACTIONS/CAREER NOTES: Selected in the first round (12th overall) of the 2015 NBA Draft out of Kentucky (6/25/15) ... Traded from Utah to Denver along with Tyler London in exchange for Donovan Mitchell (6/22/17) ... July 12, 2019: Signed as a free agent with San Antonio (7/12/19) ... August 6, 2021: Signed as a free agent with Detroit (8/6/21) ... Traded by Detroit to Sacramento along with Josh Jackson in exchange for Marvin Bagley III as part of a four-team trade that also included Milwaukee and the LA Clippers (2/10/22).

NBA HONORS/AWARDS: Selected to compete in the 2016 and 2017 BBVA Rising Stars Challenge at All-Star Weekend.

NBA CAREER: Averaging 7.8 ppg (.441 FG%, .338 3pt%, .737 FT%), 4.3 rpg, 1.1 apg and 18.3 mpg in 449 career NBA games (126 starts) over seven seasons with five teams: Utah (2015-17), Denver (2017-19), San Antonio (2019-21), Detroit (2021-22) and Sacramento (2021-22).

NBA PLAYOFFS: Totaled seven points (3-10 FG, 1-4 3pt), three rebounds, three assists and one steal in 18 minutes in five career postseason games (0 starts) with two teams: Utah (2016-17) and Denver (2018-19)

2021-22 (Detroit/Sacramento): Averaging 10.5 ppg (.466 FG%, .321 3pt%, .802 FT%), 5.1 rpg, 1.2 apg and 20.5 minutes in 75 games (22 starts) ... Averaged 10.4 ppg (.456 FG%, .301 3pt%, .784 FT%), 4.8 rpg, 1.1 apg and 19.4 mpg in 51 games (3 starts) with Detroit ... Traded from Detroit to Sacramento on Feb. 10, 2022 ... As a starter, averaged 13.0 ppg (.459 FG%, .301 3pt%, .784 FT%), 6.5 rpg, 1.6 and 26.6 mpg in 23 games ... As a reserve, averaged 9.4 ppg (.453 FG%, .301 3pt%, .770 FT%), 4.4 rpg, 1.0 apg and 17.8 mpg in 52 games ... Scored in double figures in 39 games, including four games with 20 points or more ... Grabbed 10+ rebounds in four games, including one game with 15+ rebounds ... Recorded three double-doubles ... Missed five games ... Inactive in three games due to health and safety protocols (12/26-1/1) ... Inactive in one game due to trade pending (2/10) ... **Top Single-Game Performances:** Scored a career-best 28 points on 7-of-13 shooting as he set a career high in free throws made (11) at MIA (12/23/21) ... Went 10-for-14 from the floor, scoring 24 points at OKC (2/28/22) ... Set career highs with 18 total rebounds, including 14 defensive end, while scoring 11 points at ORL (3/26/22).

2020-21 (San Antonio): Averaged 5.0 ppg (.478 FG%, .350 3pt%, .652 FT%), 3.7 rpg and 15.6 mpg in 23 games (9 starts) ... As a starter, averaging 8.1 ppg (.459 FG%, .407 3pt%, .600 FT%), 5.9 rpg and 25.1 mpg in nine games ... As a reserve, averaged 3.0 ppg (.517 FG%, .231 3pt%, .692 FT%), 2.4 rpg and 9.4 mpg in 14 games ... Had six games in double figure scoring ... Grabbed 10 rebounds in two games ... Posted one double-double ... Missed 27 games ... Inactive in 27 games due to a high-ankle injury (4/1-5/16) ... **Top Single-Game Performances:** Set his season high in scoring with 18 points going 7-for-13 from the field and 4-of-6 from beyond the 3-point line vs. NYK (3/2/21) ... Notched a 15-point, 10-rebound double-double vs. OKC (3/4/21).

2019-20 (San Antonio): Averaged 6.4 ppg (.446 FG%, .387 3pt%, .733 FT%), 5.7 rpg, 1.1 apg and 20.2 mpg in 63 games (53 starts) ... As a starter, averaged 6.9 ppg (.452 FG%, .389 3pt%, .744 FT%), 6.1 rpg, 1.1 apg and 21.7 mpg in 53 games ... As a reserve, averaged 4.0 ppg (.395 FG%, .375 3pt%, .500 FT%), 3.8 rpg, 1.0 apg and 12.0 mpg in 10 games ... Scored 10+ points in 14 games and 20+ points in three games ... Tallied 10+

#41 TREY LYLES

LYLES' CAREER HIGHS

MIN:	41	03/08/20	SAS	@	CLE
FGM:	10	02/28/22	SAC	@	OKC
FGA:	18	02/29/16	UTA	@	BOS
3FGM:	5 (2)	03/06/20	SAS	@	BKN
3FGA:	8 (7)	01/10/22	UTA	@	DET
FTM:	11	12/23/21	DET	@	MIA
FTA:	13	01/16/22	PHO	@	DET
OREB:	5 (3)	02/26/20	DAL	@	SAS
DREB:	14	03/26/22	SAC	@	ORL
REB:	18	03/26/22	SAC	@	ORL
AST:	5 (2)	01/10/22	UTA	@	DET
STL:	5	04/13/16	UTA	@	LAC
TO:	6	10/20/18	PHO	@	DEN
BLK:	4 (2)	12/23/21	DET	@	MIA
PTS:	28	12/23/21	DET	@	MIA

LYLES' PLAYOFF CAREER HIGHS

MIN:	6	05/02/17	UTA	@	GSW
FGM:	3	05/02/17	UTA	@	GSW
FGA:	4	05/02/17	UTA	@	GSW
3FGM:	1	05/02/17	UTA	@	GSW
3FGA:	2	05/02/17	UTA	@	GSW
FTM:					
FTA:					
OREB:	1	04/25/19	DEN	@	SAS
DREB:	1 (2)	05/08/17	GSW	@	UTA
REB:	1 (3)	04/25/19	DEN	@	SAS
AST:	1 (2)	05/31/21	PHI	@	WAS
STL:	1	05/02/17	UTA	@	GSW
TO:	1	05/02/17	UTA	@	GSW
BLK:					
PTS:	7	05/02/17	UTA	@	GSW

rebounds in 10 games ... Recorded two double-doubles ... Missed seven games ... Inactive in seven games due to an appendectomy (7/31-8/13) ... **Top Single-Game Performances:** Made nine of 11 field goal attempts, including 4-for-6 on 3-point attempts, scoring 23 points to go with 10 rebounds at POR (2/6/20) ... Totaled 20 points, nine rebounds and four steals vs. ORL (2/29/20) ... Tallied 14 points and 11 boards vs. DAL (3/10/20).

2018-19 (Denver): Averaged 8.5 ppg (.418 FG%, .255 3pt%, .698 FT%), 3.8 rpg, 1.4 apg and 17.5 mpg in 64 games (2 starts) ... As a starter, averaged 12.0 ppg (.320 FG%, 4-14 3pt, 4-5 FT), 9.5 rpg, 2.0 apg and 32.7 mpg in two games ... As a reserve, 8.4 ppg (.423 FG%, .253 3pt, 694 FT%), 3.7 rpg, 1.3 apg and 17.0 mpg in 62 games ... Scored in double figures in 25 games, including two games with 20+ points ... Collected 10 rebounds in two games ... **Top Single-Game Performances:** Grabbed a season-high 10 boards at CHI (10/31/18) ... Scored a season-best 22 points on 9-of-15 shooting vs. ORL (11/23/18) ... Had 20 points at DET (2/4/19).

2019 NBA Playoffs: Logged eight minutes, totaling one rebound and two assists in three games (0 starts).

2017-18 (Denver): Averaged 9.9 ppg (.491 FG%, .381 3pt%, .706 FT%), 4.8 rpg, 1.2 apg and 19.1 mpg in 73 games (2 starts) ... As a starter, averaged 12.0 ppg (9-14 FG, 2-5 3pt, 4-7 FT), 9.5 rpg, 2.0 apg and 32.7 mpg in two games ... As a reserve, 9.9 ppg (.487 FG%, .380 3pt%, .713 FT%), 4.7 rpg, 1.2 apg and 18.7 mpg in 71 games ... Scored in double figures in 38 games, including eight games with 20+ points ... Collected 10 rebounds in six games ... Tallied six double-doubles ... **Top Single-Game Performances:** Went 8-of-13 from the floor, posting 23 points and 10 rebounds at MIN (12/27/17) ... Totaled 16 points and a season-high tying 11 rebounds vs. PHX (1/3/18) ... Scored a season-high 26 points and grabbed seven boards vs. UTA (1/5/18).

2016-17 (Utah): Averaged 6.2 ppg (.362 FG%, .319 3pt%, .722 FT%), 3.3 rpg, 1.0 apg and 16.3 mpg in 71 games (4 starts) ... As a starter, averaged 8.5 ppg (.481 FG%, .333 3pt%, .800 FT%), 4.8 rpg, 1.3 apg and 22.3 mpg in four games ... As a reserve, 6.1 ppg (.354 FG%, .318 3pt%, .716 FT%), 3.2 rpg, 1.0 apg and 16.0 mpg in 67 games ... Had 10 or more points in 19 games and one game with 20+ points ... Pulled down 10 rebounds in one game ... Posted one double-double ... **Top Single-Game Performances:** Connected on 8-of-12 field goal attempts, scoring 21 points at HOU (11/19/16) ... Notched 13 points and 10 rebounds for his lone double-double of the season vs. ATL (11/25/16) ... Made six of 13 attempts from the field, including 4-for-6 from 3-point distance, scoring 19 points and adding seven boards vs. TOR (12/23/16).

2017 NBA Playoffs: Totaled seven points (3-7 FG, 1-3 3pt, 2-4 FT), two rebounds, one assist and one steal in 10 minutes in two games (0 starts)..

2015-16 (Utah): Averaged 6.1 (.438 FG%, .383 3pt%, .695 FT%), 3.7 rpg and 17.3 mpg in 80 games (33 starts)... As a starter, averaging 7.6 ppg (.443 FG%, .435 3pt%, .667 FT%), 5.5 rpg, 1.1 apg and 25.0 mpg in 33 games ... As a reserve, averaged 5.0 ppg (.433 FG%, .333 3pt%, .730 FT%), 2.5 rpg and 11.9 mpg in 47 games ... Posted 19 double-digit scoring efforts, including one game with 20+ points ... Grabbed 10+ rebounds in four games ... Recorded two double-doubles ... **Top Single-Game Performances:** Totaled 18 points and 10 rebounds at BOS (2/29/16) ... Scored a season-high 22 points at DEN (4/10/16) ... Tallied a double-double with 18 points and 11 rebounds to go with a career-high five steals at LAL (4/13/16).

COLLEGE (Kentucky, 2014-15): : Played one season at the University of Kentucky ... Made the All-SEC Freshman Team - chosen by the league's coaches ... Was a two-time winner of the SEC Freshman-of-the-Week award ... Appeared in 36 games (21 starts) ... Averaged 8.7 points and 5.2 rebounds ... Scored in double figures in 13 games, including eight of the season's final 14 games ... Recorded two double-doubles on the year ... Notched nine points in the Final Four game vs. Wisconsin ... Recorded nine points and five rebounds to lead UK to a Midwest Regional championship game victory over No. 8 Notre Dame ... Notched his second career double-double with 11 points and 11 rebounds in the NCAA Tournament game vs. Cincinnati...Opened his NCAA Tournament career with 10 points and six rebounds vs. Hampton...Poured in 14 points on 7-of-12 shooting in the season's home finale vs. Florida...Recorded his first career double-double with 10 points and 10 rebounds vs. Eastern Kentucky...Recorded 14 points and four rebounds vs. Grand Canyon in his collegiate debut.

HIGH SCHOOL: Attended Arsenal Technical High School in Indianapolis, Indiana, averaging 23.7 points, 12.9 rebounds and 3.5 assists as a senior ... Led Arsenal to the state championship game that season and earned Gatorade Indiana Player of the Year honors ... Was also named a McDonald's All-American and played in the Jordan Brand Classic ... Selected a First-Team Parade All-American and was dubbed Indiana Mr. Basketball ... Was a three-time All-State performer...Clinched the state title with a game-winning free throw and a 16-point, 12-rebound, three-block, three-assist performance in his final high school game ... Was rated as the No. 6 overall player in the 2014 class by ESPN and second at his position ... Scout listed him as the No. 11 overall player, but the top player at his position, while Rivals rated him at No. 13 overall and seventh at the forward position ... He has hosted the Trey Mamba Lyles Skills & Training Camp at his alma mater Arsenal Technical High School where he matched each camper's registration fee and donated all money to cancer research.

PERSONAL: Trey Anthony Lyles was born in Saskatoon, Saskatchewan, Canada...Son of Jessie and Thomas Lyles ... Moved to Indiana with his family when he was seven years old and has represented both the United States and Canada in international events ... Follow @TreyLyles on Twitter and @treylyles on Instagram.

#7 CHIMEZIE METU

POSITION: Forward

HEIGHT/WEIGHT: 6-9 / 225lbs

YEARS: 5th NBA Season

BEFORE NBA/COUNTRY: USC/USA

HIGH SCHOOL: Lawndale HS (Lawndale, CA)

BORN: 03/22/97 (Los Angeles, CA)

NBA REGULAR SEASON STATISTICS

YEAR-TEAM	G	MIN	FGM	FGA	PCT	FG3M	FG3A	PCT	FTM	FTA	PCT	OFF	DEF	TOT	AST	PF	DQ	STL	TO	BLK	PTS	RPG	APG	PPG
18-19 SAS	29	145	19	58	.328	0	2	.000	13	17	.765	9	27	36	13	14	0	6	15	2	51	1.2	0.4	1.8
19-20 SAS	18	105	24	42	.571	0	2	.000	10	13	.769	12	21	33	10	7	0	3	10	6	58	1.8	0.6	3.2
20-21 SAC	36	488	91	179	.508	13	37	.351	31	43	.721	31	81	112	28	59	0	14	29	18	226	3.1	0.8	6.3
21-22 SAC	60	1279	203	449	.452	57	186	.306	71	91	.780	34	301	335	60	93	0	51	61	32	534	5.6	1.0	8.9
TOTALS	143	2017	337	728	.463	70	227	.308	125	164	.762	86	430	516	111	173	0	74	115	58	869	3.6	0.8	6.1

METU'S CAREER HIGHS

MIN:	36 (2)	12/17/21	MEM	@	SAC
FGM:	8 (3)	04/01/22	SAC	@	HOU
FGA:	16	05/13/21	SAC	@	MEM
3FGM:	4	05/13/21	SAC	@	MEM
3FGA:	10	05/13/21	SAC	@	MEM
FTM:	6	12/17/21	MEM	@	SAC
FTA:	8	12/17/21	MEM	@	SAC
OREB:	6	11/09/19	BOS	@	SAS
DREB:	12	04/01/22	SAC	@	HOU
REB:	13	04/01/22	SAC	@	HOU
AST:	4 (3)	02/08/22	MIN	@	SAC
STL:	4 (2)	04/10/22	SAC	@	PHX
TO:	4	11/10/18	HOU	@	SAS
BLK:	5	12/04/21	LAC	@	SAS
PTS:	22	03/23/22	SAC	@	IND

TRANSACTIONS/CAREER NOTES: Selected by the Spurs in the second round of the 2018 NBA Draft (49th overall) ... signed multi-year with the Spurs (9/4/18) ... played with San Antonio in the 2018 NBA Summer League, averaging 11.4 ppg, 7.6 rpg and 1.4 apg in 21.4 minutes in five appearances ... played three seasons at the University of Southern California ... in 104 career games, averaged 12.3 points, 6.3 rebounds, 1.2 assists and 1.62 blocks, finishing his career third in school history with 168 blocks ... went to Lawndale High School in Lawndale, California ... played at the 2014 NIKE Global Challenge for Nigeria and was an All-Tournament selection ... originally from Nigeria ... selected as a member of the Nigerian National Team for the 2019 FIBA World Cup ... helped Nigeria qualify for the 2020 Summer Olympics by averaging 9.0 points, 5.6 rebounds, 1.2 assists and 1.20 blocks in 18.5 minutes over five games

NBA CAREER: Averaging 6.1 ppg (.463 FG%, .308 3pt%, .762 FT%), 3.6 rpg, 0.8 apg, 0.5 spg and 14.1 mpg in 143 (26 starts) over four seasons with San Antonio (2018-20) and San Antonio (2020-22).

NBA G LEAGUE: Averaged 15.9 ppg (.520 FG%, .329 3pt%, .657 FT%), 8.1 rpg, 2.4 apg, 1.0 spg, 1.5 bpg and 28.2 mpg in 51 games (41 starts) over two seasons with the Austin Spurs from 2018-20 ... In 2019-20, averaged 17.9 ppg (.541 FG%, .361 3pt%, .628 FT%), 9.2 rpg, 2.8 apg, 1.4

spg, 1.6 bpg and 29.1 mpg in 25 games (22 starts) ... Averaged 14.0 ppg (.495 FG%, .222 3pt%, .670 FT%), 7.1 rpg, 2.0 apg, 1.3 bpg and 27.3 mpg in 26 games (19 starts) during the 2018-19 season with Austin.

2021-22 (Sacramento): Averaged 8.9 ppg (.452 FG%, .306 3pt%, .780 FT%), 5.6 rpg, 1.0 apg and 21.3 mpg in 56 games (20 starts) ... As a starter, averaged 10.2 ppg (.420 FG%, .221 3pt%, .784 FT%), 6.9 rpg, 1.3 apg, 1.0 spg and 25.9 mpg in 20 games ... As a reserve, averaged 8.3 ppg (.475 FG%, .367 3pt%, .778 FT%), 4.9 rpg and 19.0 mpg in 40 games ... Scored in double figures in 26 games, including one game with 20+ points ... Pulled down 10 or more rebounds in eight games ... Notched six double-doubles ... Missed five games due to injury or illness ... Inactive in three games due to health and safety protocols (1/4-1/7) ... Inactive in two games due to left knee soreness (1/25-1/26) ... **Top Single-Game Performances:** Collected a then career-high of 12 boards vs. Brooklyn (2/2/22)... Recorded a career-best five blocks vs. LAL (12/4/21) ... Knocked down the game-winner, totaling 11 points and eight boards in a win vs. DAL (12/29/21) ... Set a new career high in points (22) with eight field goals made at IND (3/23/22) ... Recorded his sixth double-double on the season with 18 points and a career-high 13 rebounds while also setting his career high in field goals made (8) in a win at HOU (4/1/22).

2020-21 (Sacramento): Averaged 6.3 ppg (.508 FG%, .351 3pt%, .721 FT%), 3.1 rpg and 13.6 mpg in 36 games (6 starts) ... As a starter, averaged 11.2 ppg (.464 FG%, .333 3pt%, .800 FT%), 5.2 rpg, 1.3 apg and 27.5 mpg in six games ... As a reserve, averaged 5.3 ppg (.528 FG%, .375 3pt%, .697 FT%), 2.7 rpg and 10.8 mpg in 30 games ... Scored 10 or more points in eight games ... Missed 19 games due to injury ... Inactive in three games due to low back soreness (5/2-5/5) ... Did not play in one game due to a right wrist fracture (2/15) ... Inactive in 15 games due to a right wrist fracture (2/18-3/22) ... **Top Single-Game Performances:** Scored 16 points on a career-high eight made baskets vs. MIN (4/20/21) ... Posted a then career-high 17 points at MEM (5/13/21) ... Scored 15 points on 6-of-10 shooting at MEM (5/14).

2019-20 (San Antonio): Averaged 3.2 ppg (.571 FG%, 0-2 3pt, .769 FT%), 1.8 rpg and 5.8 mpg in 18 games (0 starts) ... Scored in double figures in one game ... **Top Single-Game Performances:** Scored seven points to go with eight rebounds and two blocked shots vs. BOS (11/9/19) ... Finished with 10 points, six rebounds and four assists at UTA (8/13/20).

#7 CHIMEZIE METU

2018-19 (San Antonio): Averaged 1.8 points (.328 FG%, 0-2 3pt, 13-17 FT), 1.2 rpg and 5.0 mpg in 29 games (0 starts) ... Had one double-digit scoring effort.

2020 Tokyo Olympics (Nigeria): Scored a game-high 22 points on 7-of-11 shooting from the field vs. Italy.

COLLEGE (Southern California, 2015-18): Played three seasons at the University of Southern California ... in 104 career games, averaged 12.3 points, 6.3 rebounds, 1.2 assists and 1.62 blocks, finishing his career third in school history with 168 blocks ... earned All-Pac-12 First Team honors as a junior ... saw action in 34 games during his final season, averaging 15.7 points, 7.4 rebounds, 1.6 assists and 1.74 blocks in 31.0 minutes for the Trojans ... shot .523 (205-392) from the field and .730 (111-152) from the charity stripe ... finished the season as the team's leading scorer and rebounder ... scored in double figures 29 times, including nine games with 20-or-more ... posted 11 double-doubles ... registered nine games with 3-or-more blocks, including a season-high 6 blocks vs. Colorado on 1/10 ... posted a season-high 31 points (11-16 FG, 3-5 3FG, 6-8 FT) vs. UC Santa Barbara on 12/17 ... was named the Pac-12 Most Improved Player and earned All-Pac-12 Second Team honors as a sophomore.

#15 DAVION MITCHELL

POSITION: Guard

HEIGHT/WEIGHT: 6-2 / 205lbs

YEARS: 2nd NBA Season

BEFORE NBA/COUNTRY: Baylor / USA

HIGH SCHOOL: Liberty County High School (Hinesville, GA)

BORN: 09/05/98 (Hinesville, GA)

NBA REGULAR SEASON STATISTICS

YEAR-TEAM	G	MIN	FGM	FGA	PCT	FG3M	FG3A	PCT	FTM	FTA	PCT	OFF	DEF	TOT	AST	PF	DQ	STL	TO	BLK	PTS	RPG	APG	PPG
21-22 SAC	75	2076	352	843	.418	101	320	.316	56	85	.659	33	133	166	313	141	0	55	114	24	861	2.2	4.2	11.5
TOTALS	75	2076	352	843	.418	101	320	.316	56	85	.659	33	133	166	313	141	0	55	114	24	861	2.2	4.2	11.5

MITCHELL'S CAREER HIGHS

MIN:	46	03/20/22	PHX	@	SAC
FGM:	11 (2)	03/30/22	SAC	@	HOU
FGA:	23	03/26/22	SAC	@	ORL
3FGM:	4 (3)	03/20/22	PHX	@	SAC
3FGA:	9 (2)	02/05/22	OKC	@	SAC
FTM:	6 (2)	04/10/22	SAC	@	PHX
FTA:	8	04/10/22	SAC	@	PHX
OREB:	3	11/17/21	SAC	@	MIN
DREB:	5 (3)	03/26/22	SAC	@	ORL
REB:	7 (2)	03/26/22	SAC	@	ORL
AST:	17	04/05/22	NOP	@	SAC
STL:	4 (2)	01/16/22	HOU	@	SAC
TO:	7	04/01/22	SAC	@	HOU
BLK:	2 (4)	04/10/22	SAC	@	PHX
PTS:	28	03/20/22	PHX	@	SAC

TRANSACTIONS/CAREER NOTES: An early entrant candidate selected in the first round (10th overall) by the Sacramento Kings out of Baylor University on July 29, 2021 ... signed multi-year contract with Sacramento on August 5, 2021.

2021-22 (Sacramento): Averaging 11.5 points (.418 FG%, .316 3pt%, .659 FT%), 2.2 rpg, 4.2 apg and 27.7 minutes in 75 games (19 starts) ... Earned his first start of his career vs. WAS (12/15), going 6-of-13 from shooting to go alone with 13 points ... Scored his first 20+ point game of his career vs. Golden State (10/24/21) ... Has recorded his career-best of eight assists twice this season vs. NOP (11/3) and at GSW (2/3/22) ... Has pitched in 20 plus points on nine occasions this season ... Set a new high in minutes (35) vs. Brooklyn (2/2/22) ... Recorded double-digit numbers in points through six consecutive starts (1/16-2/5), with two games at 20+ ... Set a career high for the fourth time this season with 28 points vs. PHX (3/20/22) while seeing a new career high in minutes (46). Recorded a new career high with both 9 assist and with 20 field goals attempted. Tied a new career high in three pointers made for the third time this season ... Has averaged a total of 18.0 points (.451 FG%, .337 3pt%, .763 FT%) 2.3 rpg, 7.4 apg, 1.4 stls and 37.0 minutes in 19 starts this season ... Set a new career high in rebounds with 8 boards vs. Minnesota (2/9/22) ... On Sunday, March 20, vs. PHX, Davion Mitchell became one of four rookies to record 25 or more points with at least nine assists this season. Scottie Barnes, Cade Cunningham, and Josh Giddey are the only other rookies among the list to accomplish that feat ... Additionally, Mitchell has also recorded three games this season with 25 or more points and at least five assists. He joins Scottie Barnes and Cade Cunningham as the only rookies who have these marks. Mitchell also scored 26 points and added 8 assists on Feb. 3, 2022 at Golden State ... With a win over Indiana (3/23/22), Mitchell is now the only rookie this season to post two consecutive games with 25 or more points and at least 5 assists ... Has recorded 20+ points in five consecutive games along with five or more assists ... Tied his career high in assists with nine at ORL (3/26) ... Matched his career high with seven boards in a win over Orlando (3/26) ... Tied his career high in assists (9) for the third time this season at Miami (3/28) ... Tied a career high in field goals made (11) in a win at HOU (3/30) ... Added his first double-double on the season with 11 points and 10 assists (career-high assists) at HOU (4/1) ... Posted his second double-double on the season with 15 points and 17 assists. His 17 assists serves as a new career high vs. NOP (4/5) ... On Tuesday, vs. the New Orleans Pelicans, Davion recorded his second double-double of the season. The young rookie poured in 15 points and dished out 17 assists. Mitchell's assists sets a new Sacramento-era record, passing Kenny Smith who did it in 1988. Subsequently, Trae Young was the last NBA rookie to record at least 15 points and 17 assists. That accomplishment took place vs. the LA Clippers on November 19, 2018 ... Since the 1995-96 season, Mitchell is now one of seven NBA rookies to record 15+ points and 17+ assists. Those other players include Damon Stoudamire, Stephon Marbury, Jamaal Tinsley (2x), Ramon Sessions, Darren Collinson (2x), and Trae Young ... Recorded a new season high in free throws made (6) and attempted (8) at PHX (4/10) ... Tied a career high in blocks (2) for the fourth time this season.

Cunningham, and Josh Giddey are the only other rookies among the list to accomplish that feat ... Additionally, Mitchell has also recorded three games this season with 25 or more points and at least five assists. He joins Scottie Barnes and Cade Cunningham as the only rookies who have these marks. Mitchell also scored 26 points and added 8 assists on Feb. 3, 2022 at Golden State ... With a win over Indiana (3/23/22), Mitchell is now the only rookie this season to post two consecutive games with 25 or more points and at least 5 assists ... Has recorded 20+ points in five consecutive games along with five or more assists ... Tied his career high in assists with nine at ORL (3/26) ... Matched his career high with seven boards in a win over Orlando (3/26) ... Tied his career high in assists (9) for the third time this season at Miami (3/28) ... Tied a career high in field goals made (11) in a win at HOU (3/30) ... Added his first double-double on the season with 11 points and 10 assists (career-high assists) at HOU (4/1) ... Posted his second double-double on the season with 15 points and 17 assists. His 17 assists serves as a new career high vs. NOP (4/5) ... On Tuesday, vs. the New Orleans Pelicans, Davion recorded his second double-double of the season. The young rookie poured in 15 points and dished out 17 assists. Mitchell's assists sets a new Sacramento-era record, passing Kenny Smith who did it in 1988. Subsequently, Trae Young was the last NBA rookie to record at least 15 points and 17 assists. That accomplishment took place vs. the LA Clippers on November 19, 2018 ... Since the 1995-96 season, Mitchell is now one of seven NBA rookies to record 15+ points and 17+ assists. Those other players include Damon Stoudamire, Stephon Marbury, Jamaal Tinsley (2x), Ramon Sessions, Darren Collinson (2x), and Trae Young ... Recorded a new season high in free throws made (6) and attempted (8) at PHX (4/10) ... Tied a career high in blocks (2) for the fourth time this season.

COLLEGE (Auburn/Baylor, 2017-21): Averaged 14.0 points (.511 FG%, .447 3pt%, .641 FT%), 2.7 rebounds, 5.5 assists, 1.9 steals and 33.0 minutes per game in 30 games (all starts) during his junior season at Baylor (2020-21) ... Mitchell led the Bears to the 2021 NCAA Championship, while being named the 2021 National Defensive Player of the Year ... Mitchell earned NCAA All-Tourney, NCAA All-Region, All-Big 12 First Team (2020-21) and Big 12 All-Defensive Team (2019-20, 2020-21) honors ... Named 2020 Big 12 Newcomer of the Year during his redshirt sophomore season ... Mitchell helped Baylor win its first national championship, recording 15 points, six rebounds and five assists in a 86-70 win against previously undefeated Gonzaga in the title game ... He received the Naismith Defensive Player of the Year Award, NABC Defensive Player of the Year and the Lefty Driesell Award as the top defensive player in the nation ... Mitchell earned Big 12 Defensive Player of the Year and First Team All-Big 12 honors ... as a Junior, earned 2021 All-America Third-Team honors (AP, NABC, SN) after leading Bears to first National Championship in program history ... Swept National Defensive Player of the Year honors, earning Naismith and NABC Defensive Player of the Year and Lefty Driesell Award ... As a redshirt sophomore at Baylor, named 2020 Big 12 Newcomer of the Year, All-Big 12 Third Team and All-Defensive Team after starting all 30 games in debut season at Baylor ... Honored as one of 10 finalists for Naismith Defensive

#15 DAVION MITCHELL

Player of the Year ... Scored in double-figures in 15 of 30 games after doing so in two of 34 games during 2017-18 freshman season at Auburn ... Bears went 14-1 when he scored 10+ points and 11-0 when he posted 5+ assists ... Shot 35% (32-of-92) from 3-point range over final 26 games, improving from 26% (17-of-65) over first 38 collegiate games ... Freshman season at Auburn, played all 34 games off bench for 2018 SEC champion Auburn squad that won 26 games and went 13-5 in league play ... Ranked second on team with 18.4 assist rate and second in 2-point field goal percentage at .566 ... Played at least 20 minutes off the bench 12 times, all Auburn wins.

HIGH SCHOOL: Consensus four-star prospect ... Ranked No. 33 nationally in 2017 class by 247Sports, No. 45 by Scout, No. 55 by Rivals and No. 61 by ESPN ... Played for coach Julian Stokes at Liberty County High School ... Helped Panthers to their first Georgia 4A state championship during 2015-16 junior season ... Averaged 24.2 points, 7.1 assists, 3.6 rebounds and 2.9 steals per game as junior, earning Savannah Morning News Boys Basketball Player of the Year honors ... Averaged 23.8 points, 5.3 rebounds, 5.2 assists and 2.5 steals per game as senior while leading Liberty County to 22-6 record ... Scored in double figures in all 28 games as a senior, including 14 games with 20+ points ... Scored season-high 42 points on 14-of-31 field goals and 10-of-20 from 3-point range in win over Bradwell Institute ... MaxPreps Junior All-America third-team selection in 2015-16.

PERSONAL: Son of Earl Legette and Lakisha Mitchell ... nicknamed "Off Night" for reputation of forcing player he's defending into having an off night.

#19 CHIMA MONEKE

POSITION: Forward

HEIGHT/WEIGHT: 6-6 / 222lbs

YEARS: 1st NBA Season

BEFORE NBA/COUNTRY: UC Davis/Nigeria

HIGH SCHOOL: Lake Ginniderra HS (Burnie, Tasmania, AUS)

BORN: 12/94/95 (Abuja, Nigeria)

INTERNATIONAL STATISTICS

YEAR-TEAM	G	MIN	FGM	FGA	PCT	FG3M	FG3A	PCT	FTM	FTA	PCT	OFF	DEF	TOT	AST	PF	DQ	STL	TO	BLK	PTS	RPG	APG	PPG
18-19 VOL/METRO	30	782	143	264	.542	11	25	.440	102	128	.797	54	133	187	48	66	0	38	48	14	399	6.2	1.6	13.3
19-20 QUIMPER	24	663	125	222	.563	23	60	.383	106	146	.726	36	126	162	41	61	0	29	47	19	379	6.8	1.7	15.8
20-21 ORLEANS	31	725	157	250	.628	12	36	.333	100	128	.781	53	147	200	47	71	0	31	53	12	426	6.5	1.5	13.8
21-22 BAXI	52	1223	244	453	.539	34	114	.298	211	293	.720	102	291	393	73	107	0	76	93	26	733	7.6	1.4	14.1
TOTALS	157	3393	669	1189	.563	80	236	.339	519	695	.748	245	697	942	209	305	0	174	241	71	1937	6.0	1.3	12.3

TRANSACTIONS/CAREER NOTES: Went undrafted in the 2018 NBA Draft out of UC Davis (6/21/18) ... Agreed to a deal with Sacramento (7/18/22).

INTERNATIONAL CAREER: Averaged 14.1 ppg (.539 FG%, .298 3pt%, .720 FT%), 7.6 rpg, 1.4 apg, 1.5 spg and 23.5 mpg in 52 games (39 starts) with BAXI Manresa during Liga ACB, Basketball Champions League and Spanish Cup play... During ACB league player, averaged 14.5 ppg (.521 FG%, .290 3pt%, .735 FT%), 8.2 rpg, 1.5 apg, 1.6 spg and 24.1 mpg in 36 games (30 starts) ... Tabbed BCL Most Valuable Player after he averaged 13.9 ppg (.588 FG%, .350 3pt%, .713 FT%), 6.3 rpg, 1.1 apg, 1.2 spg and 22.2 mpg in 15 games (8 starts) ... During the 2020-21 season, averaged 13.8 ppg (.628 FG%, .333 3pt%, .781 FT%), 6.5 rpg, 1.5 apg, 1.0 spg and 23.4 mpg in 31 games (20 starts) for Orleans Loiret Basket ... In 2019-20 with Quimper, posted 15.8 ppg (.563 FG%, .383 3pt%, .726 FT%), 6.8 rpg, 1.7 apg, 1.2 spg and 27.6 mpg in 24 games (24 starts) during LNB Pro B play ... Competed for ASC Voltaire and Rouen Metropole in 2018-19, averaging 13.3 ppg (.542 FG%, .11-25 3pt, .797 FT%), 6.2 rpg, 1.6 apg and 1.3 spg and 26.1 mpg in 30 games (25 starts).

COLLEGE (UC Davis, 2015-18/Northeast Community College, 2013-15): ALL-BIG West Conference honorable mention... BIG West Player of The Week(11/20, 12/4)... Lute Olson watch list (Nation's top Division I player)... Lou Henson watch list (Nation's top D-I mid-major player)... Lou Henson Mid-Season watch list... SB Nation Preseason Big West Player Of The Year... Team captain... Scored 21 points, on an efficient 9-for-11 shooting performance, and recorded a game-high six rebounds in only 20 minutes played vs. Cal Poly (1/27)... Earned double-double No. 11, a league high, by finishing with 15 points and 13 rebounds vs. CSUN (1/25)... Averaged 25 points, 10 rebounds, shots 59 pct. overall, 67 pct. from three and 80 pct. at the line throughout the Aggies' first week of road games at UC Riverside (1/11) and Cal State Fullerton (1/13)... Scored a career-high 29 points, on a career-high 12 made free throws and eight field goals at Cal State Fullerton... Scored 20 or more points for the sixth time this season when he finished with 21 at UC Riverside... His alley-oop, received from TJ Shorts II with 3:49 left in the game, helped the Aggies finish that game on a 17-8 run; Moneke was responsible for six of those 17 points... Led all players with 13 rebounds, and scored 20 points vs. UC Irvine (1/4)... Also scored a game-high 19 points, on 7 of 10 shooting, and hit 5 of 8 at the line, vs. Holy Names (12/30)... Led all Aggies with 19 points, on six field goals and six free throws, and led all players with 10 rebounds vs. Radford (12/23)... Notched his seventh double-double of the season by finishing with 13 points and a game-high 11 rebounds at San Francisco (12/15)... Only mid-major player to hold averages of 20 points and 10 rebounds (or better) since late November, and throughout the following three weeks... Enters the Aggies' game at San Francisco as one of seven players in the nation — and the only one from a mid-major program — averaging 20 points and 10 rebounds... Secured the sixth double-double of the year, and 20th of his career when he finished with 16 points and 10 rebounds vs. William Jessup (12/9)... Scored 20 or more points for the fourth time this season, and hit all six free throw attempts vs. Pacific (12/6)... Averaged 18 points and 13.5 rebounds per game throughout a week that led to Moneke capturing his second Big West Player of the Week award of the season... Notched his fifth double-double in the last six games by finishing with 19 and 11 at Washington State (12/2)... Finished with a team-high 17 points and a game-high 16 rebounds vs. Northern Colorado (11/29)... Notched his third 20-point game of the season, and 11th of his career, when he ended with a game-high 23 at Washington (11/26)... Led all players in the Aggies' Golden 1 Center game vs. Sacramento State (11/21) with 19 points, 15 rebounds, three steals (a career high), six field goals and seven free throws made... Averaged a double-double of 24 points and 10 rebounds — No. 1 marks among all Big West players — shot 48 pct. overall, 38 pct. from three and 81 pct at the line throughout the opening week of the Aggies' season... Tied a career high with four assists, led all Aggies with 18 points and all players with 12 rebounds at Utah Valley (11/18)... Notched his first double-double of the season by finishing with 26 points and 10 rebounds at Pacific (11/15); his two free throws, scored with four seconds remaining, sealed the win for UC Davis... Set a new career high by scoring 28 points, and tied another by hitting 10 field goals, and finished with a game-high nine rebounds at Northern Colorado (11/13). Named the Big West Conference's representative at the 2016 NCAA Leadership Forum, a prestigious invitation-only event; he is the first UC Davis men's basketball player selected in school history... Redshirted his first year at UC Davis ... Posted averages of 17 points, 12.1 rebounds, 2.0 blocks and 1.3 steals per game as a sophomore... Also shot 57 pct. from the floor that year... As a freshman, Moneke averaged 10.7 ppg, 7.2 rpg, 1.1 bpg and 1.2 spg... Earned First Team All-Region honors both

#19 CHIMA MONEKE

seasons.

PERDONAL: Hometown is Nigeria ... One of Eucharia and Sydney's five children... His brother, Obieze, played basketball at Wingate University... Not many people know that he has lived on five continents... Competing in the NCAA Tournament is his proudest personal accomplishment... Dante Exum, Josh Jackson and Ben Simmons are the best athletes that he has competed against... Leading his team to the NCAA Tournament and playing Division I basketball are his career sports highlights... LeBron James, Usain Bolt, Cristiano Ronaldo and Cam Newton are his sports heroes... Non-sports heroes are his parents.

#0 MALIK MONK

POSITION: Guard

HEIGHT/WEIGHT: 6-3 / 200lbs

YEARS: 6th NBA Season

BEFORE NBA/COUNTRY: Kentucky/USA

HIGH SCHOOL: East Poinsett County HS
(Lepanto, AR)

BORN: 02/04/98 (Jonesboro, AR)

NBA REGULAR SEASON STATISTICS																								
YEAR-TEAM	G	MIN	FGM	FGA	PCT	FG3M	FG3A	PCT	FTM	FTA	PCT	OFF	DEF	TOT	AST	PF	DQ	STL	TO	BLK	PTS	RPG	APG	PPG
17-18 CHA	63	854	153	425	.360	83	243	.342	32	38	.842	8	58	66	91	60	0	20	49	9	421	3.4	2.9	6.7
18-19 CHA	73	1258	227	586	.387	109	330	.330	90	102	.882	16	121	137	117	106	0	37	86	19	653	1.9	1.6	8.9
19-20 CHA	55	1169	212	488	.434	58	204	.284	82	100	.820	27	130	157	114	74	0	25	77	16	564	2.4	2.1	10.3
20-21 CHA	42	878	173	399	.434	85	212	.401	59	72	.819	14	87	101	87	47	0	19	55	4	490	3.4	2.9	11.7
21-22 LAL	76	2139	391	827	.473	173	442	.391	93	117	.795	37	219	256	218	138	0	61	121	29	1048	3.4	2.9	13.8
TOTALS	309	6298	1156	2724	.424	508	1431	.355	356	429	.830	102	615	717	627	425	0	162	389	77	3176	2.3	2.0	10.3

MONK'S CAREER HIGHS

MIN:	44	11/26/21	SAC	@	LAL
FGM:	14	04/10/22	LAL	@	DEN
FGA:	25	04/10/22	LAL	@	DEN
3FGM:	9	02/01/21	CHA	@	MIA
3FGA:	14	04/10/22	LAL	@	DEN
FTM:	9	02/20/20	CHA	@	CHI
FTA:	9 (3)	03/17/21	CHA	@	DEN
OREB:	2 (13)	03/13/22	LAL	@	PHX
DREB:	10	01/30/22	LAL	@	ATL
REB:	10 (2)	01/30/22	LAL	@	ATL
AST:	8 (2)	04/06/18	CHA	@	ORL
STL:	3 (3)	03/07/22	LAL	@	SAS
TO:	5 (4)	04/03/22	DEN	@	LAL
BLK:	3	01/09/22	MEM	@	LAL
PTS:	41	04/10/22	LAL	@	DEN

TRANSACTIONS/CAREER NOTES: An early entrant candidate selected in the first round (11th overall) of the 2017 NBA Draft by Charlotte out of Kentucky (6/22/17) ... Signed a deal with Charlotte (7/2/17) ... Signed a deal with Los Angeles (8/6/21) ... Agreed to a deal with Sacramento (7/6/22).

NBA CAREER: Averaging 10.3 ppg (.424 FG%, .355 3pt%, .830 FT%), 2.3 rpg, 2.0 apg and 20.4 mpg in 309 career games (38 starts) over five seasons with two teams: Charlotte (2017-21) and Los Angeles (2021-22).

2021-22 (Los Angeles): Averaged 13.8 ppg (.473 FG%, .391 3pt%, .795 FT%), 3.4 rpg, 2.9 apg and 28.1 mpg in 76 games (37 starts) ... As a starter, averaged 17.0 ppg (.478 FG%, .422 3pt%, .792 FT%), 4.0 rpg, 3.3 apg and 32.1 mpg in 37 games ... As a reserve, 10.7 ppg (.467 FG%, .349 3pt%, .800 FT%), 2.8 rpg, 2.4 apg and 24.4 mpg in 39 games ... Scored in double figures 51 times, including 22 games with 20+, two games with 30+ and one 40-point contest ... Missed six games ... Inactive in five games due to health and safety protocols (12/15-12/23) ... Did not dress in one game due to left groin soreness (1/28) ... **Top Single-Game Performances:** Scored a then season-high 27 points (10-13 FG) vs. MIA (11/10/21) ... Tallied 22 points (6-10 3FG) in 33 minutes at SAC (11/30/21) ... Scored 29 points with a season-high seven three-pointers to go

with four rebounds, three assists and two steals vs. ATL (1/7/22) ... Finished with a season-high 33 points, 10 rebounds and five assists for his second career double-double on at ATL (1/30/22) ... Had 29 points, including 18 points in the third quarter, with two assists vs. NYK (2/5/22) ... Scored a career-high 41 points with four rebounds and one assist at DEN (4/10/22).

2020-21 (Charlotte): Averaged 11.7 ppg (.434 FG%, .401 3pt%, .819 FT%), 2.4 rpg, 2.1 apg and 20.9 mpg in 42 games (0 starts) ... Scored in double figures in 22 games, including eight games with 20+ points and two games with 30+ points ... Missed 17 games due to injury ... Did not dress in one game due to right foot soreness (3/28) ... Did not play due to right foot soreness (3/30) ... Inactive in 15 games due right ankle sprain (4/2-4/28) ... **Top Single-Game Performances:** Scored 36 points on 11-of-18 shooting, including a career-high nine made 3s at MIA (2/1/21) ... Posted 29 points, including 20 in the second quarter alone at PHX (2/8/21) ... Recorded 32 points, connecting on 12 of 17 field goal attempts vs. MIA (3/26/21).

2019-20 (Charlotte): Averaged 10.3 ppg (.434 FG%, .284 3pt%, .820 FT%), 2.9 rpg, 2.1 apg and 21.3 mpg in 55 games (1 start) ... Scored in double figures in 24 games, including six games with 20+ points and one game with 30+ points ... Grabbed 10 rebounds in one game ... Recorded one double-double ... Missed nine games ... Did not play due to an injured finger (12/11) ... Did not play in six games due to a league suspension (2/26-3/7) ... Inactive in two games due to league suspension (3/9-3/11) ... **Top Single-Game Performances:** Had 23 points and 10 rebounds on 9-of-12 shooting vs. SAC (12/17/19) ... Made 10-of-17 field goal attempts while making eight of his nine tries from the free-throw line, scoring 31 points vs. MIL (1/24/20).

2018-19 (Charlotte): Averaged 8.9 ppg (.387 FG%, .330 3pt%, .882 FT%), 1.9 rpg, 1.6 apg and 17.2 mpg in 73 games (0 starts) ... Had 10+ points in 31 games and 20+ points in six games ... Had five-plus 3s in one game ... **Top Single-Game Performances:** Scored a season-high 26 points, going 9-for-15 from the field, including 7-of-11 from beyond the 3-point line at ATL (11/25/18) ... Notched 24 points at LAC (1/8/19).

2017-18 (Charlotte): Averaged 6.7 ppg (.360 FG%, .342 3pt%, .842 FT%), 1.0 rpg, 1.4 apg and 13.6 mpg in 63 games (0 starts) ... Finished with 10

points or more in 16 games, including five games with 20+ points ... **Top Single-Game Performances:** Went 10-for-17 from the floor and 5-of-8 from 3-point range, finishing with 25 points vs. MIL (11/1/17) ... Connected on 8-of-14 field goal attempts, scoring 26 points at ORL (4/6/18) ... Had 22 points, five assists and a pair of steals vs. IND (4/8/18).

COLLEGE (Kentucky, 2016-17): Named SEC Player of the Year ... Jerry West Award Winner ... SEC Rookie of the Year ... All-SEC First Team selection ... SEC All-Freshman Team honoree ... Appeared in 38 games (37 starts), averaging 19.8 points, 2.5 rebounds and 2.3 assists in 32.1 minutes ... Shot 39.7 percent (104-262) from three-point range ... Led the SEC in field goals made (251), three-pointers made (104), three-point percentage (.397) and total points (754) ... Scored in double figures in 36 games, including 19 games with 20+, four games with 30+ and one game with 40+ points ... Made multiple three-pointers in 26 games, including six games with 5+ triples ... Scored a career-high 47 points (8-12 3FG) with two assists and one steal on 12/17 vs. UNC ... Had 24 points, three rebounds and a career-high five steals on 12/3 vs. UCLA ... Made his collegiate debut on 11/11 vs. Stephen F. Austin, finishing with 10 points, one assist, one steal and one block in 20 minutes.

PERSONAL: Hometown is Jonesboro, Ark ... Son of Jackie and Michael Scales Has one brother, Marcus ... Marcus was an NFL wide receiver of the Chicago Bears and played for the University of Arkansas ... Marcus also played college basketball at Arkansas ... A cousin, Rashad Madden, played basketball for Arkansas, and his uncle, Chuck Monk, played running back for Arkansas State ... Named MVP of the 2016 Jordan Brand Classic ... Selected as a 2016 McDonald's All-American following his senior year of high school.

#13 KEEGAN MURRAY

POSITION: Forward

HEIGHT/WEIGHT: 6-8 / 215lbs

YEARS: 1st NBA SEASON

BEFORE NBA/COUNTRY: Iowa / USA

HIGH SCHOOL: DME Academy (Dayton Beach, FL)

BORN: 02/04/98 (Cedar Rapids, IA)

COLLEGE STATISTICS

YEAR-TEAM	G	MIN	FGM	FGA	PCT	FG3M	FG3A	PCT	FTM	FTA	PCT	OFF	DEF	TOT	AST	PF	DQ	STL	TO	BLK	PTS	RPG	APG	PPG
20-21 IOWA	31	555	84	166	.506	16	54	.296	40	53	.755	50	108	158	17	58	0	26	20	39	224	5.1	0.5	7.2
21-22 IOWA	35	1116	307	554	.554	66	166	.398	142	190	.747	100	203	303	52	65	0	45	39	68	822	8.7	1.5	23.5
TOTALS	66	1672	391	720	.543	82	220	.373	182	243	.749	150	311	461	69	123	0	71	59	107	1046	7.0	1.0	15.8

TRANSACTIONS/CAREER NOTES: An early entrant candidate selected in the first round (4th overall) of the 2022 NBA Draft by the Sacramento Kings out of Iowa (6/23/22) ... Agreed to a deal with Sacramento (7/2/22)... Highest drafted Hawkeye in program history, eclipsing Fred Brown who was selected with the sixth overall pick in the 1971 NBA Draft ... The first Hawkeye drafted in the first round since Ricky Davis in 1998.

NBA HONORS/AWARDS: Named the Most Valuable Player at NBA 2K23 Summer League in Las Vegas after averaging 23.3 ppg, 7.3 rpg and 1.3 spg ... 2022 All-Summer League First Team selection.

COLLEGE (Iowa, 2020-22): Averaged 15.8 ppg (.543 FG%, .373 3pt%, .749 FT%), 7.0 rpg, 1.5 apg, 1.1 spg, 1.6 bpg and 25.4 mpg in 66 games (39 starts) over two seasons at Iowa from 2020-22 ... During his sophomore season, averaged 23.5 ppg (.554 FG%, .398 3pt%, .747 FT%), 8.7 rpg, 1.5 apg, 1.3 spg, 1.9 bpg and 31.9 mpg in 35 games (35 starts) on his way to winning a number of accolades ... Totaled 822 points, 303 rebounds, 68 blocks, 52 assists and 45 steals while connecting on 66 triples, becoming the second player in Division 1 history to post 800 points, 60 blocks and 60 3s in a single season, moving alongside Kevin Durant ... First D1 player with 800 points and 300 rebounds or more on .550% shooting from the floor ... Increased his scoring average by 16.3 points per outing from the previous season, largest increase by a Big Ten player in nearly 50 years (Rick Schmidt, 1972-72) ... His list of awards and selections included Consensus First Team All-American, Karl Malone Power Forward of the Year, All-Big Ten (unanimous) and NABC All-District First Teams and USBWA All-District VI ... One of three Big Ten players to earn at least six Big Ten Player of the Week awards since its introduction at the start of the 1981-82 season, joining Evan Turner and Caleb Swanigan... Finalist for the following awards: John R. Wood Award, Naismith Trophy, Lute Olson Award and Left Driesell Award ... Tabbed the Most Outstanding Player at the Big Ten Tournament and received All-Tournament Team honors ... Ranked first in the country in Player Efficiency Rating (37.8), fourth in points per game (23.5), 34th in field goal percentage (.554) ... Points per game average was tops among players from a major conference and marked the third consecutive season a Hawkeye led the Big Ten in scoring (Garza in 2020 and 2021) ... Only player nationally to average 23+ points and 8+ rebounds ... Netted double figures in all but one game played (34), including reaching 30 points a league-best five times ... Posted 27 points, 21 rebounds, four blocks, and two assists in win over N.C. Central as he became the first Hawkeye to total 25+ points and 20+ rebounds in a game since Bruce King in 1977 ... Scored 30+ points in consecutive games (30 at Maryland; 37 vs. Nebraska) to become the first Hawkeye to score 30+ points in back-to-back Big Ten games since Matt Gatens in 2012 ... Exploded for 35 points versus Utah State, including scoring 18 straight Iowa points spanning 6:08 in the first half ... Scored 21 points, including a game-tying tip-in at the buzzer to send the game to overtime at Penn State ... Denied a personal-best five shots against Longwood ... All-Big Ten Freshman Team honoree after he averaged 7.2 ppg (.506 FG%, .296 3pt%, .755 FT%), 5.1 rpg, 1.3 bpg and 18.0 mpg in 31 games (4 starts) ... Earned the team's Newcomer of the Year Award ... One of only five players nationally — and only bench player — to amass 200+ points, 35+ blocks, 25+ steals, and 15+ 3-pointers ... Scored in double figures seven times ... His 39 blocks tied for fourth most by a freshman in program history ... Totaled 13 points, seven rebounds, four blocks, three assists, and a steal in win over Grand Canyon, becoming the first Hawkeye ever to stuff the stat sheet with those numbers in an NCAA Tournament contest ... Amassed 13 points (5-6 FG's, 3-4 FT's), six rebounds, and three blocks in home win over #25 Wisconsin... Controlled a game and personal-best 12 rebounds off the bench in road win at #21 Wisconsin ... Posted game-high +30 plus/minus in win at Maryland; third highest of any Hawkeye in 2020-21 (Patrick McCaffery +39 and Fredrick +33 vs. Northern Illinois) ... Posted personal bests in points (14) and rebounds (9) in win at #14 Rutgers; sank two free clutch free throws with 16 seconds left to give Iowa a 76-75 lead.

#13 KEEGAN MURRAY

HIGH SCHOOL: After graduating from Prairie High School in 2019, spent a post-graduate year at DME Sports Academy in Daytona Beach, Florida ... National Prep School Invitational Most Outstanding Player ... Averaged 20.5 points, 7.3 rebounds, 3.1 assists, 1.8 blocks, and 1.3 steals per game as a senior ... Postseason honors following his senior year at Prairie HS: Metro Player of the Year; first-team all-state by Prep Hoops IA and IBCA; unanimous first-team all-conference and first-team all-metro; Eastern Iowa All-Area Team; All-Sub State District 5 ... established a new Prairie High School record in career free throw percentage (.876) ... Two-time team captain (2018, 2019) ... High Honor Roll student all four years of high school... Three-year letterwinner in golf.

PERSONAL: Born August 19, 2000 ... Sport and recreation management major ... Parents are Kenyon and Michelle Murray ... Has three siblings, Kris (identical twin), McKenna, and Demetrius Harper ... His high school coach was Jeremy Rickertson... DME Academy Coach was Wesam Al-Sous ... AAU coach was Tanner Carlson.

#30 KZ OKPALA

POSITION: Forward

HEIGHT/WEIGHT: 6-8 / 215lbs

YEARS: 4th NBA Season

BEFORE NBA/COUNTRY: Stanford/USA

HIGH SCHOOL: Esperanza HS (Anaheim, CA)

BORN: 04/28/99 (Orange County, CA)

NBA REGULAR SEASON STATISTICS

YEAR-TEAM	G	MIN	FGM	FGA	PCT	FG3M	FG3A	PCT	FTM	FTA	PCT	OFF	DEF	TOT	AST	PF	DQ	STL	TO	BLK	PTS	RPG	APG	PPG
17-18 CHA	63	854	153	425	.360	83	243	.342	32	38	.842	8	58	66	91	60	0	20	49	9	421	3.4	2.9	6.7
19-20 MIA	5	26	3	5	.600	0	1	.000	1	2	.500	1	4	5	1	2	0	2	1	1	7	1.0	0.2	1.4
20-21 MIA	37	447	36	96	.375	12	50	.240	8	15	.533	21	47	68	19	59	0	10	15	11	92	1.8	0.5	2.5
21-22 MIA	21	244	30	69	.435	9	26	.346	8	11	.727	11	30	41	14	25	0	4	5	7	77	2.0	0.7	3.7
TOTALS	63	717	69	170	.406	21	77	.273	17	28	.607	33	81	114	34	86	0	16	21	19	176	1.8	0.5	2.8

NBA PLAYOFFS STATISTICS

YEAR-TEAM	G	MIN	FGM	FGA	PCT	FG3M	FG3A	PCT	FTM	FTA	PCT	OFF	DEF	TOT	AST	PF	DQ	STL	TO	BLK	PTS	RPG	APG	PPG
20-21 MIA	2	6	0	1	.000	0	1	.000	0	0	---	0	0	0	0	0	0	0	0	0	0	0.0	0.0	0.0
TOTALS	2	6	0	1	.000	0	1	.000	0	0	---	0	0	0	0	0	0	0	0	0	0	0.0	0.0	0.0

OKPALA'S CAREER HIGHS

MIN:	34	05/16/21	MIA	@	DET
FGM:	7	12/21/1	IND	@	MIA
FGA:	10	12/11/21	CHI	@	MIA
3FGM:	4	01/16/21	DET	@	MIA
3FGA:	6	04/19/21	HOU	@	MIA
FTM:	5	05/16/21	MIA	@	DET
FTA:	6	12/01/21	CLE	@	MIA
OREB:	3 (3)	11/15/21	MIA	@	OKC
DREB:	9	12/08/21	MIL	@	MIA
REB:	9	12/08/21	MIL	@	MIA
AST:	2 (7)	12/23/21	DET	@	MIA
STL:	2 (3)	05/16/21	MIA	@	DET
TO:	4	01/16/21	DET	@	MIA
BLK:	2 (4)	12/08/21	MIL	@	MIA
PTS:	17	05/16/21	MIA	@	DET

TRANSACTIONS/CAREER NOTES: Selected in the second round (32nd overall) of the 2019 NBA Draft by Phoenix out of Stanford (6/20/19) ... As part of a three-team trade, traded by Phoenix to Miami as the Heat sent multiple second-round picks (2022, 2025, 2026) to Indiana while Indiana sent cash considerations to the Suns (7/6/19) ... Signed a deal with Miami (7/9/19) ... Traded by Miami to Oklahoma City along with a 2025 first-round pick in exchange for a 2026 conditional second-round pick (2/9/22) ... Waived by Oklahoma City (2/11/22) ... Signed a deal with Sacramento (9/14/22).

NBA CAREER: Averaging 2.8 ppg (.406 FG%, .273 3pt%, .607 FT%), 1.8 rpg, 0.5 apg and 11.4 mpg in 63 games (9 starts) over three seasons with one team: Miami (2019-22).

NBA PLAYOFFS: Totaled six minutes in two postseason games (0 starts) with one team: Miami (2020-21).

NBA G LEAGUE: Averaged 11.7 ppg (.368 FG%, .282 3pt%, .635 FT%), 7.0 rpg, 2.0 apg, 1.4 spg, 1.1 bpg and 28.6 mpg in 20 games (20 starts) for the Sixous Falls Skyforce during the 2019-20 season.

2021-22 (Miami): Averaged 3.7 ppg (.435 FG%, .346 3pt%, 8-11 FT), 2.0 rpg and 11.6 mpg in 21 games (0 starts) ... Scored in double figures in three games ... Inactive in two games due to a right ankle sprain (11/2-11/4) ... Inactive in 19 games due to a right wrist sprain (12/31-1/3, 112-2/9) ... Now with team for two games due to a right wrist sprain (1/5-1/8) ... **Top Single-Game Performances:** Posted 10 points, nine rebounds and a pair of blocks vs. MIL (12/8/21) ... Scored 16 points on 7-of-9 shooting vs. IND (12/21/21).

2020-21 (Miami): Averaged 2.5 ppg (.375 FG%, .240 3pt%, .533 FT%), 1.8 rpg and 12.1 mpg in 37 games (9 starts) ... As a starter, averaged 4.7 ppg (.436 FG%, .318 3pt%, 1-2 FT), 2.7 rpg and 18.0 mpg in nine games ... As a reserve, averaged 1.8 ppg (.333 3pt%, .179 3pt%, 7-13 FT), 1.6 rpg and 10.2 mpg in 28 games ... Scored in double figures in two games ... Missed 10 games ... Not with team in one game due to health and safety protocols (3/23) ... Inactive in nine games due to health and safety protocols (3/25-4/11) ... **Top Single-Game Performances:** Scored 16 points on 6-of-9 shooting, including 4-for-6 from beyond the arc vs. DET (1/16/21) ... Had 17 points, five rebounds and a pair of steals and blocks at DET (5/16/21).

2021 NBA Playoffs: Logged six minutes of postseason action in two games (0 starts).

2019-20 (Miami): Totaled seven points (3-5 FG, 0-1 3pt, 1-2 FT), five rebounds, one assist, two

steals and one block in five games (0 starts) ... Missed 62 games ... Inactive in 18 games due to a left achilles strain (10/31-11/8, 11/14-12/8) ... Did not dress in one game due to a left Achilles strain (11/12).

COLLEGE (Stanford, 2017-19): Appeared in 52 collegiate games (50 starts) and averaged 13.8 points, 4.8 rebounds, 1.9 assists, 1.00 steals and 30.8 minutes while shooting 43.9 percent from the field, 33.1 percent from three-point range and 67.4 percent from the foul-line ... As a sophomore, started all 29 games in which he appeared and averaged 16.8 points (.463 FG%, .671 FT%), 5.7 rebounds, 2.0 assists, 1.0 steals and 32.7 minutes ... Named First Team All-Pac-12, First Team USBWA All-District and Second Team NABC All-District ... Received the Hank Luisetti Most Valuable Player Award at the annual team banquet ... Named the Pac-12 Player of the Week on Nov. 12... Ranked among the Pac-12 leaders in scoring (5th), defensive rebounding (12th) and rebounding (16th) ... Led the team in points, field goals made and attempted, free throws made and attempted, games started and minutes ... Finished second in three-point field goals made, defensive rebounds and steals and third in assists, offensive rebounds and rebounds ... Led the team in scoring 15 times, rebounds seven times and assists six times ... Scored in doublefigures 23 times ... Ranked second in the Pac-12 with 15 games of at least 20 points...topped the 20-point barrier in a career-high four consecutive games from Jan. 9-24, 2019 ... Scored a career-high 30 points in a win at California on Feb. 3...grabbed double-figure boards twice and tallied two double-doubles ... As a freshman, appeared in 23 games (21 starts) and averaged 10.0 points (.393 FG%, .679 FT%), 3.7 rebounds, 1.8 assists, 1.00 steals and 28.5 minutes ... Received the Top Defensive Player Award at the team's awards banquet...scored in double figures 10 times, including four games with at least 20 points... Grabbed double-figure rebounds once and registered one doubledouble...set or matched season highs in points (23), field goals attempted (16), free throws made (10) and attempted (13) and assists (5) against UCLA on Mar. 8.

NIGERIAN NATIONAL TEAM: Represented the Nigerian National Team at the 2020 Olympic Games in Tokyo, Japan ... Started all three games and averaged 3.7 points (.571 FG%, .500 FT%), 3.3 rebounds, 1.67 steals, 1.0 assists and 14.3 minutes.

PERSONAL: Full name is Chikezie Okpala ... Prefers to go by "KZ"... He is the son of Martin and Mary Okpala ... Has two older sisters (Kiki and Chisom) and an older brother (Toby) ... His sister, Chisom, was an All-Big West volleyball player at Long Beach State ... Outside of basketball his passion is pop culture, especially music and fashion ... Hopes to one day own a record label and manage artists along with his brother ... Was initially interested in football but was persuaded to try basketball by his brother ... Lists his parents as the people that made a difference in his life because they overcame a rough upbringing and are successful ... His parents moved from Nigeria to the U.S. before he was born ... Underwent a growth spurt throughout high school that saw him grow from 5'11" as a freshman to 6'8" as a senior ... Led Esperanza to its first California Interscholastic Federation (CIF) State Division II championship in 2017 while averaging 30.4 points and 10.6 rebounds during his senior season ... Scored a school record and career-high 46 points vs. Crossroads High School...holds Esperanza's single-season record for scoring average ... Was the 2016-17 Orange County Register Boys Basketball Player of the Year and selected to the All-L.A. Times Boys Basketball Team ... Wears size 14 sneakers.

#88 NEEMIAS QUETA

POSITION: Center

HEIGHT/WEIGHT: 7-0 / 245lbs

YEARS: 2nd NBA Season

BEFORE NBA/COUNTRY: Utah State / Portugal

BORN: 7/13/99 (Barreiro, POR)

NBA REGULAR SEASON STATISTICS

YEAR-TEAM	G	MIN	FGM	FGA	PCT	FG3M	FG3A	PCT	FTM	FTA	PCT	OFF	DEF	TOT	AST	PF	DQ	STL	TO	BLK	PTS	RPG	APG	PPG
21-22 SAC	15	120	17	38	.447	0	0	---	11	17	.647	14	17	31	6	18	0	1	6	8	45	2.1	0.4	3.0
TOTALS	15	120	17	38	.447	0	0	---	11	17	.647	14	17	31	6	18	0	1	6	8	45	2.1	0.4	3.0

QUETA'S CAREER HIGHS

MIN:	24	01/10/22	CLE	@	SAC
FGM:	4	01/10/22	CLE	@	SAC
FGA:	7 (2)	04/09/22	SAC	@	LAC
3FGM:					
3FGA:					
FTM:	4	04/09/22	SAC	@	LAC
FTA:	6	04/09/22	SAC	@	LAC
OREB:	4	01/31/22	SAC	@	NYK
DREB:	4	01/10/22	CLE	@	SAC
REB:	5 (2)	01/10/22	CLE	@	SAC
AST:	2	04/09/22	SAC	@	LAC
STL:	1	01/10/22	CLE	@	SAC
TO:	1 (6)	04/09/22	SAC	@	LAC
BLK:	2 (2)	04/09/22	SAC	@	LAC
PTS:	11	01/10/22	CLE	@	SAC

TRANSACTIONS/CAREER NOTES: An early entrant candidate selected in the second round (39th overall) by the Sacramento Kings out of Utah State (6/29/21) ... Signed two-way contract with Sacramento (8/8/21) ... Agreed to a two-way deal with Sacramento (7/2/22).

2021-22 (Sacramento/Stockton): Averaged 3.0 ppg (.447 FG%, .647 FT%), 2.1 rpg and 8.0 mpg in 15 games (0 starts) ... Averaged 16.4 ppg (.624 FGG%, .788 FT%), 7.9 rpg, 1.8 apg, 1.9 bpg and 28.2 mpg in 14 games (14 starts) during the G League regular season with Stockton ... Averaged 15.5 ppg (.559 FG%, .531 FT%), 9.2 rpg, 2.2 bpg and 26.9 mpg in 11 games (11 starts) during Showcase games ... **Top Single-Game Performances:** Established career-highs with an 11-point game on 4-of-7 shooting from the field and added five rebounds, in 24 minutes vs. CLE (1/10/22) ... Recorded 10 points, two assists and two blocks at LAC (4/9/22).

COLLEGE (Utah State, 2018-21): Named Mountain West Conference (MWC) Defensive Player of the Year for both 2019 and 2021 ... Holds records of most career blocks (219) and blocks per game (2.5) during his three-year stint at Utah State ... He was also selected to the MWC All-Defensive First Team in each of the three seasons, and holds single-season records of 97 blocks and blocks per game (3.3) during the 2020-21 season ... As a junior for the Aggies, Queta averaged 14.9 points (.559 FG%, .707 FT%), 10.1 rebounds, 2.7 assists, 3.3 blocks, 1.1

steals and 30.0 minutes per game in 29 games (all starts) during the 2020-21 season. At Utah State, Queta accrued career averages of 13.2 points (.594 FG%, .646 FT%), 9.0 rebounds, 2.0 assists, 2.5 blocks and 28.0 minutes per game in 86 games (84 starts) ... as a Junior, named first-team all-Mountain West, MW Defensive Player of the Year and member of the MW all-defensive team... Named to the Mountain West all-Tournament team... Named first-team all-district 17 by the NABC... Named the Defensive Player of the Year by Bleacher Report... Named the USBWA District VIII Player of the year... Named AP Honorable Mention All-American... One of four finalists for the Naismith Defensive Player of the Year award... Appeared and started in all 29 games during the year... Averaged 30.0 minutes per game, playing in a career-high 40 minutes in the season finale against Texas Tech in the first round of the NCAA Tournament ... During sophomore year, named second-team all-Mountain West and a member of the MW all-defensive team... Named to the Mountain West all-Tournament team... Named second-team all-district 17 by the NABC... Appeared in 22 games during the year, starting in 20... Averaged 26.8 minutes per game ... As a freshman, named Mountain West Freshman of the Year... Mountain West Defensive Player of the Year... Named second-team all-Mountain West and a member of the Mountain West all-Tournament team... Also named second-team all-district 17 by the NABC and all-district VIII by the USBWA... Appeared and started in all 35 games during the year, marking the most starts and the second-most appearances by a freshman in USU history... Set the single-season school record in blocks with 84... Averaged a school-record and Mountain West-leading 2.4 blocks per game... Recorded multiple blocks in 22 games during the year.

PORTUGUESE NATIONAL TEAM: Competed for Portugal at 2022 EuroBasket ... Member of the U20 Portuguese National team at the European Championships, averaging 14.3 points per game to finish second on the team... Led Portugal with 10.3 rebounds per game... Led the entire tournament field with 2.9 blocks per game... Recorded a pair of double-doubles during the tournament, including a near triple-double against the Netherlands, scoring 20 points, pulling down 14 rebounds and blocking nine shots... Led all players on the floor in the tournament finale for Portugal with 27 points and 13 rebounds... Finished third on the team with 10.2 points per game during the U18 Championships... Led Portugal with 8.6 rebounds and 1.2 blocks per game.

PERSONAL: Son of Mica and Dyaneuba Queta... A native of Barreiro, Portugal, Queta becomes the first-ever native of Portugal to be drafted into the NBA

#10 DOMANTAS SABONIS

POSITION: Forward

HEIGHT/WEIGHT: 6-11 / 240lbs

YEARS: 7th NBA Season

BEFORE NBA/COUNTRY: Gonzaga / USA

BORN: 05/03/96 (Portland, OR)



NBA REGULAR SEASON STATISTICS

YEAR-TEAM	G	MIN	FGM	FGA	PCT	FG3M	FG3A	PCT	FTM	FTA	PCT	OFF	DEF	TOT	AST	PF	DQ	STL	TO	BLK	PTS	RPG	APG	PPG
16-17 OKC	81	1632	192	481	.399	51	159	.321	44	67	.657	46	242	288	82	200	2	39	83	32	479	3.6	1.0	5.9
17-18 IND	74	1810	340	661	.514	13	37	.351	168	224	.750	165	407	572	151	220	2	40	137	32	861	7.7	2.0	11.6
18-19 IND	74	1838	413	700	.590	9	17	.529	208	291	.715	186	504	690	212	239	3	48	160	30	1043	9.3	2.9	14.1
19-20 IND	62	2159	458	848	.540	17	67	.254	214	296	.723	189	582	771	310	195	3	47	170	30	1147	12.4	5.0	18.5
20-21 IND	62	2232	484	904	.535	52	162	.321	240	328	.732	150	592	742	415	203	4	76	213	33	1260	12.0	6.7	20.3
21-22 IND	62	2136	443	773	.573	39	125	.312	246	332	.741	201	551	752	323	203	3	59	195	27	1171	12.1	5.2	18.9
TOTALS	415	11806	2330	4367	.534	181	567	.319	1120	1538	.728	1120	1538	.728	1493	1260	17	309	958	184	5961	9.2	3.6	14.4

NBA PLAYOFFS STATISTICS

YEAR-TEAM	G	MIN	FGM	FGA	PCT	FG3M	FG3A	PCT	FTM	FTA	PCT	OFF	DEF	TOT	AST	PF	DQ	STL	TO	BLK	PTS	RPG	APG	PPG
16-17 OKC	2	6	0	3	.000	0	1	.000	4	4	1.000	0	2	2	0	4	0	1	0	1	4	1.0	0.0	2.0
17-18 OKC	7	166	36	62	.581	1	7	.143	14	18	.778	14	18	32	5	22	0	1	7	2	87	4.6	0.7	12.4
18-19 IND	4	96	12	29	.414	1	4	.250	9	14	.643	7	22	29	16	12	1	3	5	1	34	4.8	1.6	8.5
TOTALS	13	268	48	94	.511	2	12	.167	27	36	.750	21	42	63	21	38	1	5	12	4	125	4.8	1.6	9.6

TRANSACTIONS/CAREER NOTES: Selected in the first round (11th overall) of the 2016 NBA Draft by Orlando out of Gonzaga (6/23/16) ... Had his draft rights traded by Orlando to Oklahoma City along with Ersan Ilyasova and Victor Oladipo in exchange for Serge Ibaka (6/23/16) ... Signed a deal with Oklahoma City (8/7/12/16) ... Traded by Oklahoma City to Indiana along with Victor Oladipo in exchange for Paul George (7/6/17) ... Signed a deal with Indiana (10/21/19) ... Acquired by Sacramento along with forward Justin Holiday, guard Jeremy Lamb and a 2027 second-round draft selection from the Indiana Pacers in exchange for Tyrese Haliburton, Buddy Hield and Tristan Thompson (2/8/22).

NBA HONORS/AWARDS: Selected to participate in the 2017 BBVA Compass Rising Stars Challenge ... Named to the 2018 Mtn Dew Kickstart Rising Star game ... A two-time NBA All-Star reserve (2020, 2021)... Winner of the 2021 All-Star Skills Challenge.

NBA CAREER: Averaging 14.4 ppg (.534 FG%, .319 3pt%, .728 FT%), 9.2 rpg, 3.6 apg and 28.4 mpg in 415 career games (275 starts) over six seasons with three teams: Oklahoma City (2016-17), Indiana (2017-22) and Sacramento (2021-22).

NBA PLAYOFFS: Averaged 9.6 ppg (.511 FG%, 2-12 3pt, .750 FT%), 4.8 rpg, 1.6 apg and 20.6 mpg in 13 postseason games (0 starts) with two teams: Oklahoma City (2016-17) and Indiana (2017-19).

2021-22 (Sacramento): Averaged 18.9 ppg (.573 FG%, .312 3pt%, .741 FT%), 12.1 rpg, 5.2 assists, 1.0 spg and 34.5 mpg in 62 games (61 starts) ... Earned NBA Player of the Week selection on Dec. 13 ... Ranked third in the NBA in rebounds per game ... Scored in double figures in 56 games, including 20+ points in 28 games, 30+ points in eight games and 40+ points in one game ... Grabbed 10+ rebounds in 48 games, 15+ rebounds in 14 games and 20+ rebounds in three games ... Dished out 10 assists in five games ... Had 46 double-doubles, twelve with the Kings, and three triple-doubles; ranked fourth in double-doubles and seventh in triple-doubles ... Only player with multiple triple-doubles with 20+ rebounds ... Recorded a double-double in eight consecutive contests (11/29-12/15) ... Missed 19 games ... Inactive in one game due to a sore right calf (12/23) ... Inactive in four games due to a left ankle sprain (1/20-1/26) ... Inactive in three games due to health and safety protocols (1/31-2/4) ... Inactive in one game due to trade pending (2/8) ... Not with team for one game due to league suspension (3/9) ... Inactive in one game due to personal reasons (3/12) ... Inactive in nine consecutive games due to a left knee contusion ... **Top Single-Game Performances:** Posted his first triple-double of the season with 16 points, a career-high 25 rebounds and 10 assists at MIN (11/29/21), joining Shaquille O'Neal (1993) and Hakeem Olajuwon (1989) as the only players since 1980 (the NBA's 3-point era) to record a triple-double with at least 25 rebounds ... Finished with a career-high 42 points on 18-for-22 shooting in a win over UTA (1/8/22) ... Recorded his first 30+ point game with the Kings vs. Denver (2/24/22) ... Totaled 30 points, 20 boards and five assists vs. BOS (3/18/22), joining Chris Webber as the only Kings players with a 30/20/5 game in the Sac-era.

2020-21 (Indiana): Averaged 20.3 ppg (.535 FG%, .321 3pt%, .732 FT%), 12.0 rpg, 6.7 apg, 1.2 spg and 36.0 mpg in 62 games (62 starts) ... Became the fifth player in NBA history average at least 20.0 points, 12.0 rebounds and 6.0 assists per game ... Ranked fourth in rebounding, 13th in assists and fifth in minutes played ... Scored 10 points or more in 59 games, including 20+ points in 33 games and 30+ points in eight games ... Collected 10+ rebounds in 48 games, 15+ rebounds in 14 games and 20+ rebounds in two games ... Had 10 or more assists

SABONIS' CAREER HIGHS

MIN:	46	02/17/21	IND	@	MIN
FGM:	18	01/08/22	UTA	@	IND
FGA:	25	02/03/22	IND	@	MIL
3FGM:	4 (4)	10/20/21	IND	@	CHA
3FGA:	7 (2)	10/30/21	TOR	@	IND
FTM:	12	03/14/19	OKC	@	IND
FTA:	15	03/29/21	IND	@	WAS
OREB:	8 (4)	01/28/22	IND	@	OKC
DREB:	21	11/29/21	IND	@	MIN
REB:	25	11/29/21	IND	@	MIN
AST:	15	05/11/21	PHI	@	IND
STL:	5	01/22/21	ORL	@	IND
TO:	8 (2)	02/28/22	SAC	@	OKC
BLK:	4 (2)	05/10/21	IND	@	CLE
PTS:	42	01/08/22	UTA	@	IND

in 11 games and 15 rebounds in one game ... Recorded 48 double-doubles and nine triple-doubles; ranked tied for fifth in the NBA in double-doubles and set the Pacers franchise record for triple-doubles ... He recorded a double-double in each of the first 16 games this season, and became only the sixth player since the ABA-NBA merger in 1976-77 to post at least 15 straight double-doubles to start a season ... Missed 10 games ... Inactive in three games due to a left ankle sprain (4/3-4/7) ... Inactive in six games with a sore lower back (4/19-29) ... Did not dress in one game with a bruised left quad (5/15) ... **Top Single-Game Performances:** Posted the 100th double-double of his NBA career with 19 points, 10 rebounds and five assists while scoring the go-ahead basket in the win vs. Boston (12/27/20) ... Recorded the 100th double-double as a member of the Pacers with 25 points and 11 rebounds against CLE (12/31/20) ... Had a then career-high 36 points to go with 16 rebounds and 10 assists in an overtime win at MIN (2/17/21) ... Posted his ninth triple-double of the season with 16 points, 13 rebounds and a career-high 15 assists in the win vs. Philadelphia (5/11/21).

2019-20 (Indiana): Averaged 18.5 ppg (.540 FG%, .254 3pt%, .723 FT%), 12.4 rpg, 5.0 apg and 34.8 mpg in 62 games (62 starts) ... Ranked fifth in the NBA in rebounds per game, setting the Pacers franchise record ... Scored 10 points or more in 60 games, including 20+ points in 23 games ... Grabbed 10+ rebounds in 50 games, 15+ rebounds in 15 games and 20+ rebounds in one game ... Posted 50 double-doubles and four triple-doubles; set the Pacers franchise record for double-doubles ... Missed 11 games ... Inactive in two games with a left calf contusion (11/3-11/5) ... Inactive in one game with a sore left knee (1/10) ... Inactive in eight games with plantar fasciitis in his left foot (8/1-8/14) ... **Top Single-Game Performances:** Posted his first NBA triple-double as he finished with 22 points, 15 rebounds and 10 assists in the road win at Denver (1/19/20) ... Recorded 27 points, 14 rebounds and a career-high 11 assists at POR (1/26/20) ... Had another triple-double with 15 points, 11 rebounds and 10 assists at TOR (2/5/20) ... Totaled 23 points, 10 rebounds and 11 assists for his fourth triple-double with against Brooklyn (2/10/20).

2018-19 (Indiana): Averaged 14.1 ppg (.590 FG%, 9-17 3pt, .715 FT%), 9.3 rpg, 2.9 apg and 24.8 mpg in 74 games (5 starts) ... Ranked seventh in the NBA in field goal percentage and 16th in the Association in rebounding ... As a starter, averaged 18.4 ppg (.581 FG%, 0-1 3pt, .833 FT%), 11.6 rpg, 4.4 apg and 31.6 mpg in five games ... As a reserve, averaged 13.8 ppg (.591 FG%, 9-16 3pt, .704 FT%), 9.2 rpg, 2.8 apg and 24.4 mpg in 69 games ... Scored in double figures in 44 games, including 20+ points in five games and 30 points in one game ... Collected 10+ rebounds in 21 games and 15+ rebounds in two games ... Notched 15 double-doubles ... Missed

eight games ... Inactive in two games due to a right calf contusion (11/7-11/8) ... Inactive in six games with a left ankle sprain (3/15-3/25) ... **Top Single-Game Performances:** Scored 30 points on a perfect 12-for-12 from the floor at NYK (10/31/18) ... Posted 21 points and 16 boards at PHX (11/27/18) ... Totaled 23 points and 12 rebounds at CHI (1/4/19) ... Finished with 22 points and 15 rebounds on 9-of-14 shooting at NYK (1/11/19).

2019 NBA Playoffs: Averaged 8.5 ppg (.414 FG%, 1-4 3pt, 9-14 FT), 7.3 rpg, 4.0 apg and 24.0 mpg in four games (0 starts) ... Scored in double figures in two games ... **Top Single-Game Performances:** Totaled 12 points, seven rebounds and six assists vs. BOS (4/19/19) ... Finished with 14 points on 6-of-9 shooting while adding eight boards vs. BOS (4/21/19).

2017-18 (Indiana): Averaged 11.6 ppg (.514 FG%, .351 3pt%, .750 FT%), 7.7 rpg, 2.0 and 24.5 mpg in 74 games (19 starts) ... As a starter, averaged 13.1 ppg (.540 FG%, .300 3pt%, .677 FT%), 10.4 rpg, 2.6 apg and 28.6 mpg in 19 games ... As a reserve, averaged 11.1 ppg (.504 FG%, .370 3pt%, .780 FT%), 6.8 rpg, 1.9 apg and 23.0 mpg in 55 games ... Ranked seventh in the NBA in field goal percentage and 16th in the Association in rebounding ... Scored in double figures in 59 games, including nine games with 20+ points and one game with 30 points ... Grabbed 10+ rebounds in 34 games and 15+ rebounds ... Finished with 30 double-doubles ... Missed eight games ... Inactive in one game due to a bruised right knee (10/20) ... Inactive in one game due to food poisoning (12/7) ... Inactive in five games due to a left ankle sprain (2/27-3/7) ... **Top Single-Game Performances:** Totaled 22 points and 12 rebounds as he went a perfect 9-for-9 from the field vs. SAS (10/29/19) ... Posted 12 points and 16 rebounds vs. SAC (10/31/17) ... Made 13-of-21 field goal attempts, scoring 30 points to go with eight rebounds and three steals at CHA (4/8/18).

2018 NBA Playoffs: Averaged 12.4 ppg (.581 FG%, 1-7 3pt, .778 FT%), 4.6 rpg and 23.7 mpg in seven games (0 starts) ... Scored in double figures in four games, including one game with 20+ points ... **Top Single-Game Performances:** Scored 19 points on 9-of-12 shooting vs. CLE (4/22/18) ... 8-of-12 from the floor and 6-for-8 at the free-throw line, finishing with 22 points and five rebounds at CLE (4/25/18) ... Had another 19-point outing while adding six boards vs. CLE (4/27/18).

2016-17 (Oklahoma City): Averaged 5.9 ppg (.399 FG%, .321 3pt%, .657 FT%), 3.6 rpg, 1.0 apg and 20.1 mpg in 81 games (66 starts) ... As a starter, averaged 6.3 ppg (.411 FG%, .305 3pt%, .706 FT%), 3.7 rpg, 1.0 apg and 21.3 mpg in 66 games ... As a reserve, averaged 4.4 ppg (.333 FG%, .444 3pt%, .500 FT%), 2.7 rpg and 14.9 mpg in 15 games ... Scored in double figures in 13 games, including one 20-point performance ... Pulled down 10+ rebounds in two games ... Recorded two double-doubles ... **Top Single-Game Performances:** Posted 15 points and 10 rebounds vs. MIA (11/7/16) ... Scored 20 points going 8-for-11 from the floor, including 4-of-6 from beyond the arc at BOS (12/23/16).

2017 NBA Playoffs: Totaled four points (0-3 FG, 0-1 3pt, 4-4 FT), two rebounds and one steal in two games (0 starts).

COLLEGE (Gonzaga, 2014-16): Averaged 13.5 points, 9.4 rebounds and 1.3 assists per game over two seasons at Gonzaga (2014-16) ... Shot 63.2 percent from the field, 35.7 percent from three-point range and 72.9 percent from the free throw line during his college career...2015-16:

#10 DOMANTAS SABONIS

Scored a season-high 25 points along with 14 rebounds and four assists against San Francisco ... Grabbed a season-high 20 rebounds along with 12 points against Pacific. Scored 21 points along with 16 rebounds in an NCAA Tournament game against Seton Hall. Scored 19 points along with 17 rebounds and five blocks in an NCAA Tournament game against Syracuse. Dished out a season-high seven assists along with 17 points and 13 rebounds against Saint Mary's...2014-15: Scored a season-high 19 points against St. Thomas Aquinas...Grabbed a season-high 13 rebounds along with seven points against Saint Mary's. Scored 18 points along with nine rebounds in an NCAA Tournament game against Iowa.

LITHUANIAN NATIONAL TEAM: Competed for Lithuania at EuroBasket 2022, averaging 12.5 points, 7.3 rebounds and 2.5 assists in 29.0 minutes per game ... Played for Lithuania in the 2016 Olympics in Rio de Janeiro, Brazil, and averaged 5.5 points, 4.3 rebounds and 1.3 steals over 18.5 minutes per game ... Made his debut for the Lithuanian National Team in the EuroBasket 2015 and helped the team earn the silver medal ... Averaged 3.0 points and 2.0 rebounds per game while shooting 45.5 percent from the field ... Played for Lithuania in the 2012 FIBA U-16 European tournament, averaging 14.1 points, 14.4 rebounds and 2.4 assists ... Grabbed a tournament-high 27 rebounds against Poland in the tournament ... Averaged 14.0 points, a tournament high 11.4 rebounds and 1.4 assists in the 2013 FIBA U-18 European tournament where he had a double-double of 22 points and 22 rebounds against Serbia in a 74-70 overtime victory.

INTERNATIONAL CAREER: Played in 35 games for Unicaja Malaga, averaging 2.7 points and 2.2 rebounds in 2013-14 ... Was the youngest Unicaja player to debut in ACB (first-tier pro league in Spain) at 17 years, 5 months, 10 days ... As 16-year-old, made debut with Unicaja Malaga in 2012 in a game against Cibona Zagreb ... On Oct. 18, 2013, he debuted in the Euroleague against the two-time defending champions Olympiacos Piraeus ... Named as one of best young European players in 2014.

PERSONAL: Son of NBA Hall of Famer and former Portland Trail Blazers center Arvydas Sabonis...Born in 1996 between games four and five of the Trail Blazers' first-round playoff matchup with the Utah Jazz.



2022-23 SACRAMENTO KINGS

ROSTER

NO.	PLAYER	POSITION	HEIGHT	WEIGHT	BIRTHDATE	PRIOR TO NBA/COUNTRY	EXP
40	Harrison Barnes	F	6-8	225	05/30/92	North Carolina/USA	10
3	Terence Davis II	G	6-4	201	05/16/97	Ole Miss/USA	3
8	Matthew Dellavedova	G	6-3	200	09/08/90	Saint Mary's/Australia	8
23	Keon Ellis ^{2-W}	G	6-5	175	01/08/00	Alabama/USA	R
5	De'Aaron Fox	G	6-3	185	12/20/97	Kentucky/USA	5
22	Richaun Holmes	F	6-10	240	10/15/93	Bowling Green State/USA	7
9	Kevin Huerter	G/F	6-7	202	08/27/98	Maryland/USA	4
25	Alex Len	C	7-0	250	06/16/93	Maryland/Ukraine	9
41	Trey Lyles	F	6-9	234	11/05/95	Kentucky/Canada	7
7	Chimezie Metu	C	6-9	225	03/22/97	USC/USA	4
15	Davion Mitchell	G	6-2	205	09/05/98	Baylor/USA	1
19	Chima Moneke	F	6-6	222	12/24/95	UC Davis/Nigeria	R
0	Malik Monk	G	6-3	200	02/04/98	Kentucky/USA	5
13	Keegan Murray	F	6-8	215	08/19/00	Iowa/USA	R
30	KZ Okpala	F	6-8	215	04/28/99	Stanford/USA	3
88	Neemias Queta ^{2-W}	C	7-0	245	07/13/99	Utah State/Portugal	1
10	Domantas Sabonis	C	6-11	240	05/03/96	Gonzaga/USA	6

*2-W Indicates Two-Way Contract

HEAD COACH: Mike Brown (College – San Diego)

ASSOCIATE HEAD COACH: Jordi Fernandez (College – INEFC)

ASSISTANT COACHES: Jay Triano (College – Simon Fraser)

Doug Christie (College – Pepperdine)

Luke Loucks (College – Florida State)

Leandro Barbosa (Brazil)

ASSISTANT COACH/DIRECTOR OF PLAYER DEVELOPMENT: Dutch Gaitley (College – Temple)

ASSISTANT COACH/PLAYER DEVELOPMENT COACH: Lindsey Harding (College – Duke)

PLAYER DEVELOPMENT COACH: Deividas Dulkys (College – Florida State)

SR. DIRECTOR OF COACHING ANALYTICS AND STRATEGY: Robbie Lemons (College – Stanford)

HEAD VIDEO COORDINATOR/SPECIAL ASSISTANT TO HEAD COACH: Charles Allen (College – Houston)

SR. DIRECTOR, ATHLETE HEALTH: Jas Randhawa (College – Vancouver Island University (BC))

HEAD ATHLETIC TRAINER: Joel Noland (College – Weber State University)

PRONUNCIATION GUIDE: **Matthew Dellavedova** (dell-ah-veh-DOH-vuh); **Kevin Huerter** (HER-der); **Richaun Holmes** (ruh-SHAWN); **Sam Merrill** (meh-ruhl); **Chimezie Metu** (chi-MEH-zee Meh-tu); **Chima Moneke** (chee-muh MO-neck-ee); **KZ Okpala** (ock-PAH-luh); **Neemias Queta** (Nuh-mee-us Kay-tuh); **Domantas Sabonis** (doh-MON-tas suh-BOE-niss)

NO.	PLAYER	NO.	PLAYER	NO.	PLAYER
0	Malik Monk	10	Domantas Sabonis	23	Keon Ellis
3	Terence Davis II	13	Keegan Murray	25	Alex Len
5	De'Aaron Fox	15	Davion Mitchell	30	KZ Okpala
7	Chimezie Metu	19	Chima Moneke	40	Harrison Barnes
8	Matthew Dellavedova	20	Sam Merrill	41	Trey Lyles
9	Kevin Huerter	22	Richaun Holmes	88	Neemias Queta



SEASON REVIEW

2021-22 KINGS FINAL STATISTICS

PLAYER	G	GS	MIN	FIELD GOALS			3-POINT FG			FREE THROWS			REBOUNDS			MISCELLANEOUS							SCORING	
				FG	FGA	PCT	FG	FGA	PCT	FT	FTA	PCT	OFF	DEF	TOT	AST	PF	DQ	STL	TO	BLK	PTS	AVG	
Fox	59	59	2084	516	1092	.473	74	249	.297	261	348	.750	25	206	231	330	172	1	68	168	25	1367	23.2	
Sabonis (TOT)	62	61	2136	443	773	.573	39	125	.312	246	332	.741	201	551	752	323	203	3	59	195	27	1171	18.9	
Barnes	77	77	2580	391	834	.469	142	360	.394	341	413	.826	82	350	432	186	94	0	53	118	14	1265	16.4	
Hield	55	6	1574	265	693	.382	182	495	.368	80	92	.870	43	178	221	105	113	0	48	90	15	792	14.4	
Haliburton	51	51	1757	268	586	.457	104	252	.413	87	104	.837	39	160	199	379	71	0	86	115	34	727	14.3	
Mitchell	75	19	2076	352	843	.418	101	320	.316	56	85	.659	33	133	166	313	141	0	55	114	24	861	11.5	
Lyles (TOT)	75	23	1536	262	562	.466	67	209	.321	195	243	.802	89	290	379	88	123	0	29	73	32	786	10.5	
Holmes	45	37	1074	198	300	.660	2	5	.400	70	90	.778	93	224	317	48	128	1	17	56	41	468	10.4	
Davis	30	11	536	113	267	.423	49	149	.329	36	44	.818	11	83	94	40	70	1	25	33	11	311	10.4	
Holiday (TOT)	74	65	2057	261	662	.394	177	482	.367	50	62	.806	29	161	190	128	154	2	57	70	33	749	10.1	
Bagley	30	17	663	114	246	.463	15	62	.242	35	47	.745	67	148	215	17	50	0	9	21	11	278	9.3	
DiVincenzo (TOT)	42	1	1005	118	336	.351	74	218	.339	70	83	.843	40	130	170	118	69	0	48	72	8	380	9.0	
Metu	60	20	1279	203	409	.452	57	186	.306	71	91	.780	34	301	335	60	93	0	51	61	32	534	8.9	
Jones	56	15	1017	175	266	.658	10	29	.345	94	131	.718	75	171	246	69	130	1	26	59	47	454	8.1	
Lamb (TOT)	56	0	935	133	347	.383	55	170	.324	89	106	.840	26	128	154	81	59	0	31	37	22	410	7.3	
Jackson (TOT)	51	3	830	120	300	.400	33	130	.254	55	77	.714	21	120	141	54	88	1	26	47	22	328	6.4	
Thompson	30	3	455	76	151	.503	1	1	1.000	32	60	.533	72	89	161	18	52	0	11	29	12	185	6.2	
Len	39	10	620	94	176	.534	6	21	.286	41	63	.651	52	109	161	45	100	1	13	43	25	235	6.0	
Harkless	47	24	863	83	181	.459	31	101	.307	20	28	.714	12	100	112	23	77	0	29	31	24	217	4.6	
King	10	0	104	15	47	.319	8	27	.296	7	10	.700	0	12	12	9	14	0	2	0	1	45	4.5	
Ramsey	19	0	134	24	58	.414	5	18	.278	7	14	.500	4	9	13	7	10	0	1	5	1	60	3.2	
Queta	15	0	120	17	38	.447	0	0	----	11	17	.647	14	17	31	6	18	0	1	6	8	45	3.0	
Mudiay	2	0	11	0	2	.000	0	0	----	3	4	.750	0	0	0	4	1	0	1	1	0	3	1.5	
Robinson	3	0	15	1	8	.125	0	3	.000	0	0	----	0	1	1	2	2	0	0	1	0	2	0.7	
Woodard II	12	0	42	2	16	.125	1	4	.250	2	2	1.000	5	6	11	3	3	0	1	1	1	7	0.6	
Murkey	1	0	1	0	0	----	0	0	----	0	0	----	0	0	0	0	0	0	0	0	0	0	0.0	
KINGS	82	-	19805	3321	7223	.460	937	2722	.344	1466	1908	.768	784	2737	3521	1943	1552	6	588	1156	369	9045	110.3	
OPPONENTS	82	-	19805	3561	7429	.479	1065	2864	.372	1306	1682	.776	866	2891	3757	2077	1665	16	668	1106	395	9493	115.8	

PLAYER	SINGLE-GAME HIGHS							AVERAGE PER GAME							CAREER HIGHS (C=Set, T=Tied This Sea.)						
	MIN	REB	AST	ST	TO	BLK	PTS	MIN	REB	AST	STL	TO	BLK	PTS	FG	FGA	FT	FTA	REB	AST	PTS
Fox	53	8	11	5	9	3	44	35.3	3.9	5.6	1.15	2.8	0.42	23.2	18C	33	14C	15T	10	15	44T
Sabonis (TOT)	45	25	10	4	8	2	42	34.5	12.1	5.2	0.95	3.1	0.44	18.9	18C	25	12	15	25C	15	42C
Barnes	41	15	6	3	6	2	36	33.5	5.6	2.4	0.69	1.5	0.18	16.4	13	28	13	14C	15C	8	36C
Hield	43	9	6	4	5	2	29	28.6	4.0	1.9	0.87	1.6	0.27	14.4	15	29	9	9	12	9	42
Haliburton	47	8	17	5	7	3	38	34.4	3.9	7.4	1.69	2.3	0.67	14.3	12C	20	11C	12C	11	17T	38C
Mitchell	46	7	17	4	7	2	28	27.7	2.2	4.2	0.73	1.5	0.32	11.5	11C	23C	6C	8C	7C	17C	28C
Lyles (TOT)	37	18	5	2	4	4	28	20.5	5.1	1.2	0.39	1.0	0.43	10.5	10C	18	11C	13C	18C	5T	28C
Holmes	33	20	4	2	4	4	27	23.9	7.0	1.1	0.38	1.2	0.91	10.4	12C	19	10	12	20C	6	28
Davis	38	8	5	4	4	2	35	17.9	3.1	1.3	0.83	1.1	0.37	10.4	12	23C	6T	7T	11	7	35C
Holiday (TOT)	41	7	6	3	5	3	27	27.8	2.6	1.7	0.77	0.9	0.45	10.1	10	20	8	8	13	7	30
Bagley	38	13	4	2	3	2	26	22.1	7.2	0.6	0.30	0.7	0.37	9.3	13	22	11	14	17	4T	32
DiVincenzo (TOT)	35	9	9	5	4	2	20	23.9	4.0	2.8	1.14	1.7	0.19	9.0	9	16	6T	7C	15	9T	24
Metu	36	13	4	4	3	5	22	21.3	5.6	1.0	0.85	1.0	0.53	8.9	8T	16	6C	8C	13C	4T	22C
Jones	37	17	5	4	4	6	24	18.2	4.4	1.2	0.46	1.1	0.84	8.1	9T	15C	7T	9T	17C	5T	24C
Lamb (TOT)	31	7	6	3	3	2	23	16.7	2.8	1.4	0.55	0.7	0.39	7.3	11	22	11	12	17	7	32
Jackson (TOT)	32	8	4	3	3	2	24	16.3	2.8	1.1	0.51	0.9	0.43	6.4	15	29	10	13	12	8	36
Thompson	29	10	4	1	4	2	15	15.2	5.4	0.6	0.37	1.0	0.40	6.2	15	20	9	13	22	6	35
Len	37	10	4	2	3	3	18	15.9	4.1	1.2	0.33	1.1	0.64	6.0	13	23	11	14	19	7	33
Harkless	38	11	2	6	3	3	18	18.4	2.4	0.5	0.62	0.7	0.51	4.6	11	21	7	9	16	6	28
King	21	4	3	2	0	1	12	10.4	1.2	0.9	0.20	0.0	0.10	4.5	10	16	5	5	9	3T	27
Ramsey	26	4	3	1	2	1	10	7.0	0.7	0.4	0.05	0.3	0.05	3.2	5	12	2T	4C	4C	3C	12
Queta	24	6	2	1	1	2	11	8.0	2.1	0.4	0.07	0.4	0.53	3.0	4C	7C	4C	6C	6C	2C	11C
Mudiay	8	0	2	1	1	0	3	5.5	0.0	2.0	0.50	0.5	0.00	1.5	14	23	10	12	11	13	34
Robinson	7	1	1	0	1	0	2	5.0	0.3	0.7	0.00	0.3	0.00	0.7	4	9	2	4	3	4	11
Woodard II	12	4	2	1	1	1	3	3.5	0.9	0.3	0.08	0.1	0.08	0.6	2	6	3	6	6	2C	4
Murkey	1	0	0	0	0	0	0	1.5	0.0	0.0	0.00	0.0	0.0	0.0	0C	0C	0C	0C	0C	0C	0C
KINGS	315	59	33	16	24	11	142	241.5	42.9	23.7	7.17	14.1	4.50	110.3	67	134	47	59	108	49	165
OPPONENTS	315	68	35	14	23	12	137	241.5	45.8	25.3	8.15	13.5	4.82	115.8	67	144	51	66	109	47	155

KINGS OFFENSIVE LEADERS (includes ties)

PLAYER	POINTS				REBOUNDS		ASSISTS	DOUBLE-	TRIPLE-	INDIV. GAME LEADERS		
	10+	20+	30+	40+	10+	20+	10+	DOUBLE	DOUBLE	PTS	REBS	ASTS
BARNES	63	24	2		6			5		13	8	1
DAVIS II	13	4	1							2		
DIVINCENZO	14									1	1	1
FOX	58	37	12	2			5	5		28		22
LAMB	7											
HARKLESS	8				1			1			1	
HOLIDAY	8	1								1		
HOLMES	21	6			9	1		8		3	15	
JACKSON	2											
JONES	18	3			3			3		3	9	
LEN	7				4			2			4	
LYLES	13	2			2			2		1	2	
METU	26	1			8			6			14	
MITCHELL	40	10					3	3		7		17
QUETA	2											
SABONIS	14	6	2		10	1		12		1	11	3

2021-22 GAME-BY-GAME RESULTS

G	DATE	SCORE	+/-	OPPONENT	W/L	REC	KINGS		OPPONENT	ATT
							HI. SCORER/REBOUNDER/ASSIST			
1	10/20	124-121	+3	@Portland	W	1-0	Barnes-36/Holmes-11/Fox-8		McCollum-34/Nurkic-14/Lillard-11	17,467
2	10/22	101-110	-9	Utah	L	1-1	Barnes-25/Barnes-15/Haliburton-6		Mitchell-27/Gobert-20/Mitchell-4	17,583
3	10/24	107-119	-12	Golden State	L	1-2	Barnes-24/Holmes-11/Haliburton-9		Curry-27/Porter Jr.-9/Curry-10	13,876
4	10/27	110-107	+3	@Phoenix	W	2-2	Hield-26/Holmes-12/Fox-10		Booker-31/Ayton-21/Booker-8	14,678
5	10/29	113-109	+4	@New Orleans	W	3-2	Fox-23/Barnes-12/Haliburton-8		Valanciunas-24/Valanciunas-13/Ingram-6	17,507
6	10/31	99-105	-6	@Dallas	L	3-3	Holmes-22/Holmes-13/Barnes-5		Doncic-23/Doncic-8/Doncic-10	19,231
7	11/2	113-119	-6	@Utah	L	3-4	Barnes-23/Holmes-10/Fox-9		Mitchell-36/Gobert-20/Mitchell-6	18,306
8	11/3	112-99	+13	New Orleans	W	4-4	Barnes-23/Barnes-8/Mitchell-8		Alexander-Walker-16/Valanciunas-11/Graham-7	19,800
9	11/5	140-110	+30	Charlotte	W	5-4	Hield-26/Holmes-20/Fox-9		Hayward-25/Plumlee-6/Ball-13	14,905
10	11/7	91-94	-3	Indiana	L	5-5	Barnes-22/Holmes-9/Mitchell-6		LeVert-22/Turner-15/McConnell-4	12,993
11	11/8	104-109	-5	Phoenix	L	5-6	Barnes-26/Holmes-8/Fox-5		Payne-24/Booker-9/Booker-6	13,566
12	11/10	117-136	-19	@San Antonio	L	5-7	Fox-37/Holmes-12/Fox-9		Murray-26/Johnson-12/Young-8	15,065
13	11/12	103-105	-2	@Oklahoma City	L	5-8	Barnes-21/Holmes-15/Haliburton-7		Dort-22/Robinson-Earl-14/Giddey-5	12,881
14	11/15	129-107	+22	@Detroit	W	6-8	Hield-22/Metu-10/Haliburton-10		Bey-28/Steward-15/Cunningham-8	10,092
15	11/17	97-107	-10	@Minnesota	L	6-9	Fox-28/Thompson-9/Fox-5		Edwards-26/Vabderbilt-7/Russell-7	13,108
16	11/19	89-108	-19	Toronto	L	6-10	Fox-17/Metu-9/Mitchell-4		Siakam-32/Boucher-12/VanVleet-6	13,159
17	11/20	105-123	-18	Utah	L	6-11	Holmes-22/Barnes-8/Haliburton-5		Mitchell-26/Gobert-14/Mitchell-5	13,180
18	11/22	94-102	-8	Philadelphia	L	6-12	Fox-23/Hield-9/Haliburton-9		Maxey-24/Drummond-23/Korkmaz-6	13,948
19	11/24	125-121	+4	Portland	W	7-12	Hield-22/Bagley III-8/Fox-6		Lillard-32/Nurkic-17/Lillard-10	14,997
20	11/26	141-137 ^{OT}	+4	@Los Angeles	W	8-12	Fox-34/Len-8/Haliburton-9		James-30/Westbrook-10/James-11	18,997
21	11/28	101-128	-27	@Memphis	L	8-13	Hield-14/Metu-11/Mitchell-6		Brooks-21/Adams-12/Jones-8	12,844
22	11/30	92-117	-25	Los Angeles	L	8-14	Holmes-27/Metu-11/Haliburton-6		Davis-25/Howard-13/Westbrook-6	12,459
23	12/1	124-115	+9	@LA	W	9-14	Fox-24/Holmes-11/Haliburton-11		Mann-19/Hartenstein-8/Jackson-6	17,217
24	12/4	104-99	+5	LA	W	10-14	Davis-28, Bagley III-11/ Haliburton-5		Morris Sr.-21/Zubac-11/George-10	15,004
25	12/8	142-130	+12	Orlando	W	11-14	Fox-33/Thompson-10/Haliburton-11		Anthony-33/Carter Jr.-10/Anthony-8	14,364
26	12/10	123-124	-1	@Charlotte	L	11-15	Fox-31/Bagley III-10/Haliburton-7		Bouknight-24/Martin-8/Bridges-8	16,335
27	12/11	103-117	-14	@Cleveland	L	11-16	Hield-21/Jones-8/Mitchell-5		Okoro-20/Mobley-15/Garland-13	19,432
28	12/13	101-124	-23	@Toronto	L	11-17	Fox-29/Bagley III-11/Mitchell-6		Boucher-17/Watanabe-11/Banton-6	19,463
29	12/15	119-105	+14	Washington	W	12-17	Fox-28/Haliburton-8/Haliburton-9		Beal-30/Caldwell-Pope-7/Beal-5	13,806
30	12/17	105-124	-19	Memphis	L	12-18	Haliburton-21/Metu-11/Haliburton-10		Banes-24/Adams-12/Anderson-6	14,659
31	12/19	121-114	+7	San Antonio	W	13-18	Hield-29/Jones-18/Haliburton-11		Murray-25/Johnson-11/Murray-9	15,091
32	12/20	98-113	-15	@Golden State	L	13-19	Haliburton-24/Thompson-9/Haliburton-11		Curry-30/Green-11/Green-10	18,064
33	12/22	89-105	-16	LA	L	13-20	Haliburton-22/Metu-10/Haliburton-13		Bledsoe-19/Bledsoe-8/Bledsoe-7	15,386
34	12/26	102-127	-25	Memphis	L	13-21	Haliburton-18/Barnes-7/Haliburton-7		Bane-28/Konchar-14/Morant-9	15,685
35	12/28	117-111	+6	Oklahoma City	W	14-21	Haliburton-24/Jones-14/Haliburton-10		Gilgeous-Alexander-33/Dort-8/Gilgeous-Alexander-7	14,750
36	12/29	95-94	+1	Dallas	W	15-21	Fox-16/Metu-8/Haliburton-10		Brunson-25/Porzingis-7/Brunson-6	16,071
37	12/31	96-112	-16	Dallas	L	15-22	Haliburton-17/Jones-8/Haliburton-10		Porzingis-24/Porzingis-8/Brunson-9	15,833
38	1/2	115-113	+2	Miami	W	16-22	Hield-26/Jones-10/Haliburton-12		Yurtseven-22/Yurtseven-16/Lowry-12	13,699
39	1/4	114-122	-8	@Los Angeles	L	16-23	Fox-30/Bagley III-12/Haliburton-9		James-31/Howard-14/Horton-Tucker-6	17,919
40	1/5	102-108	-6	Atlanta	L	16-24	Fox-30/Bagley III-12/Fox-6		Huerter-25/Capela-14/Huerter-5	13,104
41	1/7	111-121	-10	@Denver	L	16-25	Fox-30/Len-10/Haliburton-6		Jokic-33/Jokic-10/Jokic-7	15,966
42	1/9	88-103	-15	@Portland	L	16-26	Haliburton-17/Len-10/Haliburton-9		Simons-31/Nurkic-16/Nurkic-9	16,408
43	1/10	108-109	-1	Cleveland	L	16-27	Haliburton-21/Bagley III-10/Haliburton-8		Allen-18/Allen-17/Garland-11	12,110
44	1/12	125-116	+9	Los Angeles	W	17-27	Fox-29/Bagley III-9/Haliburton-10		James-34/Westbrook-12/James-6	12,199
45	1/14	126-114	+12	Houston	W	18-27	Fox-27/Bagley III-13/Haliburton-13		Wood-26/Tate-10/Tate-8	12,857
46	1/16	112-118	-6	Houston	L	18-28	Hield-27/Metu-7/Mitchell-7		Wood-23/Wood-14/Porter Jr.-7	13,601
47	1/19	131-133	-2	Detroit	L	18-29	Davis-35/Bagley III-9/Fox-8		Bey-30/Ollynyk-9/Joseph-9	12,907
48	1/22	127-133	-6	@Milwaukee	L	18-30	Barnes-29/Hield-8/Haliburton-12		Middleton-34/Portis-12/Middleton-5	17,341
49	1/25	75-128	-53	@Boston	L	18-31	Hield-11/Holmes-9/Haliburton-7		Tatum-36/William III-17/Smart-7	19,156
50	1/26	104-121	-17	@Atlanta	L	18-32	Barnes-28/Barnes-9/Haliburton-7		Okongwu-18/Gallinari-9/Young-10	15,080
51	1/29	101-103	-2	@Philadelphia	L	18-33	Haliburton-38/Holmes-9/Haliburton-7		Embiid-36/Embiid-12/Maxey-7	20,380
52	1/31	96-116	-20	@New York	L	18-34	Haliburton-21/Holmes-7/Haliburton-8		Burks-21/Robinson-13/Noel-5	15,925
53	2/2	112-101	+11	Brooklyn	W	19-34	Barnes-19/Metu-12/Haliburton-11		Claxton-23/Claxton-11/Harden-12	13,153
54	2/3	114-126	-12	@Golden State	L	19-35	Mitchell-26/ Haliburton-6/Mitchell-8		Thompson-23/Kuminga-7/Thompson-7	18,064
55	2/5	113-103	+10	Oklahoma City	W	20-35	Barnes-24/Harkless-11/Haliburton-17		Giddey-24/Pokusevski-9/Giddey-8	14,097
56	2/8	114-134	-20	Minnesota	L	20-36	Fox-29/Metu-8/Fox-6		Towns-25/Vanderbilt-11/McLaughlin-11	12,409
57	2/9	132-119	+19	Minnesota	W	21-36	Barnes-30/Sabonis-14/Mitchell-7		Russell-29/Vanderbilt-11/Russell-10	12,527
58	2/12	123-110	+13	@Washington	W	22-36	Fox-26/Sabonis-11/Sabonis-7		Kuzma-22/Kuzma-8/Kuzma-7	14,169
59	2/14	85-109	-24	@Brooklyn	L	22-37	Fox-26/Sabonis-9/Fox-3		Curry-23/Drummond-9/Brown-6	16,873
60	2/16	118-125	-7	@Chicago	L	22-38	Fox-33/Sabonis-12/Fox-9		DeRozan-38/Vucevic-10/DeRozan-6	19,166
61	2/24	110-128	-18	Denver	L	22-39	Sabonis-33/Sabonis-14/Sabonis-5		Barton-31/Jokic-12/Jokic-9	15,855
62	2/26	110-115	-5	@ Denver	L	22-40	Fox-26/Sabonis-16/Fox-10		Gordon-23/Jokic-10/Jokic-11	19,520
63	2/28	131-110	+21	@Oklahoma City	W	23-40	Fox-29/Sabonis-16/Fox-10		Gilgeous-Alexander-37/Pokusevski-8/Gilgeous-Alexander-10	13,945
64	3/2	95-125	-30	@New Orleans	L	23-41	Fox-25/Sabonis-14/Sabonis-7		Ingram-33/Valanciunas-14/McCollum-9	15,490
65	3/3	115-112	+3	@San Antonio	W	24-41	Barnes-27/Sabonis-12/Fox-9		Walker IV-30/Murray-12/Murray-7	13,049
66	3/5	113-114	-1	@Dallas	L	24-42	Fox-44/Sabonis-10/Fox-6		Dinwiddie-36/Green-12/Dinwiddie-7	20,060
67	3/7	115-131	-16	New York	L	24-43	Fox-24/Sabonis-13/Fox-7		Randle-46/Randle-9/Barrett-6	14,720
68	3/9	100-106	-6	Denver	L	24-44	Fox-32/Lyles-9/Fox-10		Jokic-38/Jokic-18/Jokic-7	14,697
69	3/12	125-134	-9	@Utah	L	24-45	Fox-41/Holmes-6/Fox-11		Clarkson-45/Whiteside-21/Mitchell-6	18,306
70	3/14	112-103	+9	Chicago	W	25-45	Fox-34/Lyles-11/Fox-6		LaVine-27/Vucevic-14/LaVine-6	15,943
71	3/16	126-135	-9	Milwaukee	L	25-46	Sabonis-22/Lyles-12/Sabonis-7		Antetokounmpo-36/Antetokounmpo-10/Middleton-8	15,864
72	3/18	97-126	-29	Boston	L	25-47	Sabonis-30/Sabonis-20/DiVincenzo-8		Tatum-32/Horford-9/Pritchard-8	15,313
73	3/20	124-127 ^{OT}	-3	Phoenix	L	25-48	Mitchell-28/Sabonis-12/Mitchell-9		Booker-31/Ayton-10/Holiday-7	17,583
74	3/23	110-109	+1	@Indiana	W	26-48	Mitchell-25/Jones-6/DiVincenzo-8		Hield-25/Brissett-10/Haliburton-15	14,227
75	3/26	114-110 ^{OT}	+4	@Orlando	W	27-48	Mitchell-22/Lyles-18/Mitchell-9		Wagner-19/Bamba-13/Anthony-9	16,366
76	3/28	100-123	-23	@Miami	L	27-49	Mitchell-21/Metu-9/Mitchell-9		Butler-27/Adebayo-15/Butler-7	19,600
77	3/30	121-118	+3	@Rockets	W	28-49	Jones-24/Jones-9/Mitchell-8		Green-32/Porter Jr.-12/Porter Jr.-12	13,365
78	4/1	122-117	+5	@Rockets	W	29-49	Barnes-25/Jones-17/Mitchell-10		Green-33/Garuba-14/Porter Jr. 11	14,857
79	4/3	90-109	-19	Golden State	L	29-50	Barnes-18/Barnes-10/Mitchell-9		Wiggins-25/Bjelica-12/Bjelica-6	17,583
80	4/5	109-123	-14	New Orleans	L	29-51	Jones-22/Barnes-6/Mitchell-17		Hayes-23/Hayes-12/Ingram-8	16,047
81	4/9	98-117	-19	@LA	L	29-52	Mitchell-22/Metu-10/Mitchell-7		George-23/Zubac-12/George-12	17,568
82	4/10	116-109	+7	@Phoenix	W	30-52	Jones-19/Lyles-7/Mitchell-15		Shamet-27/McGee-13/Shamet-5	17,071

2021-22 KINGS GAME-BY-GAME STATS

														--- REBOUNDS ---													
DATE		OPP	W/L	FG	FGA	FG%	FG3	FG3A	FG3%	FT	FTA	FT%	OFF	DEF	TOT	AST	PF	DQ	STL	TO	BLK	PTS					
10/20/2021	@	POR	W	42	92	.457	17	41	.415	23	29	.793	7	36	43	24	22	0	6	10	4	124					
10/22/2021	v	UTA	L	39	99	.394	8	36	.222	15	21	.714	16	36	52	20	22	1	15	15	5	101					
10/24/2021	v	GS	L	42	86	.488	15	46	.326	8	13	.615	10	37	47	26	16	0	0	19	4	107					
10/27/2021	@	PHO	W	42	95	.442	15	38	.395	11	15	.733	8	32	40	28	20	0	7	12	6	110					
10/29/2021	@	NO	W	40	80	.500	9	27	.333	24	25	.960	3	42	45	19	20	0	4	14	5	113					
10/31/2021	@	DAL	L	38	96	.396	7	36	.194	16	20	.800	17	39	56	20	19	0	6	13	3	99					
11/02/2021	@	UTA	L	42	92	.452	12	31	.387	17	24	.708	6	32	38	24	24	1	8	11	8	113					
11/03/2021	v	NO	W	42	80	.525	10	30	.333	18	28	.818	4	33	37	27	21	0	8	8	7	112					
11/05/2021	v	CHA	W	48	87	.552	22	44	.500	22	26	.846	13	43	56	29	21	0	5	18	1	140					
11/07/2021	v	IND	L	31	84	.369	10	34	.294	19	22	.864	8	25	33	20	18	0	14	12	6	91					
11/08/2021	v	PHO	L	37	82	.451	10	24	.417	20	26	.769	8	38	46	18	18	0	6	24	6	104					
11/10/2021	@	SA	L	47	91	.516	10	36	.278	13	16	.813	11	33	44	20	26	0	4	15	6	117					
11/12/2021	@	OKC	L	38	95	.400	14	41	.341	13	17	.765	11	38	49	20	12	0	5	14	7	103					
11/15/2021	@	DET	W	52	98	.531	16	33	.485	9	11	.818	11	36	47	32	17	0	11	14	5	129					
11/17/2021	@	MIN	L	34	93	.366	10	38	.263	19	25	.760	20	27	47	19	22	0	7	20	3	97					
11/19/2021	v	TOR	L	32	84	.381	9	37	.243	16	25	.640	11	29	40	15	18	0	8	15	4	89					
11/20/2021	v	UTA	L	41	91	.451	10	31	.323	13	21	.619	8	27	35	20	14	0	8	8	5	105					
11/22/2021	v	PHI	L	33	80	.413	7	31	.226	21	29	.724	11	38	49	17	19	0	4	14	0	94					
11/24/2021	v	POR	W	45	86	.523	12	33	.364	23	34	.676	14	29	43	21	21	0	4	14	4	125					
11/26/2021	@	LAL	W	54	120	.450	14	45	.311	19	29	.655	16	40	56	32	26	2	11	15	4	141					
11/28/2021	@	MEM	L	33	97	.340	9	42	.214	26	37	.703	12	37	49	17	18	0	5	8	8	101					
11/30/2021	v	LAL	L	35	79	.443	6	29	.207	16	22	.727	9	31	40	22	21	0	11	20	40	92					
12/01/2021	@	LAC	W	46	88	.523	15	38	.395	17	20	.850	7	31	38	28	16	0	8	12	1	124					
12/04/2021	v	LAC	W	36	86	.419	12	34	.353	20	25	.800	11	40	51	19	25	0	8	17	8	104					
12/08/2021	v	ORL	W	53	97	.546	15	34	.441	21	25	.840	12	31	43	24	22	0	8	8	7	142					
12/10/2021	@	CHA	L	48	101	.475	14	41	.341	13	17	.765	20	28	48	22	20	0	11	14	4	123					
12/11/2021	@	CLE	L	41	93	.441	7	28	.250	14	22	.636	11	37	48	19	21	0	8	17	6	103					
12/13/2021	@	TOR	L	38	94	.404	11	34	.324	14	21	.667	19	34	53	21	16	0	5	17	4	101					
12/15/2021	v	WAS	W	45	82	.549	8	26	.308	21	29	.724	6	33	39	25	21	0	7	11	6	119					
12/17/2021	v	MEM	L	36	88	.409	13	35	.371	20	26	.769	10	35	45	21	20	0	5	18	6	105					
12/19/2021	v	SA	W	46	91	.505	14	25	.560	15	18	.833	11	29	40	23	19	0	11	12	3	121					
12/20/2021	@	GS	L	37	83	.446	13	32	.406	11	16	.688	6	31	37	23	9	0	10	21	3	98					
12/22/2021	v	LAC	L	34	85	.400	12	38	.316	9	12	.750	7	33	40	24	15	0	7	19	5	89					
12/26/2021	v	MEM	L	34	81	.420	10	29	.345	24	27	.889	9	29	38	22	23	0	7	18	9	102					
12/28/2021	v	OKC	W	40	95	.421	17	39	.436	20	27	.741	11	46	57	25	22	0	3	10	9	117					
12/29/2021	v	DAL	W	36	75	.480	10	26	.385	13	15	.867	7	31	38	21	21	0	5	15	2	95					
12/31/2021	v	DAL	L	38	91	.418	10	29	.345	10	12	.833	8	25	33	25	16	0	7	10	4	96					
01/02/2022	v	MIA	W	40	78	.513	13	34	.382	22	27	.815	7	32	39	31	18	0	3	16	2	115					
01/04/2022	@	LAL	L	43	83	.518	14	34	.412	14	18	.778	9	36	45	31	18	1	2	18	3	114					
01/05/2022	v	ATL	L	38	90	.422	11	27	.407	15	20	.750	10	37	47	15	20	0	6	11	1	102					
01/07/2022	@	DEN	L	40	92	.435	11	29	.379	20	24	.833	12	35	47	21	19	0	6	12	3	111					
01/09/2022	@	POR	L	33	85	.388	7	31	.226	15	21	.714	8	38	46	20	17	0	8	12	5	88					
01/10/2022	v	CLE	L	33	91	.429	14	30	.467	16	22	.727	15	28	43	20	16	0	10	12	3	108					
01/12/2022	v	LAL	W	49	89	.551	11	30	.367	16	19	.842	8	37	45	28	20	0	8	13	7	125					
01/14/2022	v	HOU	W	48	96	.500	13	37	.351	17	24	.708	13	40	53	33	23	0	8	14	7	126					
01/16/2022	v	HOU	L	41	91	.451	12	38	.316	18	24	.750	7	30	37	26	24	0	16	12	2	112					
01/19/2022	v	DET	L	44	84	.524	12	27	.444	31	44	.705	8	27	35	22	17	0	4	7	8	131					
01/22/2022	@	MIL	L	51	97	.526	15	37	.405	10	16	.625	13	35	48	29	20	0	4	14	2	127					
01/25/2022	@	BOS	L	29	95	.305	6	33	.182	11	15	.733	15	30	45	15	14	0	7	12	8	75					
01/26/2022	@	ATL	L	39	93	.419	12	40	.300	14	19	.737	10	32	42	23	20	0	6	12	3	104					
01/29/2022	@	PHI	L	36	82	.439	12	35	.343	17	20	.850	10	33	43	24	21	0	9	13	2	101					
01/31/2022	@	NY	L	37	86	.439	12	35	.343	17	20	.850	10	33	43	24	21	0	9	13	2	101					
02/02/2022	v	BRK	W	41	93	.441	14	42	.333	16	18	.889	15	33	48	23	15	0	8	14	7	112					
02/03/2022	@	GS	L	42	80	.525	11	31	.355	19	23	.826	5	20	25	29	16	0	13	16	3	114					
02/05/2022	v	OKC	W	43	83	.518	12	32	.375	15	22	.682	7	40	47	30	15	0	13	16	4	113					
02/08/2022	v	MIN	L	41	83	.494	9	25	.360	23	26	.885	5	33	38	29	20	0	4	19	3	114					
02/09/2022	v	MIN	W	48	93	.516	12	30	.400	24	27	.889	11	40	51	32	19	0	4	14	7	132					
02/12/2022	@	WAS	W	43	76	.566	12	28	.429	25	29	.862	6	36	42	27	20	0	4	14	2	123					
02/14/2022	@	BRK	L	31	90	.344	9	35	.257	14	18	.778	11	32	43	12	17	0	8	18	4	85					
02/16/2022	@	CHI	L	43	84	.512	12	30	.400	20	22	.909	7	29	36	24	14	0	9	13	3	118					
02/24/2022	v	DEN	L	43	86	.500	9	29	.310	15	18	.833	6	28	34	25	17	0	5	15	8	110					
02/26/2022	@	DEN	L	38	89	.427	9	30	.300	25	33	.758	9	36	45	24	25	0	4	13	3	110					
02/28/2022	@	OKC	W	49	87	.563	10	31	.323	23	30	.767	11	35	46	30	25	0	10	17	6	131					
03/02/2022	@	NO	L	35	89	.393	8	35	.229	17	25	.680	12	26	38	20	19	0	9	11	4	95					
03/03/2022	@	SA	W	39	85	.459	10	32	.313	27	32	.844	9	40	49	26	13	1	6	14	2	115					
03/05/2022	@	DAL	L	46	94	.489	9	25	.360	12	18	.667	10	35	45	24	28	0	5	16	1	113					
03/07/2022	v	NY	L	39	80	.488	11	32	.344	26	36	.722	4	36	40	23	16	0	4	12	2	115					
03/09/2022	v	DEN	L	38	85	.447	12	34	.353	12	18	.667	8	30	38	24	22	0	11	16	5	100					
03/12/2022	@	UTA	L	47	94	.500	13	33	.394	18	21	.857	8	25	33	27	20	0	6	7	3	125					

2021-22 OPPONENT GAME-BY-GAME STATS

													--- REBOUNDS ---														
DATE		OPP	W/L	FG	FGA	FG%	F3	F3A	F3%	FT	FTA	FT%	OFF	DEF	TOT	AST	PF	DQ	STL	TO	BLK	PTS					
10/20/2021	@	POR	W	45	93	.484	12	35	.343	19	22	.864	9	40	49	25	22	0	5	13	5	121					
10/22/2021	v	UTA	L	37	90	.411	16	42	.381	20	23	.870	13	38	51	16	17	0	14	19	3	110					
10/24/2021	v	GS	L	43	97	.443	13	37	.351	20	24	.833	14	29	43	26	13	0	12	7	3	119					
10/27/2021	@	PHO	W	42	93	.452	6	22	.273	17	24	.708	14	42	56	23	16	0	6	11	6	107					
10/29/2021	@	NO	W	42	98	.429	9	34	.265	16	25	.640	13	36	49	18	22	2	9	10	6	109					
10/31/2021	@	DAL	L	40	90	.444	12	37	.324	13	20	.650	10	35	45	24	20	0	8	10	4	105					
11/02/2021	@	UTA	L	43	98	.439	14	48	.292	19	27	.704	15	44	59	16	23	0	7	17	6	119					
11/03/2021	v	NO	W	37	86	.430	12	34	.353	13	15	.867	8	32	40	24	16	0	1	17	3	99					
11/05/2021	v	CHA	W	43	92	.467	11	35	.314	13	21	.619	7	21	28	29	19	1	8	10	5	110					
11/07/2021	v	IND	L	37	83	.446	6	25	.240	14	18	.778	13	41	54	13	24	0	8	21	7	94					
11/08/2021	v	PHO	L	44	93	.473	12	30	.400	9	11	.818	5	33	38	28	21	0	14	15	9	109					
11/10/2021	@	SA	L	49	92	.533	18	32	.563	20	31	.645	12	31	43	34	16	0	11	8	3	136					
11/12/2021	@	OKC	L	42	99	.424	10	30	.333	11	15	.733	16	36	52	13	18	0	8	10	6	105					
11/15/2021	@	DET	W	39	96	.406	13	47	.277	16	17	.941	16	31	47	23	10	0	7	18	2	107					
11/17/2021	@	MIN	L	41	82	.500	10	36	.278	15	18	.833	10	25	35	20	24	0	8	17	10	107					
11/19/2021	v	TOR	L	38	84	.452	12	31	.387	20	24	.833	13	40	53	20	24	0	9	17	9	108					
11/20/2021	v	UTA	L	46	91	.505	17	39	.436	14	17	.824	14	38	52	20	16	0	5	13	2	123					
11/22/2021	v	PHI	L	36	85	.424	9	32	.281	21	27	.778	11	34	45	19	20	0	9	7	6	102					
11/24/2021	v	POR	W	44	94	.468	12	38	.316	21	25	.840	13	30	43	27	26	1	9	15	1	121					
11/26/2021	@	LAL	W	51	102	.500	15	44	.341	20	28	.714	9	42	51	32	27	0	9	19	6	137					
11/28/2021	@	MEM	L	50	104	.481	13	39	.333	15	20	.750	14	54	68	30	25	0	9	19	6	137					
11/30/2021	v	LAL	L	46	92	.500	11	28	.393	14	20	.700	10	37	47	21	20	0	10	15	6	117					
12/01/2021	@	LAC	W	47	100	.470	9	31	.290	12	16	.750	17	32	49	35	15	0	8	13	6	115					
12/04/2021	v	LAC	W	34	89	.382	13	34	.382	18	27	.667	9	38	47	23	24	0	7	18	3	99					
12/08/2021	v	ORL	W	48	97	.495	16	34	.471	18	23	.783	17	26	43	29	18	0	2	13	5	130					
12/10/2021	@	CHA	L	48	87	.552	14	35	.400	14	20	.700	11	28	39	29	20	0	9	16	8	124					
12/11/2021	@	CLE	L	41	88	.466	12	31	.387	23	28	.821	7	40	47	27	24	1	13	14	6	117					
12/13/2021	@	TOR	L	53	98	.541	11	31	.355	7	10	.700	8	38	46	28	19	0	10	10	8	124					
12/15/2021	v	WAS	W	42	89	.472	5	24	.208	16	21	.762	7	32	39	20	22	0	8	11	3	105					
12/17/2021	v	MEM	L	45	97	.464	13	24	.542	21	27	.778	12	38	50	25	21	0	11	13	3	124					
12/19/2021	v	SA	W	45	91	.495	12	25	.480	12	13	.923	13	31	44	24	12	0	7	14	8	114					
12/20/2021	@	GS	L	46	88	.523	15	37	.405	6	9	.667	10	32	42	28	18	0	12	16	9	113					
12/22/2021	v	LAC	L	42	82	.512	7	24	.292	14	16	.875	6	37	43	26	15	0	10	13	3	105					
12/26/2021	v	MEM	L	47	100	.470	9	30	.300	24	30	.800	19	34	53	33	19	0	11	12	6	127					
12/28/2021	v	OKC	W	35	90	.389	11	33	.333	30	36	.833	8	37	45	16	21	0	6	9	6	111					
12/29/2021	v	DAL	W	38	81	.469	9	24	.375	9	13	.692	7	29	36	23	19	1	7	13	5	94					
12/31/2021	v	DAL	L	42	81	.519	9	22	.409	19	22	.864	10	37	47	30	14	0	5	13	7	112					
01/02/2022	v	MIA	W	46	105	.438	9	33	.273	12	12	1.000	18	31	49	26	18	0	4	9	3	113					
01/04/2022	@	LAL	L	49	99	.495	11	32	.344	13	20	.650	14	30	44	24	16	0	6	5	5	122					
01/05/2022	v	ATL	L	39	86	.453	8	30	.267	22	30	.733	10	38	48	20	14	0	8	10	5	108					
01/07/2022	@	DEN	L	47	85	.553	12	34	.353	15	24	.625	5	36	41	32	20	0	5	8	7	121					
01/09/2022	@	POR	L	37	88	.420	17	40	.425	12	15	.800	10	38	48	26	23	0	6	17	5	103					
01/10/2022	v	CLE	L	43	87	.494	10	34	.294	13	15	.867	14	34	48	29	18	0	6	17	8	109					
01/12/2022	v	LAL	W	42	98	.429	16	47	.340	16	24	.667	15	30	45	25	19	0	6	9	3	116					
01/14/2022	v	HOU	W	44	101	.436	13	43	.302	13	16	.813	13	37	50	25	19	0	7	17	4	114					
01/16/2022	v	HOU	L	41	76	.539	16	40	.400	20	24	.833	4	43	47	22	20	0	6	23	3	118					
01/19/2022	v	DET	L	46	91	.505	15	36	.417	26	30	.867	13	28	41	27	26	1	3	9	6	133					
01/22/2022	@	MIL	L	45	91	.495	21	42	.500	22	25	.880	9	34	43	19	14	0	12	7	0	133					
01/25/2022	@	BOS	L	51	103	.495	20	45	.444	6	7	.857	17	50	67	32	12	0	6	11	6	128					
01/26/2022	@	ATL	L	48	90	.533	12	36	.333	13	17	.765	6	42	48	29	18	0	9	9	2	121					
01/29/2022	@	PHI	L	36	70	.514	12	30	.400	19	26	.731	3	33	36	24	17	0	8	18	3	103					
01/31/2022	@	NY	L	40	80	.500	13	35	.371	23	29	.793	8	39	47	25	20	0	12	17	5	116					
02/02/2022	v	BRK	W	41	84	.488	8	25	.320	11	14	.786	10	30	40	22	16	0	7	13	12	101					
02/03/2022	@	GS	L	47	84	.560	20	42	.476	12	16	.750	9	31	40	27	19	1	11	16	3	126					
02/05/2022	v	OKC	W	42	87	.483	9	30	.300	10	16	.625	7	34	41	23	16	0	8	14	1	103					
02/08/2022	v	MIN	L	54	104	.481	22	44	.500	12	17	.706	16	33	49	34	24	0	10	14	4	134					
02/09/2022	v	MIN	W	44	98	.449	16	46	.348	15	18	.833	6	28	34	28	21	0	4	10	6	119					
02/12/2022	@	WAS	W	41	88	.466	13	38	.342	15	21	.714	10	22	32	26	19	0	11	10	3	110					
02/14/2022	@	BRK	L	43	84	.512	9	26	.346	14	15	.933	6	43	49	25	22	0	7	18	5	109					
02/16/2022	@	CHI	L	47	94	.500	12	29	.414	19	20	.950	13	34	47	25	16	0	8	13	2	125					
02/24/2022	v	DEN	L	48	86	.558	15	35	.429	17	20	.850	3	36	39	30	24	0	12	17	4	128					
02/26/2022	@	DEN	L	38	82	.463	16	43	.372	23	29	.793	4	41	45	29	29	0	5	15	2	115					
02/28/2022	@	OKC	W	40	86	.465	11	35	.314	19	27	.704	7	31	38	28	26	1	12	17	5	110					
03/02/2022	@	NO	L	52	88	.591	11	29	.379	10	12	.833	7	43	50	30	23	0	5	16	5	125					
03/03/2022	@	SA	W	46	93	.495	12	32	.375	8	16	.500	6	34	40	28	24	0	8	11	5	112					
03/05/2022	@	DAL	L	40	84	.476	14	36	.389	20	27	.741	10	29	39	22	22	1	7	10	2	114					
03/07/2022	v	NY	L	47	92	.511	18	42	.429	19	23	.826	9	38	47	19	31	0	7	9	6	131					
03/09/2022	v	DEN	L	40	82	.488	9	35	.257	17	19	.895	10	41	51	26	20	0	11	20	3	106					
03/12/2022	@	UTA	L	48	86	.558	16	41	.390	22	31	.710	10	34	44	21	20	0	4	10	5	134					
03/14/2022	v	CHI	W	36	88	.409	10	34	.294	21	22	.955	9	31	40	22	20	0	5	15	5	103					
03/16/2022	v	MIL	L	47	89	.528	18	35	.514	23	32	.719	8	39	47	21	19	0	12	13							

2021-22 KINGS SEASON BESTS

Through games of April 10 SACRAMENTO KINGS
2021-2022 HIGH GAMES

PLAYER	MINUTES	FIELD GOALS	FREE THROWS	OFFENSIVE REBOUNDS	DEFENSIVE REBOUNDS	TOTAL REBOUNDS	ASSISTS	STEALS	TURNOVERS	BLOCKED SHOTS	POINTS
MARVIN III BAGLEY	38T Jan. 12 vs LA-L	12 Jan. 14 vs Hou.	4 Dec. 4 at LA-C	6 (2) Jan. 10 vs Cleve.	9 (2) Jan. 14 vs Hou.	13 Jan. 14 vs Hou.	4T Nov. 26 at LA-L	2 Dec. 29 vs Dall.	3 Jan. 4 at LA-L	2 Jan. 14 vs Hou.	26 Jan. 14 vs Hou.
HARRISON BARNES	41 March 20 vs Phoe.	11 Jan. 22 at Milw.	12 Feb. 8 vs Minn.	5 Oct. 22 vs Utah	11 Oct. 29 at N.O.	15C Oct. 22 vs Utah	6 (2) March 14 vs Chi.	3 (2) Feb. 5 vs OKC.	6T Nov. 8 vs Phoe.	2T(2) March 14 vs Chi.	36C Oct. 20 at Port.
TERENCE DAVIS	38C Jan. 19 vs Det.	11 Jan. 19 vs Det.	6T(2) Jan. 19 vs Det.	3 Dec. 10 at Cha.	7 Jan. 22 at Milw.	8 Dec. 10 at Cha.	5 Jan. 16 vs Hou.	4C Jan. 16 vs Hou.	4 Nov. 28 at Mem.	2T(2) Nov. 30 vs LA-L	35C Jan. 19 vs Det.
DONTE DIVINCENZO	35 March 14 vs Chi.	7 March 16 vs Milw.	6T April 1 at Hou.	4 (2) March 26 at Orl.	8 (2) April 1 at Hou.	9 (2) April 1 at Hou.	9T April 1 at Hou.	5C Feb. 14 at Brk.	4 (3) April 5 vs N.O.	2T(2) April 1 at Hou.	20 Jan. 22 vs Sac.
DE'AARON FOX	53C Nov. 26 at LA-L	18C March 5 at Dall.	14C Jan. 2 vs Miami	2 (4) Jan. 7 at Den.	8T(2) Feb. 9 vs Minn.	8 (3) Feb. 9 vs Minn.	11 March 12 at Utah	5 Oct. 22 vs Utah	9C March 16 vs Milw.	3 (2) Nov. 10 at S.A.	44T March 5 at Dall.
TYRESE HALIBURTON	47C Nov. 26 at LA-L	12C Dec. 19 vs S.A.	11C Jan. 29 at Phil.	3 (3) Jan. 25 at Bos.	7 Dec. 15 vs Wash.	8 (2) Dec. 15 vs Wash.	17T Feb. 5 vs OKC.	5 Nov. 26 at LA-L	7C Dec. 22 vs LA-C	3 Dec. 15 vs Wash.	38C Jan. 29 at Phil.
MAURICE HARKLESS	38 Feb. 5 vs OKC.	7 (2) Feb. 5 vs OKC.	4 Feb. 12 at Wash.	3 Feb. 2 vs Brk.	10C Feb. 5 vs OKC.	11 Feb. 5 vs OKC.	2 (4) Feb. 5 vs OKC.	6T Feb. 3 at G.S.	3 Jan. 31 at N.Y.	3 Dec. 26 vs Mem.	18 (2) Feb. 5 vs OKC.
BUDDY HIELD	43 Dec. 22 vs LA-C	10 Dec. 19 vs S.A.	6 Nov. 26 at LA-L	3 (3) Jan. 26 at Atl.	8 Nov. 22 vs Phil.	9 Nov. 22 vs Phil.	6 Nov. 26 at LA-L	4 (2) Jan. 16 vs Hou.	5 Dec. 20 at G.S.	2 (3) Dec. 22 vs LA-C	29 Dec. 19 vs S.A.
JUSTIN HOLIDAY	41 March 18 vs Bos.	9 (2) Jan. 14 vs Phoe.	6 Jan. 10 at Bos.	2 (4) March 26 at Orl.	6 (2) Nov. 24 vs LA-L	7 Oct. 20 at Cha.	6 Jan. 31 vs LA-C	3 (2) Feb. 4 vs Chi.	5T Feb. 9 vs Minn.	3 (2) March 26 at Orl.	27 Nov. 13 vs Phil.
RICHAUN HOLMES	33 (4) Dec. 1 at LA-C	12C Nov. 30 vs LA-L	7 (2) Nov. 7 vs Ind.	5 (2) Nov. 5 vs Cha.	15C Nov. 5 vs Cha.	20C Nov. 5 vs Cha.	4 Nov. 2 at Utah	2 (3) Jan. 26 at Atl.	4 (2) Nov. 12 at OKC.	4 (2) Jan. 19 vs Det.	27 Nov. 30 vs LA-L
JOSH JACKSON	32 Oct. 25 at Atl.	9 Jan. 3 at Milw.	6 April 10 at Phoe.	2 (6) April 9 at LA-C	6 (2) Jan. 28 at Orl.	8 Nov. 10 at Hou.	4 (2) Nov. 10 at Hou.	3 (2) Jan. 28 at Orl.	3 (5) Jan. 11 at Chi.	2 (3) April 1 at Hou.	24 Jan. 3 at Milw.
DAMIAN JONES	37C March 9 vs Den.	9T(3) March 30 at Hou.	7T April 3 vs G.S.	4 (5) March 20 vs Phoe.	14C April 1 at Hou.	17C April 1 at Hou.	5T(4) March 30 at Hou.	4C(2) April 9 at LA-C	4 (2) April 9 at LA-C	6C April 1 at Hou.	24C March 30 at Hou.
LOUIS KING	21 Nov. 28 at Mem.	4 Nov. 28 at Mem.	3 Dec. 1 at LA-C	0	4 Nov. 28 at Mem.	4 Nov. 28 at Mem.	3T(2) Feb. 8 vs Minn.	2 Nov. 28 at Mem.	0	1 Feb. 8 vs Minn.	12 Nov. 28 at Mem.
JEREMY LAMB	31 Feb. 9 vs Minn.	6 (2) Dec. 23 vs Hou.	8 Jan. 20 at G.S.	3 (4) March 30 at Hou.	7 Feb. 26 at Den.	7 (3) March 30 at Hou.	6 Dec. 16 vs Det.	3 Nov. 19 at Cha.	3 (2) April 10 at Phoe.	2 (3) Feb. 24 vs Den.	23 Nov. 19 at Cha.
ALEX LEN	37 Nov. 26 at LA-L	7 (2) Jan. 9 at Port.	6 Oct. 22 vs Utah	8 Dec. 13 at Tor.	7 (2) Jan. 9 at Port.	10 (3) Jan. 10 vs Cleve.	4 Feb. 5 vs OKC.	2 (2) Jan. 14 vs Hou.	3 (6) Feb. 8 vs Minn.	3 (2) Nov. 7 vs Ind.	18 Jan. 7 at Den.
TREY LYLES	37 (2) March 30 at Hou.	10C Feb. 28 at OKC.	11C Dec. 23 at Miami	4 (5) March 26 at Orl.	14C March 26 at Orl.	18C March 26 at Orl.	5T Jan. 10 vs Utah	2 (6) March 20 vs Phoe.	4 (2) Feb. 4 vs Bos.	4T Dec. 23 at Miami	28C Dec. 23 at Miami
CHIMEZIE METU	36C(2) Dec. 17 vs Mem.	8T(2) April 1 at Hou.	6C Dec. 17 vs Mem.	3 (4) Feb. 14 at Brk.	12C April 1 at Hou.	13C April 1 at Hou.	4T(2) Feb. 8 vs Minn.	4C(2) April 10 at Phoe.	3 (7) March 28 at Miami	5C Dec. 4 vs LA-C	22C March 23 at Ind.
DAVION MITCHELL	46C March 20 vs Phoe.	11C(2) March 30 at Hou.	6C(2) April 10 at Phoe.	3C Nov. 17 at Minn.	5C(3) March 26 at Orl.	7C(2) March 26 at Orl.	17C April 5 vs N.O.	4C(2) Jan. 16 vs Hou.	7C April 1 at Hou.	2C(4) April 10 at Phoe.	28C March 20 vs Phoe.
EMMANUEL MUDIAY	8 Dec. 22 vs LA-C	0	3 Dec. 26 vs Mem.	0	0	0	2 (2) Dec. 26 vs Mem.	1 Dec. 26 vs Mem.	1 Dec. 26 vs Mem.	0	3 Dec. 26 vs Mem.
ADE MURKEY	1C Dec. 22 vs LA-C	0C	0C	0C	0C	0C	0C	0C	0C	0C	0C
NEEMIAS QUETA	24C Jan. 10 vs Cleve.	4C Jan. 10 vs Cleve.	4C April 9 at LA-C	4C Jan. 31 at N.Y.	6C April 10 at Phoe.	6C April 10 at Phoe.	2C April 9 at LA-C	1C Jan. 10 vs Cleve.	1C(6) April 9 at LA-C	2C(3) April 10 at Phoe.	11C Jan. 10 vs Cleve.
JAHHMI'US RAMSEY	26 Feb. 8 vs Minn.	3 (4) Feb. 8 vs Minn.	2T(3) Feb. 8 vs Minn.	3 (4) Feb. 8 vs Minn.	3T Feb. 8 vs Minn.	4C Feb. 8 vs Minn.	3C Feb. 8 vs Minn.	1T Dec. 19 vs S.A.	2C Jan. 25 at Bos.	1T Nov. 10 at S.A.	10 Feb. 8 vs Minn.
JUSTIN ROBINSON	7 Dec. 17 vs Mem.	1 Dec. 20 at G.S.	0	0	1 Dec. 19 vs S.A.	1 Dec. 19 vs S.A.	1 (2) Dec. 20 at G.S.	0	1 Dec. 17 vs Mem.	0	2 Dec. 20 at G.S.
DOMANTAS SABONIS	45 Jan. 10 at Bos.	18C Jan. 8 vs Utah	11 Jan. 5 vs Brk.	8T(2) Jan. 28 at OKC.	21C Nov. 29 at Minn.	25C Nov. 29 at Minn.	10 (5) Jan. 28 at OKC.	4 Oct. 23 vs Miami	8T Feb. 28 at OKC.	2 (3) Jan. 28 at OKC.	42C Jan. 8 vs Utah
TRISTAN THOMPSON	29 (2) Dec. 19 vs S.A.	6 (4) Dec. 17 vs Mem.	4 (2) Dec. 4 vs LA-C	6 Dec. 8 vs Orl.	7 Nov. 15 at Det.	10 (2) Dec. 8 vs Orl.	4 Dec. 17 vs Mem.	1 (11) Jan. 9 at Port.	4 Dec. 10 at Cha.	2 Nov. 26 at LA-L	15 Dec. 15 vs Wash.
ROBERT WOODARD	12C Jan. 25 at Bos.	1 (2) Feb. 8 vs Minn.	2 Dec. 17 vs Mem.	2 Jan. 25 at Bos.	2 Jan. 25 at Bos.	4 Jan. 25 at Bos.	2C Jan. 31 at N.Y.	1C Jan. 31 at N.Y.	1T Dec. 17 vs Mem.	1T Jan. 25 at Bos.	3 Dec. 26 vs Mem.
KINGS High Games	315 Nov. 26 at LA-L	54 Nov. 26 at LA-L	31 Jan. 19 vs Det.	20 (2) Dec. 10 at Cha.	46 Dec. 28 vs OKC.	59 March 26 at Orl.	33 Jan. 14 vs Hou.	16 Jan. 16 vs Hou.	24 Nov. 8 vs Phoe.	11 April 1 at Hou.	142 Dec. 8 vs Orl.
KINGS Low Games	240 (79) April 10 at Phoe.	29 Jan. 25 at Bos.	8 Oct. 24 vs G.S.	2 April 10 at Phoe.	20 Feb. 3 at G.S.	25 Feb. 3 at G.S.	12 Feb. 14 at Brk.	0 Oct. 24 vs G.S.	7 (2) March 12 at Utah	0 Nov. 22 vs Phil.	75 Jan. 25 at Bos.
OPPONENTS High Games	315 Nov. 26 at LA-L	53 Dec. 13 at Tor.	30 Dec. 28 vs OKC.	19 Dec. 26 vs Mem.	54 Nov. 28 at Mem.	68 Nov. 28 at Mem.	35 Dec. 1 at LA-C	14 (2) Nov. 8 vs Phoe.	23 Jan. 16 vs Hou.	12 Feb. 2 vs Brk.	137 Nov. 26 at LA-L
OPPONENTS Low Games	240 (79) April 10 at Phoe.	34 Dec. 4 vs LA-C	6 (3) March 28 at Miami	3 (2) Feb. 24 vs Den.	21 Nov. 5 vs Cha.	28 Nov. 5 vs Cha.	13 (2) Nov. 12 at OKC.	1 Nov. 3 vs N.O.	5 Jan. 4 at LA-L	0 Jan. 22 at Milw.	94 (2) Dec. 29 vs Dall.

"C" indicates a new career-high. "T" a tied career-high.
Numbers in parentheses indicate the number of games in which a player or team has reached a given total (if more than one).

2021-22 MISCELLANEOUS STATISTICS

STREAKS

Longest Winning:

Overall 3, 3/22-3/29
Home 3, 2/2-2/5
Road 3, 10/20-10/29

Longest Losing:

Overall 7, 1/16-1/31
Home 5 (2), 3/16-4/5
Road 13, 12/10-2/3

WIN-LOSS MARGINS

MARGINS	1	2	3	4	5	6	7	8	9	10	11	12	13	14	15	16	17	18	19	20	21	22	23
Won By:	2	1	4	4	2	1	2		3	1	1	2	3	1							1	1	
Lost By:	3	3	2		2	6	1	2	3	2		2		2	2	3	1	2	5	2			2
	24	25	26	27	28	29	30	31	32	33	34	35	36	37	38	39	40	41	42	43	44	45	46+
Won By:							1																
Lost By:	1	2		1		1	1																1

HOME AND AWAY

GAMES	— KINGS —										— OPPONENTS —			
	FG%	3PT%	FT%	PPG	RPG	APG	SPG	BPG	TPG		FG%	PPG	RPG	TPG
Home (16-25)	.465	.357	.755	110.3	42.2	23.8	7.29	4.66	14.29		.474	114.4	44.9	24.50
Road (14-27)	.455	.332	.756	110.3	43.7	23.6	7.05	4.34	13.90		.485	117.2	46.7	13.20

	--- KINGS ---		- OPPONENTS -		PLAYER	CATEGORY
Points/game	16	110.3	29	115.8	Harrison Barnes	12th in total minutes (2,587) 12th in FTM (341)
FG%	20	.460	28	.479		
FT%	18	.768	17	.776	De'Aaron Fox	14th in points (23.2 ppg) 20th in assists (5.6) 12th in minutes (35.3 mpg)
3-pt FG%	24	.344	29	.372		
Off. Reb./game	22	9.56	22	10.56		
Def. Reb./game	23	33.38	24	35.26		
Rebounds/game	26	42.94	22	45.82	Domantas Sabonis	3rd in rebounds (12.1) 9th in total rebounds (752) 14th in off. rebounds (201) 10th in def. rebounds (551) 9th in FG% (.573)
Assists/game	22	23.70	21	25.33		
Steals/game	20	7.17	25	8.15		
Turnovers/game	19	14.10	16	13.50		
Blocks/game	19	4.50	18	4.82		

2021-22 MISCELLANEOUS STATISTICS

INACTIVE LIST

DATE	OPP	PLAYER
10/20	@POR	King, Queta
10/22	UTA	Queta, Woodard II
10/24	GSW	King, Queta
10/27	@PHX	King, Queta, Ramsey, Woodard II
10/29	@NOP	King, Queta, Ramsey, Woodard II
10/31	@DAL	King, Queta, Ramsey, Woodard II
11/2	@UTA	King, Queta, Ramsey, Woodard II
11/3	NOP	King, Queta, Woodard II
11/5	CHA	King, Queta, Ramsey, Woodard II
11/7	IND	King, Queta, Woodard II
11/8	PHX	Haliburton, King, Queta, Woodard II
11/10	@SAS	Davis, Haliburton, King, Queta, Woodard II
11/12	@OKC	King, Queta, Woodard II
11/15	@DET	King, Queta, Woodard II
11/17	@MIN	King, Queta, Woodard II
11/19	TOR	King, Queta
11/20	UTA	King, Queta
11/22	PHI	King, Queta, Ramsey, Woodard II
11/24	POR	Holmes, Queta, Ramsey, Woodard II
11/26	LAL	Barnes, Holmes, Queta, Woodard II
11/28	@MEM	Barnes, Holmes, Queta, Woodard II
11/30	LAL	Bagley III, Barnes, Holmes, Queta, Woodard II
12/1	@LAC	Bagley III, Barnes, Harkless, Woodard II
12/4	LAC	Barnes, Harkless
12/8	ORL	King, Queta
12/10	@CHA	Holmes, King, Queta, Ramsey, Woodard II
12/11	@CLE	Holmes, King, Queta, Ramsey, Woodard II
12/13	@TOR	Holmes, Queta, Ramsey, Woodard II
12/15	WAS	Bagley III, Davis, King, Queta, Ramsey, Woodard II
12/17	MEM	Bagley III, Davis, Fox, Holmes, King, Len, Mitchell
12/19	SAS	Bagley III, Davis, Fox, Holmes, King, Len, Mitchell
12/20	@GSW	Bagley III, Davis, Fox, Holmes, King, Len, Mitchell
12/22	LAC	Bagley III, Davis, Fox, King, Len, Mitchell, Queta
12/26	MEM	Len, Mitchell, Murkey, Queta, Robinson
12/28	OKC	Len, Mitchell, Mudiay, Murkey, Queta
12/29	DAL	King, Mudiay, Murkey, Queta
12/31	DAL	Davis, King, Mudiay, Murkey, Queta
1/2	MIA	Holmes, King, Woodard
1/4	@LAL	Davis, Holmes, King, Metu, Woodard
1/5	ATL	Davis, Holmes, King, Metu, Woodard
1/7	@DEN	Holmes, King, Metu
1/9	@POR	Holmes, Jones, King
1/10	CLE	Holmes, Jones, King
1/12	LAL	Holmes, Jones, King, Thompson
1/14	HOU	Holmes, Jones, King, Ramsey, Thompson, Woodard II
1/16	HOU	Bagley III, Haliburton, Thompson, Woodard II
1/19	DET	Haliburton, King
1/22	@MIL	King, Woodard II
1/25	@BOS	Fox, Metu
1/26	@ATL	Davis, Metu
1/29	@PHI	Davis, Fox
1/31	@NYK	Bagley III, Davis, Fox
2/2	BKN	Bagley III, Davis
2/3	@GSW	Bagley III, Davis
2/5	OKC	Bagley III, Davis
2/8	MIN	Davis, Haliburton, Hield, Thompson
2/9	MIN	Bagley III, Davis, Harkless
2/12	@WAS	Davis, Queta
2/14	@BKN	Davis, Lamb
2/16	@CHI	Davis, Mitchell
2/24	DEN	Davis, Queta
2/26	@DEN	Davis, Holmes, Queta
2/28	@OKC	Davis
3/2	@NOP	Davis, Holmes, Queta
3/3	@SAS	Davis, Queta
3/5	@DAL	Davis, Queta
3/7	NYK	Davis, Harkless, Lamb, Queta
3/9	DEN	Davis, Harkless, Holmes, Lamb
3/12	@UTA	Davis, Sabonis
3/14	CHI	Davis, Holiday, Lamb
3/16	MIL	Davis, Lamb, Queta
3/18	BOS	Davis, Fox, Holmes, Lamb, Queta
3/20	PHX	Davis, Fox, Holmes, Queta
3/23	@IND	Davis, Fox, Holmes, Sabonis
3/26	@ORL	Davis, Fox, Holmes, Sabonis
3/28	@MIA	Davis, Fox, Holmes, Jackson, Sabonis
3/30	@HOU	Davis, Fox, Holmes, Sabonis
4/1	@HOU	Davis, Fox, Holmes, Sabonis
4/3	GSW	Davis, Fox, Holmes, Sabonis
4/5	NOP	Davis, Fox, Holmes, Sabonis, Len
4/9	@LAC	Davis, Fox, Holmes, Sabonis, Len
4/10	@PHX	Davis, Fox, Holmes, Sabonis, Len

THE KINGS WERE:

21-17	leading at the half
2-1	tied at the half
7-34	trailing at the half
22-6	leading after three quarters
1-1	tied after three quarters
7-45	trailing after three quarters
29-35	scoring 100+ points
1-17	scoring under 100 points
27-51	allowing opponent to score 100+ points
3-1	holding opponent to under 100 points
14-14	outrebounding opponent
5-2	tied with opponent in rebounding
10-37	outrebounded by opponent
19-20	bench outscores opponent
2-1	benches are tied
10-30	bench outscored by opponent bench
7-1	recording 30 or more assists
7-24	committing 15 or more turnovers
23-28	committing under 15 turnovers
8-26	outshooting opponent
0-2	tied in FG% with opponent
22-24	outshot by opponent
18-9	shooting .500 or better from the field
12-43	shooting under .500 from the field
1-28	opponent shoots .500 or better from the field
29-24	opponent shoots under .500 from the field
22-15	outshooting opponents in 3pt FG%
0-0	tied in 3pt FG%
8-37	outshot by opponents in 3pt FG%
3-0	shooting .500 or better in 3pt FG%
17-19	outshooting or tied with opponents in FT%
13-33	outshot by opponents in FT%
26-39	shooting .700 or better in FT%
5-5	shooting 30 or more free throws
24-26	having more FT attempts than opponent
1-3	tied in free throw attempts with opponent
5-23	having less FT attempts than opponent
15-16	having more points in the paint than opponent
11-34	having less points in the paint than opponent
4-2	having same amount points in the paint
10-21	having more 2nd-chance points than opponent
19-28	having less 2nd-chance points than opponent
1-3	having same amount 2nd-chance points
14-17	having more fast break points than opponent
15-34	having less fast break points than opponent
1-1	having same amount fast break points

Kings Individual Technical Fouls: 41

Alvin Gentry	2	3/7 vs. NYK, 4/1 @ HOU
Richaun Holmes	6	10/24 vs. GSW, 11/3 vs. NOP [2], 11/30 vs. LAL, 1/31 @ NYK, 3/12 @ UTA
Chimezie Metu	7	10/29 @ NOP, 12/26 vs. MEM, 1/19 vs. DET, 1/10 vs. CLE, 2/9 vs. MIN [2], 3/9 vs. DEN
DEN		
Buddy Hield	3	11/2 @ UTA [2], 11/20 vs. UTA
Luke Walton	1	11/20 vs. UTA
Maurice Harkless	2	11/24 vs. POR, 12/22 vs. LAC
De'Aaron Fox	6	11/24 vs. POR [2], 12/26 vs. MEM, 3/16 vs. MIL, 1/22 vs. DET, 2/9 vs. MIN
Tristan Thompson	2	12/8 vs. ORL, 12/22 vs. LAC
Terence Davis	2	12/10 @ CHA, 12/11 @ CLE
Damian Jones	3	1/16 vs. HOU, 1/22 @ MIL*, 4/3 vs. GSW, 4/9 vs. LAC
Davion Mitchell	1	1/19 vs. DET
Domantas Sabonis	4	2/24 vs. DEN, 3/7 vs. NYK [2], 3/18 vs. BOS
Trey Lyles	1	4/5 vs. NOP
Josh Jackson	1	4/10 @ PHX

*Denotes rescinded Technical Foul

Kings Individual Ejections: 6

OPPONENT TECHNICAL FOULS: 54

OPPONENT EJECTIONS: 2

Joe Ingles vs. Utah, 10/22
Robert Covington vs. Portland, 11/24

OPPONENT FLAGRANT FOULS: 3

Joe Ingles-FLG 2, 1:09, 4th	10/22 vs. UTA
Trey Murphy III-FLG 1, :18, 4th	
10/29 @ NOP	
Jae Crowder-FLG 1, 7:56, 1st	11/8 vs. PHX

2021-22 KINGS MISCELLANEOUS STATS

PLAYER	GAMES MISSED	REASON	DATE
Marvin Bagley III	2	Injury/Illness - Non-Covid Illness	11/30, 12/1
Marvin Bagley III	5	Injury/Illness - Health and Safety Protocols	12/15, 12/17, 12/19, 12/20, 12/22
Marvin Bagley III	1	Injury/Illness - Right Shoulder; Soreness	1/16
Marvin Bagley III	6	Injury/Illness - Left Ankle; Sprain	1/31, 2/2, 2/3, 2/5, 2/8, 2/9
Harrison Barnes	5	Injury/Illness - Right Foot; Sprain	11/26, 11/28, 11/30, 12/1, 12/4
Terence Davis	5	Injury/Illness - Health and Safety Protocols	12/15, 12/17, 12/19, 12/20, 12/22
Terence Davis	5	Injury/Illness - Left Ankle; Soreness	11/10, 12/31, 1/2, 1/4, 1/5
Terence Davis	1	Injury/Illness - Right Wrist; Soreness	1/26
Terence Davis	5	Injury/Illness - Right Hand; ECU Tendon Injury	1/29, 1/31, 2/2, 2/3, 2/5
Terence Davis	25	Injury/Illness - Right Wrist; ECU Tendon Recovery	2/8, 2/9, 2/12, 2/16, 2/24, 2/26, 2/28, 3/2, 3/3, 3/5, 3/7, 3/9, 3/12,
3/14, 3/16, 3/18, 3/20, 3/23, 3/26, 3/28, 3/30, 4/1, 4/3, 4/5, 4/9, 4/10			
Terence Davis	1	Injury/Illness - Right Wrist; ECU Tendon Sprain	2/14
DeAaron Fox	4	Injury/Illness - Health and Safety Protocols	12/17, 12/19, 12/20, 12/22
DeAaron Fox	8	Injury/Illness - Left Ankle; Soreness	1/22, 1/25, 1/26, 1/29, 1/31, 2/2, 2/3, 2/5
DeAaron Fox	11	Injury/Illness - Right Hand; Soreness	3/18, 3/20, 3/23, 3/26, 3/28, 3/30, 4/1, 4/3, 4/5, 4/9, 4/10
Tyrese Haliburton	2	Injury/Illness - Low Back; Tightness	11/8, 11/10
Tyrese Haliburton	2	Injury/Illness - Health and Safety Protocols	1/16, 1/19
Maurice Harkless	1	Injury/Illness - Left Hip; Soreness	10/22
Maurice Harkless	4	Injury/Illness - Left Knee; Soreness	11/28, 11/30, 12/1, 12/4
Maurice Harkless	3	Injury/Illness - Right Ankle; Sprain	2/9, 3/7, 3/9
Justin Holiday	1	Injury/Illness - Non Covid Illness	3/14
Richaun Holmes	1	Injury/Illness - Right Eye; Contusion	11/24
Richaun Holmes	2	Injury/Illness - Non-Covid Illness	11/26, 11/28
Richaun Holmes	7	Injury/Illness - Right Eye; Injury	12/10, 12/11, 12/13, 12/15, 12/17, 12/19, 12/20
Richaun Holmes	6	Injury/Illness - Health and Safety Protocols	1/2, 1/4, 1/5, 1/7, 1/9, 1/10
Richaun Holmes	2	Injury/Illness - Return to Competition Reconditioning	1/12, 1/14
Richaun Holmes	1	Not With Team - Personal Reasons	2/8
Richaun Holmes	13	Personal Reasons	3/7, 3/9, 3/18, 3/20, 3/23, 3/26, 3/28, 3/30, 4/1, 4/3, 4/5, 4/9, 4/10
Richaun Holmes	5	Injury/Illness - Back Soreness	2/24, 2/26, 2/28, 3/2, 3/3
Josh Jackson	1	Injury/Illness - Non Covid Illness	3/28
Damian Jones	3	Injury/Illness - Health and Safety Protocols	1/9, 1/10, 1/12
Damian Jones	1	Injury/Illness - Return to Competition Reconditioning	1/14
Louis King	4	Injury/Illness - Health and Safety Protocols	12/17, 12/19, 12/20, 12/22
Jeremy Lamb	3	Injury/Illness - Left Ankle; Soreness	2/12, 2/14, 2/16
Jeremy Lamb	3	Injury/Illness - Left Hip; Soreness	3/5, 3/7, 3/9
Jeremy Lamb	3	Personal Reasons	3/14, 3/16, 3/18
Alex Len	5	Injury/Illness - Health and Safety Protocols	12/17, 12/19, 12/20, 12/22, 12/26
Alex Len	1	Injury/Illness - Return to Competition Reconditioning	12/28
Alex Len	4	Injury/Illness - Back; Soreness	4/3, 4/5, 4/9, 4/10
Chimezie Metu	3	Injury/Illness - Health and Safety Protocols	1/4, 1/5, 1/7
Chimezie Metu	1	Injury/Illness - Left Knee; Soreness	1/25, 1/26
Davion Mitchell	6	Injury/Illness - Health and Safety Protocols	12/17, 12/19, 12/20, 12/22, 12/26, 12/28
Davion Mitchell	1	Injury/Illness - Right Hand; Soreness	2/16
Neemias Queta	4	Injury/Illness - Health and Safety Protocols	12/22, 12/26, 12/28, 12/29
Domantas Sabonis	1	NWT - League Suspension	3/9
Domantas Sabonis	1	Personal Reasons	3/12
Domantas Sabonis	9	Injury/Illness - Left Knee; Contusion	3/23, 3/26, 3/28, 3/30, 4/1, 4/3, 4/5, 4/9, 4/10
Tristan Thompson	3	Injury/Illness - Non-Covid Illness	1/12, 1/14, 1/16
Robert Woodard II	3	Injury/Illness - Left Hamstring; Tightness	11/5, 11/7, 11/8
Robert Woodard II	2	Injury/Illness - Left ankle; soreness	11/30, 12/1
Robert Woodard II	1	Injury/Illness - Non-Covid Illness	1/2
Robert Woodard II	2	Injury/Illness - Health and Safety Protocols	1/14, 1/16

Games Missed 200

*does not account for games missed due to coach's decision, Two-Way contracts or G League assignments

	IN WINS	
Most consecutive wins	3	12/1-12/8
Most consecutive home wins	2	2/2-2/5
Most consecutive road wins	3	10/20-10/29
Largest margin of victory	30	11/5 vs. CHA (140-110)
at home	30	11/5 vs. CHA (140-110)
on road	22	11/15 at DET (129-107)
Largest lead in a game	32	11/15 at DET
at home	21	3/14 vs. CHI
on road	32	11/15 at DET
Largest deficit overcome to win	21	2/28 at OKC
at home	14	1/12 vs. LAL
on road	21	2/28 at OKC
Never trailed in these games	1	4/10 at PHX (116-109)

	IN LOSSES	
Most consecutive losses	7	1/16-1/31
Most consecutive home losses	5(2)	3/16-4/5
Most consecutive road losses	13	12/10-2/3
Largest margin of defeat	53	1/25 at BOS (75-128)
at home	29	3/18 vs. BOS (97-126)
on road	53	1/25 at BOS (75-128)
Largest deficit in a game	60	1/25 at BOS
at home	29	3/18 vs. BOS
on road	60	1/25 at BOS
Largest blown lead in a loss	19	3/5 at DAL
at home	20	3/7 vs. NYK
on road	19	3/5 at DAL
Never led in these games	12	11/10 at SAS (136-117)

11/28 at MEM (128-101)
12/11 at CLE (103-117)
12/13 at TOR (101-124)
12/22 vs. LAC (89-105)
1/9 at POR (88-103)
1/22 at MIL (127-133)
1/25 at BOS (75-128)
2/14 at BKN (85-109)
3/18 vs. BOS (97-126)
4/5 vs. NOP (109-123)
4/9 vs. LAC (98-117)

2021-22 MISCELLANEOUS STATISTICS

KINGS STARTING LINEUPS: 31 starting lineups this season; last lineup in *italics*

Lineup (SF, PF, C, SG, PG)	Record	Datels
Barnes, Bagley III, Holmes, Davis, Haliburton	0-2	1/22, 1/25
Barnes, Bagley III, Holmes, Davis, Fox	0-1	1/19
Barnes, Bagley III, Holmes, Haliburton, Fox	2-1	12/28, 12/29, 12/31
Barnes, Bagley III, Holmes, Mitchell, Haliburton	0-2	1/26, 1/29
Barnes, Bagley III, Jones, Haliburton, Fox	1-3	1/2, 1/4, 1/5, 1/7
Barnes, Bagley III, Metu, Haliburton, Fox	2-0	1/12, 1/14
Barnes, Bagley III, Len, Haliburton, Fox	0-3	12/11, 1/9, 1/10
Barnes, Harkless, Holmes, Haliburton, Fox	5-5	10/20, 10/24, 10/27, 10/29, 10/31, 11/2, 11/3, 11/5, 11/7, 11/22
Barnes, Harkless, Holmes, Mitchell, Haliburton	2-2	1/31, 2/2, 2/3, 2/5
Barnes, Harkless, Holmes, Hield, Fox	0-2	11/8, 11/10
Barnes, Harkless, Jones, Mitchell, Fox	0-1	2/8
Barnes, Harkless, Len, Haliburton, Fox	1-0	11/24
Barnes, Harkless, Sabonis, Holiday, Fox	1-4	2/12, 2/14, 2/16, 2/24, 2/26
Barnes, Lyles, Sabonis, Holiday, Fox	2-4	2/28, 3/2, 3/3, 3/5, 3/7, 3/16
Barnes, Lyles, Sabonis, Holiday, Mitchell	0-2	3/18, 3/20
Barnes, Lyles, Sabonis, DiVincenzo, Fox	1-0	3/14
Barnes, Lyles, Len, Holiday, Fox	0-1	3/9
Barnes, Lyles, Jones, Holiday, Fox	0-1	3/12
Barnes, Lyles, Jones, Holiday, Mitchell	5-4	3/23, 3/26, 3/28, 3/30, 4/1, 4/3, 4/5, 4/9, 4/10
Barnes, Metu, Holmes, Davis, Fox	0-1	1/16
Barnes, Metu, Holmes, Haliburton, Fox	1-5	11/12, 11/15, 11/17, 11/19, 11/20, 12/26
Barnes, Metu, Len, Haliburton, Fox	0-1	12/13
Barnes, Metu, Sabonis, Holiday, Fox	1-0	2/9
Barnes, Metu, Thompson, Hield, Haliburton	1-2	12/17, 12/19, 12/20
Barnes, Metu, Holmes, Hield, Haliburton	0-1	12/22
Davis, Barnes, Holmes, Haliburton, Fox	1-1	10/22, 12/8
Davis, Barnes, Len, Haliburton, Fox	0-1	12/10
Davis, Metu, Len, Haliburton, Fox	0-1	11/28
Davis, Metu, Holmes, Haliburton, Fox	2-1	11/30, 12/1, 12/4
Haliburton, Barnes, Len, Mitchell, Fox	1-0	12/15
Harkless, Metu, Len, Haliburton, Fox	1-0	11/26

2020-21 REGULAR SEASON NOTES

The Kings finished their 36th season in Sacramento with a 31-41 record (16-20 at home, 15-21 on the road) ... Following the shortened season of 2019-20 season which was postponed on Mar. 11, 2020, due to the COVID-19 pandemic, the 2020-21 season also was shortened to a 72-game schedule ... Among the entire NBA, the Kings ranked 11th in points per game (113.7), 11th in the NBA in free throws attempted (22.0) per game. The Kings also rank 9th in the NBA in pace and also 7th in fast break points per game (14.1). To round it out, the Kings are 4th in the NBA in points in the paint per game (53.3) ... According to ESPN Stats & Info, Sacramento has scored 455 points through the first four games are the most points in the first four games in the Sac-Era and the second most in Franchise History (Most: 486 points in 1960-61 in Oscar Robertson's rookie season).

2020-21 INDIVIDUAL NOTES

Kings guard De'Aaron Fox finished as the first Kings player in the Sacramento-Era to average at least 25 points and 7 assists per game in a single season. First in franchise history since Tiny Archibald averaged 34 and 11.4 assists in 1972-73 ... After the All-Star break, Fox averaged 28.5 points (.491 FG%, .293 3pt%, .778 FT%), 3.9 rebounds, 6.6 assists, 1.9 steals and 36.3 minutes per game in 23 games since the All-Star break. Team has gone 10-13 in this stretch before Fox was placed in Health & Safety Protocols ... Before entering the Health & Safety Protocols on April 24, 2021 Fox had fourth quarter rankings of first in total points scored with 411, fourth in points per game with 7.3 ppg, third in FGM with 2.6 (2nd to Giannis Antetokounmpo who is first with 2.8), fifth in points in the paint with 3.5 ppg and twelfth in FTA with 2.2 per game ... Fox scored 10 or more points in the fourth quarter 15 times this season and is ranked 1st in the NBA in fourth quarter scoring: On March 27, Fox scored 20 points in the 4th quarter. The last Kings player to score 20 points or more in the 4th quarter was Buddy Hield at Minnesota (1/27/20) ... On Saturday, Jan. 30, 2021, Fox scored a total of 30 points and scored 17 points in the 4th quarter at Miami. Fox's 17 points are the most points scored in a quarter this season and is the most points in a 4th quarter by a Kings player since Fox scored 18 points vs. TOR on March 8, 2021 ... The following game at New Orleans on Monday, Feb. 1, 2021, Fox scored 38 points and also scored 17 points in the 4th quarter to propel the Kings to a 118-109 victory. According to Elias Sports Bureau, Fox became the first Kings player in at least 20 years since play-by-play were recorded to score at least 17 points in consecutive 4th quarters of games and is the first player to achieve this in the NBA this season. Fox also scored 30 points or more in consecutive games for the first time in his career. It is the second 35+ points/10+ assists game of the season and he joins Mike Bibby as the only Kings with multiple 35/10 games in a season since the 3pt era (1980) via GStatMuse ... As of his last game on May 2, 2021, Tyrese Haliburton is ranked 3rd amongst all rookies in scoring (13.0 ppg), 2nd in assists (5.3), 6th in field goal percentage (.472), 3rd in three-point field goal percentage (.409), 2nd in steals (1.3) and 3rd in minutes (30.1) per game ... On Wednesday, Feb. 3 vs. Boston, Tyrese Haliburton scored 21 points and shot 5-of-9 from three. Haliburton is the first Kings rookie with 20+ points, 5+ threes off the bench since Peja Stojakovic in 1999 ... Tyrese Haliburton returned to the lineup Wednesday, Jan. 6, 2021 after missing two games to injury. Haliburton finished with 17 points but scored 15 points in the fourth quarter to help the Kings secure victory. According to Elias Sports Bureau, Haliburton is the first Kings rookie since Buddy Hield scored 15 points in a fourth quarter. Hield scored 15 points vs. Phoenix on Apr. 11, 2017. Additionally, Haliburton is the second rookie to score at least 15 points in a fourth quarter this season. Anthony Edwards of the Minnesota Timberwolves scored 15 points on Jan. 1, 2021 vs. Washington ... On April 25, 2021, Haliburton scored 15 points at Golden State. It's second time this season

scoring 15 points in the fourth quarter ... Tyrese Haliburton returned to the lineup Wednesday, Jan. 6, 2021 after missing two games to injury. Haliburton finished with 17 points but scored 15 points in the fourth quarter to help the Kings secure victory. According to Elias Sports Bureau, Haliburton is the first Kings rookie since Buddy Hield scored 15 points in a fourth quarter. Hield scored 15 points vs. Phoenix on Apr. 11, 2017. Additionally, Haliburton is the second rookie to score at least 15 points in a fourth quarter this season. Anthony Edwards of the Minnesota Timberwolves scored 15 points on Jan. 1, 2021 vs. Washington ... On Sunday, February 28, 2021 vs. Charlotte, Buddy Hield became the fastest player in NBA history to 1,000 made three-pointers. In 350 games, Hield beat out Stephen Curry by 19 games; Buddy Hield - 350 games, Stephen Curry - 369, Klay Thompson - 372, Damian Lillard - 385 ... Buddy Hield is now second in Franchise History in three's made as a King with 1,066. Peja Stojakovic is first at 1,070 made in a Kings jersey ... Buddy Hield finished the regular season ranked 2nd in the NBA in three-point field goals made with 282. Hield now has the most three's made in a season by a Kings player, breaking his own record of 278 which he set during the 2018-19 season. On Jan. 27, Hield took his 2,057th three-point attempt as a member of the Sacramento Kings and passed Mike Bibby for third in the Sacramento-era on the Kings All-Time three-point attempts list ... Buddy Hield's NBA leading and longest active streak for making at least one three-pointer in a game came to a conclusion Saturday, Feb. 6, 2021 at 87 games. Hield shot 0-9 from downtown ... Richaun Holmes finished the season ranked 2nd in the NBA in field goal percentage with .637 percent. Holmes finishes first in franchise history for field goal percentage in a season for a player with at least 500 field goal attempts. Holmes now ranks second in franchise history through the teams first 15 games for the highest field goal percentage (min. 100 FGA), trailing Otis Thorpe who shot .731 percent during the 1985-86 season ... Richaun Holmes has three times recorded a career-high six blocks in a game: Jan. 11 vs. Indiana, Jan. 22 vs. New York and Feb. 1, 2021 at New Orleans ... Holmes ranks 8th in the NBA in blocks per game with 1.6.

HONORS: Sacramento Kings guard Tyrese Haliburton has been named the Western Conference Rookie of the Month twice; for games played in February as well as for games played in December and January ... Haliburton was also named to the 2021 NBA Rising Stars U.S. Team roster during All-Star Weekend although the games were not played due to Health and Safety Protocols (COVID-19) ... Sacramento Kings guard De'Aaron Fox was named the Western Conference Player of the Week twice; for games played between March 21 and March 28, and for games played games played between February 1 and February 7.

2021-22 KINGS/OPPONENTS HIGHS/LOWS

KINGS HIGHS/LOWS

INDIVIDUAL - MOST

Points (OT):	34	Fox, 11/26 @ LAL
Points:	44	Fox, 3/5 @ DAL
Field Goals Made:	18	Fox, 3/5 @ DAL
Field Goals Attempted:	32	Fox, 3/12 @ UTA
Free Throws Made:	14	Fox, 1/2 vs. MIA
Free Throws Attempted:	15	Fox, 1/2 vs. MIA
3PT Field Goals Made:	8 (2)	Hield, 11/5 vs. CHA
3PT FG Attempted:	18	Hield, 12/22 vs. LAC
Rebounds:	20	Sabonis, 3/18 vs. BOS
Offensive Rebounds:	6 (2)	Sabonis, 3/18 vs. BOS
Defensive Rebounds:	15	Holmes, 11/5 vs. CHA
Assists:	17 (2)	Mitchell, 4/5 vs. NOP
Steals:	6	Harkless, 2/3 @ GSW
Blocks:	6	Jones, 4/1 @ HOU
Turnovers:	9	FOX, 3/16 @ MIL
Minutes:	52	Fox, 11/26 @ LAL*

TEAM - MOST

Points, Game (OT):	141	11/26 @ Los Angeles*
Points, Game:	142	12/8 vs. Orlando
Field Goals Made:	54	11/26 @ Los Angeles*
Field Goals Attempted:	120	11/26 @ Los Angeles*
Best Field Goal %:	.566	2/12 @ Washington
Free Throws Made:	31	1/19 vs. Detroit
Free Throws Attempted:	44	1/19 vs. Detroit
Best Free Throw %:	.960	10/29 @ Pelicans
3PT FG Made:	22	11/5 vs. Charlotte
3PT FG Attempted:	46	10/24 vs. Golden State
Best 3PT FG %:	.560	11/5 vs. Charlotte
Rebounds:	59	3/26 @ Orlando
Offensive Rebounds:	20 (2)	12/10 @ Charlotte
Defensive Rebounds:	46	12/28 vs. Oklahoma
Assists:	33	1/14 vs. Houston
Personal Fouls:	28	3/5 @ Dallas
Steals:	16	1/16 vs. Houston
Blocks:	11	4/1 @ Houston
Turnovers:	24	11/8 vs. Phoenix
Pts. Off Turnovers Allowed:	38	11/8 vs. Phoenix
Points in the Paint:	70	1/12 vs. Los Angeles
2nd Chance Points:	29	10/31 @ Dallas
Fastbreak Points:	25 (2)	2/3 @ Golden State
Bench Points:	71	11/26 @ Los Angeles*

TEAM - LEAST

Points, Game:	75	1/25 @ Boston
Field Goals Made:	29	1/25 @ Boston
Field Goals Attempted:	75	12/29 vs. Dallas
Worst Field Goal %:	.305	1/25 @ Boston
Free Throws Made:	8	10/24 vs. Golden State
Free Throws Attempted:	11	11/15 @ Detroit
Worst Free Throw %:	.500	1/31 @ New York
3PT FG Made:	6	1/25 @ Boston
3PT FG Attempted:	24	11/8 vs. Phoenix
Worst 3PT FG %:	.182	1/25 @ Boston
Rebounds:	32	3/28 @ Miami
Offensive Rebounds:	2	4/10 @ Phoenix
Defensive Rebounds:	20	2/3 @ Golden State
Assists:	12	2/14 @ Brooklyn
Steals:	0	10/24 vs. Golden State
Blocks:	0	11/22 vs. Philadelphia
Turnovers:	7 (2)	3/12 @ Utah
Personal Fouls:	12 (2)	3/28 @ Miami

*Denotes 30T vs. LAL 11/26/21

OPPONENT HIGHS/LOWS

INDIVIDUAL - MOST

30	James, 11/26 @ Los Angeles*
46	Randle, 3/7 vs. New York
18 (2)	Randle, 3/7 vs. New York
31	Randle, 3/7 vs. New York
15	Lillard, 11/24 vs. Portland
18	Embiid, 1/29 @ Philadelphia
8	Randle, 3/7 vs. New York
16	Randle, 3/7 vs. New York
23	Drummond, 11/22 vs. Philadelphia
9	Hayes, 4/5 vs. NOP
19	Gobert, 11/2 @ Utah
13 (2)	Garland, 12/11 @ Cleveland
5 (2)	Brown, 2/14 @ Brooklyn
5 (3)	Claxton, 2/2 vs. Brooklyn
7(2)	James, 11/26 @ Los Angeles*
51	Westbrook, 11/26 @ Los Angeles*

OPPONENT TEAM - MOST

137	11/26 @ Los Angeles*
137	11/26 @ Los Angeles*
53	12/13 @ Toronto
106	3/26 @ Orlando
.591	3/2 @ New Orleans
30	12/28 vs. Oklahoma
36	12/28 vs. Oklahoma
.1000(2)	3/28 @ Miami
22(2)	3/18 vs. Boston
48	11/2 @ Utah
.562	11/10 @ San Antonio
68	11/28 @ Memphis
19	12/26 @ Memphis
54	11/28 @ Memphis
35	12/1 @ LA Clippers
34	3/30 @ Houston
14 (2)	11/8 vs. Phoenix
12	2/2 vs. Brooklyn
23	1/16 vs. Houston
34	1/16 vs. Houston
72(2)	12/26 @ Memphis
35	12/26 @ Memphis
29	12/2 vs. LA Clippers
71	12/1 @ LA Clippers

OPPONENT TEAM - LEAST

94(2)	12/29 vs. Dallas
34	12/4 vs. LA Clippers
70	1/29 @ Philadelphia
.389	12/28 vs. Oklahoma
6 (3)	3/28 @ Miami
7 (2)	3/26 @ Orlando
.500	3/3 @ San Antonio
5	12/15 vs. Washington
22 (2)	12/31 vs. Dallas
.208	12/15 vs. Washington
32	2/12 @ Washington
3 (2)	2/24 vs. Denver
22	2/12 @ Washington
13 (2)	11/12 @ Oklahoma
1	11/3 vs. New Orleans
0	1/22 @ Milwaukee
5	1/4 @ Los Angeles
10	11/15 @ Detroit

2021-22 KINGS HALF HIGHS/LOWS

2021-22 REGULAR SEASON - SACRAMENTO KINGS HALF HIGHS/LOWS

INDIVIDUAL - MOST

Points:	28	Harrison Barnes	10/20/21 @ POR (2nd)
Field Goals Made:	10	De'Aaron Fox	11/10/21 @ SAS (2nd)
Field Goals Attempted:	17	De'Aaron Fox	03/12/22 @ UTA (1st)
Free Throws Made:	10 (2)	Harrison Barnes	02/08/22 vs. MIN (1st)
Free Throws Attempted:	11	De'Aaron Fox	01/02/22 vs. MIA (2nd)
3PT Field Goals Made:	8	Harrison Barnes	10/20/21 @ POR (2nd)
3PT FG Attempted:	10 (3)	Buddy Hield	01/31/22 @ NYK (1st)
Rebounds:	13	Domantas Sabonis	02/26/22 @ DEN (2nd)
Offensive Rebounds:	5	Domantas Sabonis	03/02/22 @ NOP (1st)
Defensive Rebounds:	10 (2)	Domantas Sabonis	03/18/22 vs. BOS (2nd)
Assists:	10	Tyrese Haliburton	12/29/21 vs. SAS (1st)
Steals:	5	Maurice Harkless	02/03/22 @ GSW (2nd)
Blocks:	5	Chimezie Metu	12/04/21 vs. LAC (1st)
Turnovers:	7	Davion Mitchell	04/01/22 @ HOU (2nd)

TEAM - MOST

Points, Game:	74	11/05/21 vs. CHA (1st)
Field Goals Made:	29	02/28/22 @ OKC (2nd)
Field Goals Attempted:	55	01/14/22 vs. HOU (1st)
Best Field Goal %:	.617	02/28/22 @ OKC (2nd)
Free Throws Made:	18 (3)	03/20/22 vs. PHX (2nd)
Free Throws Attempted:	21 (3)	03/20/22 vs. PHX (2nd)
3PT FG Made:	14	11/05/21 vs. CHA (1st)
3PT FG Attempted:	26	03/16/22 vs. MIL (1st)
Best 3PT FG %:	.750	12/19/21 vs. SAS (2nd)
Rebounds:	33	11/12/21 @ OKC (1st)
Offensive Rebounds:	13	11/17/21 @ MIN (1st)
Defensive Rebounds:	25 (2)	03/17/22 vs. NYK (1st)
Assists:	19 (2)	02/08/21 vs. MIN (1st)
Personal Fouls:	18	12/28/21 vs. OKC (2nd)
Steals:	12	01/16/22 @ HOU (2nd)
Blocks:	7	12/04/21 vs. LAC (1st)
Turnovers:	16	11/08/21 vs. PHX (2nd)
Pts. Off Turnovers Allowed:	21	11/08/21 vs. PHX (2nd)
Points in the Paint:	46	02/28/22 @ OKC (2nd)
2nd Chance Points:	17	10/31/21 @ DAL (2nd)
Fast Break Points:	16 (2)	01/12/22 vs. LAL (2nd)

TEAM - LEAST

Points:	30	01/25/22 @ BSB (1st)
Field Goals Made:	10 (2)	01/25/22 @ BSB (1st)
Field Goals Attempted:	32	03/14/22 vs. CHI (2nd)
Worst Field Goal %:	.204	01/25/22 @ BSB (1st)
Free Throws Made:	1	12/19/21 vs. SAS (2nd)
Free Throws Attempted:	1	12/19/21 vs. SAS (2nd)
3PT FG Made:	0	11/30/21 vs. LAL (2nd)
3PT FG Attempted:	9 (2)	03/14/22 vs. CHI (2nd)
Rebounds:	11	02/03/22 @ GSW (2nd)
Assists:	4	02/14/22 @ BKN (1st)

+denotes franchise record

*denotes franchise-tying record

~denotes Sac era record

2021-22 OPPONENTS HALF HIGHS/LOWS

2021-22 REGULAR SEASON - OPPONENTS HALF HIGHS/LOWS

INDIVIDUAL - MOST

Points:	33	Julius Randle	03/07/22 vs. NYK (2nd)
Field Goals Made:	12	Julius Randle	03/07/22 vs. NYK (2nd)
Field Goals Attempted:	17 (2)	Julius Randle	03/07/22 vs. NYK (2nd)
Free Throws Made:	11	Damian Lillard	11/24/21 vs. POR (2nd)
Free Throws Attempted:	13	Shai Gilgeous-Alexander	12/28/21 vs. OKC (2nd)
3PT Field Goals Made:	7	Julius Randle	03/07/22 vs. NYK (2nd)
3PT FG Attempted:	11	Julius Randle	03/07/22 vs. NYK (2nd)
Rebounds:	15	Hassan Whiteside	03/12/22 @ UTA (2nd)
Offensive Rebounds:	6 (2)	JaVale McGee	04/10/22 @ PHX (1st)
Defensive Rebounds:	12	Hassan Whiteside	03/12/22 @ UTA (2nd)
Assists:	8	Tyrese Haliburton	03/23/22 @ IND (2nd)
Steals:	4	Kevin Porter Jr.	04/01/22 @ HOU (2nd)
Blocks:	4	Myles Turner	11/07/21 vs. IND (1st)
Turnovers:	6	Fred VanVleet	11/19/21 vs. TOR (1st)

TEAM - MOST

Points, Game:	83	3/7/22 vs. NYK (2nd)
Field Goals Made:	31 (2)	12/13/21 @ TOR (1st)
Field Goals Attempted:	56	11/28/21 @ MEM (1st)
Best Field Goal %:	.700	3/7/22 vs. NYK (2nd)
Free Throws Made:	23	12/28/21 vs. OKC (2nd)
Free Throws Attempted:	28	12/28/21 vs. OKC (2nd)
3PT FG Made:	14	3/7/22 vs. NYK (2nd)
3PT FG Attempted:	27 (3)	2/3/22 @ GSW (1st)
Best 3PT FG %:	.667 (2)	12/19/21 vs. SAS (2nd)
Rebounds:	35 (2)	1/25/22 @ BOS (1st)
Offensive Rebounds:	12	12/26/21 vs. MEM (2nd)
Defensive Rebounds:	28	11/28/21 @ MEM (2nd)
Assists:	20 (2)	11/28/21 @ MEM (1st)
Personal Fouls:	20	3/30/22 @ HOU (2nd)
Steals:	9	11/8/21 vs. PHX (1st)
Blocks:	7 (2)	2/2/22 vs. BKN (2nd)
Turnovers:	15	1/16/22 vs. HOU (2nd)
Pts. Off Turnovers Allowed:	22	1/16/22 vs. HOU (2nd)
Points in the Paint:	46	11/28/21 @ MEM (1st)
2nd Chance Points:	24	12/26/21 vs. MEM (2nd)
Fast Break Points:	18 (3)	3/7/22 vs. NYK (2nd)

TEAM - LEAST

Points:	39	2/2/22 vs. BKN (2nd)
Field Goals Made:	11	12/11/21 @ CLE (1st)
Field Goals Attempted:	32	1/29/22 @ PHI (1st)
Worst Field Goal %:	.282	11/15/21 @ DET (1st)
Free Throws Made:	2 (5)	3/18/22 vs. BOS (1st)
Free Throws Attempted:	2 (4)	4/10/22 @ PHX (1st)
3PT FG Made:	1	12/28/21 vs. OKC (2nd)
3PT FG Attempted:	8	12/22/21 vs. LAC (2nd)
Rebounds:	12	11/5/21 vs. CHA (2nd)
Assists:	4 (4)	3/7/22 vs. NYK (1st)

+denotes franchise record

*denotes franchise-tying record

~denotes Sac era record

2021-22 NBA STANDINGS

WESTERN CONFERENCE

EASTERN CONFERENCE

SOUTHWEST DIVISION

TEAM	W	L	PCT	GB	HOME	ROAD
Memphis	56	26	.683	-	30-11	26-15
Dallas	52	20	.634	4	29-12	23-18
New Orleans	36	46	.439	20	19-22	17-24
San Antonio	34	48	.415	22	16-25	18-23
Houston	20	62	.244	36	11-30	9-32

NORTHWEST DIVISION

TEAM	W	L	PCT	GB	HOME	ROAD
Utah	49	33	.598	-	29-12	20-21
Denver	48	34	.585	1	23-18	25-16
Minnesota	46	36	.561	3	26-15	20-21
Portland	27	55	.329	22	17-24	10-31
Oklahoma City	24	58	.293	25	12-29	12-29

PACIFIC DIVISION

TEAM	W	L	PCT	GB	HOME	ROAD
Phoenix	64	18	.780	-	32-9	32-9
Golden State	53	29	.646	11	31-10	22-19
L.A. Clippers	42	40	.512	22	25-16	17-24
L.A. Lakers	33	49	.402	31	21-20	12-29
Sacramento	30	52	.366	34	16-25	14-27

ATLANTIC DIVISION

TEAM	W	L	PCT	GB	HOME	ROAD
Boston	51	31	.622	-	28-13	23-18
Philadelphia	51	31	.622	-	24-17	27-14
Toronto	48	34	.585	3	24-17	24-17
Brooklyn	44	38	.537	7	20-21	24-17
New York	37	45	.451	14	17-24	20-21

CENTRAL DIVISION

TEAM	W	L	PCT	GB	HOME	ROAD
Milwaukee	51	31	.622	-	27-14	24-17
Chicago	46	36	.561	5	27-14	19-22
Cleveland	44	38	.537	7	25-16	19-22
Indiana	25	57	.305	26	16-25	9-32
Detroit	23	59	.280	28	13-28	10-31

SOUTHEAST DIVISION

TEAM	W	L	PCT	GB	HOME	ROAD
Miami	53	29	.646	-	29-12	24-17
Atlanta	43	39	.524	10	27-14	16-25
Charlotte	43	39	.524	10	22-19	21-20
Washington	35	47	.427	18	21-20	14-27
Orlando	22	60	.268	31	12-29	10-31

KINGS VS. NBA — 2021-22

ATLANTIC (1-9)

Boston.....	0-2
Brooklyn.....	1-1
New York.....	0-2
Philadelphia.....	0-2
Toronto.....	0-2

SOUTHEAST (6-4)

Atlanta.....	0-2
Charlotte.....	1-1
Miami.....	1-1
Orlando.....	2-0
Washington.....	2-0

NORTHWEST (6-12)

Denver.....	0-4
Minnesota.....	1-2
Oklahoma City.....	3-1
Portland.....	2-1
Utah.....	0-4

CENTRAL (3-7)

Chicago.....	1-1
Cleveland.....	0-2
Detroit.....	1-1
Indiana.....	1-1
Milwaukee.....	0-2

SOUTHWEST (8-10)

Dallas.....	1-3
Houston.....	3-1
Memphis.....	0-3
New Orleans.....	2-2
San Antonio.....	2-1

PACIFIC (6-10)

Golden State.....	0-4
LA Clippers.....	2-2
LA Lakers.....	2-2
Phoenix.....	2-2

KINGS RECORD

	Overall	Home	Road	OT
TOTALS	30-52	16-25	14-27	2-1

HOME—ROAD—OVERTIME SPLITS

	OVERALL	HOME	ROAD	OT		OVERALL	HOME	ROAD	OT
WESTERN	20-32	10-16	10-16	1-1	EASTERN	10-20	6-9	4-11	1-0
Northwest	6-12	4-5	2-7		Atlantic	1-9	1-4	0-5	
Pacific	6-10	2-6	4-4	1-1	Central	3-7	1-4	2-3	
Southwest	8-10	4-5			Southeast	6-4	4-1	2-3	1-0

2021-22 NBA INDIVIDUAL LEADERS

SCORING AVERAGE

PLAYER, TEAM	G	FG	FT	PTS	AVG
Embiid, Phi.	68	666	654	2079	30.6
G. Antetokounmpo, Mil.	67	689	553	2002	29.9
Doncic, Dal.	65	641	364	1847	28.4
Young, Atl.	76	711	500	2155	28.4
DeRozan, Chi.	76	774	520	2118	27.9
Jokic, Den.	74	764	379	2004	27.1
Tatum, Bos.	76	708	400	2046	26.9
Booker, Pho.	68	662	315	1822	26.8
Mitchell, Utah	67	617	267	1733	25.9
Curry, G.S.	64	535	275	1630	25.5
Towns, Min.	74	642	384	1818	24.6
LaVine, Chi.	67	565	320	1635	24.4
Brown, Bos.	66	576	241	1559	23.6
Fox, Sac.	59	516	261	1367	23.2
Siakam, Tor.	68	596	284	1551	22.8
McCollum, Por.-N.O.	62	536	116	1370	22.1
Harden, Bkn.-Phi.	65	407	470	1432	22.0
Garland, Cle.	68	542	215	1473	21.7
Edwards, Min.	72	549	220	1533	21.3
Murray, S.A.	68	573	196	1438	21.1

REBOUNDS PER GAME

PLAYER, TEAM	G	OFF	DEF	TOT	AVG
Gobert, Utah	66	241	727	968	14.7
Jokic, Den.	74	206	813	1019	13.8
Sabonis, Ind.-Sac.	62	201	551	752	12.1
Capela, Atl.	74	279	598	877	11.9
Embiid, Phil.	68	146	650	796	11.7
G. Antetokounmpo, Mil.	67	134	644	778	11.6
Valanciunas, N.O.	74	226	617	843	11.4
Vucevic, Chi.	73	142	662	804	11.0
Carter, Orl.	62	139	509	648	10.5
Ayton, Pho.	58	149	444	593	10.2
Wood, Hou.	68	110	576	686	10.1
Adams, Mem.	76	349	411	760	10.0
Randle, N.Y.	72	125	591	716	9.9
Towns, Min.	74	194	533	727	9.8
R. Williams, Bos.	61	238	350	588	9.6
Poeltl, S.A.	68	262	372	634	9.3
Drummond, Phi.-Bkn.	73	229	451	680	9.3
Portis, Mil.	72	180	477	657	9.1
Doncic, Dal.	65	56	537	593	9.1
Stewart, Det.	71	226	391	617	8.7

ASSISTS PER GAME

PLAYER, TEAM	G	AST	AVG
Paul, Pho.	65	702	10.8
Harden, Bkn.-Phil.	65	667	10.3
Young, Atl.	76	737	9.7
Murray, S.A.	68	627	9.2
Doncic, Dal.	65	568	8.7
Garland, Cle.	68	583	8.6
Haliburton, Sac.-Ind.	77	628	8.2
Jokic, Den.	74	584	7.9
Ball, Cha.	75	571	7.6
Lowry, Mia.	63	474	7.5
Russell, Min.	65	460	7.1
Westbrook, LA-L.	78	550	7.1
Holiday, Mil.	67	457	6.8
VanVleet, Tor.	65	434	6.7
Curry, G.S.	64	404	6.3
Porter, Hou.	61	376	6.2
Smart, Bos.	71	417	5.9
G. Antetokounmpo, Mil.	67	388	5.8
Anthony, Orl.	65	369	5.7
Fox, Sac.	59	330	5.6

FIELD GOAL PCT

PLAYER, TEAM	FG	FGA	PCT
Gobert, Utah	362	508	.713
Allen, Cle.	369	545	.677
Harrell, Was.-Cha.	358	555	.645
Ayton, Pho.	442	697	.634
Zubac, LA-C	310	495	.626
Poeltl, S.A.	410	663	.618
Capela, Atl.	370	604	.613
Jokic, Den.	764	1311	.583
Sabonis, Ind.-Sac.	443	773	.573
Adebayo, Mia.	406	729	.557

3-PT FIELD GOAL PCT.

PLAYER, TEAM	3FG	3GA	PCT
Kennard, LA-C.	190	423	.449
Bane, Mem.	228	523	.436
Maxey, Phi.	132	309	.427
Johnson, Pho.	166	391	.425
Ball, Chi.	110	260	.423
Curry, Phi.-Bkn.	158	374	.422
McDermott, S.A.	108	256	.422
Powell, Por.-LA-C.	106	253	.419
Irving, Bkn.	100	239	.418
Richardson, Bos.-S.A.	102	246	.415

FREE THROW PCT.

PLAYER, TEAM	3FG	3GA	PCT
Poole, G.S.	246	266	.925
Curry, G.S.	275	298	.923
Durant, Bkn.	372	409	.910
Young, Atl.	500	553	.904
Gallinari, Atl.	141	156	.904
Bane, Mem.	140	155	.903
Garland, Cle.	215	241	.892
Middleton, Mil.	259	291	.890
Caldwell-Pope, Was.	137	154	.890
Quickley, N.Y.	177	201	.881

STEALS PER GAME

PLAYER, TEAM	G	STL	AVG
Murray, S.A.	68	138	2.03
Paul, Pho.	65	121	1.86
Trent, Tor.	70	122	1.74
Thybulle, Phi.	66	115	1.74
Haliburton, Sac.-Ind	77	134	1.74
VanVleet, Tor.	65	111	1.71
Smart, Bos.	71	119	1.68
Jones, N.O.	78	130	1.67
Holiday, Mil.	67	108	1.61
Ball, Cha.	75	119	1.59

BLOCKS PER GAME

PLAYER, TEAM	G	BLK	AVG
Jackson, Mem.	78	177	2.27
R. Williams, Bos.	61	134	2.20
Gobert, Utah	66	137	2.08
Robinson, N.Y.	72	132	1.83
Poeltl, S.A.	68	118	1.74
Mobley, Cle.	69	115	1.67
Bamba, Orl.	71	118	1.66
Whiteside, Utah	65	103	1.58
Embiid, Phi.	68	99	1.46
Gafford, Was.	72	99	1.38

MINUTES PER GAME

PLAYER, TEAM	G	MIN	AVG
Siakam, Tor.	68	2578	37.9
VanVleet, Tor.	65	2462	37.9
Harden, Bkn.-Phi.	65	2420	37.2
DeRozan, Chi.	76	2743	36.1
Tatum, Bos.	76	2731	35.9
Garland, Cle.	68	2430	35.7
Bridges, Cha.	80	2837	35.5
Doncic, Dal.	65	2301	35.4
Barnes, Tor.	74	2617	35.4
Maxey, Phi.	75	2650	35.3

MINIMUMS FOR THE LEADERS:

Scoring Average: 70% Games (58 in 82-game season)
 Rebounds Per Game: 70% Games (58 in 82-game season)
 Field Goal Percentage: 300 FG Made
 Free Throw Percentage: 125 FT Made
 3-Point FG Percentage: 82 3-Pt. FG Made
 Assists Per Game: 70% Games (58 in 82-game season)
 Steals Per Game: 70% Games (58 in 82-game season)
 Blocks Per Game: 70% Games (58 in 82-game season)
 Minutes Per Game: 70% Games (58 in 82-game season)

2021-22 NBA INDIVIDUAL ROOKIE LEADERS

SCORING AVERAGE

PLAYER, TEAM	G	FG	FT	PTS	AVG
Cunningham, Det.	64	429	142	1114	17.4
Green, Hou.	67	406	188	1157	17.3
Barnes, Tor.	74	459	158	1134	15.3
F. Wagner, Orl.	79	456	189	1197	15.2
Mobley, Cle.	69	422	167	1034	15.0
Duarte, Ind.	55	268	90	720	13.1
Giddey, OKC.	54	281	56	674	12.5
Suggs, Orl.	48	198	126	564	11.8
Mitchell, Sac.	75	352	56	861	11.5
Mann, OKC.	60	231	65	625	10.4
Hyland, Den.	69	230	107	698	10.1
Washington, Ind.	48	173	46	473	9.9
Taylor, Ind.	33	135	36	318	9.6
Sengun, Hou.	72	249	165	692	9.6
Jones, N.O.	78	274	137	742	9.5
Kuminga, G.S.	70	236	130	652	9.3
Dosunmu, Chi.	77	278	53	679	8.8
Thomas, Bkn.	67	218	87	570	8.5
Wiggins, OKC.	50	156	62	416	8.3
Jackson, Ind.	36	116	60	297	8.3

REBOUNDS PER GAME

PLAYER, TEAM	G	OFF	DEF	TOT	AVG
Mobley, Cle.	69	143	427	570	8.3
Giddey, OKC.	54	98	323	421	7.8
Barnes, Tor.	74	195	362	557	7.5
Robinson-Earl, OKC.	49	75	199	274	5.6
Cunningham, Det.	64	58	296	354	5.5
Sengun, Hou.	72	138	255	393	5.5
Yurtseven, Mia.	56	85	209	294	5.3
Taylor, Ind.	33	95	77	172	5.2
Sharpe, Bkn.	32	81	79	160	5.0
F. Wagner, Orl.	79	84	272	356	4.5
Watford, Por.	48	57	142	199	4.1
Jackson, Ind.	36	60	89	149	4.1
Sims, N.Y.	41	61	108	169	4.1
Duarte, Ind.	55	41	185	226	4.1
Jones, N.O.	78	98	198	296	3.8
Edwards, Bkn.	48	43	128	171	3.6
Suggs, Orl.	48	26	145	171	3.6
Wiggins, OKC.	50	51	127	178	3.6
Green, Hou.	67	33	193	226	3.4
Krejci, OKC.	30	18	83	101	3.4

ASSISTS PER GAME

PLAYER, TEAM	G	AST	AVG
Giddey, OKC.	54	345	6.4
Cunningham, Det.	64	356	5.6
Suggs, Orl.	48	209	4.4
Mitchell, Sac.	75	313	4.2
Barnes, Tor.	74	256	3.5
Dosunmu, Chi.	77	256	3.3
F. Wagner, Orl.	79	231	2.9
Alvarado, N.O.	54	152	2.8
Hyland, Den.	69	191	2.8
Green, Hou.	67	176	2.6
Sengun, Hou.	72	185	2.6
Mobley, Cle.	69	174	2.5
Jones, N.O.	78	167	2.1
Duarte, Ind.	55	114	2.1
Johnson, LA-C-Por.	37	76	2.1
Christopher, Hou.	74	150	2.0
Sykes, Ind.	32	62	1.9
Krejci, OKC.	30	57	1.9
Reaves, LA-L	61	110	1.8
Washington, Ind.	48	85	1.8

FIELD GOAL PCT

PLAYER, TEAM	FG	FGA	PCT
Dosunmu, Chi.	278	535	.520
Kuminga, G.S.	236	460	.513
Mobley, Cle.	422	830	.508
Barnes, Tor.	459	932	.492
Jones, N.O.	274	576	.476
Sengun, Hou.	249	525	.474
F. Wagner, Orl.	456	975	.468
Wiggins, Okc.	156	337	.463
Kispert, Was.	234	514	.455
Williams, Mem.	191	424	.450

3-PT FIELD GOAL PCT.

PLAYER, TEAM	3FG	3GA	PCT
Murphy, N.O.	71	186	.382
Grimes, N.Y.	72	189	.381
Washington, Ind.	81	215	.377
Dosunmu, Chi.	70	186	.376
Duarte, Ind.	94	255	.369
Hyland, Den.	131	358	.366
Waters, OKC.	53	146	.363
Mann, OKC.	98	272	.360
F. Wagner, Orl.	96	271	.354
Edwards, Bkn.	48	136	.353

FREE THROW PCT.

PLAYER, TEAM	FT	FTA	PCT
F. Wagner, Orl.	189	219	.863
Hyland, Den.	107	125	.856
Cunningham, Det.	142	168	.845
Jones, N.O.	137	163	.840
Reaves, LA-L	99	118	.839
Thomas, Bkn.	87	105	.829
Duarte, Ind.	90	112	.804
Green, Hou.	188	236	.797
Mann, OKC.	65	82	.793
Suggs, Orl.	126	163	.773

STEALS PER GAME

PLAYER, TEAM	G	STL	AVG
Jones, N.O.	78	130	1.67
Alvarado, N.O.	54	71	1.31
Suggs, Orl.	48	59	1.23
Cunningham, Det.	64	78	1.22
Barnes, Tor.	74	80	1.08
Duarte, Ind.	55	56	1.02
Giddey, OKC.	54	51	0.94
Christopher, Hou.	74	65	0.88
F. Wagner, Orl.	79	68	0.86
Sengun, Hou.	72	59	0.82

BLOCKS PER GAME

PLAYER, TEAM	G	BLK	AVG
Mobley, Cle.	69	115	1.67
Jackson, Ind.	36	52	1.44
Sengun, Hou.	72	68	0.94
Jones, N.O.	78	60	0.77
Barnes, Tor.	74	55	0.74
Cunningham, Det.	64	43	0.67
Watford, Por.	48	28	0.58
Sims, N.Y.	41	22	0.54
Brown, Por.	48	24	0.50
Edwards, Bkn.	48	24	0.50

MINUTES PER GAME

PLAYER, TEAM	G	MIN	AVG
Barnes, Tor.	74	2617	35.4
Mobley, Cle.	69	2331	33.8
Cunningham, Det.	64	2088	32.6
Green, Hou.	67	2138	31.9
Giddey, OKC.	54	1700	31.5
F. Wagner, Orl.	79	2429	30.7
Jones, N.O.	78	2335	29.9
Duarte, Ind.	55	1541	28.0
Mitchell, Sac.	75	2076	27.7
Dosunmu, Chi.	77	2110	27.4

MINIMUMS FOR ROOKIE LEADERS:

Scoring Average: 35% Games (29 in 82-game season)
Rebounds Per Game: 35% Games (29 in 82-game season)
Field Goal Percentage: 150 FG Made
Free Throw Percentage: 75 FT Made
3-Point FG Percentage: 41 3-Pt. FG Made
Assists Per Game: 35% Games (29 in 82-game season)
Steals Per Game: 35% Games (29 in 82-game season)
Blocks Per Game: 35% Games (29 in 82-game season)
Minutes Per Game: 35% Games (29 in 82-game season)

2021-22 TEAM RANKINGS

TEAMS' STATISTICS, RANK WITHIN LEAGUE

	ATL	BOS	BRK	CHA	CHI	CLE	DAL	DEN	DET	GS	HOU	IND	LAC	LAL	MEM	MIA	MIL	MIN	NO	NY	OKC	ORL	PHI	PHO	POR	SAC	SA	TOR	UTA	WAS
Points/game	6	12	9	4	13	25	24	10	28	15	19	14	23	11	2	17	3	1	21	26	30	29	18	5	27	16	8	20	7	22
FG pct.	7	15	4	11	3	9	18	2	29	10	24	17	21	8	19	13	12	22	23	27	30	28	16	1	26	20	14	25	6	5
FT pct.	4	2	6	27	3	21	16	8	13	17	30	19	9	29	28	5	15	14	10	26	24	11	7	7	22	18	25	23	20	12
3-pt FG pct.	2	14	10	6	4	15	19	16	29	8	21	25	3	22	17	1	5	12	27	13	30	28	7	9	23	24	18	20	11	26
Off. Reb./gm	17	11	14	9	29	16	24	25	8	20	21	5	26	23	1	18	15	6	3	4	12t	27	30	19	12t	22	7	2	10	28
Def. Reb./gm	17	4	15	21	22	16	20	9	29	2	28	26	10	12	8	18	1	25	24	11	6	7	19	5	27	23	13	30	3	14
Rebounds/game	20	5	13	12	28	15	24	17	25	7	30	21	19	18	1	22	2	16	11	4	6	14	29	10	27	26	9	8	3	23
Assists/game	15	14	10	1	19	11	25	3	24	5	23	9	16	17	6	8	18	7	13	30	28	20	21	4	26	22	2	29	27	12
Steals/game	21t	19	24t	5	23	26	29	18	10	4	17	24t	15	11t	1	16	13t	3	7	27	13t	28	9	6	8	20	11t	2	21t	30
Turnovers/gm	1	13	17t	10t	6	22	3	26	20	29	30	23	14	27	9	28	12	21	17t	10t	15	25	4	7	24	19	5	2	16	8
Blocks/gm	23	2	5	12	25	24	28	29	14	18	15	4	8t	7	1	30	27	3	26	13	16	20	6	22	21	19	10t	17	10t	8t
Pers.Fouls/gm	7	5	22	18	8	1	14t	20	30	27	26	24	6	21	17	25	3	29	14t	23	4	14t	12	19	28	11	2	13	10	9
DQ/game	11t	2t	21t	26t	18t	11t	7t	4t	29	16t	18t	23t	4t	6	11t	18t	7t	30	23t	26t	14t	23t	14t	26t	16t	7t	7t	21t	1	2t

OPPONENTS' STATISTICS, RANK WITHIN LEAGUE

	ATL	BOS	BRK	CHA	CHI	CLE	DAL	DEN	DET	GS	HOU	IND	LAC	LAL	MEM	MIA	MIL	MIN	NO	NY	OKC	ORL	PHI	PHO	POR	SAC	SA	TOR	UTA	WAS
Points/game	21	1	18	25	16t	5	2	14	22	3	30	26	11	28	12	4	19	24	13	6	15	20	8t	8t	27	29	23	7	10	16t
FG pct.	23	1	7	20	26	8	12	21	25	2	29	30	6	22	10	4	11	16	24	5	13	14	15	3	27	28	19	17	9	18
FT pct.	27	23	25	7	28	15	9	3	19	5	22	29	16	1	13	20	2	21	24	8	12	14	11	6	18	17	10	26	4	30
3-pt FG pct.	25	1	8	23	27	16	4	10	22	3	17	30	7	14	11	2	19	12	26	1	15	24	9	5	28	29	20	18	13	21
Off. Reb./gm	13t	20	27	28	2	19	4	7	16t	6	26	12	30	23	11	5	10	24	1	3	25	18	13t	21	8	22	29	16t	9	15
Def. Reb./gm	11	10	6	26	13	3	17	5	28	8	20	7	23	27	9	2	18	21	4	19	30	29	15	14	22	24	25	12	1	16
Rebounds/game	13	12	15t	27	9	6	11	4	24	5	21	8	28	25	7	2	15t	23	3	10	30	29	17	19	20	22	26	14	1	18
Assists/game	23	1	9	29	17	12	6	22	19	2t	24	18	11	28	16	4	25	27	15	13	26	14	7	2t	30	21	10	20	5	8
Steals/game	5	16t	22	16t	6	28	4	20t	12t	20t	30	24	18	27	7	14	12t	8	11	3	29	23	1	15	26	25	10	2	19	9
Turnovers/gm	27	13	18	4	24	17	23	26	7	8	10	19t	15	11	3	5	25	1	9	28	21	22	19t	6	12	16	14	2	29	30
Blocks/gm	10	11t	21t	11t	24	15	1	17	26	2	28	20	5t	5t	30	4	9	19	16	13t	29	27	13t	3	23	18	21t	25	8	7
Pers.Fouls/gm	6	20	16	18	28	11	10	13	14t	29	1	22	26	9	14t	3	17	2	4	5	30	27	19	24t	21	7	24t	23	8	12
DQ/game	7	4	28t	15t	19t	11t	19t	22t	27	28t	5t	28t	19t	8t	1t	5t	22t	3	13t	8t	15t	11t	13t	22t	15t	1t	26	22t	8t	15t

COMBINATION TEAM/OPPONENT STATISTICS, RANK WITHIN LEAGUE

	ATL	BOS	BRK	CHA	CHI	CLE	DAL	DEN	DET	GS	HOU	IND	LAC	LAL	MEM	MIA	MIL	MIN	NO	NY	OKC	ORL	PHI	PHO	POR	SAC	SA	TOR	UTA	WAS
Pts/game/diff.	14	2	15	16	20	13	8	11	26	5	29	24	18	22	4	6	7	9	21	19	28	27	10	1	30	25	17	12	3	23
Off. Reb. Pct.	16	8	10	14	28	9	24	20	13	18	22	4	27	25	1	12	15	7	3	6	21	30	29	19	17	23	11	2	5	26
Def. Reb. Pct.	16	11	25	28	4	18	8	6	23	2	29	19	30	22	10	9	3	27	7	1	20	12	17	13	15	21	26	24	5	14
Total Reb. Pct.	13	10	19	22	21	11	16	12	18	8	29	6	30	27	1	9	7	17	2	4	23	26	28	15	14	25	20	3	5	24

2021-22 NBA TEAM STATISTICS

TEAMS' STATISTICS (TOTALS)

		FIELD GOALS			3-POINT FGs			FREE THROWS			-----REBOUNDS-----			-----MISCELLANEOUS-----					SCORING		
TEAM	G	MADE	ATT.	PCT.	MADE	ATT.	PCT.	MADE	ATT.	PCT.	OFF.	DEF.	TOT.	AST	PF	DQ	STL	TO	BLK	PTS.	AVG.
Minn.	82	3411	7458	.457	1211	3386	.358	1474	1894	.778	921	2700	3621	2106	1786	23	721	1175	460	9507	115.9
Mem.	82	3571	7739	.461	945	2679	.353	1393	1898	.734	1159	2873	4032	2131	1620	7	800	1082	534	9480	115.6
Milw.	82	3429	7331	.468	1153	3151	.366	1459	1881	.776	841	2990	3831	1960	1494	6	622	1100	326	9470	115.5
Cha.	82	3508	7497	.468	1143	3130	.365	1298	1753	.740	888	2767	3655	2302	1629	13	707	1087	402	9457	115.3
Phoe.	82	3581	7389	.485	951	2616	.364	1303	1635	.797	801	2913	3714	2244	1633	13	702	1060	359	9416	114.8
Atl.	82	3401	7241	.470	1056	2821	.374	1485	1829	.812	823	2783	3606	2017	1534	7	587	972	348	9343	113.9
Utah	82	3327	7067	.471	1192	3308	.360	1470	1916	.767	884	2917	3801	1836	1547	2	587	1149	403	9316	113.6
S.A.	82	3546	7601	.467	925	2626	.352	1262	1673	.754	901	2815	3716	2289	1483	6	626	1043	403	9279	113.2
Bkn.	82	3442	7251	.475	940	2602	.361	1434	1781	.805	844	2796	3640	2071	1670	11	582	1153	448	9258	112.9
Den.	82	3416	7079	.483	1039	2944	.353	1372	1725	.795	752	2865	3617	2279	1639	4	592	1189	305	9243	112.7
LA-L	82	3415	7280	.469	982	2826	.347	1380	1884	.732	782	2826	3608	1967	1654	5	626	1190	425	9192	112.1
Bos.	82	3341	7167	.466	1085	3044	.356	1397	1713	.816	863	2914	3777	2036	1521	3	591	1117	478	9164	111.8
Chi.	82	3422	7127	.480	872	2364	.369	1436	1766	.813	711	2760	3471	1958	1540	10	585	1053	336	9152	111.6
Ind.	82	3398	7338	.463	997	2899	.344	1347	1754	.768	925	2671	3596	2081	1675	12	582	1183	457	9140	111.5
G.S.	82	3323	7087	.469	1176	3231	.364	1280	1665	.769	800	2930	3730	2223	1723	9	719	1221	372	9102	111.0
Sac.	82	3321	7223	.460	937	2722	.344	1466	1908	.768	784	2737	3521	1943	1552	6	588	1156	369	9045	110.3
Miami	82	3246	6954	.467	1114	2936	.379	1416	1753	.808	807	2778	3585	2090	1679	10	606	1194	265	9022	110.0
Phil.	82	3230	6932	.466	950	2608	.364	1605	1955	.821	700	2770	3470	1945	1590	8	633	1027	435	9015	109.9
Hou.	82	3229	7083	.456	1105	3170	.349	1434	2010	.713	786	2660	3446	1932	1692	10	600	1351	382	8997	109.7
Tor.	82	3332	7489	.445	979	2808	.349	1327	1749	.759	1095	2622	3717	1809	1607	11	738	1021	376	8970	109.4
N.O.	82	3294	7212	.457	873	2629	.332	1501	1903	.789	981	2726	3707	2047	1612	12	680	1153	328	8962	109.3
Wash.	82	3327	7056	.472	860	2512	.342	1393	1778	.783	737	2798	3535	2052	1545	3	522	1077	406	8907	108.6
LA-C	82	3285	7170	.458	1047	2802	.374	1273	1606	.793	747	2860	3607	1969	1528	4	608	1126	406	8890	108.4
Dall.	82	3222	6982	.461	1073	3063	.350	1341	1739	.771	759	2769	3528	1918	1612	6	552	1025	325	8858	108.0
Clev.	82	3255	6940	.469	953	2686	.355	1376	1810	.760	837	2786	3623	2064	1433	7	580	1181	343	8839	107.8
N.Y.	82	3088	7069	.437	1082	3029	.357	1473	1980	.744	941	2841	3782	1793	1672	13	570	1087	398	8731	106.5
Port.	82	3161	7144	.442	1043	3017	.346	1346	1771	.760	854	2661	3515	1880	1728	9	657	1187	366	8711	106.2
Det.	82	3129	7267	.431	925	2838	.326	1413	1806	.782	900	2625	3525	1924	1799	15	630	1163	393	8596	104.8
Orl.	82	3139	7240	.434	999	3022	.331	1270	1614	.787	746	2885	3631	1947	1612	12	555	1188	367	8547	104.2
OKC.	82	3141	7310	.430	991	3066	.323	1233	1632	.756	854	2887	3741	1822	1497	8	622	1145	380	8506	103.7

OPPONENTS' STATISTICS (TOTALS)

		FIELD GOALS			3-POINT FGs			FREE THROWS			----- REBOUNDS -----			-----MISCELLANEOUS -----						
TEAM	G	MADE	ATT.	PCT.	MADE	ATT.	PCT.	MADE	ATT.	PCT.	OFF.	DEF.	TOT.	AST	PF	DQ	STL	TO	BLK	PTS.
Atl.	72	41.26	89.14	.463	11.92	34.17	.349	16.93	21.10	.803	9.99	32.67	42.65	24.36	19.75	0.11	7.74	12.31	5.04	111.4
Bos.	72	39.93	85.99	.464	12.85	34.35	.374	18.46	23.50	.785	9.40	33.08	42.49	24.06	19.29	0.07	7.38	14.10	4.64	111.2
Brk.	72	41.90	91.29	.459	13.21	36.21	.365	17.06	22.00	.775	10.46	32.61	43.07	24.01	18.90	0.08	7.64	12.61	4.58	114.1
Cha.	72	41.28	88.14	.468	14.47	39.54	.366	14.36	19.26	.745	10.64	34.54	45.18	27.10	18.61	0.07	8.08	14.75	4.82	111.4
Chi.	72	41.43	87.68	.473	11.51	32.33	.356	17.19	22.22	.774	8.67	33.47	42.14	24.13	17.74	0.07	8.53	12.74	5.06	111.6
Clev.	72	42.00	86.74	.484	12.40	32.42	.383	15.88	20.39	.779	9.89	33.85	43.74	25.39	20.15	0.04	8.51	14.35	5.90	112.3
Dall.	72	40.07	87.07	.460	12.85	35.24	.365	17.19	22.51	.764	9.78	34.17	43.94	22.65	20.08	0.10	7.32	12.61	3.67	110.2
Den.	72	40.04	85.40	.469	12.97	35.69	.363	17.07	22.07	.773	9.06	32.14	41.19	25.89	19.15	0.08	7.50	14.08	4.51	110.1
Det.	72	41.39	86.94	.476	11.35	31.39	.362	16.96	22.32	.760	9.96	34.38	44.33	24.79	20.40	0.14	8.03	13.94	5.82	111.1
G.S.	72	40.24	89.00	.452	12.38	34.46	.359	19.81	25.47	.778	10.68	36.60	47.28	23.76	19.53	0.14	7.88	15.04	4.33	112.7
Hou.	72	42.71	89.04	.480	13.42	35.17	.382	17.86	22.81	.783	9.90	37.68	47.58	25.76	19.28	0.08	8.49	14.65	5.25	116.7
Ind.	72	42.72	91.33	.468	11.50	31.46	.366	18.40	23.54	.782	11.29	35.49	46.78	26.07	18.14	0.07	7.43	14.81	5.29	115.3
LA-C	72	40.10	86.43	.464	11.57	32.51	.356	16.07	20.68	.777	9.15	32.04	41.19	22.92	18.10	0.03	7.08	12.85	4.22	107.8
LA-L	72	39.75	86.40	.460	11.36	32.24	.352	15.89	20.49	.776	8.81	33.22	42.03	24.67	21.25	0.14	8.24	15.21	4.54	106.8
Mem.	72	41.01	88.71	.462	12.86	35.08	.367	17.38	22.06	.788	9.78	34.93	44.71	25.38	18.31	0.10	7.67	14.83	5.24	112.3
Miami	72	39.10	85.24	.459	14.26	39.08	.365	15.58	19.93	.782	9.50	33.39	42.89	25.79	19.64	0.15	7.51	15.07	3.99	108.0
Milw.	72	42.39	92.89	.456	14.83	38.58	.384	14.63	18.75	.780	9.63	33.82	43.44	25.06	18.33	0.06	7.04	13.15	4.83	114.2
Minn.	72	43.03	89.25	.482	13.13	33.50	.392	18.50	23.54	.786	9.97	35.82	45.79	26.83	19.89	0.10	7.64	15.31	5.53	117.7
N.O.	72	41.89	89.32	.469	14.49	38.13	.380	16.63	21.06	.790	8.94	32.86	41.81	25.92	21.31	0.22	7.71	13.35	5.92	114.9
N.Y.	72	37.92	86.24	.440	12.00	35.63	.337	16.89	22.19	.761	9.65	34.42	44.07	23.56	17.86	0.11	6.56	12.75	5.43	104.7
OKC.	72	43.38	91.71	.473	13.58	37.33	.364	15.31	19.81	.773	10.13	36.99	47.11	25.78	18.56	0.04	8.99	13.08	5.25	115.6
Orl.	72	42.21	89.67	.471	13.71	36.79	.373	15.18	19.31	.786	9.78	37.58	47.36	26.03	18.64	0.04	7.61	12.74	5.33	113.3
Phil.	72	39.38	86.93	.453	11.90	33.03	.360	17.40	22.78	.764	9.75	33.17	42.92	23.53	20.96	0.13	7.24	15.58	4.65	108.1
Phoe.	72	40.50	86.78	.467	11.61	32.76	.354	16.85	21.67	.778	9.36	33.35	42.71	22.94	17.97	0.08	6.92	13.63	3.58	109.5
Port.	72	41.76	88.26	.473	12.89	34.64	.372	17.90	22.75	.787	9.86	35.53	45.39	24.92	19.08	0.08	6.11	12.39	4.63	114.3
Sac.	72	43.60	89.42	.488	12.40	32.63	.380	17.82	22.65	.787	10.65	34.57	45.22	25.32	18.72	0.04	7.57	13.72	4.67	117.4
S.A.	72	42.43	89.85	.472	12.29	32.64	.377	15.67	20.68	.758	10.17	37.24	47.40	24.78	18.58	0.06	6.31	13.18	5.13	112.8
Tor.	72	39.01	84.71	.461	13.90	36.68	.379	19.81	24.79	.799	10.00	35.86	45.86	26.00	19.51	0.11	6.63	16.13	5.58	111.7
Utah	72	40.88	91.40	.447	10.88	31.85	.341	14.54	18.94	.768	9.81	32.81	42.61	22.28	18.96	0.08	7.69	11.49	3.92	107.2
Wash.	72	43.10	91.58	.471	12.44	33.68	.369	19.83	25.39	.781	10.25	35.83	46.08	24.47	22.03	0.17	8.15	14.67	4.83	118.5
ONE TEAM -		41.21	88.42	.466	12.70	34.64	.367	16.97	21.82	.778	9.83	34.47	44.30	24.80	19.29	0.09	7.57	13.84	4.87	112.1
BOTH TEAMS-		82.43	176.84	.466	25.40	69.28	.367	33.94	43.64	.778	19.66	68.94	88.60	49.61	38.58	0.19	15.14	27.67	9.75	224.2

2021-22 NBA TEAM STATISTICS

TEAMS' STATISTICS (PER GAME)

TEAM	G	FIELD GOALS			3-POINT FGs			FREE THROWS			-----REBOUNDS-----				-----MISCELLANEOUS-----						
		MADE	ATT.	PCT.	MADE	ATT.	PCT.	MADE	ATT.	PCT.	OFF.	DEF.	TOT.	AST	PF	DQ	STL	TO	BLK	PTS.	
Atl.	72	40.79	87.24	.468	12.43	33.36	.373	19.68	24.24	.812	10.56	35.07	45.63	24.13	19.33	0.03	6.99	13.24	4.75	113.7	
Bos.	72	41.46	88.90	.466	13.60	36.36	.374	16.11	20.78	.775	10.63	33.63	44.25	23.46	20.43	0.04	7.72	14.06	5.32	112.6	
Brk.	72	43.14	87.35	.494	14.17	36.11	.392	18.13	22.54	.804	8.89	35.54	44.43	26.79	19.04	0.08	6.72	13.54	5.26	118.6	
Cha.	72	39.93	87.83	.455	13.68	37.03	.369	15.92	20.90	.761	10.58	33.18	43.76	26.85	18.01	0.01	7.85	14.85	4.78	109.5	
Chi.	72	42.15	88.61	.476	12.56	33.97	.370	13.82	17.47	.791	9.63	35.33	44.96	26.76	18.92	0.04	6.69	15.13	4.22	110.7	
Clev.	72	38.58	85.76	.450	10.00	29.74	.336	16.67	22.42	.743	10.43	32.32	42.75	23.83	18.17	0.10	7.76	15.47	4.51	103.8	
Dall.	72	41.08	87.32	.470	13.81	38.11	.362	16.47	21.17	.778	9.13	34.21	43.33	22.88	19.39	0.11	6.25	12.07	4.32	112.4	
Den.	72	43.25	89.19	.485	12.88	34.19	.377	15.68	19.53	.803	10.53	33.92	44.44	26.85	19.08	0.07	8.08	13.50	4.49	115.1	
Det.	72	38.65	85.58	.452	11.56	32.92	.351	17.75	23.38	.759	9.64	33.07	42.71	24.21	20.51	0.22	7.38	14.93	5.15	106.6	
G.S.	72	41.29	88.15	.468	14.56	38.74	.376	16.57	21.11	.785	7.97	35.06	43.03	27.65	21.19	0.08	8.15	15.00	4.75	113.7	
Hou.	72	39.25	88.50	.444	13.78	40.60	.339	16.51	22.31	.740	9.32	33.28	42.60	23.60	19.54	0.14	7.58	14.72	5.01	108.8	
Ind.	72	43.26	91.21	.474	12.35	33.96	.364	16.43	20.74	.792	9.00	33.67	42.67	27.40	20.18	0.21	8.49	13.54	6.39	115.3	
LA-C	72	41.79	86.69	.482	14.26	34.69	.411	16.17	19.26	.839	9.42	34.74	44.15	24.39	19.21	0.06	7.07	13.19	4.10	114.0	
LA-L	72	40.63	86.07	.472	11.06	31.22	.354	17.24	23.32	.739	9.65	34.58	44.24	24.65	19.13	0.04	7.81	15.21	5.36	109.5	
Mem.	72	42.85	91.78	.467	11.15	31.36	.356	16.44	21.33	.771	11.15	35.32	46.47	26.92	18.74	0.18	9.10	13.29	5.06	113.3	
Miami	72	39.22	83.74	.468	12.94	36.19	.358	16.68	21.11	.790	8.04	33.46	41.50	26.32	18.93	0.11	7.90	14.07	3.97	108.1	
Milw.	72	44.74	91.81	.487	14.42	37.07	.389	16.24	21.38	.760	10.29	37.83	48.13	25.47	17.28	0.06	8.13	13.82	4.64	120.1	
Minn.	72	40.72	90.92	.448	13.11	37.58	.349	17.57	23.08	.761	10.51	33.00	43.51	25.64	20.93	0.15	8.78	14.26	5.53	112.1	
N.O.	72	42.50	89.06	.477	10.58	30.42	.348	19.01	26.08	.729	11.74	35.67	47.40	26.00	17.99	0.08	7.57	14.61	4.38	114.6	
N.Y.	72	39.43	86.46	.456	11.76	30.04	.392	16.40	20.92	.784	9.67	35.47	45.14	21.40	20.46	0.14	7.04	12.94	5.07	107.0	
OKC.	72	38.82	88.03	.441	11.90	35.13	.339	15.46	21.33	.725	9.93	35.67	45.60	22.06	18.13	0.10	7.00	16.14	4.39	105.0	
Orl.	72	38.25	89.21	.429	10.89	31.78	.343	16.61	21.43	.775	10.38	35.07	45.44	21.82	17.18	0.06	6.89	12.83	4.42	104.0	
Phil.	72	41.40	86.90	.476	11.26	30.13	.374	19.57	25.50	.767	10.03	35.03	45.06	23.69	20.22	0.07	9.10	14.44	6.21	113.6	
Phoe.	72	43.31	88.29	.490	13.06	34.58	.378	15.61	18.71	.834	8.75	34.19	42.94	26.93	19.08	0.07	7.18	12.53	4.33	115.3	
Port.	72	41.29	91.08	.453	15.72	40.82	.385	17.81	21.64	.823	10.64	33.90	44.54	21.26	18.92	0.04	6.89	11.10	5.04	116.1	
Sac.	72	42.60	88.64	.481	12.14	33.33	.364	16.40	22.01	.745	9.36	32.04	41.40	25.50	19.44	0.13	7.54	13.38	4.97	113.7	
S.A.	72	41.86	90.53	.462	9.94	28.42	.350	17.42	22.00	.792	9.29	34.57	43.86	24.43	17.96	0.04	7.01	11.40	5.08	111.1	
Tor.	72	39.71	88.65	.448	14.46	39.32	.368	17.39	21.33	.815	9.44	32.14	41.58	24.10	21.19	0.17	8.58	13.22	5.40	111.3	
Utah	72	41.26	88.11	.468	16.74	43.03	.389	17.15	21.47	.799	10.63	37.63	48.25	23.65	18.54	0.04	6.58	14.21	5.15	116.4	
Wash.	72	43.17	90.93	.475	10.18	29.00	.351	20.13	26.17	.769	9.68	35.51	45.19	25.49	21.60	0.13	7.33	14.40	4.13	116.6	

OPPONENTS' STATISTICS (PER GAME)

TEAM		FIELD GOALS			3-POINT FGs			FREE THROWS			-----REBOUNDS-----				-----MISCELLANEOUS-----						
		MADE	ATT.	PCT.	MADE	ATT.	PCT.	MADE	ATT.	PCT.	OFF.	DEF.	TOT.	AST	PF	DQ	STL	TO	BLK	PTS.	
Atl.	72	41.26	89.14	.463	11.92	34.17	.349	16.93	21.10	.803	9.99	32.67	42.65	24.36	19.75	0.11	7.74	12.31	5.04	111.4	
Bos.	72	39.93	85.99	.464	12.85	34.35	.374	18.46	23.50	.785	9.40	33.08	42.49	24.06	19.29	0.07	7.38	14.10	4.64	111.2	
Brk.	72	41.90	91.29	.459	13.21	36.21	.365	17.06	22.00	.775	10.46	32.61	43.07	24.01	18.90	0.08	7.64	12.61	4.58	114.1	
Cha.	72	41.28	88.14	.468	14.47	39.54	.366	14.36	19.26	.745	10.64	34.54	45.18	27.10	18.61	0.07	8.08	14.75	4.82	111.4	
Chi.	72	41.43	87.68	.473	11.51	32.33	.356	17.19	22.22	.774	8.67	33.47	42.14	24.13	17.74	0.07	8.53	12.74	5.06	111.6	
Clev.	72	42.00	86.74	.484	12.40	32.42	.383	15.88	20.39	.779	9.89	33.85	43.74	25.39	20.15	0.04	8.51	14.35	5.90	112.3	
Dall.	72	40.07	87.07	.460	12.85	35.24	.365	17.19	22.51	.764	9.78	34.17	43.94	22.65	20.08	0.10	7.32	12.61	3.67	110.2	
Den.	72	40.04	85.40	.469	12.97	35.69	.363	17.07	22.07	.773	9.06	32.14	41.19	25.89	19.15	0.08	7.50	14.08	4.51	110.1	
Det.	72	41.39	86.94	.476	11.35	31.39	.362	16.96	22.32	.760	9.96	34.38	44.33	24.79	20.40	0.14	8.03	13.94	5.82	111.1	
G.S.	72	40.24	89.00	.452	12.38	34.46	.359	19.81	25.47	.778	10.68	36.60	47.28	23.76	19.53	0.14	7.88	15.04	4.33	112.7	
Hou.	72	42.71	89.04	.480	13.42	35.17	.382	17.86	22.81	.783	9.90	37.68	47.58	25.76	19.28	0.08	8.49	14.65	5.25	116.7	
Ind.	72	42.72	91.33	.468	11.50	31.46	.366	18.40	23.54	.782	11.29	35.49	46.78	26.07	18.14	0.07	7.43	14.81	5.29	115.3	
LA-C	72	40.10	86.43	.464	11.57	32.51	.356	16.07	20.68	.777	9.15	32.04	41.19	22.92	18.10	0.03	7.08	12.85	4.22	107.8	
LA-L	72	39.75	86.40	.460	11.36	32.24	.352	15.89	20.49	.776	8.81	33.22	42.03	24.67	21.25	0.14	8.24	15.21	4.54	106.8	
Mem.	72	41.01	88.71	.462	12.86	35.08	.367	17.38	22.06	.788	9.78	34.93	44.71	25.38	18.31	0.10	7.67	14.83	5.24	112.3	
Miami	72	39.10	85.24	.459	14.26	39.08	.365	15.58	19.93	.782	9.50	33.39	42.89	25.79	19.64	0.15	7.51	15.07	3.99	108.0	
Milw.	72	42.39	92.89	.456	14.83	38.58	.384	14.63	18.75	.780	9.63	33.82	43.44	25.06	18.33	0.06	7.04	13.15	4.83	114.2	
Minn.	72	43.03	89.25	.482	13.13	33.50	.392	18.50	23.54	.786	9.97	35.82	45.79	26.83	19.89	0.10	7.64	15.31	5.53	117.7	
N.O.	72	41.89	89.32	.469	14.49	38.13	.380	16.63	21.06	.790	8.94	32.86	41.81	25.92	21.31	0.22	7.71	13.35	5.92	114.9	
N.Y.	72	37.92	86.24	.440	12.00	35.63	.337	16.89	22.19	.761	9.65	34.42	44.07	23.56	17.86	0.11	6.56	12.75	5.43	104.7	
OKC.	72	43.38	91.71	.473	13.58	37.33	.364	15.31	19.81	.773	10.13	36.99	47.11	25.78	18.56	0.04	8.99	13.08	5.25	115.6	
Orl.	72	42.21	89.67	.471	13.71	36.79	.373	15.18	19.31	.786	9.78	37.58	47.36	26.03	18.64	0.04	7.61	12.74	5.33	113.3	
Phil.	72	39.38	86.93	.453	11.90	33.03	.360	17.40	22.78	.764	9.75	33.17	42.92	23.53	20.96	0.13	7.24	15.58	4.65	108.1	
Phoe.	72	40.50	86.78	.467	11.61	32.76	.354	16.85	21.67	.778	9.36	33.35	42.71	22.94	17.97	0.08	6.92	13.63	3.58	109.5	
Port.	72	41.76	88.26	.473	12.89	34.64	.372	17.90	22.75	.787	9.86	35.53	45.39	24.92	19.08	0.08	6.11	12.39	4.63	114.3	
Sac.	72	43.60	89.42	.488	12.40	32.63	.380	17.82	22.65	.787	10.65	34.57	45.22	25.32	18.72	0.04	7.57	13.72	4.67	117.4	
S.A.	72	42.43	89.85	.472	12.29	32.64	.377	15.67	20.68	.758	10.17	37.24	47.40	24.78	18.58	0.06	6.31	13.18	5.13	112.8	
Tor.	72	39.01	84.71	.461	13.90	36.68	.379	19.81	24.79	.799	10.00	35.86	45.86	26.00	19.51	0.11	6.63	16.13	5.58	111.7	
Utah	72	40.88	91.40	.447	10.88	31.85	.341	14.54	18.94	.768	9.81	32.81	42.61	22.28	18.96	0.08	7.69	11.49	3.92	107.2	
Wash.	72	43.10	91.58	.471	12.44	33.68	.369	19.83	25.39	.781	10.25	35.83	46.08	24.47	22.03	0.17	8.15	14.67	4.83	118.5	
ONE TEAM -		41.21	88.42	.466	12.70	34.64	.367	16.97	21.82	.778	9.83	34.47	44.30	24.80	19.29	0.09	7.57	13.84	4.87	112.1	
BOTH TEAMS-		82.43	176.84	.466	25.40	69.28	.367	33.94	43.64	.778	19.66	68.94	88.60	49.61	38.58	0.19	15.14	27.67	9.75	224.2	

2021-22 NBA TEAM STATISTICS

Points-in-the-Paint / Per Game / Points by Team

Team	In Paint	Per Game	Percent of Total	Total Points	Games	Total/Game
Memphis	4718	57.537	49.768	9480	82	115.610
San Antonio	4366	53.244	47.052	9279	82	113.159
Charlotte	4212	51.366	44.538	9457	82	115.329
Indiana	4074	49.683	44.573	9140	82	111.463
Phoenix	4074	49.683	43.267	9416	82	114.829
Denver	4038	49.244	43.687	9243	82	112.098
L.A. Lakers	4034	49.195	43.886	9192	82	112.098
Washington	4020	49.024	45.133	8907	82	108.622
Sacramento	4014	48.951	44.378	9045	82	110.305
Houston	4008	48.878	44.548	8997	82	109.720
New Orleans	3964	48.341	44.231	8962	82	109.293
Cleveland	3960	48.293	44.801	8839	82	107.793
Utah	3922	47.829	42.100	9316	82	113.610
Minnesota	3906	47.634	41.086	9507	82	115.939
Toronto	3862	47.098	43.055	8970	82	109.390
Oklahoma City	3842	46.854	45.168	8506	82	103.732
Boston	3812	46.488	41.598	9164	82	111.756
Brooklyn	3762	45.878	40.635	9258	82	112.902
Chicago	3754	45.780	41.018	9152	82	111.610
Atlanta	3740	45.610	40.030	9343	82	113.939
Detroit	3732	45.512	43.416	8596	82	104.829
Orlando	3726	45.439	43.594	8547	82	104.232
Milwaukee	3686	44.951	38.923	9470	82	115.488
Philadelphia	3682	44.902	40.843	9015	82	109.939
Golden State	3660	44.634	40.211	9102	82	111.000
Portland	3586	43.732	41.166	8711	82	106.232
L.A. Clippers	3550	43.293	39.933	8890	82	108.415
Miami	3526	43.000	39.082	9022	82	110.024
Dallas	3514	42.854	39.670	8858	82	108.024
New York	3402	41.488	38.965	8731	82	106.476
TOTALS	116146	47.214	42.683	272115	2460	110.616

Points-in-the-Paint / Percentage of Total Points / Points by Team

Team	In Paint	Per Game	Percent of Total	Total Points	Games	Total/Game
Memphis	4718	57.537	49.768	9480	82	115.610
San Antonio	4366	53.244	47.052	9279	82	113.159
Oklahoma City	3842	46.854	45.168	8506	82	103.732
Washington	4020	49.024	45.133	8907	82	108.622
Cleveland	3960	48.293	44.801	8839	82	107.793
Indiana	4074	49.683	44.573	9140	82	111.463
Houston	4008	48.878	44.548	8997	82	109.720
Charlotte	4212	51.366	44.538	9457	82	115.329
Sacramento	4014	48.951	44.378	9045	82	110.305
New Orleans	3964	48.341	44.231	8962	82	109.293
L.A. Lakers	4034	49.195	43.886	9192	82	112.098
Denver	4038	49.244	43.687	9243	82	112.098
Orlando	3726	45.439	43.594	8547	82	104.232
Detroit	3732	45.512	43.416	8596	82	104.829
Phoenix	4074	49.683	43.267	9416	82	114.829
Toronto	3862	47.098	43.055	8970	82	109.390
Utah	3922	47.829	42.100	9316	82	113.610
Boston	3812	46.488	41.598	9164	82	111.756
Portland	3586	43.732	41.166	8711	82	106.232
Minnesota	3906	47.634	41.086	9507	82	115.939
Chicago	3754	45.780	41.018	9152	82	111.610
Philadelphia	3682	44.902	40.843	9015	82	109.939
Brooklyn	3762	45.878	40.635	9258	82	112.902
Golden State	3660	44.634	40.211	9102	82	111.000
Atlanta	3740	45.610	40.030	9343	82	113.939
L.A. Clippers	3550	43.293	39.933	8890	82	108.415
Dallas	3514	42.854	39.670	8858	82	108.024
Miami	3526	43.000	39.082	9022	82	110.024
New York	3402	41.488	38.965	8731	82	106.476
Milwaukee	3686	44.951	38.923	9470	82	115.488
TOTALS	232292	47.214	42.683	544230	4920	110.616

Fast-Break Points / Per Game / Points by Team

Team	In Paint	Per Game	Percent of Total	Total Points	Games	Total/Game
Memphis	1453	17.720	15.327	9480	82	115.610
Charlotte	1334	16.268	14.106	9457	82	115.329
Toronto	1299	15.841	14.482	8970	82	109.390
Minnesota	1247	15.207	13.117	9507	82	115.939
L.A. Lakers	1213	14.793	13.196	9192	82	112.098
New Orleans	1170	14.268	13.055	8962	82	109.293
Golden State	1132	13.805	12.437	9102	82	111.000
Brooklyn	1125	13.720	12.152	9258	82	112.902
San Antonio	1116	13.610	12.027	9279	82	113.159
Denver	1106	13.488	11.966	9243	82	112.098
Indiana	1088	13.268	11.904	9140	82	111.463
Milwaukee	1078	13.146	11.383	9470	82	115.488
Chicago	1045	12.744	11.418	9152	82	111.610
Phoenix	1024	12.488	10.875	9416	82	114.829
Portland	1019	12.427	11.698	8711	82	106.232
Philadelphia	1001	12.207	11.104	9015	82	109.939
Houston	1000	12.195	11.115	8997	82	109.720
L.A. Clippers	972	11.854	10.934	8890	82	108.415
Sacramento	962	11.732	10.636	9045	82	110.305
Cleveland	915	11.159	10.352	8839	82	107.793
Boston	907	11.061	9.897	9164	82	111.756
Miami	890	10.854	9.865	9022	82	110.024
Orlando	886	10.805	10.366	8547	82	104.232
Oklahoma City	872	10.634	10.252	8506	82	103.732
New York	870	10.610	9.964	8731	82	106.476
Detroit	859	10.476	9.993	8596	82	104.829
Utah	830	10.122	8.909	9316	82	113.610
Dallas	821	10.012	9.268	8858	82	108.024
Washington	802	9.780	9.004	8907	82	108.622
Atlanta	796	9.707	8.520	9343	82	113.939
TOTALS	30832	12.533	11.331	272115	2460	110.616

Points-in-the-Paint / Per Game / Points by Opponents

Team	In Paint	Per Game	Percent of Total	Total Points	Games	Total/Game
Miami	3378	41.195	39.020	8657	82	105.573
Boston	3484	42.488	40.668	8567	82	104.476
New York	3540	43.171	40.499	8741	82	106.598
Milwaukee	3578	43.634	38.912	9195	82	112.134
Golden State	3594	43.829	41.559	8648	82	105.463
Orlando	3636	44.341	39.509	9203	82	112.232
Toronto	3694	45.049	42.063	8782	82	107.098
Phoenix	3706	45.195	42.109	8801	82	107.329
New Orleans	3714	45.293	41.070	9043	82	110.280
Utah	3714	45.293	42.104	8821	82	107.573
Minnesota	3778	46.073	40.663	9291	82	113.305
Cleveland	3820	46.585	44.085	8665	82	105.671
Philadelphia	3828	46.683	43.495	8801	82	107.329
Dallas	3864	47.122	44.998	8587	82	104.720
Brooklyn	3872	47.220	42.114	9194	82	112.122
Memphis	3886	47.390	43.111	9014	82	109.927
Portland	3896	47.512	41.276	9439	82	115.110
Oklahoma City	3902	47.585	42.552	9170	82	111.829
Atlanta	3936	48.000	42.713	9215	82	112.378
Charlotte	3942	48.073	41.843	9421	82	114.890
Washington	3952	48.195	43.031	9184	82	112.000
Chicago	4054	49.439	44.142	9184	82	112.000
Detroit	4068	49.610	44.078	9229	82	112.549
Denver	4084	49.805	45.107	9054	82	110.415
L.A. Clippers	4102	50.024	46.152	8888	82	108.390
San Antonio	4116	50.195	44.406	9269	82	113.037
Sacramento	4208	51.317	44.327	9493	82	115.768
Indiana	4222	51.488	44.796	9425	82	114.939
L.A. Lakers	4224	51.512	44.736	9442	82	115.146
Houston	4354	53.098	44.924	9692	82	118.195
TOTALS	348438	47.214	42.683	816345	7380	110.616

Points-in-the-Paint / Percentage of Total Points / Points by Opponents

Team	In Paint	Per Game	Percent of Total	Total Points	Games	Total/Game
Milwaukee	3578	43.634	38.912	9195	82	112.134
Miami	3378	41.195	39.020	8657	82	105.573
Orlando	3636	44.341	39.509	9203	82	112.232
New York	3540	43.171	40.499	8741	82	106.598
Minnesota	3778	46.073	40.663	9291	82	113.305
Boston	3484	42.488	40.668	8567	82	104.476
New Orleans	3714	45.293	41.070	9043	82	110.280
Portland	3896	47.512	41.276	9439	82	115.110
Golden State	3594	43.829	41.559	8648	82	105.463
Charlotte	3942	48.073	41.843	9421	82	114.890
Toronto	3694	45.049	42.063	8782	82	107.098
Utah	3714	45.293	42.104	8821	82	107.573
Phoenix	3706	45.195	42.109	8801	82	107.329
Brooklyn	3872	47.220	42.114	9194	82	112.122
Oklahoma City	3902	47.585	42.552	9170	82	111.829
Atlanta	3936	48.000	42.713	9215	82	112.378
Washington	3952	48.195	43.031	9184	82	112.000
Memphis	3886	47.390	43.111	9014	82	109.927
Philadelphia	3828	46.683	43.495	8801	82	107.329
Detroit	4068	49.610	44.078	9229	82	112.549
Cleveland	3820	46.585	44.085	8665	82	105.671
Chicago	4054	49.439	44.142	9184	82	112.000
Sacramento	4208	51.317	44.327	9493	82	115.768
San Antonio	4116	50.195	44.406	9269	82	113.037
L.A. Lakers	4224	51.512	44.736	9442	82	115.146
Indiana	4222	51.488	44.796	9425	82	114.939
Houston	4354	53.098	44.924	9692	82	118.195
Dallas	3864	47.122	44.998	8587	82	104.720
Denver	4084	49.805	45.107	9054	82	110.415
L.A. Clippers	4102	50.024	46.152	8888	82	108.390
TOTALS	464584	47.214	42.683	1088460	9840	110.616

Fast-Break Points / Percentage of Total Points / Points by Team

Team	Fast Break	Per Game	Percent of Total	Total Points	Games	Total/Game
Washington	767	9.354	8.351	9184	82	112.000
Oklahoma City	881	10.744	9.607	9170	82	111.829
Detroit	902	11.000	9.774	9229	82	112.549
New Orleans	920	11.220	10.174	9043	82	110.280
Milwaukee	945	11.524	10.277	9195	82	112.134
San Antonio	965	11.768	10.411	9269	82	113.037
Phoenix	930	11.341	10.567	8801	82	107.329
New York	927	11.305	10.605	8741	82	106.598
Chicago	987	12.037	10.747	9184	82	112.000
Orlando	997	12.159	10.833	9203	82	112.232
Atlanta	1001	12.207	10.863	9215	82	112.378
Toronto	956	11.659	10.886	8782	82	107.098
Boston	947	11.549	11.054	8567	82	104.476
Utah	979	11.939	11.099	8821	82	107.573
Denver	1026	12.512	11.332	9054	82	110.415
Dallas	982	11.976	11.436	8587	82	104.720
Cleveland	998	12.171	11.518	8665	82	105.671
Miami	998	12.171	11.528	8657	82	105.573
Sacramento	1098	13.390	11.566	9493	82	115.768
Indiana	1096	13.366	11.629	9425	82	114.939
Golden State	1009	12.305	11.667	8648	82	105.463
L.A. Clippers	1063	12.963	11.960	8888	82	108.390
Memphis	1081	13.183	11.992	9014	82	109.927
Charlotte	1140	13.902	12.101	9421	82	114.890
Portland	1176	14.341	12.459	9439	82	115.110
Brooklyn	1146	13.976	12.465	9194	82	112.122
Minnesota	1159	14.134	12.474	9291	82	113.305
L.A. Lakers	1234	15.049	13.069	9442	82	115.146
Houston	1293	15.768	13.341	9692	82	118.195
Philadelphia	1229	14.988	13.964	8801	82	107.329
TOTALS	123328	12.533	11.331	1088460	9840	110.616

2021-22 NBA TEAM STATISTICS

Fast-Break Points / Per Game / Points by Opponents

Team	Fast Break	Per Game	Percent of Total	Total Points	Games	Total/Game
Washington	767	9.354	8.351	9184	82	112.000
Oklahoma City	881	10.744	9.607	9170	82	111.829
Detroit	902	11.000	9.774	9229	82	112.549
New Orleans	920	11.220	10.174	9043	82	110.280
New York	927	11.305	10.605	8741	82	106.598
Phoenix	930	11.341	10.567	8801	82	107.329
Milwaukee	945	11.524	10.277	9195	82	112.134
Boston	947	11.549	11.054	8567	82	104.476
Toronto	956	11.659	10.886	8782	82	107.098
San Antonio	965	11.768	10.411	9269	82	113.037
Utah	979	11.939	11.099	8821	82	107.573
Dallas	982	11.976	11.436	8587	82	104.720
Chicago	987	12.037	10.747	9184	82	112.000
Orlando	997	12.159	10.833	9203	82	112.232
Cleveland	998	12.171	11.518	8665	82	105.671
Miami	998	12.171	11.528	8657	82	105.573
Atlanta	1001	12.207	10.863	9215	82	112.378
Golden State	1009	12.305	11.667	8648	82	105.463
Denver	1026	12.512	11.332	9054	82	110.415
L.A. Clippers	1063	12.963	11.960	8888	82	108.390
Memphis	1081	13.183	11.992	9014	82	109.927
Indiana	1096	13.366	11.629	9425	82	114.939
Sacramento	1098	13.390	11.566	9493	82	115.768
Charlotte	1140	13.902	12.101	9421	82	114.890
Brooklyn	1146	13.976	12.465	9194	82	112.122
Minnesota	1159	14.134	12.474	9291	82	113.305
Portland	1176	14.341	12.459	9439	82	115.110
Philadelphia	1229	14.988	13.964	8801	82	107.329
L.A. Lakers	1234	15.049	13.069	9442	82	115.146
Houston	1293	15.768	13.341	9692	82	118.195
TOTALS	92496	12.533	11.331	816345	7380	110.616

Second-Chance Points / Percentage of Total Points / Points by Team

Team	2nd Chance	Per Game	Percent of Total	Total Points	Games	Total/Game
Memphis	1531	18.671	16.150	9480	82	115.610
Toronto	1350	16.463	15.050	8970	82	109.390
New Orleans	1237	15.085	13.803	8962	82	109.293
New York	1186	14.463	13.584	8731	82	106.476
Indiana	1204	14.683	13.173	9140	82	111.463
Utah	1223	14.915	13.128	9316	82	113.610
Houston	1166	14.220	12.960	8997	82	109.720
Detroit	1113	13.573	12.948	8596	82	104.829
Portland	1117	13.622	12.823	8711	82	106.232
Minnesota	1214	14.805	12.770	9507	82	115.939
San Antonio	1172	14.293	12.631	9279	82	113.159
Brooklyn	1124	13.707	12.141	9258	82	112.902
Orlando	1018	12.415	11.911	8547	82	104.232
Sacramento	1075	13.110	11.885	9045	82	110.305
Charlotte	1107	13.500	11.706	9457	82	115.299
Milwaukee	1108	13.512	11.700	9470	82	115.488
Cleveland	1032	12.585	11.676	8839	82	107.793
Boston	1066	13.000	11.632	9164	82	111.756
Miami	1040	12.683	11.527	9022	82	110.024
Oklahoma City	973	11.866	11.439	8506	82	103.732
Golden State	1037	12.644	11.393	9102	82	111.000
Denver	1033	12.598	11.176	9243	82	112.720
Washington	973	11.866	10.924	8907	82	108.622
L.A. Lakers	998	12.171	10.857	9192	82	112.098
Atlanta	1002	12.220	10.725	9343	82	113.939
Phoenix	994	12.122	10.556	9416	82	114.829
Philadelphia	932	11.366	10.338	9015	82	109.939
Dallas	901	10.988	10.172	8858	82	108.024
L.A. Clippers	893	10.890	10.045	8890	82	108.415
Chicago	909	11.085	9.932	9152	82	111.610
TOTALS	65456	13.304	12.027	544230	4920	110.616

Fast-Break Points / Percentage of Total Points / Points by Opponents

Team	Fast Break	Per Game	Percent of Total	Total Points	Games	Total/Game
Washington	767	9.354	8.351	9184	82	112.000
Oklahoma City	881	10.744	9.607	9170	82	111.829
Detroit	902	11.000	9.774	9229	82	112.549
New Orleans	920	11.220	10.174	9043	82	110.280
Milwaukee	945	11.524	10.277	9195	82	112.134
San Antonio	965	11.768	10.411	9269	82	113.037
Phoenix	930	11.341	10.567	8801	82	107.329
New York	927	11.305	10.605	8741	82	106.598
Chicago	987	12.037	10.747	9184	82	112.000
Orlando	997	12.159	10.833	9203	82	112.232
Atlanta	1001	12.207	10.863	9215	82	112.378
Toronto	956	11.659	10.886	8782	82	107.098
Boston	947	11.549	11.054	8567	82	104.476
Utah	979	11.939	11.099	8821	82	107.573
Denver	1026	12.512	11.332	9054	82	110.415
Dallas	982	11.976	11.436	8587	82	104.720
Cleveland	998	12.171	11.518	8665	82	105.671
Miami	998	12.171	11.528	8657	82	105.573
Sacramento	1098	13.390	11.566	9493	82	115.768
Indiana	1096	13.366	11.629	9425	82	114.939
Golden State	1009	12.305	11.667	8648	82	105.463
L.A. Clippers	1063	12.963	11.960	8888	82	108.390
Memphis	1081	13.183	11.992	9014	82	109.927
Charlotte	1140	13.902	12.101	9421	82	114.890
Portland	1176	14.341	12.459	9439	82	115.110
Brooklyn	1146	13.976	12.465	9194	82	112.122
Minnesota	1159	14.134	12.474	9291	82	113.305
L.A. Lakers	1234	15.049	13.069	9442	82	115.146
Houston	1293	15.768	13.341	9692	82	118.195
Philadelphia	1229	14.988	13.964	8801	82	107.329
TOTALS	123328	12.533	11.331	1088460	9840	110.616

Second-Chance Points / Per Game / Points by Opponents

Team	2nd Chance	Per Game	Percent of Total	Total Points	Games	Total/Game
Denver	931	11.354	10.283	9054	82	110.415
New York	1005	12.256	11.498	8741	82	106.598
Cleveland	1025	12.500	11.829	8665	82	105.671
Boston	1029	12.549	12.011	8567	82	104.476
Detroit	1031	12.573	11.171	9229	82	112.549
Miami	1033	12.598	11.933	8657	82	105.573
Washington	1035	12.622	11.270	9184	82	112.000
New Orleans	1036	12.634	11.456	9043	82	110.280
Golden State	1038	12.659	12.003	8648	82	105.463
Chicago	1040	12.683	11.324	9184	82	112.000
Atlanta	1050	12.805	11.394	9215	82	112.378
Milwaukee	1054	12.854	11.463	9195	82	112.134
Memphis	1064	12.976	11.804	9014	82	109.927
Utah	1064	12.976	12.062	8821	82	107.573
Philadelphia	1065	12.988	12.101	8801	82	107.329
Portland	1066	13.000	11.294	9439	82	115.110
Dallas	1077	13.134	12.542	8587	82	104.720
Orlando	1096	13.366	11.909	9203	82	112.232
L.A. Lakers	1097	13.378	11.618	9442	82	115.146
Indiana	1111	13.549	11.788	9425	82	114.939
Phoenix	1115	13.598	12.669	8801	82	107.329
Brooklyn	1127	13.744	12.258	9194	82	112.122
Toronto	1138	13.878	12.958	8782	82	107.098
Oklahoma City	1148	14.000	12.519	9170	82	111.829
Minnesota	1162	14.171	12.507	9291	82	113.305
Houston	1201	14.646	12.392	9692	82	118.195
San Antonio	1215	14.817	13.108	9269	82	113.037
Sacramento	1216	14.829	12.809	9493	82	115.768
Charlotte	1226	14.951	13.013	9421	82	114.890
L.A. Clippers	1233	15.037	13.873	8888	82	108.390
TOTALS	98184	13.304	12.027	816345	7380	110.616

Second-Chance Points / Per Game / Points by Team

Team	2nd Chance	Per Game	Percent of Total	Total Points	Games	Total/Game
Memphis	1531	18.671	16.150	9480	82	115.610
Toronto	1350	16.463	15.050	8970	82	109.390
New Orleans	1237	15.085	13.803	8962	82	109.293
Utah	1223	14.915	13.128	9316	82	113.610
Minnesota	1214	14.805	12.770	9507	82	115.939
Indiana	1204	14.683	13.173	9140	82	111.463
New York	1186	14.463	13.584	8731	82	106.476
San Antonio	1172	14.293	12.631	9279	82	113.159
Houston	1166	14.220	12.960	8997	82	109.720
Brooklyn	1124	13.707	12.141	9258	82	112.902
Portland	1117	13.622	12.823	8711	82	106.232
Detroit	1113	13.573	12.948	8596	82	104.829
Milwaukee	1108	13.512	11.700	9470	82	115.488
Charlotte	1107	13.500	11.706	9457	82	115.299
Sacramento	1075	13.110	11.885	9045	82	110.305
Boston	1066	13.000	11.632	9164	82	111.756
Miami	1040	12.683	11.527	9022	82	110.024
Golden State	1037	12.644	11.393	9102	82	111.000
Denver	1033	12.598	11.176	9243	82	112.720
Cleveland	1032	12.585	11.676	8839	82	107.793
Orlando	1018	12.415	11.911	8547	82	104.232
Atlanta	1002	12.220	10.725	9343	82	113.939
L.A. Lakers	998	12.171	10.857	9192	82	112.098
Phoenix	994	12.122	10.556	9416	82	114.829
Oklahoma City	973	11.866	11.439	8506	82	103.732
Washington	973	11.866	10.924	8907	82	108.622
Philadelphia	932	11.366	10.338	9015	82	109.939
Chicago	909	11.085	9.932	9152	82	111.610
Dallas	901	10.988	10.172	8858	82	108.024
L.A. Clippers	893	10.890	10.045	8890	82	108.415
TOTALS	32728	13.304	12.027	272115	2460	110.616

Second-Chance Points / Percentage of Total Points / Points by Opponents

Team	2nd Chance	Per Game	Percent of Total	Total Points	Games	Total/Game
Denver	931	11.354	10.283	9054	82	110.415
Detroit	1031	12.573	11.171	9229	82	112.549
Washington	1035	12.622	11.270	9184	82	112.000
Portland	1066	13.000	11.294	9439	82	115.110
Chicago	1040	12.683	11.324	9184	82	112.000
Atlanta	1050	12.805	11.394	9215	82	112.378
New Orleans	1036	12.634	11.456	9043	82	110.280
Milwaukee	1054	12.854	11.463	9195	82	112.134
New York	1005	12.256	11.498	8741	82	106.598
L.A. Lakers	1097	13.378	11.618	9442	82	115.146
Indiana	1111	13.549	11.788	9425	82	114.939
Memphis	1064	12.976	11.804	9014	82	109.927
Cleveland	1025	12.500	11.829	8665	82	105.671
Orlando	1096	13.366	11.909	9203	82	112.232
Miami	1033	12.598	11.933	8657	82	105.573
Golden State	1038	12.659	12.003	8648	82	105.463
Boston	1029	12.549	12.011	8567	82	104.476
Utah	1064	12.976	12.062	8821	82	107.573
Philadelphia	1065	12.988	12.101	8801	82	107.329
Brooklyn	1127	13.744	12.258	9194	82	112.122
Houston	1201	14.646	12.392	9692	82	118.195
Minnesota	1162	14.171	12.507	9291	82	113.305
Oklahoma City	1148	14.000	12.519	9170	82	111.829
Dallas	1077	13.134	12.542	8587	82	104.720
Phoenix	1115	13.598	12.669	8801	82	107.329
Sacramento	1216	14.829	12.809	9493	82	115.768
Toronto	1138	13.878	12.958	8782	82	107.098
Charlotte	1226	14.951	13.013	9421	82	114.890
San Antonio	1215	14.817	13.108	9269	82	113.037
L.A. Clippers	1233	15.037	13.873	8888	82	108.390
TOTALS	130912	13.304	12.027	1088460	9840	110.611

2021-22 NBA TEAM STATISTICS

Points off Turnovers / Per Game / Points by Team

Team	PTS Off TO	Per Game	Percent of Total	Total Points	Games	Total/Game
Minnesota	1617	19.720	17.009	9507	82	115.939
Toronto	1563	19.061	17.425	8970	82	109.390
Charlotte	1515	18.476	16.020	9457	82	115.329
Memphis	1507	18.378	15.897	9480	82	115.610
Phoenix	1480	18.049	15.718	9416	82	114.829
Golden State	1452	17.707	15.953	9102	82	111.000
Miami	1411	17.207	15.640	9022	82	110.024
Detroit	1390	16.951	16.170	8596	82	104.829
New Orleans	1361	16.598	15.186	8962	82	109.293
Portland	1355	16.524	15.555	8711	82	106.232
Chicago	1351	16.476	14.762	9152	82	111.610
San Antonio	1344	16.390	14.484	9279	82	113.159
Boston	1337	16.305	14.590	9164	82	111.756
Sacramento	1334	16.268	14.748	9045	82	110.305
Houston	1319	16.085	14.660	8997	82	109.720
L.A. Lakers	1317	16.061	14.328	9192	82	112.098
Cleveland	1305	15.915	14.764	8839	82	107.793
Philadelphia	1292	15.756	14.332	9015	82	109.939
Brooklyn	1285	15.671	13.880	9258	82	112.902
New York	1280	15.610	14.660	8731	82	106.476
Atlanta	1275	15.549	13.647	9343	82	113.939
Denver	1275	15.549	13.794	9243	82	112.720
L.A. Clippers	1258	15.341	14.151	8890	82	108.415
Milwaukee	1241	15.134	13.105	9470	82	115.488
Oklahoma City	1227	14.963	14.425	8506	82	103.732
Dallas	1212	14.780	13.683	8858	82	108.024
Utah	1207	14.720	12.956	9316	82	113.610
Indiana	1189	14.500	13.009	9140	82	111.463
Orlando	1164	14.195	13.619	8547	82	104.232
Washington	1148	14.000	12.889	8907	82	108.622
TOTALS	40011	16.265	14.704	272115	2460	110.616

Points off Turnovers / Percentage of Total Points / Points by Team

Team	PTS Off TO	Per Game	Percent of Total	Total Points	Games	Total/Game
Toronto	1563	19.061	17.425	8970	82	109.390
Minnesota	1617	19.720	17.009	9507	82	115.939
Detroit	1390	16.951	16.170	8596	82	104.829
Charlotte	1515	18.476	16.020	9457	82	115.329
Golden State	1452	17.707	15.953	9102	82	111.000
Memphis	1507	18.378	15.897	9480	82	115.610
Phoenix	1480	18.049	15.718	9416	82	114.829
Miami	1411	17.207	15.640	9022	82	110.024
Portland	1355	16.524	15.555	8711	82	106.232
New Orleans	1361	16.598	15.186	8962	82	109.293
Cleveland	1305	15.915	14.764	8839	82	107.793
Chicago	1351	16.476	14.762	9152	82	111.610
Sacramento	1334	16.268	14.748	9045	82	110.305
Houston	1319	16.085	14.660	8997	82	109.720
New York	1280	15.610	14.660	8731	82	106.476
Boston	1337	16.305	14.590	9164	82	111.756
San Antonio	1344	16.390	14.484	9279	82	113.159
Oklahoma City	1227	14.963	14.425	8506	82	103.732
Philadelphia	1292	15.756	14.332	9015	82	109.939
L.A. Lakers	1317	16.061	14.328	9192	82	112.098
L.A. Clippers	1258	15.341	14.151	8890	82	108.415
Brooklyn	1285	15.671	13.880	9258	82	112.902
Denver	1275	15.549	13.794	9243	82	112.720
Dallas	1212	14.780	13.683	8858	82	108.024
Atlanta	1275	15.549	13.647	9343	82	113.939
Orlando	1164	14.195	13.619	8547	82	104.232
Milwaukee	1241	15.134	13.105	9470	82	115.488
Indiana	1189	14.500	13.009	9140	82	111.463
Utah	1207	14.720	12.956	9316	82	113.610
Washington	1148	14.000	12.889	8907	82	108.622
TOTALS	80022	16.265	14.704	544230	4920	110.616

Points off Turnovers / Per Game / Points by Opponents

Team	PTS Off TO	Per Game	Percent of Total	Total Points	Games	Total/Game
Toronto	1174	14.317	13.368	8782	82	107.098
Memphis	1179	14.378	13.080	9014	82	109.927
Dallas	1182	14.415	13.765	8587	82	104.720
Phoenix	1208	14.732	13.726	8801	82	107.329
Philadelphia	1228	14.976	13.953	8801	82	107.329
Atlanta	1239	15.110	13.445	9215	82	112.378
Boston	1249	15.232	14.579	8567	82	104.476
Chicago	1250	15.244	13.611	9184	82	112.000
New York	1253	15.280	14.335	8741	82	106.598
San Antonio	1260	15.366	13.594	9269	82	113.037
Washington	1263	15.402	13.752	9184	82	112.000
Milwaukee	1279	15.598	13.910	9195	82	112.134
Minnesota	1316	16.049	14.164	9291	82	113.305
New Orleans	1328	16.195	14.685	9043	82	110.280
Charlotte	1337	16.305	14.192	9421	82	114.890
L.A. Clippers	1349	16.451	15.178	8888	82	108.390
Oklahoma City	1349	16.451	14.711	9170	82	111.829
Utah	1350	16.463	15.304	8821	82	107.573
Miami	1369	16.695	15.814	8657	82	105.573
Golden State	1382	16.854	15.981	8648	82	105.463
Orlando	1384	16.878	15.039	9203	82	112.232
Detroit	1387	16.915	15.029	9229	82	112.549
L.A. Lakers	1399	17.061	14.817	9442	82	115.146
Indiana	1401	17.085	14.865	9425	82	114.939
Brooklyn	1417	17.280	15.412	9194	82	112.122
Denver	1420	17.317	15.684	9054	82	110.415
Cleveland	1423	17.354	16.422	8665	82	105.671
Portland	1432	17.463	15.171	9439	82	115.110
Sacramento	1466	17.878	15.443	9493	82	115.768
Houston	1738	21.195	17.932	9692	82	118.195
TOTALS	120033	16.265	14.704	816345	7380	110.616

Points off Turnovers / Percentage of Total Points / Points by Opponents

Team	PTS Off TO	Per Game	Percent of Total	Total Points	Games	Total/Game
Memphis	1179	14.378	13.080	9014	82	109.927
Toronto	1174	14.317	13.368	8782	82	107.098
Atlanta	1239	15.110	13.445	9215	82	112.378
San Antonio	1260	15.366	13.594	9269	82	113.037
Chicago	1250	15.244	13.611	9184	82	112.000
Phoenix	1208	14.732	13.726	8801	82	107.329
Washington	1263	15.402	13.752	9184	82	112.000
Dallas	1182	14.415	13.765	8587	82	104.720
Milwaukee	1279	15.598	13.910	9195	82	112.134
Philadelphia	1228	14.976	13.953	8801	82	107.329
Minnesota	1316	16.049	14.164	9291	82	113.305
Charlotte	1337	16.305	14.192	9421	82	114.890
New York	1253	15.280	14.335	8741	82	106.598
Boston	1249	15.232	14.579	8567	82	104.476
New Orleans	1328	16.195	14.685	9043	82	110.280
Oklahoma City	1349	16.451	14.711	9170	82	111.829
L.A. Lakers	1399	17.061	14.817	9442	82	115.146
Indiana	1401	17.085	14.865	9425	82	114.939
Detroit	1387	16.915	15.029	9229	82	112.549
Orlando	1384	16.878	15.039	9203	82	112.232
Portland	1432	17.463	15.171	9439	82	115.110
L.A. Clippers	1349	16.451	15.178	8888	82	108.390
Utah	1350	16.463	15.304	8821	82	107.573
Brooklyn	1417	17.280	15.412	9194	82	112.122
Sacramento	1466	17.878	15.443	9493	82	115.768
Denver	1420	17.317	15.684	9054	82	110.415
Miami	1369	16.695	15.814	8657	82	105.573
Golden State	1382	16.854	15.981	8648	82	105.463
Cleveland	1423	17.354	16.422	8665	82	105.671
Houston	1738	21.195	17.932	9692	82	118.195
TOTALS	160044	16.265	14.704	1088460	9840	110.616

2021-22 NBA ATTENDANCE

HOME GAMES ATTENDANCE				ROAD GAMES ATTENDANCE		
TEAM	G	TOTAL	AVG	G	TOTAL	AVG
Atlanta Hawks	41	672,742	16,408	40	682,933	17,073
Boston Celtics	41	785,396	19,156	41	720,930	17,584
Brooklyn Nets	41	711,539	17,355	41	715,726	17,457
Charlotte Hornets	41	700,755	17,092	40	700,136	17,503
Chicago Bulls	41	856,148	20,882	40	727,959	18,199
Cleveland Cavaliers	41	758,228	18,493	41	702,513	17,134
Dallas Mavericks	41	809,315	19,739	41	700,772	17,092
Denver Nuggets	41	695,262	16,958	40	674,599	16,865
Detroit Pistons	41	663,556	16,184	41	686,867	16,753
Golden State Warriors	41	740,624	18,064	41	740,187	18,053
Houston Rockets	41	638,977	15,585	41	682,872	16,655
Indiana Pacers	41	588,743	14,360	41	691,096	16,856
Los Angeles Clippers	41	694,005	16,927	40	676,414	16,910
Los Angeles Lakers	41	764,631	18,650	41	745,376	18,180
Memphis Grizzlies	41	646,785	15,775	41	727,354	17,740
Miami Heat	41	804,761	19,628	40	691,795	17,295
Milwaukee Bucks	41	715,581	17,453	41	723,931	17,657
Minnesota Timberwolves	41	657,148	16,028	41	689,275	16,812
New Orleans Pelicans	41	635,941	15,511	39	652,365	16,727
New York Knickerbockers	41	763,484	18,622	40	708,915	17,723
Oklahoma City Thunder	41	610,829	14,898	41	682,160	16,638
Orlando Magic	41	625,401	15,254	41	699,570	17,063
Philadelphia 76ers	41	846,867	20,655	41	680,178	16,590
Phoenix Suns	41	679,252	16,567	40	696,126	17,403
Portland Trail Blazers	41	705,608	17,210	40	662,399	16,560
Sacramento Kings	40	577,583	14,440	41	680,558	16,599
San Antonio Spurs	41	615,588	15,014	40	677,597	16,940
Toronto Raptors	29	547,343	18,874	41	706,580	17,234
Utah Jazz	41	750,546	18,306	40	675,938	16,898
Washington Wizards	41	637,215	15,542	41	696,732	16,993
TOTALS	1217	20,899,853	17,173	1217	20,899,853	17,173





2021-22 NBA HIGHS & LOWS



SINGLE-GAME HIGHS / PLAYERS

Minutes -- 57, Siakam, TOR at MIA, 1/29 (3 OT)
Minutes -- 48, Kalaitzakis, OKC at LAC, 4/10
Field Goals -- 22, Morant, MEM vs. SA, 2/28
FG Attempts -- 37, Durant, BKN vs. NY, 3/13
3-Pt. Field Goals -- 11, (3 times, most recently) Covington, LAC at MIL, 4/1
3-Pt. FG Attempts -- 20, Curry, GS vs. MEM, 10/28 (OT)
3-Pt. FG Attempts -- 19, Curry, GS vs. ATL, 11/8
Free Throws -- 23, Embiid, PHI at NY, 2/27
FT Attempts -- 27, Embiid, PHI at NY, 2/27
Off. Rebounds -- 12, Looney, GS vs. MIN, 11/10
Def. Rebounds -- 21, Sabonis, IND at MIN, 11/29
Rebounds -- 25, Drummond, PHI vs. NY, 11/8
Rebounds -- 25, Sabonis, IND at MIN, 11/29
Assists -- 19, (3 times, most recently) Garland, CLE at PHI, 3/4
Steals -- 8, George, LAC vs. POR, 10/25
Turnovers -- 10, Westbrook, LAL at OKC, 10/27
Blocks -- 8, Gafford, WAS at OKC, 11/26
Blocks -- 8, Robinson, NY vs. MEM, 2/2
Points -- 60, Towns, MIN at SA, 3/14
Points -- 60, Irving, BKN at ORL, 3/15

SINGLE-GAME HIGHS AND LOWS / TEAMS

Field Goals -- 60, Memphis, vs. OKC, 12/2
Fewest Field Goals -- 23, (3 times, most recently) Portland, at MIN, 3/7
FG Attempts -- 120, Sacramento, at LAL, 11/26 (3 OT)
FG Attempts -- 114, San Antonio, at LAC, 12/20
Fewest FG Attempts -- 67, Denver, at DAL, 1/3
Field Goal Pct. -- .687, Dallas, at NO, 12/1
Lowest Field Goal Pct. -- .277, Portland, at MIN, 3/7
3-Pt. Field Goals -- 27, Utah, vs. BOS, 12/3
3-Pt. FG Attempts -- 58, Orlando, vs. MIA, 4/10
3-Pt. FG Pct. -- .630, Toronto, vs. ATL, 2/4
3-Pt. FG Pct. -- .630, L.A. Clippers, vs. LAL, 3/3
Free Throws -- 42, L.A. Lakers, at DEN, 4/10 (OT)
Free Throws -- 39, Philadelphia, at NY, 2/27
Fewest Free Throws -- 3, Charlotte, vs. WAS, 11/17
FT Attempts -- 49, Portland, at DET, 3/21
FT Attempts -- 49, Atlanta, vs. BKN, 4/2
Fewest FT Attempts -- 5, (3 times, most recently) San Antonio, at BOS, 1/5
Free Throw Pct. -- 1.000, Memphis, at GS, 10/28 (OT)
Free Throw Pct. -- 1.000, (36 times, most recently) Boston, at MEM, 4/10
Lowest Free Throw Pct. -- .308, Dallas, vs. SA, 10/28
Off. Rebounds -- 26, Memphis, at MIN, 2/24
Fewest Off. Rebounds -- 1, (5 times, most recently) Orlando, at MEM, 3/5
Def. Rebounds -- 54, Memphis, vs. SAC, 11/28
Def. Rebounds -- 54, L.A. Clippers, at CHA, 1/30
Fewest Def. Rebounds -- 16, New Orleans, vs. DAL, 12/1
Rebounds -- 68, Memphis, vs. SAC, 11/28
Rebounds -- 68, Utah, vs. CHA, 12/20
Fewest Rebounds -- 25, Sacramento, at GS, 2/3
Assists -- 41, (3 times, most recently) Memphis, vs. NO, 4/9
Fewest Assists -- 8, Toronto, at NO, 2/14
Personal Fouls -- 34, Denver, vs. LAL, 4/10 (OT)
Personal Fouls -- 34, Detroit, vs. POR, 3/21
Personal Fouls -- 34, Houston, vs. SAC, 3/30
Fewest Personal Fouls -- 8, Oklahoma City, at GS, 10/30
Fewest Personal Fouls -- 8, Cleveland, vs. UTA, 12/5
Steals -- 21, L.A. Clippers, vs. POR, 10/25
Turnovers -- 30, New Orleans, at MIN, 10/23
Turnovers -- 30, Portland, at LAC, 10/25
Fewest Turnovers -- 2, Atlanta, at CLE, 12/31
Blocks -- 16, Memphis, vs. NY, 3/11
Points -- 158, Charlotte, at IND, 1/26
Fewest Points -- 75, (3 times, most recently) Sacramento, at BOS, 1/25

2021-22 NBA AWARD WINNERS

Kia NBA Finals Most Valuable Player Award:

KIA NBA Most Valuable Player Award: Nikola Jokic, Denver Nuggets

Kia NBA Rookie of the Year Award: Scottie Barnes, Toronto Raptors

Kia NBA Most Improved Player: Ja Morant, Memphis Grizzlies

Kia NBA Defensive Player of the Year Award: Marcus Smart, Boston Celtics

Kia NBA Sixth Man Award: Tyler Herro, Miami Heat

NBA Coach of the Year: Monty Williams, Phoenix Suns

NBA Basketball Executive Of the Year: Zach Kleiman, Memphis Grizzlies

Twyman-Stokes Teammate of the Year: Jrue Holiday, Milwaukee Bucks

NBA Sportsmanship Award: Patty Mills, Brooklyn Nets

Kareem Abdul-Jabbar Social Justice Champion: Reggie Bullock, Dallas Mavericks

NBA Hustle Award: Marcus Smart, Boston Celtics

ALL NBA TEAM

2021-22 ALL-NBA FIRST TEAM

POSITION	PLAYER, TEAM	1ST TEAM VOTES (5 POINTS)	2ND TEAM VOTES (3 POINTS)	3RD TEAM VOTES (1 POINT)	TOTAL POINTS	ALL-NBA SELECTIONS
Forward	Giannis Antetokounmpo, Milwaukee	100	0	0	500	6 (four 1st, two 2nd)
Guard	Luka Doncic, Dallas	88	12	0	476	3 (three 1st)
Center	Nikola Jokic, Denver	88	12	0	476	4 (three 1st, one 2nd)
Guard	Devon Booker, Phoenix	82	16	2	460	1 (one 1st)
Forward	Jayson Tatum, Boston	49	47	4	390	2 (one 1st, one 3rd)

2021-22 ALL-NBA SECOND TEAM

POSITION	PLAYER, TEAM	1ST TEAM VOTES (5 POINTS)	2ND TEAM VOTES (3 POINTS)	3RD TEAM VOTES (1 POINT)	TOTAL POINTS	ALL-NBA SELECTIONS
Center	Joel Embiid, Philadelphia	57	43	0	414	4 (four 2nd)
Guard	Ja Morant, Memphis	13	76	8	301	1 (one 2nd)
Forward	Kevin Durant, Brooklyn	10	68	22	276	10 (six 1st, four 2nd)
Guard	Stephen Curry, Golden State	9	69	22	274	8 (four 1st, three 2nd, one 3rd)
Forward	DeMar DeRozan, Chicago	2	39	57	184	3 (two 2nd, one 3rd)

2021-22 ALL-NBA THIRD TEAM

POSITION	PLAYER, TEAM	1ST TEAM VOTES (5 POINTS)	2ND TEAM VOTES (3 POINTS)	3RD TEAM VOTES (1 POINT)	TOTAL POINTS	ALL-NBA SELECTIONS
Center	Karl-Anthony Towns Minnesota	0	38	60	174	2 (two 3rd)
Forward	LeBron James, L.A. Lakers	2	35	54	169	18 (13 1st, three 2nd, two 3rd)
Guard	Chris Paul, Phoenix	0	16	66	114	11 (four 1st, five 2nd, two 3rd)
Guard	Trae Young, Atlanta	0	11	77	110	1 (one 3rd)
Forward	Pascal Siakam, Toronto	0	7	42	63	2 (one 2nd, one 3rd)

ALL NBA DEFENSIVE TEAM

2021-22 NBA ALL-DEFENSIVE FIRST TEAM

POSITION	PLAYER, TEAM	1ST TEAM VOTES (2 POINTS)	2ND TEAM VOTES (1 POINT)	TOTAL POINTS	ALL-DEFENSIVE SELECTIONS
Guard	Marcus Smart, Boston	99	0	198	3 (three 1st)
Guard	Mikal Bridges, Phoenix	95	3	193	1 (one 1st)
Center	Rudy Gobert, Utah	76	19	171	6 (six 1st)
Forward	Giannis Antetokounmpo, Milwaukee	63	30	156	5 (four 1st, one 2nd)
Forward	Jaren Jackson Jr. Memphis	55	43	153	1 (one 1st)

2021-22 NBA ALL-DEFENSIVE SECOND TEAM

POSITION	PLAYER, TEAM	1ST TEAM VOTES (2 POINTS)	2ND TEAM VOTES (1 POINT)	TOTAL POINTS	ALL-DEFENSIVE SELECTIONS
Forward	Bam Adebayo, Miami	57	38	152	3 (three 2nd)
Guard	Jrue Holiday, Milwaukee	24	41	89	2 (two 1st, two 2nd)
Guard	Matisse Thybulle, Philadelphia	8	71	87	2 (two 2nd)
Center	Robert Williams III, Boston	3	64	70	1 (one 2nd)
Forward	Draymond Green, Golden State	5	24	34	7 (four 1st, three 2nd)

NBA ALL-ROOKIE TEAM

2021-22 NBA ALL-ROOKIE FIRST TEAM

PLAYER, TEAM	1ST TEAM VOTES (2 POINTS)	2ND TEAM VOTES (1 POINT)	TOTAL POINTS
Scottie Barnes, Toronto	100	0	200
Cade Cunningham, Detroit	100	0	200
Evan Mobley, Cleveland	100	0	200
Franz Wagner, Boston	84	15	183
Jalen Green, Houston	58	42	158

2021-22 NBA ALL-ROOKIE SECOND TEAM

PLAYER, TEAM	1ST TEAM VOTES (2 POINTS)	2ND TEAM VOTES (1 POINT)	TOTAL POINTS
Herbert Jones, New Orleans	32	59	123
Josh Giddey, Oklahoma	24	74	122
Bones Hyland, Denver	0	81	81
Ayo Dosunmu, Chicago	2	71	75
Chris Duarte, Indiana	0	52	52

2021-22 NBA AWARD WINNERS

2021-22 MONTHLY AWARD WINNERS

Players of the Month

March & April: Giannis Antetokounmpo, Milwaukee Bucks (Eastern); Nikola Jokic, Denver Nuggets (Western)

February: DeMar DeRozan, Chicago Bulls (Eastern); Luka Doncic, Dallas Mavericks (Western)

January: Joel Embiid, Philadelphia 76ers (Eastern); Nikola Jokic, Denver Nuggets (Western)

December: Joel Embiid, Philadelphia 76ers (Eastern); Donovan Mitchell, Utah Jazz (Western)

October/November: Kevin Durant, Brooklyn Nets (Eastern); Stephen Curry, Golden State (Western)

Coaches of the Month

March & April: Ime Udoka, Boston Celtics (Eastern); Jason Kidd, Dallas Mavericks (Western)

February: Ime Udoka, Boston Celtics (Eastern); Quin Snyder, Utah Jazz (Western)

January: J.B. Bickerstaff, Cleveland Cavaliers (Eastern); Monty Williams, Phoenix Suns (Western)

December: Erik Spoelstra, Miami Heat (Eastern); Taylor Jenkins, Memphis Grizzlies (Western)

October/November: Billy Donovan, Chicago Bulls (Eastern); Monty Williams, Phoenix Suns (Western)

Rookies of the Month

March & April: Scottie Barnes, Toronto Raptors (Eastern); Jalen Green, Houston Rockets (Western)

February: Scottie Barnes, Toronto Raptors (Eastern); Josh Giddey, Oklahoma City Thunder (Western)

January: Cade Cunningham, Detroit Pistons (Eastern); Josh Giddey, Oklahoma City Thunder (Western)

December: Franz Wagner, Orlando Magic (Eastern); Josh Giddey, Oklahoma City Thunder (Western)

October/November: Evan Mobley, Cleveland Cavaliers (Eastern); Josh Giddey, Oklahoma City Thunder (Western)

2021-22 WEEKLY AWARD WINNERS

Week 23: Apr. 4-10

Eastern Conference: Joel Embiid, Philadelphia 76ers

Western Conference: Luka Doncic, Dallas Mavericks

Week 22: Mar. 28-Apr. 3

Eastern Conference: Trae Young, Atlanta Hawks

Western Conference: Nikola Jokic, Denver Nuggets

Week 21: Mar. 21-27

Eastern Conference: Jayson Tatum, Boston Celtics

Western Conference: Devin Booker, Phoenix Suns

Week 20: Mar. 14-20

Eastern Conference: Jayson Tatum, Boston Celtics

Western Conference: Karl-Anthony Towns, Minnesota Timberwolves

Week 19: Mar. 7-13

Eastern Conference: Kevin Durant, Brooklyn Nets

Western Conference: Luka Doncic, Dallas Mavericks

Week 18: Feb. 28-Mar. 6

Eastern Conference: Jayson Tatum, Boston Celtics

Western Conference: Karl-Anthony Towns, Minnesota Timberwolves

Week 17: Feb. 7-13

Eastern Conference: DeMar DeRozan, Chicago Bulls

Western Conference: Luka Doncic, Dallas Mavericks

Week 16: Jan. 31-Feb. 6

Eastern Conference: Pascal Siakam, Toronto Raptors

Western Conference: Brandon Ingram, New Orleans Pelicans

Week 15: Jan. 24-30

Eastern Conference: Joel Embiid, Philadelphia 76ers

Western Conference: Chris Paul, Phoenix Suns

Week 14: Jan. 17-23

Eastern Conference: Trae Young, Atlanta Hawks

Western Conference: Nikola Jokic, Denver Nuggets

Week 13: Jan. 10-16

Eastern Conference: Darius Garland, Cleveland Cavaliers

Western Conference: Devin Booker, Phoenix Suns

Week 12: Jan. 3-9

Eastern Conference: Fred VanVleet, Toronto Raptors

Western Conference: Ja Morant Memphis, Grizzlies

Week 11: Dec. 27-Jan. 2

Eastern Conference: DeMar DeRozan, Chicago Bulls

Western Conference: Ja Morant Memphis, Grizzlies

Week 10: Dec. 20-26

Eastern Conference: Kemba Walker, New York Knicks

Western Conference: Shai Gilgeous-Alexander, Oklahoma City Thunder

Week 9: Dec. 13-19

Eastern Conference: Jayson Tatum, Boston Celtics

Western Conference: Karl-Anthony Towns, Minnesota Timberwolves

Week 8: Dec. 6-12

Eastern Conference: Domantas Sabonis, Indiana Pacers

Western Conference: LeBron James, Los Angeles Lakers

Week 7: Nov. 29-Dec. 5

Eastern Conference: DeMar DeRozan, Chicago Bulls

Western Conference: Donovan Mitchell, Utah Jazz

Week 6: Nov. 22-28

Eastern Conference: Trae Young, Atlanta Hawks

Western Conference: Devin Booker Phoenix Suns

Week 5: Nov. 15-21

Eastern Conference: Giannis Antetokounmpo, Milwaukee Bucks

Western Conference: Damian Lillard, Portland Trail Blazers

Week 4: Nov. 8-14

Eastern Conference: Kevin Durant, Brooklyn Nets

Western Conference: Stephen Curry, Golden State Warriors

Week 3: Nov. 1-7

Eastern Conference: Jarrett Allen, Cleveland Cavaliers

Western Conference: Paul George, LA Clippers

Week 2: Oct. 25-Oct. 31

Eastern Conference: Jimmy Butler, Miami Heat

Western Conference: Rudy Gobert, Utah Jazz

Week 1: Oct. 19-Oct. 24

Eastern Conference: Miles Bridges, Charlotte Hornets

Western Conference: Stephen Curry, Golden State Warriors

2022 NBA PLAYOFFS

EASTERN CONFERENCE

WESTERN CONFERENCE

FIRST ROUND

MIAMI vs. Atlanta (Miami won 4-1)
 April 17 ATL 91 at MIA 115
 April 19 ATL 105 at MIA 115
 April 22 MIA 110 at ATL 111
 April 24 MIA 110 at ATL 86
 April 26 ATL 94 at MIA 97

PHOENIX vs. New Orleans (Phoenix won 4-2)
 April 17 NO 99 at PHO 110
 April 19 NO 125 at PHO 114
 April 22 PHO 114 at NO 111
 April 24 PHO 103 at NO 118
 April 26 NO 97 at PHO 112
 April 28 PHO 115 at NO 109

BOSTON vs. Brooklyn (Boston won 4-0)
 April 17 BKN 114 at BOS 115
 April 20 BKN 107 at BOS 114
 April 23 BOS 109 at BKN 103
 April 25 BOS 116 at BKN 112

MEMPHIS vs. Minnesota (Memphis won 4-2)
 April 16 MIN 130 at MEM 117
 April 19 MIN 96 at MEM 124
 April 21 MEM 104 at MIN 95
 April 23 MEM 118 at MIN 119
 April 26 MIN 109 at MEM 111
 April 29 MEM 114 at MIN 106

MILWAUKEE vs. Chicago (Milwaukee won 4-1)
 April 17 CHI 86 at MIL 93
 April 20 CHI 114 at MIL 110
 April 22 MIL 111 at CHI 81
 April 24 MIL 119 at CHI 95
 April 27 CHI 100 at MIL 116

GOLDEN STATE vs. Denver (Golden State won 4-1)
 April 16 DEN 107 at GS 123
 April 18 DEN 106 at GS 126
 April 21 GS 118 at DEN 113
 April 24 GS 121 at DEN 126
 April 27 DEN 98 at GS 102

PHILADELPHIA vs. Toronto (Philadelphia won 4-2)
 April 16 TOR 111 at PHI 131
 April 18 TOR 97 at PHI 112
 April 20 PHI 104 at TOR 101 (OT)
 April 23 PHI 102 at TOR 110
 April 25 TOR 103 at PHI 88
 April 28 PHI 132 at TOR 97

DALLAS vs. Utah (Dallas won 4-2)
 April 16 UTA 99 at DAL 93
 April 18 UTA 104 at DAL 110
 April 21 DAL 126 at UTA 118
 April 23 DAL 99 at UTA 100
 April 25 UTA 77 at DAL 102
 April 28 DAL 98 at UTA 96

CONFERENCE SEMIFINALS

MIAMI vs. Philadelphia (Miami won 4-2)
 May 2 PHI 92 at MIA 106
 May 4 PHI 103 at MIA 119
 May 6 MIA 79 at PHI 99
 May 8 MIA 108 at PHI 116
 May 10 PHI 85 at MIA 120
 May 12 MIA 99 at PHI 90

DALLAS vs. Phoenix (Dallas won 4-3)
 May 2 DAL 114 at PHO 121
 May 4 DAL 109 at PHO 129
 May 6 PHO 94 at DAL 103
 May 8 PHO 101 at DAL 111
 May 10 DAL 80 at PHO 110
 May 12 PHO 86 DAL 113
 May 15 DAL 123 at PHO 90

BOSTON vs. Milwaukee (Boston won 4-3)
 May 1 MIL 101 at BOS 89
 May 3 MIL 86 at BOS 109
 May 7 BOS 101 at MIL 103
 May 9 BOS 116 at MIL 108
 May 11 MIL 110 at BOS 107
 May 13 BOS 108 at MIL 95
 May 15 MIL 81 at BOS 109

MEMPHIS vs. Golden State (Golden State won 4-2)
 May 1 GS 117 at MEM 116
 May 3 GS 117 at MEM 116
 May 7 MEM 112 at GS 142
 May 9 MEM 98 at GS 101
 May 11 GS 95 at MEM 134
 May 13 MEM 96 at GS 110

CONFERENCE FINALS

BOSTON vs. Miami (Boston won 4-2)
 May 17 BOS 107 at MIA 118
 May 19 BOS 127 at MIA 102
 May 21 MIA 109 at BOS 103
 May 23 MIA 82 at BOS 102
 May 25 BOS 93 at MIA 80
 May 27 MIA 111 at BOS 103
 May 29

GOLDEN STATE vs. Dallas (Golden State won 4-1)
 May 18 DAL 87 at GS 112
 May 20 DAL 117 at GS 126
 May 22 GS 109 at DAL 100
 May 24 GS 109 at DAL 119
 May 26 DAL 110 at GS 120

NBA FINALS

GOLDEN STATE vs. Boston (Golden State won 4-2)
 July 6 BOS 120 @ GSW 108
 July 8 BOS 88 @ GSW 107
 July 11 GSW 100 @ BOS 116
 July 14 GSW 107 @ BOS 97
 July 17 BOS 94 @ GSW 104
 July 20 GSW 103 @ BOS 90

2022 NBA PLAYOFF INDIVIDUAL LEADERS

SCORING AVERAGE

PLAYER, TEAM	G	FG	FT	PTS	AVG
Doncic, Dal.	7	96	27	250	35.7
Lillard, Por.	6	62	47	206	34.3
Durant, Bkn.	12	145	88	411	34.3
Mitchell, Utah	10	105	63	323	32.3
Tatum, Bos.	5	47	45	153	30.6
Morant, Mem.	5	55	31	151	30.2
G. Antetokounmpo, Mil.	21	250	121	634	30.2
Beal, Was.	5	56	31	150	30.0
Jokic, Den.	10	116	46	298	29.8
Young, Atl.	16	150	116	461	28.8
Embiid, Phi.	11	101	91	309	28.1
Booker, Pho.	22	212	133	601	27.3
George, LA-C	19	165	130	511	26.9
Brooks, Mem.	5	50	21	129	25.8
Middleton, Mil.	23	198	86	542	23.6
James, LA-L	6	54	14	140	23.3
Irving, Bkn.	9	77	26	204	22.7
Harris, Phi.	12	105	35	261	21.8
McCollum, Por.	6	50	10	124	20.7
Harden, Bkn.	9	51	56	182	20.2

REBOUNDS PER GAME

PLAYER, TEAM	G	FG	FT	PTS	AVG
G. Antetokounmpo, Mil	21	59	210	269	12.8
Gobert, Utah	11	43	92	135	12.3
Ayton, Pho.	22	67	193	260	11.8
Jokic, Den.	10	37	79	116	11.6
Randle, N.Y.	5	11	47	58	11.6
Capela, Atl.	18	61	140	201	11.2
Drummond, LA-L	5	19	36	55	11.0
Embiid, Phi.	11	16	100	116	10.5
Westbrook, Was.	5	14	38	52	10.4
Nurkic, Por.	6	18	44	62	10.3
Thompson, Bos.	5	29	20	49	9.8
Valanciunas, Mem.	5	20	29	49	9.8
George, LA-C	19	17	166	183	9.6
Adebayo, Mia.	4	14	23	37	9.3
Durant, Bkn.	12	5	106	111	9.3
Collins, Atl.	18	36	121	157	8.7
Harris, Phi.	12	10	92	102	8.5
Simmons, Phi.	12	25	70	95	7.9
Doncic, Dal.	7	4	51	55	7.9
Covington, Por.	6	9	38	47	7.8

ASSISTS PER GAME

PLAYER, TEAM	G	AST	AVG
Westbrook, Was.	5	59	11.8
Doncic, Dal.	7	72	10.3
Lillard, Por.	6	61	10.2
Young, Atl.	16	152	9.5
Simmons, Phi.	12	106	8.8
Holiday, Mil.	23	199	8.7
Harden, Bkn.	9	77	8.6
Paul, Pho.	20	171	8.6
Morant, Mem.	5	41	8.2
James, LA-L	6	48	8.0
Butler, Mia.	4	28	7.0
Smart, Bos.	5	30	6.0
Mitchell, Utah	10	55	5.5
Morris, Den.	10	55	5.5
George, LA-C	19	102	5.4
G. Antetokounmpo, Mil.	21	108	5.1
Middleton, Mil.	23	118	5.1
Jokic, Den.	10	50	5.0
Rose, N.Y.	5	25	5.0
Tatum, Bos.	5	23	4.6

FIELD GOAL PCT

PLAYER, TEAM	FG	FGA	PCT
Gafford, Was.	22	26	.846
Gobert, Utah	60	81	.741
Ayton, Pho.	154	234	.658
Simmons, Phi.	59	95	.621
Hachimura, Was.	29	47	.617
Capela, Atl.	82	136	.603
Thompson, Bos.	20	34	.588
Curry, Phi.	85	147	.578
Leonard, LA-C	122	213	.573
G. Antetokounmpo, Mil.	250	439	.569

3-PT FIELD GOAL PCT.

PLAYER, TEAM	3FG	3GA	PCT
Gasol, LA-L	7	11	.636
Simons, Por.	11	18	.611
Hachimura, Was.	9	15	.600
Curry, Phi.	41	81	.506
Bane, Mem.	6	12	.500
Bjelica, Mia.	4	8	.500
Covington, Por.	11	22	.500
Conley, Utah	18	37	.486
Rose, N.Y.	8	17	.471
O'Neale, Utah	28	60	.467

FREE THROW PCT.

PLAYER, TEAM	FT	FTA	PCT
Herro, Mia.	7	7	1.000
Rose, N.Y.	9	9	1.000
Clarkson, Utah	25	26	.962
Gallinari, Atl.	49	52	.942
Lillard, Por.	47	50	.940
Irving, Bkn.	26	28	.929
Tatum, Bos.	45	49	.918
Anthony, Por.	10	11	.909
Booker, Pho.	133	147	.905
Harden, Bkn.	56	62	.903

STEALS PER GAME

PLAYER, TEAM	G	STL	AVG
Anderson, Mem	5	14	2.80
Harden, Bkn.	9	15	1.67
Holiday, Mil.	23	38	1.65
Bogdanovic, Atl.	18	29	1.61
Gibson, N.Y.	5	8	1.60
Middleton, Mil.	23	35	1.52
Covington, Por.	6	9	1.50
Durant, Bkn.	12	18	1.50
James, LA-L	6	9	1.50
3 tied			1.40

BLOCKS PER GAME

PLAYER, TEAM	G	BLK	AVG
Gobert, Utah	11	23	2.09
Gafford, Was.	5	10	2.00
Davis, LA-L	5	8	1.60
Tatum, Bos.	5	8	1.60
Durant, Bkn.	12	19	1.58
B. Lopez, Mil.	23	34	1.48
Embiid, Phi.	11	16	1.45
Ja. Jackson, Mem.	5	6	1.20
Thompson, Bos.	5	6	1.20
G. Antetokounmpo, Mil.	21	25	1.19

MINUTES PER GAME

PLAYER, TEAM	G	MIN	AVG
Lillard, Por.	6	248	41.3
George, LA-C	19	776	40.9
Morant, Mem.	5	203	40.5
Durant, Bkn.	12	485	40.4
Booker, Pho.	22	889	40.4
Doncic, Dal.	7	281	40.2
Middleton, Mil.	23	922	40.1
McCollum, Por.	6	240	39.9
Holiday, Mil.	23	912	39.6
Beal, Was.	5	195	39.1

2022 NBA PLAYOFF LEADERS

TEAMS' STATISTICS (TOTALS)

		FIELD GOALS		3-POINT FGs		FREE THROWS		----- REBOUNDS -----			-----MISCELLANEOUS-----					SCORING		
TEAM	G	MADE	ATT.	MADE	ATT.	MADE	ATT.	OFF.	DEF.	TOT.	AST	PF	DQ	STL	TO	BLK	PTS.	AVG.
Port.	6	252	530	97	235	116	136	56	194	250	137	139	5	31	71	33	717	119.5
Utah	11	437	926	198	480	214	267	103	363	466	216	237	2	57	148	45	1286	116.9
Phil.	12	510	1029	134	341	241	352	108	428	536	299	276	1	96	154	74	1395	116.3
Mem.	5	221	472	52	158	81	102	56	150	206	110	103	1	40	52	20	575	115.0
Den.	10	421	922	147	385	159	209	117	319	436	249	204	0	61	112	43	1148	114.8
Brk.	12	488	1034	163	427	211	243	99	412	511	271	254	3	85	139	58	1350	112.5
Bos.	5	192	441	64	183	113	137	63	144	207	105	105	0	32	65	35	561	112.2
LA-C	19	743	1557	263	691	371	451	167	615	782	395	370	5	129	203	81	2120	111.6
Milw.	23	968	2095	258	804	343	478	295	831	1126	525	413	2	180	293	97	2537	110.3
Wash.	5	203	443	35	121	109	145	53	164	217	112	120	1	24	67	24	550	110.0
Phoe.	22	900	1871	246	654	352	409	175	764	939	511	434	4	142	262	92	2398	109.0
Atl.	18	701	1562	211	615	300	376	164	599	763	364	382	1	121	224	79	1913	106.3
Dall.	7	274	602	95	245	99	140	72	212	284	145	142	0	39	77	15	742	106.0
Miami	4	141	357	48	143	62	81	36	133	169	86	82	0	29	56	14	392	98.0
LA-L	6	206	498	59	197	114	147	63	196	259	116	123	0	40	83	24	585	97.5
N.Y.	5	172	432	52	152	89	109	59	173	232	93	99	0	29	61	14	485	97.0

OPPONENTS' STATISTICS (TOTALS)

	FIELD GOALS		3-POINT FGs		FREE THROWS		----- REBOUNDS -----			----- MISCELLANEOUS -----					SCORING			
TEAM	MADE	ATT.	MADE	ATT.	MADE	ATT.	OFF.	DEF.	TOT.	AST	PF	DQ	STL	TO	BLK	PTS.	AVG.	DIFF.
N.Y.	188	424	64	178	80	96	40	181	221	103	95	0	24	54	34	520	104.0	-7.0
LA-L	225	491	70	195	104	124	48	203	251	146	126	2	43	75	30	624	104.0	-6.5
Phoe.	839	1906	253	760	369	494	240	719	959	459	408	1	146	259	80	2300	104.5	+4.5
Milw.	911	2006	277	786	320	396	187	765	952	481	462	3	169	303	87	2419	105.2	+5.1
Brk.	468	1067	135	419	203	270	137	404	541	231	223	2	78	155	74	1274	106.2	+6.3
LA-C	747	1621	268	685	281	368	185	609	794	390	405	3	100	222	51	2043	107.5	+4.1
Atl.	717	1567	197	561	309	428	200	622	822	413	366	1	138	231	77	1940	107.8	-1.5
Phil.	474	1053	110	345	247	321	115	398	513	249	286	2	72	150	45	1305	108.8	+7.5
Dall.	273	560	94	252	138	164	62	232	294	158	144	3	48	77	35	778	111.1	-5.1
Utah	472	973	149	382	202	245	110	332	442	235	232	2	87	115	47	1295	117.7	-0.8
Miami	177	378	53	162	67	89	61	175	236	107	80	0	30	60	12	474	118.5	-20.5
Den.	430	875	148	355	195	224	82	350	432	238	203	5	58	115	49	1203	120.3	-5.5
Port.	258	547	91	224	118	146	70	196	266	156	121	0	37	67	27	725	120.8	-1.3
Mem.	211	432	84	207	111	131	49	179	228	115	96	1	26	68	31	617	123.4	-8.4
Bos.	210	423	72	169	125	137	52	156	208	120	117	0	36	57	33	617	123.4	-11.2
Wash.	229	448	57	151	105	149	48	176	224	133	119	0	43	59	36	620	124.0	-14.0
AVG	427	923	133	364	186	236	105	356	461	233	218	2	71	129	47	1172	110.3	---
TOTAL	6829	14771	2122	5831	2974	3782	1686	5697	7383	3734	3483	25	1135	2067	748	18754		

TEAMS' STATISTICS (PER GAME)

TEAM	G	FIELD GOALS			3-POINT FGs			FREE THROWS			----- REBOUNDS -----			-----MISCELLANEOUS -----						
		MADE	ATT.	PCT.	MADE	ATT.	PCT.	MADE	ATT.	PCT.	OFF.	DEF.	TOT.	AST	PF	DQ	STL	TO	BLK	PTS.
Atl.	18	38.94	86.78	.449	11.72	34.17	.343	16.67	20.89	.798	9.11	33.28	42.39	20.22	21.22	0.06	6.72	12.44	4.39	106.
Bos.	5	38.40	88.20	.435	12.80	36.60	.350	22.60	27.40	.825	12.60	28.80	41.40	21.00	21.00	0.00	6.40	13.00	7.00	112.2
Bkn.	12	40.67	86.17	.472	13.58	35.58	.382	17.58	20.25	.868	8.25	34.33	42.58	22.58	21.17	0.25	7.08	11.58	4.83	112.5
Dall.	7	39.14	86.00	.455	13.57	35.00	.388	14.14	20.00	.707	10.29	30.29	40.57	20.71	20.29	0.00	5.57	11.00	2.14	106.0
Den.	10	42.10	92.20	.457	14.70	38.50	.382	15.90	20.90	.761	11.70	31.90	43.60	24.90	20.40	0.00	6.10	11.20	4.30	114.8
LA-C	19	39.11	81.95	.477	13.84	36.37	.381	19.53	23.74	.823	8.79	32.37	41.16	20.79	19.47	0.26	6.79	10.68	4.26	111.6
LA-L	6	34.33	83.00	.414	9.83	32.83	.299	19.00	24.50	.776	10.50	32.67	43.17	19.33	20.50	0.00	6.67	13.83	4.00	97.5
Mem.	5	44.20	94.40	.468	10.40	31.60	.329	16.20	20.40	.794	11.20	30.00	41.20	22.00	20.60	0.20	8.00	10.40	4.00	115.0
Miami	4	35.25	89.25	.395	12.00	35.75	.336	15.50	20.25	.765	9.00	33.25	42.25	21.50	20.50	0.00	7.25	14.00	3.50	98.0
Milw.	23	42.09	91.09	.462	11.22	34.96	.321	14.91	20.78	.718	12.83	36.13	48.96	22.83	17.96	0.09	7.83	12.74	4.22	110.3
N.Y.	5	34.40	86.40	.398	10.40	30.40	.342	17.80	21.80	.817	11.80	34.60	46.40	18.60	19.80	0.00	5.80	12.20	2.80	97.0
Phil.	12	42.50	85.75	.496	11.17	28.42	.393	20.08	29.33	.685	9.00	35.67	44.67	24.92	23.00	0.08	8.00	12.83	6.17	116.3
Phoe.	22	40.91	85.05	.481	11.18	29.73	.376	16.00	18.59	.861	7.95	34.73	42.68	23.23	19.73	0.18	6.45	11.91	4.18	109.0
Port.	6	42.00	88.33	.475	16.17	39.17	.413	19.33	22.67	.853	9.33	32.33	41.67	22.83	23.17	0.83	5.17	11.83	5.50	119.5
Utah	11	39.73	84.18	.472	18.00	43.64	.413	19.45	24.27	.801	9.36	33.00	42.36	19.64	21.55	0.18	5.18	13.45	4.09	116.9
Wash.	5	40.60	88.60	.458	7.00	24.20	.289	21.80	29.00	.752	10.60	32.80	43.40	22.40	24.00	0.20	4.80	13.40	4.80	110.0

OPPONENTS' STATISTICS (PER GAME)

TEAM	G	FIELD GOALS			3-POINT FGs			FREE THROWS			----- REBOUNDS -----			-----MISCELLANEOUS -----						
		MADE	ATT.	PCT.	MADE	ATT.	PCT.	MADE	ATT.	PCT.	OFF.	DEF.	TOT.	AST	PF	DQ	STL	TO	BLK	PTS.
Atl.	18	39.83	87.06	.458	10.94	31.17	.351	17.17	23.78	.722	11.11	34.56	45.67	22.94	20.33	0.06	7.67	12.83	4.28	107.8
Bos.	5	42.00	84.60	.496	14.40	33.80	.426	25.00	27.40	.912	10.40	31.20	41.60	24.00	23.40	0.00	7.20	11.40	6.60	123.4
Bkn.	12	39.00	88.92	.439	11.25	34.92	.322	16.92	22.50	.752	11.42	33.67	45.08	19.25	18.58	0.17	6.50	12.92	6.17	106.2
Dall.	7	39.00	80.00	.488	13.43	36.00	.373	19.71	23.43	.841	8.86	33.14	42.00	22.57	20.57	0.43	6.86	11.00	5.00	111.1
Den.	10	43.00	87.50	.491	14.80	35.50	.417	19.50	22.40	.871	8.20	35.00	43.20	23.80	20.30	0.50	5.80	11.50	4.90	120.3
LA-C	19	39.32	85.32	.461	14.11	36.05	.391	14.79	19.37	.764	9.74	32.05	41.79	20.53	21.32	0.16	5.26	11.68	2.68	107.5
LA-L	6	37.50	81.83	.458	11.67	32.50	.359	17.33	20.67	.839	8.00	33.83	41.83	24.33	21.00	0.33	7.17	12.50	5.00	104.0
Mem.	5	42.20	86.40	.488	16.80	41.40	.406	22.20	26.20	.847	9.80	35.80	45.60	23.00	19.20	0.20	5.20	13.60	6.20	123.4
Miami	4	44.25	94.50	.468	13.25	40.50	.327	16.75	22.25	.753	15.25	43.75	59.00	26.75	20.00	0.00	7.50	15.00	3.00	118.5
Milw.	23	39.61	87.22	.454	12.04	34.17	.352	13.91	17.22	.808	8.13	33.26	41.39	20.91	20.09	0.13	7.35	13.17	3.78	105.2
N.Y.	5	37.60	84.80	.443	12.80	35.60	.360	16.00	19.20	.833	8.00	36.20	44.20	20.60	19.00	0.00	4.80	10.80	6.80	104.0
Phil.	12	39.50	87.75	.450	9.17	28.75	.319	20.58	26.75	.769	9.58	33.17	42.75	20.75	23.83	0.17	6.00	12.50	3.75	108.8
Phoe.	22	34.14	86.64	.440	11.50	34.55	.333	16.77	22.45	.747	10.91	32.68	43.59	20.86	18.55	0.05	6.64	11.77	3.64	104.5
Port.	6	43.00	91.17	.472	15.17	37.33	.406	19.67	24.33	.808	11.67	32.67	44.33	26.00	20.17	0.00	6.17	11.17	4.50	120.8
Utah	11	42.91	88.45	.485	13.55	34.73	.390	18.36	22.27	.824	10.00	30.18	40.18	21.36	21.09	0.18	7.91	10.45	4.27	117.7
Wash.	5	45.80	89.60	.511	11.40	30.20	.377	21.00	29.80	.705	9.60	35.20	44.80	26.60	23.80	0.00	8.60	11.80	7.20	124.0
One Team		40.17	86.89	.462	12.48	34.30	.364	17.49	22.25	.786	8.81	33.51	43.43	21.96	20.49	0.15	6.68	12.16	4.40	110.3
Both Teams		80.34	173.78	.462	24.96	68.60	.364	34.99	44.49	.786	17.61	67.02	86.86	43.93	40.98	0.29	13.35	24.32	8.80	220.3



RECORDS

SACRAMENTO-ERA RECORDS

SACRAMENTO INDIVIDUAL RECORDS (Game records from Sacramento-era contests only — since 1985-86)

MOST POINTS			
Game (+ 20T).....	56	DeMarcus Cousins	vs.Charlotte Jan. 25, 2016
Game.....	48	Kevin Martin	vs. Minnesota Mar. 7, 2008
Half (2nd).....	32	Wayman Tisdale	at Detroit Mar. 6, 1990
Quarter (4th).....	25	Mitch Richmond	at Houston Dec. 15, 1995
Overtime.....	12	Peja Stojakovic	vs.New York Mar. 27, 2001
MOST FIELD GOALS MADE			
Game (+ 10T).....	24	Chris Webber	vs. Indiana Jan. 5, 2001
Game.....	19	Wayman Tisdale	vs. LA Clippers Mar. 23, 1993
Game.....	19	Wayman Tisdale	at Detroit Mar. 6, 1990
Half (2nd).....	15	Wayman Tisdale	at Detroit Mar. 6, 1990
Quarter.....	9	several times	
Overtime.....	4	three times	
MOST FIELD GOALS ATTEMPTED			
Game (+ 10T).....	47	Chris Webber	vs. Indiana Jan. 5, 2001
Game.....	37	Chris Webber	vs. Portland Feb. 20, 2000
Half (2nd).....	23	Chris Webber	vs. Indiana Jan. 5, 2001
Half (2nd).....	23	Mitch Richmond	vs. LA Clippers Apr. 8, 1995
Quarter (4th).....	14	Mitch Richmond	vs. LA Clippers Apr. 8, 1995
Overtime.....	6	several times	
MOST FREE THROWS MADE			
Game (+ 10T).....	23	Kevin Martin	at. Golden State Apr. 1, 2009
Game.....	22	Kevin Martin	vs. Minnesota Mar. 7, 2008
Half (2nd).....	15	Kevin Martin	vs. Minnesota Mar. 7, 2008
Half (2nd).....	15	Reggie Theus	at Utah Jan. 31, 1986
Quarter (4th).....	13	Mitch Richmond	vs. Detroit Jan. 22, 1997
Overtime.....	7	Danny Ainge	vs. Boston Dec. 27, 1989
MOST FREE THROWS ATTEMPTED			
Game (+ 10T).....	26	Kevin Martin	at Golden State Apr. 1, 2009
Game.....	24	Kevin Martin	vs. Minnesota Mar. 7, 2008
Half (2nd).....	18	Reggie Theus	at Utah Jan. 31, 1986
Quarter (4th).....	14	Mitch Richmond	vs. Phoenix Apr. 17, 1996
Overtime.....	8	Brian Grant	vs. Cleveland Mar. 31, 1996
MOST REBOUNDS			
Game (+ 10T).....	26	Chris Webber	vs. Indiana Jan. 5, 2001
Game.....	22	Chris Webber	vs. New Jersey Nov. 23, 1999
Game.....	22	LaSalle Thompson	at LA Clippers Nov. 16, 1988
Half (1st).....	15	DeMarcus Cousins	at Philadelphia Mar. 13, 2015
Half (1st).....	15	Scot Pollard	at Dallas Nov. 29, 2001
Half (2nd).....	15	LaSalle Thompson	at Indiana Jan. 8, 1986
Quarter (3rd).....	11	Vlade Divac	vs. Atlanta Feb. 20, 2001
Quarter (3rd).....	11	Michael Stewart	vs. Portland Dec. 16, 1997
Overtime.....	5	Otis Thorpe	vs. Golden State Apr. 11, 1987
MOST OFFENSIVE REBOUNDS			
Game.....	14	Olden Polynice	at Milwaukee Mar. 11, 1994
Half.....	10	DeMarcus Cousins	vs. Indiana Jan. 18, 2012
Quarter (4th).....	7	Corey Brewer	vs. Houston Apr. 2, 2019
Quarter (3rd).....	7	Vlade Divac	vs. Atlanta Feb. 20, 2001
Overtime.....	4	Otis Thorpe	vs. Golden State Apr. 11, 1987
MOST DEFENSIVE REBOUNDS			
Game.....	19	DeMarcus Cousins	vs. Denver Feb. 19, 2016
Half (2nd).....	14	DeMarcus Cousins	vs. New Orleans Apr. 3, 2015
Quarter (4th).....	9	Chris Webber	vs. New Jersey Nov. 23, 1999
Overtime.....	4	Chris Webber	at Orlando Mar. 13, 2001
Overtime.....	4	Chris Webber	at Golden State Nov. 10, 2000
MOST ASSISTS			
Game (+ 10T).....	20	Rajon Rondo	vs. Charlotte Jan. 25, 2016
Game (+ 20T).....	20	Rajon Rondo	at Charlotte Nov. 23, 2015
Game.....	19	Rajon Rondo	at Oklahoma City Jan. 4, 2016
Half (2nd).....	13	Rajon Rondo	at Oklahoma City Jan. 4, 2016
Half (1st).....	13	Mike Bibby	at Portland Nov. 13, 2003
Half (2nd).....	13	Reggie Theus	at Seattle Feb. 25, 1986
Quarter (1st).....	10	Kenny Smith	vs. Portland Feb. 11, 1988
Overtime.....	3	three times	

SACRAMENTO-ERA RECORDS

MOST THREE-POINT FIELD GOALS MADE

Game.....	11	Buddy Hield	at Boston	Nov. 25, 2019
Half (1st).....	8	Buddy Hield	at Boston	Nov. 25, 2019
Half (2nd).....	8	Harrison Barnes	at Portland	Oct. 20, 2021
Quarter (2nd).....	6	Omri Casspi	at Golden State	Dec. 28, 2015
Quarter (3rd).....	6	Harrison Barnes	at Portland	Oct. 20, 2021
Overtime.....	3	Mahmoud Abdul-Rauf	at Golden State	Apr. 19, 1997

MOST THREE-POINT FIELD GOALS ATTEMPTED

Game.....	21	Buddy Hield	at Boston	Nov. 25, 2019
Half (2nd).....	12	Buddy Hield	at Boston	Nov. 25, 2019
Half (2nd).....	12	Jason Williams	vs. Minnesota	Apr. 23, 1999
Quarter (3rd).....	8	Jason Williams	vs. Minnesota	Apr. 23, 1999
Quarter (3rd).....	8	Buddy Hield	at Boston	Nov. 25, 2019
Overtime.....	3	several times		

MOST PERSONAL FOULS

Game.....	6	several times		
Half.....	6	several times		
Quarter (4th).....	6	Duane Causwell	vs. Minnesota	Jan. 23, 1993
Overtime.....	3	several times		

MOST STEALS

Game.....	8	Doug Christie	at San Antonio	Dec. 8, 2002
Game.....	8	Chris Webber	vs. Utah	Mar. 11, 2001
Game.....	8	Danny Ainge	vs. LA Clippers	Apr. 22, 1989
Half.....	6	three times		
Quarter (3rd).....	6	Randy Brown	at Milwaukee	Jan. 11, 1992
Overtime.....	3	Doug Christie	vs. LA Clippers	Feb. 27, 2001

MOST BLOCKED SHOTS

Game.....	9	Chris Webber	vs. Vancouver	Feb. 7, 1999
Game.....	9	Michael Stewart	vs. LA Clippers	Jan. 6, 1998
Game.....	9	Duane Causwell	vs. Denver	Apr. 18, 1991
Half (2nd).....	8	Michael Stewart	vs. LA Clippers	Jan. 6, 1998
Quarter (3rd).....	6	Michael Stewart	vs. LA Clippers	Jan. 6, 1998
Quarter (3rd).....	6	Duane Causwell	vs. Denver	Apr. 18, 1991
Overtime.....	2	Ed Pinckney	vs. Philadelphia	Nov. 28, 1987

MOST TURNOVERS

Game (+ 1 OT).....	11	Mitch Richmond	at Golden State	Dec. 13, 1997
Game.....	10	Wayman Tisdale	at Denver	Nov. 8, 1989
Half (2nd).....	8	Mitch Richmond	at Golden State	Dec. 13, 1997
Quarter (4th).....	6	Mitch Richmond	at Golden State	Dec. 13, 1997
Overtime.....	2	several times		

SACRAMENTO TEAM RECORDS

MOST POINTS

Game.....	154	vs. Philadelphia	Jan. 2, 1993
Half (1st).....	87	at Portland	Apr. 10, 2019
Quarter (1st).....	49	vs. New Orleans	Aug. 6, 2020
Overtime.....	24	vs. Utah	Mar. 17, 1990

MOST FIELD GOALS MADE

Game.....	61	vs. Philadelphia	Jan. 2, 1993
Half (1st).....	35	vs. San Antonio	Mar. 11, 1986
Quarter.....	19	several times	
Overtime.....	6	several times	

MOST FIELD GOALS ATTEMPTED

Game (+ 30T).....	120	at LA Lakers	Nov. 26, 2021
Game.....	111	at Golden State	Apr. 21, 1993
Half (1st).....	61	at Houston	Mar. 3, 2010
Quarter (4th).....	36	vs. LA Clippers	Mar. 29, 1986
Overtime.....	14	vs. Indiana	Jan. 5, 2001
Overtime.....	14	vs. Golden State	Apr. 11, 1987

MOST FREE THROWS MADE

Game.....	44	vs. Golden State	Apr. 10, 1988
Half (2nd).....	30	at Detroit	Dec. 7, 1985
Quarter (4th).....	22	vs. Utah	Feb. 18, 1994
Overtime.....	14	vs. Utah	Mar. 17, 1990

MOST FREE THROWS ATTEMPTED

Game (+ 10T).....	58	vs. LA Lakers	Jan. 4, 2007
Game.....	57	vs. Utah	Apr. 20, 1997
Half (2nd).....	40	at Detroit	Dec. 7, 1985
Quarter (4th).....	27	vs. Utah	Feb. 18, 1994
Quarter (4th).....	27	vs. Indiana	Nov. 19, 1988
Overtime.....	16	at Golden State	Nov. 10, 2000

SACRAMENTO-ERA RECORDS

MOST REBOUNDS

Game.....	68	vs. Golden State	Jan. 26, 2010
Half (2nd).....	40	vs. Washington	Feb. 14, 1987
Quarter (2nd).....	25	vs. Golden State	Mar. 5, 1989
Overtime.....	9	several times	

MOST OFFENSIVE REBOUNDS

Game.....	32	vs. Portland	Jan. 25, 1986
Half (2nd).....	22	vs. Portland	Jan. 25, 1986
Quarter (3rd).....	15	vs. LA Clippers	Mar. 29, 1986
Overtime.....	7	at Golden State	Apr. 3, 1992

MOST DEFENSIVE REBOUNDS

Game (+ 2OT).....	51	vs. Minnesota	Dec. 26, 2019
Game.....	49	vs. Golden State	Jan. 26, 2010
Half (2nd).....	28	vs. Washington	Feb. 14, 1987
Quarter (3rd).....	18	vs. Washington	Feb. 14, 1987
Overtime.....	7	vs. Memphis	Nov. 2, 2009
Overtime.....	7	at Charlotte	Feb. 22, 2008

MOST ASSISTS

Game.....	42	vs. Boston	Dec. 28, 1996
Game.....	42	vs. San Antonio	Mar. 11, 1986
Half (1st).....	26	vs. San Antonio	Mar. 11, 1986
Quarter (4th).....	16	at Portland	Jan. 26, 1986
Overtime.....	5	at Seattle	Feb. 17, 1999
Overtime.....	5	vs. Golden State	Mar. 31, 1992

MOST THREE-POINT FIELD GOALS MADE

Game.....	22	vs. Charlotte	Nov. 5, 2021
Half (1st).....	15	at LA Clippers	Jan. 30, 2020
Quarter.....	9	five times	
Overtime.....	3	vs. Dallas	Aug. 4, 2020
Overtime.....	3	at Golden State	Apr. 19, 1997

MOST THREE-POINT FIELD GOALS ATTEMPTED

Game.....	51	at Miami	Jan. 20, 2020
Half (1st).....	26	vs. Milwaukee	Mar. 16, 2022
Quarter (4th).....	17	vs. Dallas	Oct. 31, 2021
Overtime.....	6	vs. Portland	Jan. 1, 2019
Overtime.....	6	vs. Portland	Jan. 6, 2007

MOST PERSONAL FOULS

Game.....	41	at Golden State	Nov. 17, 1990
Half (2nd).....	26	at Golden State	Jan. 26, 1996
Quarter (2nd).....	15	at San Antonio	Dec. 16, 1995
Overtime.....	8	vs. LA Lakers	Jan. 4, 2007

MOST DISQUALIFICATIONS

Game.....	3	several times	
-----------	---	---------------	--

MOST STEALS

Game.....	22	vs. Philadelphia	Jan. 2, 1993
Half (1st).....	13	vs. Philadelphia	Jan. 2, 1993
Quarter (2nd).....	8	at Oklahoma City	Nov. 9, 2014
Quarter (2nd).....	8	vs. LA Clippers	Nov. 5, 1995
Quarter (3rd).....	8	three times	
Overtime.....	4	vs. LA Lakers	Apr. 10, 2001

MOST BLOCKED SHOTS

Game.....	17	vs. LA Clippers	Jan. 6, 1998
Half (1st).....	11	vs. Orlando	Apr. 11, 1991
Quarter (3rd).....	8	vs. Chicago	Nov. 27, 2010
Quarter (3rd).....	8	vs. Denver	Apr. 18, 1991
Overtime.....	2	three times	

MOST TURNOVERS

Game.....	34	at LA Clippers	Dec. 4, 1987
Half (2nd).....	20	at Denver	Nov. 8, 1989
Quarter (4th).....	16	at Denver	Nov. 8, 1989
Overtime.....	5	vs. Golden State	Mar. 31, 1992

HIGHEST FIELD GOAL PERCENTAGE

Game.....	.654 (51-78)	vs. Houston	Mar. 20, 2001
-----------	--------------	-------------	---------------

HIGHEST FREE THROW PERCENTAGE

Game.....	1.000	several times	
-----------	-------	---------------	--

SACRAMENTO-ERA RECORDS

OPPONENT INDIVIDUAL RECORDS

MOST POINTS

Game (+ 10T).....	53	Tony Delk	vs. Phoenix	Jan. 2, 2001
Game.....	52	Klay Thompson	at Golden State	Jan. 23, 2015
Half (2nd).....	39	Klay Thompson	at Golden State	Jan. 23, 2015
Quarter (3rd).....	*37	Klay Thompson	at Golden State	Jan. 23, 2015
Overtime.....	12	Derek Anderson	vs. Portland	Jan. 20, 2004
Overtime.....	12	Steve Nash	vs. Dallas	Mar. 16, 2003

MOST FIELD GOALS MADE

Game (+ 10T).....	20	Tony Delk	vs. Phoenix	Jan. 2, 2001
Game.....	20	Nikola Jokic	vs. Denver	Feb. 6, 2021
Game.....	20	Allen Iverson	at Philadelphia	Feb. 6, 2000
Game.....	20	Dale Ellis	at Seattle	Jan. 5, 1989
Game.....	20	Dominique Wilkins	at Atlanta	Feb. 16, 1988
Half (2nd).....	14	Dominique Wilkins	at Atlanta	Feb. 16, 1988
Quarter (3rd).....	+13	Klay Thompson	at Golden State	Jan. 23, 2015
Overtime.....	4	several times		

MOST FIELD GOALS ATTEMPTED

Game.....	40	Allen Iverson	at Philadelphia	Feb. 6, 2000
Half (2nd).....	23	Nikola Jokic	vs. Denver	Feb. 6, 2021
Half (2nd).....	23	Larry Hughes	vs. Golden State	Apr. 13, 2000
Quarter (4th).....	15	D'Angelo Russell	vs. Brooklyn	Mar. 19, 2019
Overtime.....	7	Dwyane Wade	vs. Miami	Dec. 7, 2006
Overtime.....	7	Kobe Bryant	vs. LA Lakers	Jan. 19, 2006

MOST FREE THROWS MADE

Game (+ 10T).....	20	Russell Westbrook	vs. Oklahoma City	Feb. 1, 2009
Game.....	18	Christian Laettner	at Minnesota	Feb. 18, 1993
Half (2nd).....	17	Adrian Dantley	at Detroit	Dec. 10, 1986
Quarter (4th).....	14	Adrian Dantley	at Detroit	Dec. 10, 1986
Overtime.....	7	Monta Ellis	vs. Golden State	Dec. 21, 2010

MOST FREE THROWS ATTEMPTED

Game (+ 10T).....	24	Dwyane Wade	vs. Miami	Jan. 9, 2009
Game.....	24	Giannis Antetokounmpo	at Milwaukee	Feb. 21, 2021
Half (2nd).....	19	Adrian Dantley	at Detroit	Dec. 10, 1986
Quarter (4th).....	15	Adrian Dantley	at Detroit	Dec. 10, 1986
Overtime.....	8	Monta Ellis	vs. Golden State	Dec. 21, 2010

MOST REBOUNDS

Game.....	31	Dennis Rodman	vs. Detroit	Mar. 14, 1992
Half (1st).....	20	Lorenzen Wright	at LA Clippers	Mar. 11, 1999
Quarter (1st).....	13	Hassan Whiteside	at Miami	Oct. 29, 2018
Quarter (1st).....	13	Lorenzen Wright	at LA Clippers	Mar. 11, 1999
Overtime.....	7	Brian Grant	vs. Portland	Mar. 3, 1999

MOST OFFENSIVE REBOUNDS

Game.....	13	Clifford Rozier	at Golden State	Apr. 20, 1995
Half (1st).....	10	three times		
Quarter (1st).....	10	Moses Malone	at Milwaukee	Jan. 11, 1992
Overtime.....	4	Mark Madsen	at Minnesota	Nov. 5, 2003

MOST DEFENSIVE REBOUNDS

Game (+ 10T).....	23	Kevin Garnett	vs. Minnesota	Dec. 5, 2003
Game.....	22	Kevin Garnett	at Minnesota	Feb. 19, 2004
Game.....	22	Ervin Johnson	at Denver	Dec. 18, 1996
Game.....	22	Dennis Rodman	vs. Detroit	Mar. 14, 1992
Half (1st).....	16	Lorenzen Wright	at LA Clippers	Mar. 11, 1999
Quarter (1st).....	11	Hassan Whiteside	at Miami	Oct. 29, 2018
Quarter (3rd).....	11	Kwame Brown	vs. Charlotte	Jan. 25, 2011
Overtime.....	4	several times		

MOST ASSISTS

Game.....	21	Sherman Douglas	at Boston	Dec. 8, 1993
Game.....	21	Nate McMillan	at Seattle	Mar. 31, 1987
Half (1st).....	15	Magic Johnson	at LA Lakers	Feb. 4, 1987
Quarter (1st).....	11	Baron Davis	at Golden State	Nov. 16, 2006
Overtime.....	5	John Stockton	at Utah	Feb. 15, 1999

MOST THREE-POINT FIELD GOALS MADE

Game.....	11	Klay Thompson	at Golden State	Jan. 23, 2015
Game.....	11	J.R. Smith	at Denver	Apr. 13, 2009
Half (2nd).....	9	Klay Thompson	at Golden State	Jan. 23, 2015
Quarter (3rd).....	*9	Klay Thompson	at Golden State	Jan. 23, 2015
Overtime.....	3	Zydrunas Ilgauskas	vs. Cleveland	Dec. 23, 2009

SACRAMENTO-ERA RECORDS

MOST THREE-POINT FIELD GOALS ATTEMPTED

Game.....	22	James Harden	at Houston	Mar. 30, 2019
Half (2nd).....	14	Stephen Curry	vs. Golden State	Jan. 5, 2019
Quarter (4th).....	9	Stephen Curry	vs. Golden State	Jan. 5, 2019
Quarter (3rd).....	9	Klay Thompson	at Golden State	Jan. 23, 2015
Overtime.....	5	Kobe Bryant	vs. LA Lakers	Jan. 19, 2006

MOST PERSONAL FOULS

Game.....	6	several times		
Half (2nd).....	6	four times		
Quarter.....	5	several times		
Overtime.....	4	Nate Robinson	vs. New York	Nov. 16, 2007

MOST STEALS

Game.....	10	Clyde Drexler	at Houston	Nov. 1, 1996
Half (2nd).....	8	Clyde Drexler	at Houston	Nov. 1, 1996
Quarter.....	5	three times		
Overtime.....	2	several times		

MOST BLOCKED SHOTS

Game.....	11	David Robinson	at San Antonio	Dec. 28, 1990
Half.....	7	three times		
Quarter (3rd).....	7	Manute Bol	vs. Philadelphia	Feb. 14, 1991
Quarter (4th).....	7	Hakeem Olajuwon	vs. Houston	Jan. 19, 1988
Overtime.....	3	Elton Brand	at Philadelphia	Mar. 27, 2011

MOST TURNOVERS

Game.....	11	John Wall	at Washington	Nov. 28, 2016
Half (1st).....	8	four times		
Quarter (4th).....	7	Shaquille O'Neal	at LA Lakers	Apr. 14, 2000
Overtime.....	3	Michael Jordan	vs. Chicago	Mar. 23, 1986

* NBA record + ties NBA record

OPPONENT TEAM RECORDS

MOST POINTS

Game.....	155	at Golden State	Mar. 4, 1989
Half (1st).....	88	at Golden State	Nov. 2, 1991
Quarter (3rd).....	57	at Golden State	Mar. 4, 1989
Overtime (2nd).....	19	at LA Clippers	Mar. 5, 2008
Overtime.....	19	at New Orleans	Jan. 8, 2005
Overtime.....	19	vs. Houston	Mar. 4, 1987

MOST FIELD GOALS MADE

Game.....	60	at Denver	Dec. 2, 1987
Half (2nd).....	35	vs. Golden State	Jan. 21, 1989
Quarter (1st).....	21	at Golden State	Nov. 2, 1991
Quarter (3rd).....	21	vs. Golden State	Jan. 21, 1989
Overtime.....	8	at Golden State	Apr. 3, 1992

MOST FIELD GOALS ATTEMPTED

Game.....	118	vs. Portland	Apr. 18, 1989
Game (+ 10T).....	118	vs. Philadelphia	Nov. 28, 1987
Half (2nd).....	63	at LA Clippers	Apr. 2, 1987
Quarter (1st).....	36	vs. Portland	Apr. 18, 1989
Overtime.....	16	at Minnesota	Nov. 5, 2003

MOST FREE THROWS MADE

Game.....	46	at Milwaukee	Feb. 1, 1991
Half (2nd).....	33	at Golden State	Jan. 26, 1996
Quarter (4th).....	20	at Utah	Feb. 3, 2006
Quarter (4th).....	20	at Milwaukee	Feb. 1, 1991
Quarter (4th).....	20	at Dallas	Nov. 2, 1985
Overtime.....	12	vs. Seattle	Apr. 19, 1990

MOST FREE THROWS ATTEMPTED

Game.....	58	at Golden State	Jan. 26, 1996
Game.....	58	at Milwaukee	Feb. 1, 1991
Half (2nd).....	43	at Golden State	Jan. 26, 1996
Quarter (4th).....	25	at Miami	Mar. 6, 2004
Quarter (4th).....	25	vs. Orlando	Feb. 1, 1993
Quarter (4th).....	25	at Milwaukee	Feb. 1, 1991
Overtime.....	14	at Golden State	Dec. 13, 1997
Overtime.....	14	vs. Seattle	Apr. 19, 1990

MOST REBOUNDS

Game (+ 20T).....	67	at Indiana	Nov. 3, 2012
Game.....	68	at Memphis	Nov. 28, 2021
Half (1st).....	40	at Denver	Nov. 8, 1989
Quarter (2nd).....	23	at Denver	Nov. 8, 1989
Quarter (1st).....	23	at LA Clippers	Apr. 9, 2022
Overtime.....	10	three times	

SACRAMENTO-ERA RECORDS

MOST OFFENSIVE REBOUNDS

Game.....	30	vs. Portland	Apr. 23, 1993
Game.....	30	vs. Portland	Apr. 18, 1989
Half.....	19	several times	
Quarter (3rd).....	15	at Washington	Jan. 12, 1987
Overtime.....	7	at Minnesota	Nov. 5, 2003
Overtime.....	7	at Utah	Mar. 7, 2003

MOST DEFENSIVE REBOUNDS

Game.....	54	at Memphis	Nov. 28, 2021
Half (2nd).....	30	vs. Philadelphia	Feb. 9, 2021
Quarter (1st).....	19	at LA Clippers	Apr. 9, 2022
Overtime.....	7	vs. LA Lakers	Apr. 13, 2011
Overtime.....	7	vs. Cleveland	Dec. 23, 2009
Overtime.....	7	vs. Portland	Mar. 3, 1999

MOST ASSISTS

Game.....	47	at Denver	Dec. 2, 1987
Half (1st).....	25	three times	Mar. 9, 2015
Quarter (3rd).....	17	at Boston	Feb. 4, 1990
Overtime.....	6	at Golden State	Apr. 3, 1992
Overtime.....	6	vs. Golden State	Mar. 31, 1992

MOST THREE-POINT FIELD GOALS MADE

Game.....	27	vs. Brooklyn	Feb. 15, 2021
Half (2nd).....	16	vs. Houston	Apr. 2, 2019
Quarter (4th).....	10	vs. Houston	Apr. 2, 2019
Overtime.....	4	at New Orleans	Jan. 8, 2005
Overtime.....	4	vs. Charlotte	Mar. 29, 1996

MOST THREE-POINT FIELD GOALS ATTEMPTED

Game.....	61	vs. Houston	Apr. 2, 2019
Half (2nd).....	34	vs. Houston	Apr. 2, 2019
Quarter (4th).....	18	vs. Houston	Apr. 2, 2019
Overtime.....	8	vs. LA Lakers	Jan. 19, 2006
Overtime.....	8	at Indiana	Dec. 11, 2004

MOST PERSONAL FOULS

Game (+ 10T).....	42	vs. LA Lakers	Jan. 4, 2007
Game.....	40	vs. Seattle	Nov. 9, 1985
Half (2nd).....	25	vs. Golden State	Dec. 7, 1997
Quarter (4th).....	15	vs. Golden State	Dec. 7, 1997
Overtime.....	10	vs. Utah	Mar. 17, 1990

MOST DISQUALIFICATIONS

Game.....	3	several times	
-----------	---	---------------	--

MOST STEALS

Game.....	23	vs. Seattle	Feb. 26, 1993
Half.....	13	several times	
Quarter (4th).....	10	at LA Clippers	Apr. 7, 2012
Overtime.....	3	at Golden State	Jan. 21, 2011
Overtime (2nd).....	3	vs. New York	Nov. 16, 2007

MOST BLOCKED SHOTS

Game.....	17	vs. Oklahoma City	Feb. 9, 2012
Game.....	17	at LA Clippers	Feb. 23, 1993
Half.....	10	three times	
Quarter (4th).....	9	vs. Atlanta	Feb. 20, 2008
Overtime.....	3	at Philadelphia	Mar. 27, 2011
Overtime.....	3	vs. Indiana	Jan. 5, 2001

MOST TURNOVERS

Game.....	32	vs. Phoenix	Apr. 5, 1986
Half (2nd).....	19	vs. Indiana	Nov. 6, 1991
Half (2nd).....	19	vs. San Antonio	Jan. 29, 1987
Quarter (1st).....	13	at Portland	Jan. 8, 1988
Quarter (4th).....	13	vs. San Antonio	Jan. 29, 1987
Overtime.....	5	at Utah	Feb. 13, 2001

HIGHEST FIELD GOAL PERCENTAGE

Game.....	.667 (54-81)	at Milwaukee	Dec. 15, 1985
-----------	--------------	--------------	---------------

FRANCHISE RECORDS

KINGS-ROYALS INDIVIDUAL RECORDS (Records set over 62-year franchise history)

MOST POINTS				
Game	59	Jack Twyman	vs. Minneapolis	Jan. 15, 1960
Half (2nd).....	34	Jack Twyman	vs. Minneapolis	Jan. 15, 1960
Quarter (4th)	25	Mitch Richmond	at Houston	Dec. 15, 1995
MOST FIELD GOALS MADE				
Game (+ 10T).....	24	Chris Webber	vs. Indiana	Jan. 5, 2001
Game	22	Mike Woodson	vs. Houston	Feb. 20, 1983
Game	22	Nate Archibald	vs. Houston	Feb. 13, 1973
Half (2nd).....	15	Wayman Tisdale	at Detroit	Mar. 6, 1990
Quarter	9	several times		
MOST FIELD GOALS ATTEMPTED				
Game (+ 10T).....	47	Chris Webber	vs. Indiana	Jan. 5, 2001
Game (+ 10T).....	47	Jack Twyman	vs. St. Louis	Feb. 28, 1959
Game	44	Jack Twyman	vs. Minneapolis	Jan. 15, 1960
Half	23	three times		
Quarter (2nd).....	15	Jack Twyman	vs. St. Louis	Feb. 28, 1959
MOST FREE THROWS MADE				
Game (+ 10T).....	23	Kevin Martin	at Golden State	Apr. 1, 2009
Game	23	Nate Archibald	vs. Portland	Jan. 21, 1975
Game (+ 10T).....	23	Nate Archibald	vs. Detroit	Feb. 5, 1972
Half (2nd).....	19	Oscar Robertson	at Baltimore	Dec. 27, 1964
Quarter (4th)	13	Mitch Richmond	vs. Detroit	Jan. 22, 1997
Quarter (4th)	13	Oscar Robertson	at Baltimore	Dec. 27, 1964*
MOST FREE THROWS ATTEMPTED				
Game	59	Jack Twyman	vs. Minneapolis	Jan. 15, 1960
Game (+ 10T).....	26	Kevin Martin	at Golden State	Apr. 1, 2009
Game	26	Oscar Robertson	at Baltimore	Dec. 27, 1964
Half (2nd).....	22	Oscar Robertson	at Baltimore	Dec. 27, 1964
Quarter (4th)	16	Oscar Robertson	at Baltimore	Dec. 27, 1964
MOST REBOUNDS				
Game	40	Jerry Lucas	at Philadelphia	Feb. 29, 1964
Half (2nd).....	27	Jerry Lucas	vs. San Francisco	Jan. 28, 1969
Quarter	14	three times		
MOST OFFENSIVE REBOUNDS (not an official NBA statistic until 1973-74)				
Game	14	Olden Polynice	at Milwaukee	Mar. 11, 1994
Half (1st).....	10	DeMarcus Cousins	vs. Indiana	Jan. 18, 2012
Quarter (4th)	7	Corey Brewer	vs. Houston	Apr. 2, 2019
Quarter (3rd)	7	Vlade Divac	vs. Atlanta	Feb. 20, 2001
MOST DEFENSIVE REBOUNDS (not an official NBA statistic until 1973-74)				
Game	20	DeMarcus Cousins	vs. New Orleans	Apr. 3, 2015
Half (2nd).....	14	DeMarcus Cousins	vs. New Orleans	Apr. 3, 2015
Quarter (4th)	9	Chris Webber	vs. New Jersey	Nov. 23, 1999
MOST ASSISTS				
Game	22	Phil Ford	vs. Milwaukee	Feb. 21, 1979
Game	22	Oscar Robertson	vs. Syracuse	Oct. 29, 1961
Game (+ 10T).....	22	Oscar Robertson	vs. New York	Mar. 5, 1966
Half	14	Oscar Robertson	three times	
Quarter (1st).....	10	Kenny Smith	vs. Portland	Feb. 11, 1988
MOST THREE-POINT FIELD GOALS MADE (not an official NBA statistic until 1979-80)				
Game	11	Buddy Hield	at Boston	Nov. 25, 2019
Half (1st).....	8	Buddy Hield	at Boston	Nov. 25, 2019
Half (2nd).....	8	Harrison Barnes	at Portland	Oct. 20, 2021
Quarter (2nd).....	6	Omri Casspi	at Golden State	Dec. 28, 2015
Quarter (3rd)	6	Harrison Barnes	at Portland	Oct. 20, 2021
MOST THREE-POINT FIELD GOALS ATTEMPTED (not an official NBA statistic until 1979-80)				
Game	21	Buddy Hield	at Boston	Nov. 25, 2019
Half (2nd).....	12	Buddy Hield	at Boston	Nov. 25, 2019
Quarter (3rd)	8	Buddy Hield	at Boston	Nov. 25, 2019
Quarter (3rd)	8	Jason Williams	vs. Minnesota	Apr. 23, 1999
MOST PERSONAL FOULS				
Game	6	several times		
Half	6	several times		
Quarter (4th)	6	Duane Causwell	vs. Minnesota	Jan. 23, 1993

FRANCHISE RECORDS

MOST STEALS (not an official NBA statistic until 1973-74)

Game.....	8	Doug Christie	at San Antonio	Dec. 8, 2002
Game.....	8	Chris Webber	vs. Utah	Mar. 1, 2001
Game.....	8	Danny Ainge	vs. LA Clippers	Apr. 22, 1989
Game.....	8	Sam Lacey	vs. Portland	Feb. 5, 1975
Half (2nd).....	6	Randy Brown	at Milwaukee	Jan. 11, 1992
Half (2nd).....	6	Kenny Smith	vs. Houston	Mar. 19, 1988
Quarter (3rd).....	6	Randy Brown	at Milwaukee	Jan. 11, 1992

MOST BLOCKED SHOTS (not an official NBA statistic until 1973-74)

Game.....	9	Chris Webber	vs. Vancouver	Feb. 7, 1999
Game.....	9	Michael Stewart	vs. LA Clippers	Jan. 6, 1998
Game.....	9	Duane Causwell	vs. Denver	Apr. 18, 1991
Half (2nd).....	8	Michael Stewart	vs. LA Clippers	Jan. 6, 1998
Quarter (3rd).....	6	Michael Stewart	vs. LA Clippers	Jan. 6, 1998
Quarter (3rd).....	6	Duane Causwell	vs. Denver	Apr. 18, 1991

MOST TURNOVERS (not an official NBA statistic until 1977-78)

Game (+ 10T).....	11	Mitch Richmond	at Golden State	Dec. 13, 1997
Game.....	10	Wayman Tisdale	at Denver	Nov. 8, 1989
Half (2nd).....	8	Mitch Richmond	at Golden State	Dec. 13, 1997
Quarter (4th).....	6	Mitch Richmond	at Golden State	Dec. 13, 1997

HIGHEST FIELD GOAL PERCENTAGE (minimum of 20 attempts)

Game.....	.917 (22-24)	Mike Woodson	vs. Houston	Feb. 20, 1983
-----------	--------------	--------------	-------------	---------------

HIGHEST FREE THROW PERCENTAGE (minimum of 13 attempts)

Game.....	1.000 (18-18)	Oscar Robertson	at St Louis	Jan. 30, 1962
-----------	---------------	-----------------	-------------	---------------

KINGS-ROYALS TEAM RECORDS (MOST)

MOST POINTS

Game.....	165	vs. San Diego	Mar. 12, 1970
Half (1st).....	89	vs. San Diego	Mar. 12, 1970
Quarter (1st).....	49	vs. Boston	Jan. 23, 1963
Overtime.....	24	vs. Utah	Mar. 17, 1990

MOST FIELD GOALS MADE

Game.....	67	vs. San Diego	Mar. 12, 1970
Half (1st).....	36	vs. Philadelphia	Feb. 13, 1962
Quarter (1st).....	21	vs. Boston	Jan. 23, 1963

MOST FIELD GOALS ATTEMPTED

Game.....	134	at Philadelphia	Dec. 29 1960
Half (1st).....	70	vs. San Diego	Mar. 12, 1970
Quarter (1st).....	39	vs. San Diego	Mar. 12, 1970

MOST FREE THROWS MADE

Game.....	47	at Milwaukee	Nov. 30, 1952
Half (2nd).....	30	at Detroit	Dec. 7, 1985
Quarter (4th).....	24	at Baltimore	Dec. 27, 1964

MOST FREE THROWS ATTEMPTED

Game.....	59	vs. Boston	Jan. 22, 1970
Game.....	59	vs. New York	Nov. 29, 1967
Game.....	59	vs. Boston	Feb. 9, 1965
Half (2nd).....	40	at Detroit	Dec. 7, 1985
Quarter (4th).....	29	at Baltimore	Dec. 27, 1964

MOST REBOUNDS

Game (+ 10T).....	108	at St. Louis	Nov. 23, 1955
Game.....	95	at Philadelphia	Jan. 18, 1962
Half (2nd).....	56	vs. Boston	Nov. 8, 1957
Quarter (1st).....	30	vs. Syracuse	Oct. 27, 1960

MOST OFFENSIVE REBOUNDS (not an official NBA statistic until 1973-74)

Game.....	37	at Denver	Jan. 4, 1983
Half (2nd).....	22	vs. Portland	Jan. 25, 1986
Quarter (3rd).....	15	vs. LA Clippers	Mar. 29, 1986

MOST DEFENSIVE REBOUNDS (not an official NBA statistic until 1973-74)

Game (+ 20T).....	51	vs. Minnesota	Dec. 26, 2019
Game.....	50	at Chicago	Mar. 12, 1976
Half (2nd).....	28	vs. Washington	Feb. 14, 1987
Quarter (3rd).....	18	vs. Washington	Feb. 14, 1987

MOST ASSISTS

Game.....	49	vs. Baltimore	Feb. 24, 1952
Half (1st).....	26	vs. San Antonio	Mar. 11, 1986
Quarter (4th).....	16	at Portland	Jan. 26, 1986

FRANCHISE RECORDS

MOST THREE-POINT FIELD GOALS MADE (not an official NBA statistic until 1979-80)

Game.....	22	vs. Charlotte	Nov. 5, 2021
Half (1st).....	15	at LA Clippers	Jan. 30, 2020
Quarter.....	9	five times	

MOST THREE-POINT FIELD GOALS ATTEMPTED (not an official NBA statistic until 1979-80)

Game.....	51	at Miami	Jan. 20, 2020
Half (1st).....	26	vs. Milwaukee	Mar. 16, 2022
Quarter (4th).....	17	at Dallas	Oct. 31, 2021

MOST PERSONAL FOULS

Game.....	49	at Ft. Wayne	Nov. 15, 1953
Half (1st).....	30	at Syracuse	Jan. 15, 1953*
Quarter (1st).....	16	at Syracuse	Jan. 15, 1953

MOST DISQUALIFICATIONS

Game.....	5	at Denver	Nov. 11, 1978
Game.....	5	at Philadelphia	Dec. 11, 1952

MOST STEALS (not an official NBA statistic until 1973-74)

Game.....	22	vs. Philadelphia	Jan. 2, 1993
Half (1st).....	13	vs. Philadelphia	Jan. 2, 1993
Quarter (3rd).....	8	vs. Houston	Nov. 2, 1997
Quarter (2nd).....	8	vs. LA Clippers	Nov. 5, 1995
Quarter (3rd).....	8	twice	Jan. 16, 2022

MOST BLOCKED SHOTS (not an official NBA statistic until 1973-74)

Game.....	17	vs. LA Clippers	Jan. 6, 1998
Half (1st).....	11	vs. Orlando	Apr. 11, 1991
Quarter (3rd).....	8	vs. Chicago	Nov. 27, 2010
Quarter (3rd).....	8	vs. Denver	Apr. 18, 1991

MOST TURNOVERS

Game.....	40	at Detroit	Feb. 18, 1973
Half (1st).....	22	at Detroit	Feb. 18, 1973
Quarter (4th).....	16	at Denver	Nov. 8, 1989

HIGHEST FIELD GOAL PERCENTAGE

Game.....	.654 (51-78)	vs. Houston	Mar. 20, 2001
-----------	--------------	-------------	---------------

KINGS-ROYALS TEAM RECORDS (FEWEST)

FEWEST POINTS

Game.....	53	at Milwaukee	Mar. 14, 1954
Half (1st).....	23	at San Antonio	Nov. 2, 2007
Quarter (1st).....	4	at LA Lakers	Feb. 4, 1987

FEWEST FIELD GOALS MADE

Game.....	19	vs. Boston	Dec. 28, 2008
Half (1st).....	7	at San Antonio	Nov. 2, 2007
Quarter (4th).....	0	at Utah	Feb. 3, 2006
Quarter (1st).....	0	at LA Lakers	Feb. 4, 1987

FEWEST FIELD GOALS ATTEMPTED

Game.....	60	vs. Utah	Apr. 20, 1997
Half (2nd).....	25	vs. Charlotte	Mar. 29, 1996
Quarter.....	10	three times	Apr. 21, 1995

FEWEST FREE THROWS MADE

Game.....	4	four times	
Half.....	0	several times	
Quarter.....	0	several times	

FEWEST FREE THROWS ATTEMPTED

Game.....	6	vs. Utah	Apr. 20, 1997
Game.....	6	vs. Dallas	Feb. 3, 2018
Game.....	6	vs. Charlotte	Jan. 12, 1997
Half (1st).....	0	at Golden State	Mar. 17, 2005
Quarter.....	0	several times	

FEWEST REBOUNDS

Game.....	23	at New York	Nov. 15, 1997
Half (1st).....	8	at LA Lakers	Feb. 4, 1989
Quarter.....	3	several times	

FEWEST OFFENSIVE REBOUNDS (not an official NBA statistic until 1973-74)

Game.....	2	vs. Denver	Mar. 8, 2008
Game.....	2	at Houston	Apr. 4, 2004
Game.....	2	at Phoenix	Apr. 10, 2022

FEWEST DEFENSIVE REBOUNDS (not an official NBA statistic until 1973-74)

Game.....	14	vs. LA Lakers	Dec. 28, 1985
-----------	----	---------------	---------------

FRANCHISE RECORDS

FEWEST ASSISTS

Game.....	3	vs. Chicago (@ Evansville, IN)	Dec. 5, 1967
-----------	---	--------------------------------	--------------

FEWEST PERSONAL FOULS

Game (+ 60T).....	9	vs. Indianapolis	Jan. 6, 1951
Half (2nd).....	0	vs. Indianapolis	Jan. 6, 1951

FEWEST STEALS (not an official NBA statistic until 1973-74)

Game.....	0	vs. Golden State	Oct. 24, 2021
Game.....	0	vs. New York	Dec. 13, 2019
Game.....	0	vs. Portland	Apr. 23, 1988
Game.....	0	at Houston	Jan. 23, 1986

FEWEST BLOCKED SHOTS (not an official NBA statistic until 1973-74)

Game.....	0	several times	
-----------	---	---------------	--

FEWEST TURNOVERS

Game.....	3	at San Antonio	Dec. 8, 2002*
Half.....	1	several times	

LOWEST FIELD GOAL PERCENTAGE

Game.....	.250 (—)	at St. Louis	Nov. 23, 1955
Game.....	.250 (23-92)	at New York	Jan. 10, 1954

LOWEST FREE THROW PERCENTAGE

Game.....	.357 (5-14)	at LA Clippers	Apr. 18, 1998
-----------	-------------	----------------	---------------

OPPONENT INDIVIDUAL RECORDS

MOST POINTS

Game.....	65	Wilt Chamberlain	vs. Philadelphia	Feb. 13, 1962
Half (2nd).....	40	Wilt Chamberlain	vs. San Francisco	Feb. 7, 1963
Quarter (3rd).....	37	Klay Thompson	at Golden State	Jan. 23, 2015

MOST FIELD GOALS MADE

Game.....	27	Wilt Chamberlain	at San Francisco	Nov. 21, 1962
Half (2nd).....	16	Wilt Chamberlain	vs. San Francisco	Feb. 7, 1963
Quarter (3rd).....	13	Klay Thompson	at Golden State	Jan. 23, 2015

MOST FIELD GOALS ATTEMPTED

Game (+ 10T).....	60	Wilt Chamberlain	vs. San Francisco	Oct. 28, 1962
Half (1st).....	30	Wilt Chamberlain	vs. San Francisco	Oct. 28, 1962
Quarter.....	15	four times		

MOST FREE THROWS MADE

Game.....	21	Jack Sikma	at Seattle	Nov. 14, 1980
Game.....	21	Spencer Haywood	at Seattle	Jan. 3, 1973
Half (2nd).....	17	Adrian Dantley	at Detroit	Dec. 10, 1986
Quarter (4th).....	14	Adrian Dantley	at Detroit	Dec. 10, 1986

MOST FREE THROWS ATTEMPTED

Game.....	30	Wilt Chamberlain	vs. Philadelphia	Feb. 13, 1962
Half (2nd).....	19	Adrian Dantley	at Detroit	Dec. 10, 1986
Quarter (4th).....	15	Adrian Dantley	at Detroit	Dec. 10, 1986
Quarter (1st).....	15	Wilt Chamberlain	vs. Philadelphia	Feb. 13, 1962

MOST REBOUNDS

Game.....	40	Bill Russell	at Boston	Dec. 12, 1958
Half (2nd).....	23	Wilt Chamberlain	vs. Philadelphia	Jan. 24, 1960
Quarter (1st).....	17	Bill Russell	at Boston	Dec. 12, 1958

MOST OFFENSIVE REBOUNDS (not an official NBA statistic until 1973-74)

Game.....	13	Clifford Rozier	at Golden State	Apr. 20, 1995
Half (1st).....	10	three times		
Quarter (1st).....	10	Moses Malone	at Milwaukee	Jan. 11, 1992

MOST DEFENSIVE REBOUNDS (not an official NBA statistic until 1973-74)

Game (+ 10T).....	23	Kevin Garnett	vs. Minnesota	Dec. 4, 2003
Game.....	23	Swen Nater	vs. San Diego	Jan. 8, 1980
Half (1st).....	16	Lorenzen Wright	at LA Clippers	Mar. 11, 1999
Quarter (1st).....	11	Hassan Whiteside	at Miami	Oct. 29, 2018
Quarter (3rd).....	11	Kwame Brown	vs. Charlotte	Jan. 25, 2011

MOST ASSISTS

Game.....	21	Sherman Douglas	at Boston	Dec. 8, 1993
Game.....	21	Nate McMillan	at Seattle	Mar. 31, 1987
Game.....	21	Isiah Thomas	vs. Detroit	Dec. 22, 1984
Half (1st).....	15	Magic Johnson	at LA Lakers	Feb. 4, 1987
Quarter (1st).....	11	Baron Davis	at Golden State	Nov. 16, 2006

FRANCHISE RECORDS

MOST THREE-POINT FIELD GOALS MADE (not an official NBA statistic until 1979-80)

Game.....	11	J.R. Smith	at Denver	Apr. 13, 2009
Game.....	11	Klay Thompson	at Golden State	Jan. 23, 2015
Half (2nd).....	9	Klay Thompson	at Golden State	Jan. 23, 2015
Quarter (3rd).....	9	Klay Thompson	at Golden State	Jan. 23, 2015

MOST THREE-POINT FIELD GOALS ATTEMPTED (not an official NBA statistic until 1979-80)

Game.....	23	James Harden	at Houston	Mar. 30, 2019
Half (2nd).....	14	Stephen Curry	vs. Golden State	Jan. 5, 2019
Quarter (3rd).....	9	Klay Thompson	at Golden State	Jan. 23, 2015

MOST PERSONAL FOULS

Game.....	6	several times		
Half.....	6	several times		
Quarter (1st).....	6	Connie Dierking	vs. Syracuse (@ NY)	Nov. 17, 1959

MOST STEALS (not an official NBA statistic until 1973-74)

Game.....	11	Larry Kenon	vs. San Antonio	Dec. 26, 1976
Half (2nd).....	8	Clyde Drexler	at Houston	Nov. 1, 1996
Quarter.....	5	three times		

MOST BLOCKED SHOTS (not an official NBA statistic until 1973-74)

Game.....	11	David Robinson	at San Antonio	Dec. 28, 1990
Game.....	11	Kareem Abdul-Jabbar	at Los Angeles	Nov. 25, 1979
Half.....	7	three times		
Quarter (3rd).....	7	Manute Bol	vs. Philadelphia	Feb. 14, 1991
Quarter (4th).....	7	Hakeem Olajuwon	vs. Houston	Jan. 19, 1988

MOST TURNOVERS

Game.....	10	Kevin Durant	at Oklahoma City	Dec. 6, 2015
Game.....	10	Mychal Thompson	vs. Portland	Mar. 27, 1983
Half (1st).....	8	Devin Booker	vs. Phoenix	Mar. 25, 2016
Half (1st).....	8	Damon Stoudamire	vs. Toronto	Jan. 30, 1996
Half (2nd).....	8	Ron Harper	vs. LA Clippers	Dec. 12, 1993
Quarter (4th).....	7	Shaquille O'Neal	at LA Lakers	Apr. 14, 2000

OPPONENT TEAM RECORDS (MOST)

MOST POINTS

Game.....	155	at Golden State	Mar. 4, 1989
Half (2nd).....	91	vs. Boston	Nov. 11, 1959
Quarter (3rd).....	57	at Golden State	Mar. 4, 1989

MOST FIELD GOALS MADE

Game.....	67	vs. San Diego	Mar. 12, 1970
Half (1st).....	37	vs. San Diego	Mar. 12, 1970
Quarter.....	22	three times	

MOST FIELD GOALS ATTEMPTED

Game.....	144	at Boston	Dec. 8, 1960
Half (2nd).....	73	vs. Philadelphia	Nov. 15, 1960
Quarter (4th).....	40	vs. Philadelphia	Nov. 15, 1960

MOST FREE THROWS MADE

Game.....	51	at Syracuse	Jan. 15, 1953
Half (2nd).....	33	at Golden State	Jan. 26, 1996
Quarter (4th).....	20	at Utah	Feb. 3, 2006
Quarter (4th).....	20	at Milwaukee	Feb. 1, 1991
Quarter (4th).....	20	at Dallas	Nov. 2, 1985

MOST FREE THROWS ATTEMPTED

Game.....	66	at New York	Dec. 3, 1957
Half (2nd).....	43	at Golden State	Jan. 26, 1996
Quarter.....	25	three times	

MOST REBOUNDS

Game (+ 10T).....	109	at St. Louis	Nov. 23, 1955
Game.....	107	at Boston	Jan. 12, 1962
Half (1st).....	65	at Boston	Jan. 12, 1962
Quarter (1st).....	35	at Philadelphia	Nov. 8, 1959

MOST OFFENSIVE REBOUNDS (not an official NBA statistic until 1973-74)

Game.....	30	vs. Portland	Apr. 23, 1993
Game.....	30	vs. Portland	Apr. 18, 1989
Half.....	19	several times	
Quarter (3rd).....	15	at Washington	Jan. 12, 1987

MOST DEFENSIVE REBOUNDS (not an official NBA statistic until 1973-74)

Game (+ 10T).....	51	vs. Seattle	Feb. 28, 1978
Game.....	54	at Memphis	Nov. 28, 2021
Half (2nd).....	30	vs. Philadelphia	Feb. 9, 2021
Quarter(1st).....	19	at Clippers	Apr. 9, 2022

FRANCHISE RECORDS

MOST ASSISTS

Game.....	47	at Denver	Dec. 2, 1987
Half (2nd).....	25	at LA Clippers	Mar. 15, 1992
Half (1st).....	25	at Indiana	Feb. 19, 1992
Quarter (3rd).....	17	at Boston	Feb. 4, 1990

MOST THREE-POINT FIELD GOALS MADE (not an official NBA statistic until 1979-80)

Game.....	27	vs. Brooklyn	Feb. 15, 2021
Half (2nd).....	16	vs. Houston	Apr. 2, 2019
Quarter.....	10	several times	

MOST THREE-POINT FIELD GOALS ATTEMPTED (not an official NBA statistic until 1979-80)

Game.....	61	vs. Houston	Apr. 2, 2019
Half (2nd).....	34	vs. Houston	Apr. 2, 2019
Quarter (4th).....	18	vs. Houston	Apr. 2, 2019

MOST PERSONAL FOULS

Game.....	47	at Philadelphia	Dec. 11, 1952
Half (1st).....	27	at Philadelphia	Dec. 11, 1952
Quarter (4th).....	15	vs. Golden State	Dec. 7, 1997

MOST DISQUALIFICATIONS

Game.....	4	three times	
-----------	---	-------------	--

MOST STEALS (not an official NBA statistic until 1973-74)

Game.....	23	vs. Seattle	Feb. 26, 1993
Game.....	23	at Los Angeles	Nov. 9, 1982
Half.....	13	several times	
Quarter (4th).....	10	at LA Clippers	Apr. 7, 2012

MOST BLOCKED SHOTS

(not an official NBA statistic until 1973-74)

Game.....	18	at New Orleans	Jan. 23, 1979
Half.....	10	three times	
Quarter (4th).....	9	vs. Atlanta	Feb. 20, 2008

MOST TURNOVERS (not an official NBA statistic until 1977-78)

Game.....	37	vs. Golden State	Feb. 9, 1983
Half.....	19	three times	
Quarter.....	13	three times	

HIGHEST FIELD GOAL PERCENTAGE

Game.....	.667 (54-81)	at Milwaukee	Dec. 15, 1985
-----------	--------------	--------------	---------------

OPPONENT TEAM RECORDS (FEWEST)

FEWEST POINTS

Game.....	53	vs. Philadelphia	Nov. 5, 1949
Game.....	53	at Indianapolis	Feb. 18, 1949
Half (1st).....	25	at Phoenix	Mar. 7, 2001
Quarter (3rd).....	2	at Ft. Wayne	Dec. 19, 1948

FEWEST FIELD GOALS MADE

Game.....	11	at Ft. Wayne	Nov. 15, 1953
Half (1st).....	4	at Ft. Wayne	Nov. 15, 1953
Quarter (4th).....	1	at Cleveland	Nov. 26, 2002
Quarter (4th).....	1	at New Jersey	Dec. 17, 2000

FEWEST FIELD GOALS ATTEMPTED

Game.....	47	at Ft. Wayne	Nov. 15, 1953
Half (1st).....	20	at Ft. Wayne	Nov. 15, 1953
Quarter (1st).....	8	at Ft. Wayne	Nov. 15, 1953

FEWEST FREE THROWS MADE

Game.....	3	at Dallas	Feb. 16, 2011
Half (1st).....	0	several times	
Quarter.....	0	several times	

FEWEST FREE THROWS ATTEMPTED

Game.....	4	vs. Milwaukee	Feb. 25, 1975
Half (1st).....	0	at Minnesota	Jan. 10, 2003
Half (1st).....	0	vs. Indianapolis	Jan. 6, 1951
Quarter.....	0	several times	

FEWEST REBOUNDS

Game.....	23	at New York	Nov. 15, 1997
Half (2nd).....	7	vs. Phoenix	Jan. 2, 2016
Quarter.....	0	several times	

FRANCHISE RECORDS

FEWEST OFFENSIVE REBOUNDS (not an official NBA statistic until 1973-74)

Game.....	2	at Memphis	Jan. 30, 2016
Game.....	2	vs. Atlanta	Mar. 18, 1975

FEWEST DEFENSIVE REBOUNDS (not an official NBA statistic until 1973-74)

Game.....	15	vs. LA Clippers	Apr. 11, 1995
-----------	----	-----------------	---------------

FEWEST ASSISTS

Game.....	9	vs. Detroit	Nov. 11, 2003
-----------	---	-------------	---------------

FEWEST PERSONAL FOULS

Game.....	7	vs. Houston	Dec. 1, 2002
Half (1st).....	2	several times	

FEWEST STEALS

Game.....	0	vs. Denver	Jan. 6, 2011
Game.....	0	vs. Portland	Mar. 22, 2005
Game.....	0	at Utah	Apr. 16, 1991

FEWEST BLOCKED SHOTS

Game.....	0	several times	
-----------	---	---------------	--

FEWEST TURNOVERS

Game.....	3	vs. Charlotte	Jan. 2, 2018
-----------	---	---------------	--------------

LOWEST FIELD GOAL PERCENTAGE

Game (+ 10T).....	.270 (—)	at St. Louis	Nov. 23, 1955
-------------------	----------	--------------	---------------

CONSECUTIVE RECORDS

INDIVIDUAL

Games Played	609,	Jack Twyman, 11/5/55-10/29/63
Most Field Goals	16,	Wayman Tisdale, two games, 3/6-3/8/90
Most Field Goals, Game	15,	Wayman Tisdale, 3/6/90 at Detroit
Most Free Throws	51,	Mike Bibby, 14 games, 3/20-4/16/03
Most Free Throws (Sac-Era)	51,	Mike Bibby, 14 games, 3/20-4/16/03
Most Free Throws, Game	18,	Oscar Robertson, 1/30/62 at St. Louis
Consecutive 20-point games	76,	Oscar Robertson, 1963
Consecutive 20-point games (sac-Era)	18,	Chris Webber, 2000-01

TEAM

Most Field Goals, Game	14,	3/20/01 vs. Houston*
Most Free Throws, Game	35,	1/24/87 vs. Detroit
* since 1997-98		

SUNDRY RECORDS

LARGEST WIN MARGINS

Kansas City-Sacramento Era			Rochester-Cincinnati Era		
58	139-81	vs. Dallas, 12/29/92	40	134-94	vs. New York, 12/10/61
56	154-98	vs. Philadelphia, 1/2/93	34	146-112	vs. LA Lakers, 1/5/71
44	124-80	vs. Cleveland, 1/12/14	34	125-91	vs. N.Y. (@ Cleveland), 2/16/68
44	146-102	vs. Denver, 12/22/82	34	130-96	vs. Detroit, 12/31/57
42	121-79	vs. Chicago, 3/13/13	33	104-71	vs. Fort Wayne, 1/26/52
39	119-80	vs. Chicago, 2/8/00	33	108-75	vs. Sheboygan, 11/1/49
39	108-69	vs. Miami, 4/10/89			
39	144-105	vs. San Diego, 3/6/83			
39	124-85	vs. Portland, 12/12/79			

LARGEST LOSS MARGINS

Kansas City-Sacramento Era			Rochester-Cincinnati Era		
62	91-153	at Golden State, 11/2/91	44	102-146	at Los Angeles, 2/6/68
58	82-140	at Milwaukee, 12/15/85	43	92-135	vs. New York, 2/6/70
55	85-140	at Phoenix, 4/17/89	43	108-151	at Baltimore, 3/3/65
53	75-128	at Boston, 1/25/22	40	91-131	at Detroit, 12/26/58
49	105-154	vs Utah, 4/28/21	39	88-127	at St. Louis, 2/1/58
48	81-129	at Phoenix, 2/2/09			

HIGHEST SCORING GAMES

Kansas City-Sacramento Era			Rochester-Cincinnati Era		
154-98	vs.	Philadelphia, 1/2/93	165-151	vs.	San Diego, 3/12/70 (1 OT)
146-115	at	Atlanta, 11/1/18	156-127	vs.	Atlanta, 12/5/69
146-102	vs.	Denver, 12/22/82	153-133	vs.	Seattle (@ Cleveland), 11/24/67
145-129	at	New York, 12/8/79	153-125	at	Chicago, 2/21/62
144-105	vs.	San Diego, 3/6/83	152-132	vs.	Philadelphia, 2/13/62
143-155	at	Golden State, 3/4/89	151-133	at	Philadelphia, 1/18/62
143-132	vs.	Chicago, 12/1/82	149-145	vs.	New York, 3/5/66 (1 OT)
142-130	vs.	Orlando, 12/8/21	148-121	vs.	San Francisco, 1/16/68
142-119	vs.	Phoenix, 1/2/16	147-130	vs.	Detroit (@ Cleveland), 12/15/67
142-117	vs.	Golden State, 2/9/89	147-119	vs.	Chicago, 3/11/67
142-147	at	Portland, 1/6/89 (2 OT)	147-121	vs.	Detroit (@ Lima, OH), 2/12/64
142-140	vs.	Denver, 3/7/85			
142-137	vs.	Cleveland, 2/28/84 (2 OT)			
142-128	vs.	Washington, 1/26/79			

LOWEST SCORING GAMES

Kansas City-Sacramento Era			Rochester-Cincinnati Era		
59-101	at	Charlotte, 1/10/91	53-91	at	Milwaukee, 3/14/54
60-99	at	Dallas, 1/14/12	57-69	at	Minneapolis, 1/7/51
63-108	vs.	Boston, 12/28/08	58-69	at	Minneapolis, 2/8/51
66-92	at	Portland, 4/14/98	58-67	at	Minneapolis, 12/12/48
66-95	at	Detroit, 12/1/96	59-70	at	Indianapolis, 1/20/53
67-93	at	New Or./Okla. City, 11/1/05	61-98	at	Chicago, 3/20/49
67-109	at	San Antonio, 1/10/98	62-61	at	Milwaukee, 2/10/54
67-89	at	Chicago, 3/19/96	62-73	at	Indianapolis, 1/6/49

OVERALL WIN STREAKS

Roch.-Cin. Era			KC-Sac. Era		
15	2/17/50	to 3/19/50	15	2/17/50	to 3/19/50
13	2/10/49	to 3/12/49	12	12/23/01	to 1/21/02
12	1/30/64	to 2/17/64	11	3/26/02	to 4/12/02
10	1/10/49	to 2/1/49	8	11/14/03	to 11/30/03
9	12/17/49	to 1/4/50	8	11/12/99	to 11/26/99
			8	12/2/79	to 12/19/79

OVERALL LOSING STREAKS

Roch.-Cin. Era			KC-Sac. Era		
14	12/12/71	to 1/9/72	12	3/9/98	to 4/3/98
14	1/16/60	to 2/10/60	11	2/5/96	to 2/26/96
11	1/10/57	to 1/30/57	11	12/13/75	to 1/3/76
9	three times, last		11	11/16/73	to 12/1/73
	11/8/59	to 11/21/60			

HOME WIN STREAKS

Roch.-Cin. Era			KC-Sac. Era		
23	11/1/49	to 2/7/50	20	12/4/01	to 2/14/02
14	1/11/49	to 3/12/49	15	1/4/79	to 2/25/79
13	12/14/65	to 3/1/66	14	1/15/06	to 3/21/06
12	1/23/51	to 3/8/51	13	10/29/02	to 12/17/02
10	2/19/50	to 3/19/50	12	1/21/75	to 3/6/75

HOME LOSING STREAKS

Roch.-Cin. Era			KC-Sac. Era		
8	12/12/71	to 1/8/72	12	3/31/90	to 11/27/90
6	10/30/59	to 11/21/59	8	11/11/08	to 12/6/08
5	1/20/60	to 2/16/60	8	11/24/93	to 12/19/93
5	1/5/57	to 1/26/57	7	3/31/90	to 4/21/90
4	several times		7	2/14/89	to 3/1/89
			6	six times, last	
				2/9/21	to 2/28/21

ROAD WIN STREAKS

Roch.-Cin. Era			KC-Sac. Era		
5	2/2/64	to 2/22/64	9	3/17/02	to 4/12/02
5	11/24/61	to 12/26/61	5	1/28/04	to 2/11/04
5	2/10/49	to 3/10/49	4	six times, last	
5	1/10/49	to 2/1/49		4/30/21	to 5/5/21
4	several times				

ROAD LOSING STREAKS

Roch.-Cin. Era			KC-Sac. Era		
15	12/26/58	to 3/8/59	37	11/21/90	to 4/19/91
14	1/22/71	to 2/28/71	14	11/12/77	to 1/17/78
11	12/13/59	to 2/7/60	13	12/10/21	to 2/3/22
10	1/21/66	to 2/19/66	13	11/23/08	to 1/6/09
10	1/21/51	to 2/22/51	13	3/5/88	to 4/17/88
			12	11/22/10	to 1/12/11
			12	12/5/72	to 1/12/73

FRANCHISE CAREER LEADERS

GAMES PLAYED

1.	Sam Lacey	888
2.	Jack Twyman	823
3.	Oscar Robertson	752
4.	Adrian Smith	653
5.	Wayne Embry	603
6.	Bobby Wanzer	568
7.	Scott Wedman	546
8.	Jason Thompson	541
9.	Peja Stojakovic	518
10.	Mitch Richmond	517

MINUTES

1.	Oscar Robertson	33,088
2.	Sam Lacey	29,991
3.	Jack Twyman	26,147
4.	Jerry Lucas	20,024
5.	Mitch Richmond	19,532
6.	Scott Wedman	18,973
7.	Peja Stojakovic	17,723
8.	Wayne Embry	17,591
9.	Nate Archibald	17,520
10.	Adrian Smith	17,443

POINTS

1.	Oscar Robertson	22,009
2.	Jack Twyman	15,840
3.	Mitch Richmond	12,070
4.	Nate Archibald	10,894
5.	Sam Lacey	9,895
6.	DeMarcus Cousins	9,894
7.	Peja Stojakovic	9,498
8.	Jerry Lucas	9,107
9.	Eddie Johnson	9,027
10.	Scott Wedman	9,002

REBOUNDS

1.	Sam Lacey	9,353
2.	Jerry Lucas	8,876
3.	Oscar Robertson	6,380
4.	Wayne Embry	6,257
5.	Jack Twyman	5,424
6.	DeMarcus Cousins	5,057
7.	LaSalle Thompson	4,214
8.	Chris Webber	4,006
9.	Arnie Risen	3,812
10.	Jason Thompson	3,746



OSCAR ROBERTSON

FIELD GOALS MADE

1.	Oscar Robertson	7,713
2.	Jack Twyman	6,237
3.	Mitch Richmond	4,230
4.	Sam Lacey	4,101
5.	Nate Archibald	3,946
6.	Scott Wedman	3,856
7.	Eddie Johnson	3,723
8.	Chris Webber	3,691
9.	Jerry Lucas	3,650
10.	DeMarcus Cousins	3,557

FIELD GOALS ATTEMPTED

1.	Oscar Robertson	15,785
2.	Jack Twyman	13,873
3.	Mitch Richmond	9,338
4.	Sam Lacey	9,280
5.	Nate Archibald	8,451
6.	Scott Wedman	7,911
7.	Chris Webber	7,807
8.	Eddie Johnson	7,750
9.	DeMarcus Cousins	7,746
10.	Jerry Lucas	7,339

FIELD GOAL PERCENTAGE (min. 1500 att.)

1.	Steve Johnson	.604	(955-1581)
2.	Johnny Green	.575	(1504-2614)
3.	Otis Thorpe	.542	(1978-3647)
4.	Joe Meriweather	.527	(825-1565)
5.	Reggie King	.519	(1216-2343)
6.	Duane Causwell	.516	(920-1783)
7.	Otis Birdsong	.513	(2702-5263)
8.	Wayman Tisdale	.509	(2853-5610)
9.	Lawrence Funderburke	.506	(809-1600)
10.	Mark Olberding	.505	(808-1600)

FREE THROWS MADE

1.	Oscar Robertson	6,583
2.	Jack Twyman	3,366
3.	Nate Archibald	3,002
4.	Mitch Richmond	2,617
5.	DeMarcus Cousins	2,604
6.	Bobby Wanzer	2,388
7.	Adrian Smith	2,173
8.	Arnie Risen	2,023
9.	Bob Davies	2,010
10.	Wayne Embry	1,944

FREE THROWS ATTEMPTED

1.	Oscar Robertson	7,867
2.	Jack Twyman	4,325
3.	Nate Archibald	3,635
4.	DeMarcus Cousins	3,546
5.	Mitch Richmond	3,088
6.	Wayne Embry	3,022
7.	Bobby Wanzer	2,976
8.	Arnie Risen	2,888
9.	Bob Davies	2,647
10.	Adrian Smith	2,611

FREE THROW PERCENTAGE (min 500 att.)

1.	Peja Stojakovic	.893	(1724-1931)
2.	Doug Christie	.863	(825-956)
3.	Spud Webb	.862	(971-1126)
4.	Kevin Martin	.850	(1791-2107)
5.	Ron Boone	.849	(646-761)
6.	Mitch Richmond	.847	(2617-3088)
7.	Jimmy Walker	.846	(751-888)
8.	Beno Udrih	.845	(563-666)
9.	Reggie Theus	.838	(1618-1930)
10.	Oscar Robertson	.837	(6583-7867)

KINGS LEAGUE LEADERS

In 1972-73, Nate Archibald became the first player in NBA history to lead the league in points (34.0) and assists (11.4). Nearly three decades later, he remains the sole individual to claim this achievement. Following is a list of Kings-Royals players who have led the NBA in a statistical category at season's end.

Year	Individual	Category	Stat	Year	Individual	Category	Stat
1948-49	Arnie Risen	FG%	.423	1968-69	Oscar Robertson	assists	9.8
	Bob Davies	assists	5.4	1969-70	Johnny Green	FG%	.559
1951-52	Bobby Wanzer	FT%	.904	1970-71	Johnny Green	FG%	.587
1956-57	Maurice Stokes	rebounds	17.4		Norm Van Lier	assists	10.1
1957-58	Jack Twyman	FG%	.452	1972-73	Nate Archibald	points	34.0
1960-61	Oscar Robertson	assists	9.7			assists	11.4
1961-62	Oscar Robertson	assists	11.4	1989-90	Rodney McCray	minutes	3238
1963-64	Oscar Robertson	assists	11.0	1990-91	Jim Les	3pt FG%	.461
	Jerry Lucas	FG%	.527	1994-95	Spud Webb	FT%	.934
1964-65	Oscar Robertson	assists	11.5	1998-99	Chris Webber	rebounds	13.0
1965-66	Oscar Robertson	assists	11.1	2003-04	Peja Stojakovic	FT%	.927
1966-67	Adrian Smith	FT%	.903	2003-04	Anthony Peeler	3pt FG%	.482
1967-68	Oscar Robertson	FT%	.873	2015-16	Rajon Rondo	assists	11.7

FRANCHISE CAREER LEADERS

ASSISTS

1.	Oscar Robertson	7,731
2.	Sam Lacey	3,563
3.	Nate Archibald	3,499
4.	Reggie Theus	2,809
5.	Mike Bibby	2,580
6.	Larry Drew	2,409
7.	Phil Ford	2,322
8.	Bob Davies	2,250
9.	Mitch Richmond	2,128
10.	Spud Webb	2,024



NATE ARCHIBALD



JERRY LUCAS



JACK TWYMAN

STEALS

1.	Sam Lacey	950
2.	Doug Christie	717
3.	Mitch Richmond	670
4.	DeMarcus Cousins	661
5.	Scott Wedman	640
6.	Mike Bibby	584
7.	Chris Webber	568
8.	Mike Woodson	564
9.	Peja Stojakovic	543
10.	Larry Drew	516

BLOCKED SHOTS

1.	Sam Lacey	1,098
2.	LaSalle Thompson	697
3.	Duane Causwell	695
4.	DeMarcus Cousins	558
5.	Chris Webber	553
6.	Vlade Divac	523
7.	Jason Thompson	394
8.	Lionel Simmons	361
9.	Brad Miller	353
10.	Francisco Garcia	343

PERSONAL FOULS

1.	Sam Lacey	3,127
2.	Jack Twyman	2,782
3.	Oscar Robertson	2,313
4.	Wayne Embry	2,225
5.	DeMarcus Cousins	1,809
6.	LaSalle Thompson	1,796
7.	Arnie Risen	1,791
8.	Scott Wedman	1,781
9.	Jason Thompson	1,671
10.	Adrian Smith	1,650

DISQUALIFICATIONS

1.	Sam Lacey	74
2.	Wayne Embry	56
	Jack Twyman	56
4.	Bill Robinzine	52
5.	DeMarcus Cousins	46
6.	Steve Johnson	41
	Arnie Risen	41
8.	Arlen Bockhorn	39
9.	Alex Hannum	37
10.	four players with	34



SAM LACEY

3-POINT FIELD GOALS MADE

1.	Buddy Hield	1,248
2.	Peja Stojakovic	1,070
3.	Mitch Richmond	993
4.	Mike Bibby	775
5.	Francisco Garcia	475
6.	Kevin Martin	459
7.	Bogdan Bogdanovic	427
8.	Harrison Barnes	397
9.	Ben McLemore	384
10.	Bobby Jackson	381

3-POINT FIELD GOALS ATTEMPTED

1.	Buddy Hield	3,101
2.	Peja Stojakovic	2,687
3.	Mitch Richmond	2,460
4.	Mike Bibby	2,056
5.	Francisco Garcia	1,319
6.	Kevin Martin	1,190
7.	Bogdan Bogdanovic	1,142
8.	De'Aaron Fox	1,139
	Jason Williams	1,139
10.	Ben McLemore	1,084

3-POINT FG PERCENTAGE (min. 200 att.)

1.	Cuttino Mobley	.424	(92-217)
2.	Jim Les	.416	(190-457)
3.	Tyrese Haliburton	.411	(225-548)
	Nemanja Bjelica	.411	(237-577)
5.	Mitch Richmond	.404	(993-2460)
6.	Buddy Hield	.402	(1248-3101)
	Jimmer Fredette	.402	(179-445)
	Andres Nocioni	.402	(141-351)
9.	Darren Collison	.398	(220-553)
	Peja Stojakovic	.398	(1070-2687)

LONGEST TENURES

Following is a list of players with the longest tenures in Kings-Royals franchise history.

# Yrs.	Player (years)	# Yrs.	Player (years)
12	Sam Lacey (1970-71 thru 1981-82)	7	Arlen Bockhorn (1958-59 thru 1964-65)
11	Jack Twyman (1955-56 thru 1965-66)	7	Duane Causwell (1990-91 thru 1996-97)
10	Oscar Robertson (1960-61 thru 1969-70)	7	Bob Davies (1948-49 thru 1954-55)
9	Adrian Smith (1961-62 thru 1969-70)	7	Jerry Lucas (1963-64 thru 1969-70)
9	Bobby Wanzer (1948-49 thru 1956-57)	7	Mitch Richmond (1991-92 thru 1997-98)
8	Francisco Garcia (2005-06 thru 2012-13)	7	Arnie Risen (1948-49 thru 1954-55)
8	Corliss Williamson (1995-96 thru 1990-00, 2004-05 thru 2006-07)	7	Lionel Simmons (1990-91 thru 1996-97)
8	Wayne Embry (1958-59 thru 1965-66)	7	Peja Stojakovic (1998-99 thru 2004-05)
7	Jason Thompson (2008-09 thru 2014-15)	7	LaSalle Thompson (1982-83 thru 1988-89)
7	Mike Bibby (2001-02 thru 2007-08)	7	Scott Wedman (1974-75 thru 1980-81)
		7	DeMarcus Cousins (2010-11 thru 2016-17)

SAC-ERA CAREER LEADERS

POINTS

1.	Mitch Richmond	12,070
2.	DeMarcus Cousins	9,894
3.	Peja Stojakovic	9,498
4.	Chris Webber	8,843
5.	Mike Bibby	8,384
6.	Wayman Tisdale	6,808
7.	Lionel Simmons	5,833
8.	Kevin Martin	5,660
9.	Vlade Divac	5,176
10.	Brad Miller	5,117

REBOUNDS

1.	DeMarcus Cousins	5,056
2.	Chris Webber	4,006
3.	Jason Thompson	3,746
4.	Vlade Divac	3,538
5.	Brad Miller	3,305
6.	Olden Polynice	3,053
7.	Lionel Simmons	2,833
8.	Wayman Tisdale	2,676
9.	Peja Stojakovic	2,581
10.	LaSalle Thompson	2,276

ASSISTS

1.	Mike Bibby	2,580
2.	Mitch Richmond	2,128
3.	Spud Webb	2,024
4.	De'Aaron Fox	2,005
5.	Reggie Theus	1,943
6.	Chris Webber	1,791
7.	Vlade Divac	1,693
8.	Brad Miller	1,542
9.	Doug Christie	1,505
10.	Lionel Simmons	1,498

FIELD GOALS MADE

1.	Mitch Richmond	4,230
2.	Chris Webber	3,691
3.	DeMarcus Cousins	3,557
4.	Peja Stojakovic	3,352
5.	Mike Bibby	3,008
6.	Wayman Tisdale	2,853
7.	Buddy Hield	2,347
8.	Lionel Simmons	2,242
9.	Jason Thompson	2,060
10.	Corliss Williamson	1,995

FIELD GOALS ATTEMPTED

1.	Mitch Richmond	9,338
2.	Chris Webber	7,807
3.	DeMarcus Cousins	7,746
4.	Peja Stojakovic	7,269
5.	Mike Bibby	6,859
6.	Wayman Tisdale	5,610
7.	Buddy Hield	5,436
8.	Lionel Simmons	5,179
9.	Jason Thompson	4,147
10.	Vlade Divac	4,115

FIELD GOAL PERCENTAGE (min. 1000 att.)

1.	Michael Smith	.548	(592-1080)
2.	Kosta Koufos	.542	(747-1378)
3.	Willie Cauley-Stein	.529	(1567-2962)
4.	Otis Thorpe	.529	(1567-2962)
5.	Duane Causwell	.516	(920-1783)
6.	Scot Pollard	.510	(604-1184)
7.	Wayman Tisdale	.509	(2853-5610)
8.	Carl Landry	.508	(656-1292)
9.	Lawrence Funderburke	.506	(809-1600)
10.	Antoine Carr	.503	(856-1701)

FREE THROWS MADE

1.	Mitch Richmond	2,617
2.	DeMarcus Cousins	2,604
3.	Kevin Martin	1,791
4.	Peja Stojakovic	1,724
5.	Mike Bibby	1,593
6.	Chris Webber	1,406
7.	Lionel Simmons	1,306
8.	Brad Miller	1,271
9.	De'Aaron Fox	1,246
10.	Vlade Divac	1,209

FREE THROWS ATTEMPTED

1.	DeMarcus Cousins	3,546
2.	Mitch Richmond	3,088
3.	Kevin Martin	2,107
4.	Chris Webber	2,034
5.	Mike Bibby	1,947
6.	Peja Stojakovic	1,931
7.	Vlade Divac	1,789
8.	De'Aaron Fox	1,719
9.	Lionel Simmons	1,694
10.	Brad Miller	1,568

FREE THROW PERCENTAGE (min 250 att.)

1.	Peja Stojakovic	.893	(1724-1931)
2.	Jon Barry	.886	(242-273)
3.	Doug Christie	.863	(825-956)
4.	Vinny Del Negro	.863	(220-255)
5.	Spud Webb	.862	(971-1126)
	Buddy Hield	.862	(480-557)
6.	Isaiah Thomas	.857	(753-879)
7.	Kevin Martin	.850	(1791-2107)
8.	Mitch Richmond	.847	(2617-3088)
	Marcus Thornton	.847	(389-459)




SACRAMENTO-ERA CAREER LEADERS



DOUG CHRISTIE



DUANE CAUSWELL



PEJA STOJAKOVIC

STEALS

1.	Doug Christie	717
2.	Mitch Richmond	670
3.	DeMarcus Cousins	661
4.	Mike Bibby	584
5.	Chris Webber	568
6.	Peja Stojakovic	543
7.	Lionel Simmons	514
8.	Vlade Divac	453
9.	De'Aaron Fox	432
10.	Spud Webb	397

BLOCKED SHOTS

1.	Duane Causwell	695
2.	DeMarcus Cousins	558
3.	Chris Webber	553
4.	Vlade Divac	523
5.	Jason Thompson	394
6.	LaSalle Thompson	363
7.	Lionel Simmons	361
8.	Brad Miller	353
9.	Francisco Garcia	343
10.	Wayman Tisdale	280

MINUTES

1.	Mitch Richmond	19,533
2.	Peja Stojakovic	17,722
3.	Mike Bibby	16,982
4.	DeMarcus Cousins	14,997
5.	Chris Webber	14,627
6.	Jason Thompson	14,348
7.	Vlade Divac	13,676
8.	Lionel Simmons	13,472
9.	Brad Miller	13,283
10.	Wayman Tisdale	12,522

3-POINT FIELD GOALS MADE

1.	Buddy Hield	1,248
2.	Peja Stojakovic	1,070
3.	Mitch Richmond	993
4.	Mike Bibby	775
5.	Francisco Garcia	475
6.	Kevin Martin	459
7.	Bogdan Bogdanovic	427
8.	Harrison Barnes	397
9.	Ben McLemore	384
10.	Bobby Jackson	381

3-POINT FIELD GOALS ATTEMPTED

1.	Buddy Hield	3,101
2.	Peja Stojakovic	2,687
3.	Mitch Richmond	2,460
4.	Mike Bibby	2,056
5.	Francisco Garcia	1,319
6.	Kevin Martin	1,190
7.	Bogdan Bogdanovic	1,142
8.	De'Aaron Fox	1,139
	Jason Williams	1,139
10.	Ben McLemore	1,084

3-POINT FG PERCENTAGE (min. 200 att.)

1.	Cuttino Mobley	.424	(92-217)
2.	Jim Les	.416	(190-457)
3.	Tyrese Haliburton	.411	(225-548)
	Nemanja Bjelica	.411	(237-577)
5.	Mitch Richmond	.404	(993-2460)
6.	Buddy Hield	.402	(1248-3101)
	Jimmer Fredette	.402	(179-445)
	Andres Nocioni	.402	(141-351)
9.	Darren Collison	.398	(220-553)
	Peja Stojakovic	.398	(1070-2687)

GAMES PLAYED

1.	Jason Thompson	541
2.	Peja Stojakovic	518
3.	Mitch Richmond	517
4.	Mike Bibby	476
5.	DeMarcus Cousins	470
6.	Corliss Williamson	466
7.	Francisco Garcia	462
8.	Vlade Divac	454
	Lionel Simmons	454
10.	Duane Causwell	429

PERSONAL FOULS

1.	DeMarcus Cousins	1,809
2.	Jason Thompson	1,671
3.	Mitch Richmond	1,404
4.	Vlade Divac	1,349
5.	Wayman Tisdale	1,274
6.	Duane Causwell	1,257
7.	Corliss Williamson	1,253
8.	Chris Webber	1,240
9.	Brad Miller	1,199
10.	Lionel Simmons	1,106

DISQUALIFICATIONS

1.	DeMarcus Cousins	46
2.	Jason Thompson	28
	Duane Causwell	28
4.	LaSalle Thompson	21
5.	Wayman Tisdale	20
6.	Otis Thorpe	18
7.	Brad Miller	17
8.	Antoine Carr	16
	Mitch Richmond	16
10.	Walt Williams	15

TOP SINGLE-GAME PERFORMANCES

KINGS-ROYALS 40-PLUS POINT PERFORMANCES

Rochester-Cincinnati-Kansas City-Sacramento (Sacramento in bold)

59	Jack Twyman	1/15/60 vs. Minneapolis	42	Nate Archibald	1/11/73 vs. Golden State
56	DeMarcus Cousins	1/25/16 vs. Charlotte (2OT)	42	Nate Archibald	1/26/72 @ Philadelphia
56	Oscar Robertson	12/18/64 vs. Los Angeles	42	Nate Archibald	12/1/71 vs. Chicago
55	DeMarcus Cousins	12/20/16 vs. Portland	42	Tom Van Arsdale	3/16/70 vs. Chi. (1 OT, Omaha)
55	Nate Archibald	2/23/72 vs. Portland	42	Oscar Robertson	1/3/69 vs. Baltimore
52	Nate Archibald	1/27/73 @ Atlanta	42	Oscar Robertson	1/31/68 vs. New York
52	Nate Archibald	1/9/73 vs. New York	42	Oscar Robertson	2/19/66 @ New York
51	Chris Webber	1/5/01 vs. Indiana (1 OT)	42	Oscar Robertson	2/9/65 vs. Boston
51	Nate Archibald	11/18/72 vs. Houston	42	Oscar Robertson	1/9/65 @ Baltimore
50	Kevin Martin	4/1/09 @ Golden State (1 OT)	42	Oscar Robertson	2/7/64 vs. Philadelphia
50	Oscar Robertson	2/6/65 vs. Phila. (Syracuse)	42	Oscar Robertson	12/8/62 vs. Los Angeles
50	Jack Twyman	2/28/59 vs. St. Louis	42	Oscar Robertson	11/7/62 vs. Boston
49	Otis Birdsong	1/29/80 @ Denver	42	Oscar Robertson	2/13/62 vs. Philadelphia
49	Nate Archibald	2/13/73 vs. Houston	42	Oscar Robertson	1/2/61 vs. Syracuse (Utica)
49	Nate Archibald	2/2/72 vs. New York	42	Oscar Robertson	11/27/60 vs. New York
49	Oscar Robertson	11/15/61 @ Philadelphia	42	Jack Twyman	2/23/60 vs. Syracuse
49	Jack Twyman	11/11/59 @ Boston	42	Jack Twyman	1/2/60 vs. New York
48	DeMarcus Cousins	1/23/16 vs. Indiana	42	Jack Twyman	12/27/59 vs. Boston
48	Kevin Martin	11/2/09 vs. Memphis	41	De'Aaron Fox	3/12/22 @ Utah
48	Kevin Martin	3/7/08 vs. Minnesota	41	Buddy Hield	11/25/19 @ Boston
48	Mike Woodson	2/20/83 vs. Houston	41	Rudy Gay	1/21/14 @ New Orleans
48	Nate Archibald	1/16/73 vs. Seattle	41	DeMarcus Cousins	4/3/12 vs. Phoenix
48	Oscar Robertson	11/10/66 vs. Boston	41	Peja Stojakovic	12/23/03 vs. Memphis
48	Oscar Robertson	12/3/65 @ Los Angeles	41	Chris Webber	3/9/01 vs. Denver
48	Oscar Robertson	12/27/64 @ Baltimore	41	Chris Webber	3/7/01 at Phoenix
48	Oscar Robertson	3/14/64 @ St. Louis	41	Chris Webber	2/2/01 vs. Vancouver
48	Oscar Robertson	2/2/64 @ Boston (1 OT)	41	Mitch Richmond	2/13/97 vs. LA Clippers
48	Oscar Robertson	12/5/63 vs. Boston	41	Mitch Richmond	1/4/96 vs. Denver
47	Mitch Richmond	12/15/95 @ Houston	41	Antoine Carr	2/20/91 vs. Cleveland
47	Nate Archibald	11/15/72 vs. Seattle	41	Scott Wedman	3/18/81 vs. Denver
47	Nate Archibald	3/13/71 vs. Atlanta	41	Nate Archibald	1/21/75 vs. Portland
47	Oscar Robertson	2/6/62 vs. Detroit	41	Nate Archibald	2/28/73 @ Phoenix
47	Jack Twyman	10/30/59 vs. Syracuse	41	Nate Archibald	12/15/72 vs. Detroit (1 OT)
46	DeMarcus Cousins	1/30/17 @ Philadelphia	41	Nate Archibald	12/12/72 vs. Cleveland
46	Nate Archibald	3/22/72 vs. Detroit	41	Nate Archibald	12/10/72 vs. Atlanta
46	Nate Archibald	3/12/72 vs. Golden State	41	Nate Archibald	1/16/72 vs. Cle. (Las Cruces)
46	Oscar Robertson	2/15/67 vs. New York	41	Nate Archibald	1/7/72 @ Detroit
46	Jack Twyman	3/4/59 vs. Minneapolis	41	Oscar Robertson	1/25/70 vs. Baltimore
45	Scott Wedman	1/2/80 @ Utah (1 OT)	41	Oscar Robertson	11/21/69 vs. Chicago
45	Kevin Martin	1/3/09 @ Indiana	41	Tom Van Arsdale	11/2/69 @ Los Angeles
45	Danny Ainge	3/4/89 @ Golden State	41	Oscar Robertson	12/28/67 vs. S.F. (Cleveland)
45	Nate Archibald	12/30/72 @ Golden State	41	Connie Dierking	3/19/68 @ Philadelphia
45	Nate Archibald	3/26/72 @ Cleveland	41	Connie Dierking	3/3/68 @ Seattle
45	Nate Archibald	3/19/72 vs. Buffalo	41	Jerry Lucas	11/9/67 @ New York
45	Nate Archibald	2/5/72 vs. Detroit	41	Oscar Robertson	10/18/67 vs. San Francisco
45	Connie Dierking	2/22/70 vs. Philadelphia	41	Oscar Robertson	11/30/65 vs. Los Angeles
45	Oscar Robertson	2/17/64 vs. San Francisco	41	Oscar Robertson	11/10/65 vs. New York
45	Oscar Robertson	12/14/61 @ Los Angeles	41	Oscar Robertson	1/4/64 @ New York
45	Oscar Robertson	12/27/60 vs. Syracuse	41	Oscar Robertson	1/10/63 vs. Boston
45	Jack Twyman	3/8/59 @ Boston	41	Oscar Robertson	3/2/62 vs. Det. (Fort Wayne)
45	Jack Twyman	11/19/58 vs. Boston	41	Oscar Robertson	2/28/62 vs. Boston
44	De'Aaron Fox	3/5/22 @ Dallas	41	Jack Twyman	1/30/61 vs. Boston
44	De'Aaron Fox	3/25/21 vs. Golden State	41	Oscar Robertson	12/1/60 vs. Syracuse
44	Mike Bibby	1/24/06 @ Philadelphia	41	Jack Twyman	1/8/59 vs. Syracuse (3 OT)
44	Mitch Richmond	4/8/95 vs. LA Clippers (1 OT)	40	DeMarcus Cousins	2/14/17 @ LA Lakers
44	Nate Archibald	3/20/73 vs. Buffalo	40	DeMarcus Cousins	3/7/14 @ New Orleans
44	Tom Van Arsdale	2/13/72 @ Houston	40	DeMarcus Cousins	11/13/15 vs. Brooklyn
44	Oscar Robertson	12/11/69 @ Detroit (1 OT)	40	Rudy Gay	10/31/14 vs. Portland
44	Oscar Robertson	3/5/66 vs. New York (1 OT)	40	Kevin Martin	12/21/06 vs. Washington
44	Oscar Robertson	2/18/66 @ Baltimore	40	Mike Bibby	1/19/06 vs. LA Lakers (1 OT)
44	Oscar Robertson	2/2/66 @ Los Angeles	40	Mike Bibby	2/4/05 vs. New York
44	Oscar Robertson	11/27/65 @ New York	40	Cortiss Williamson	3/4/98 vs. Detroit
44	Oscar Robertson	2/3/65 vs. Los Angeles	40	Mitch Richmond	12/30/96 @ Phoenix
44	Oscar Robertson	2/15/64 @ New York	40	Mitch Richmond	12/27/93 @ Orlando
44	Oscar Robertson	1/19/64 @ St. Louis	40	Wayman Tisdale	3/23/93 vs. LA Clippers
44	Oscar Robertson	11/15/60 vs. Philadelphia	40	Walt Williams	1/2/93 vs. Philadelphia
43	Kevin Martin	11/16/07 vs. New York (2 OT)	40	Wayman Tisdale	3/6/90 @ Detroit
43	Ron Boone	3/29/77 vs. New York	40	Wayman Tisdale	12/8/89 @ Golden State
43	Nate Archibald	2/22/73 vs. Milwaukee (1 OT)	40	Eddie Johnson	3/3/85 @ LA Clippers (1 OT)
43	Nate Archibald	10/21/72 vs. Atlanta	40	Eddie Johnson	10/30/83 vs. Seattle
43	Nate Archibald	1/14/72 vs. Atlanta	40	Ron Boone	3/18/78 @ Boston
43	Oscar Robertson	1/5/68 @ Detroit	40	Nate Archibald	3/28/75 @ Los Angeles
43	Oscar Robertson	3/13/67 @ Chicago	40	Nate Archibald	3/25/75 @ New Orleans
43	Oscar Robertson	3/4/67 vs. Baltimore	40	Nate Archibald	1/25/75 @ New York
43	Oscar Robertson	1/6/67 vs. Chicago	40	Nate Archibald	11/17/72 vs. Cleveland
43	Oscar Robertson	12/22/65 @ Baltimore (1 OT)	40	Nate Archibald	12/22/71 vs. Atlanta
43	Oscar Robertson	2/29/64 @ Philadelphia	40	Tom Van Arsdale	2/12/71 @ San Francisco
43	Oscar Robertson	3/10/63 @ Boston (Playoffs)	40	Oscar Robertson	1/22/70 vs. Boston
43	Oscar Robertson	1/23/63 vs. Boston	40	Oscar Robertson	3/1/66 vs. Philadelphia
43	Oscar Robertson	2/19/61 vs. Los Angeles	40	Oscar Robertson	2/21/66 vs. Phila. (Dayton)
43	Oscar Robertson	12/26/60 @ Detroit	40	Oscar Robertson	12/29/65 vs. Los Angeles
43	Jack Twyman	1/8/60 vs. St. Louis	40	Oscar Robertson	3/26/65 @ Phila. (Playoffs)
42	Buddy Hield	1/27/20 @ Minnesota	40	Oscar Robertson	2/21/65 @ New York
42	DeMarcus Cousins	1/21/17 @ Chicago	40	Oscar Robertson	11/25/64 @ Baltimore
42	Marcus Thornton	1/24/14 vs. Indiana	40	Oscar Robertson	1/18/64 vs. St. Louis
42	Marcus Thornton	3/14/11 vs. Golden State	40	Oscar Robertson	12/6/63 @ Boston
42	Mike Bibby	1/29/06 @ Toronto (1 OT)	40	Oscar Robertson	2/13/61 vs. L.A. (Dayton)
42	Mike Bibby	1/15/06 vs. Orlando	40	Jack Twyman	2/20/60 vs. Detroit
42	Lionel Simmons	3/23/91 vs. Phoenix	40	Jack Twyman	1/1/60 vs. Boston (Detroit)
42	Otis Birdsong	12/5/80 vs. Houston	40	Jack Twyman	1/28/56 vs. Boston
42	Nate Archibald	10/10/73 vs. Chicago			
42	Nate Archibald	3/13/73 @ Baltimore			
42	Nate Archibald	2/10/73 vs. Chicago			

TOP SINGLE-GAME PERFORMANCES

KINGS 40-PLUS POINT PERFORMANCES IN THE SACRAMENTO KINGS ERA (1985-86 - PRESENT)

POINTS

56	DeMarcus Cousins	1/25/16 vs. Charlotte (2OT)
55	DeMarcus Cousins	12/20/16 vs. Portland
51	Chris Webber	1/5/01 vs. Indiana (1 OT)
50	Kevin Martin	4/1/09 @ Golden State (1 OT)
48	DeMarcus Cousins	1/23/16 vs. Indiana
48	Kevin Martin	11/2/09 vs. Memphis
48	Kevin Martin	3/7/08 vs. Minnesota
47	Mitch Richmond	12/15/95 @ Houston
46	DeMarcus Cousins	1/30/17 @ Philadelphia
45	Kevin Martin	1/3/09 @ Indiana
45	Danny Ainge	3/4/89 @ Golden State
44	De'Aaron Fox	3/5/22 @ Dallas
44	De'Aaron Fox	3/25/21 vs. Golden State
44	Mike Bibby	1/24/06 @ Philadelphia
44	Mitch Richmond	4/8/95 vs. LA Clippers (1 OT)
43	Kevin Martin	11/16/07 vs. New York (2 OT)
42	Buddy Hield	1/27/20 @ Minnesota (1 OT)
42	DeMarcus Cousins	1/21/17 @ Chicago
42	Marcus Thornton	1/24/14 vs. Indiana
42	Marcus Thornton	3/14/11 vs. Golden State
42	Mike Bibby	1/29/06 @ Toronto (1 OT)
42	Mike Bibby	1/15/06 vs. Orlando
42	Lionel Simmons	3/23/91 vs. Phoenix
41	De'Aaron Fox	3/12/22 @ Utah
41	Buddy Hield	11/25/19 @ Boston
41	Rudy Gay	1/21/14 @ New Orleans
41	DeMarcus Cousins	4/3/12 vs. Phoenix
41	Peja Stojakovic	12/23/03 vs. Memphis
41	Chris Webber	3/9/01 vs. Denver
41	Chris Webber	3/7/01 at Phoenix
41	Chris Webber	2/2/01 vs. Vancouver
41	Mitch Richmond	2/13/97 vs. LA Clippers
41	Mitch Richmond	1/4/96 vs. Denver
41	Antoine Carr	2/20/91 vs. Cleveland
40	DeMarcus Cousins	2/14/17 @ LA Lakers
40	DeMarcus Cousins	3/7/16 at New Orleans
40	DeMarcus Cousins	11/13/15 vs. Brooklyn
40	Rudy Gay	10/31/14 vs. Portland
40	Kevin Martin	12/21/06 vs. Washington
40	Mike Bibby	1/19/06 vs. LA Lakers (1 OT)
40	Mike Bibby	2/4/05 vs. New York
40	Corliss Williamson	3/4/98 vs. Detroit
40	Mitch Richmond	12/30/96 @ Phoenix
40	Mitch Richmond	12/27/93 @ Orlando
40	Wayman Tisdale	3/23/93 vs. LA Clippers

40	Walt Williams	1/2/93 vs. Philadelphia
40	Wayman Tisdale	3/6/90 @ Detroit
40	Wayman Tisdale	12/8/89 @ Golden State

REBOUNDS


26	Chris Webber	1/5/01 vs. Indiana
24	DeMarcus Cousins	3/13/15 @ Philadelphia
22	Jason Thompson	1/17/15 vs. LA Clippers
22	DeMarcus Cousins	4/17/13 vs. LA Clippers
22	Brad Miller	1/14/09 @ Golden State (3 OT)
22	Chris Webber	11/23/99 vs. New Jersey
22	LaSalle Thompson	11/16/88 @ LA Clippers
21	DeMarcus Cousins	4/1/15 @ Houston
21	Brad Miller	1/30/08 vs. Charlotte
21	Chris Webber	4/15/99 vs. Seattle
21	Olden Polynice	2/18/97 vs. Minnesota
21	Olden Polynice	3/11/94 @ Milwaukee
21	LaSalle Thompson	1/8/86 @ Indiana

ASSISTS

20	Rajon Rondo	1/25/16 vs. Charlotte (2 OT)
20	Rajon Rondo	11/23/15 @ Charlotte (1 OT)
19	Rajon Rondo	1/4/16 @ Oklahoma City
19	Rajon Rondo	12/5/15 @ Houston
18	Rajon Rondo	2/24/16 vs. San Antonio
18	Rajon Rondo	11/19/15 @ Miami
18	Jason Williams	1/4/00 @ Cleveland
18	Reggie Theus	4/5/86 vs. Phoenix
18	Reggie Theus	3/11/86 vs. San Antonio
18	Reggie Theus	2/25/86 @ Seattle
17	Davion Mitchell	4/5/22 vs. New Orleans
17	Tyrese Haliburton	2/5/22 vs. Oklahoma
17	Rajon Rondo	3/2/16 @ Memphis
17	Rajon Rondo	1/20/16 @ L.A. Lakers
17	Rajon Rondo	12/23/15 @ Indiana
17	Beno Udrih	3/21/10 at LA Clippers
17	Bobby Hurley	3/3/95 @ LA Lakers (2 OT)
17	Spud Webb	3/23/93 vs. LA Clippers
17	Jim Les	3/2/91 @ Seattle
17	Reggie Theus	3/25/86 vs. Portland



DeMARCUS COUSINS



CHRIS WEBBER



RAJON RONDO

TOP SINGLE-GAME PERFORMANCES

TOP REBOUNING PERFORMANCES

Rochester-Cincinnati Royals Era			Kansas City-Sacramento Kings Era		
40	Jerry Lucas	2/29/64 @ Philadelphia	26	Chris Webber	1/5/01 vs. Indiana
38	Maurice Stokes	1/14/56 vs. Syracuse	26	Sam Lacey	11/25/73 vs. Seattle
37	Jerry Lucas	1/20/65 @ Detroit	25	Sam Lacey	11/10/74 vs. Boston
35	Jerry Lucas	11/13/65 vs. Baltimore	25	Sam Lacey	2/2/71 @ New York
34	Jerry Lucas	2/12/68 vs. Chicago (Cleveland)	24	DeMarcus Cousins	3/13/15 @ Philadelphia
34	Maurice Stokes	1/21/56 vs. St. L (Saratoga Spr.)	24	Sam Lacey	1972-73, date n/a
33	Jerry Lucas	11/11/66 @ Baltimore	23	Sam Lacey	3/8/78 vs. New Jersey
33	Maurice Stokes	1/16/57 vs. St. Louis	23	Sam Lacey	11/21/75 vs. Chicago
32	Jerry Lucas	10/21/67 vs. Chicago	23	Sam Lacey	10/30/74 vs. Milwaukee
32	Jerry Lucas	2/15/66 vs. Boston	23	Sam Lacey	2/15/74 @ Philadelphia
32	Jerry Lucas	1/25/66 vs. Boston	22	DeMarcus Cousins	4/17/13 vs. LA Clippers
31	Jerry Lucas	2/12/69 vs. San Diego	22	Brad Miller	1/14/09 @ Golden State (3 OT)
31	Jerry Lucas	1/2/69 @ San Francisco	22	Chris Webber	11/23/99 vs. New Jersey
31	Jerry Lucas	11/23/66 vs. Philadelphia	22	LaSalle Thompson	11/16/88 @ LA Clippers
31	Jerry Lucas	10/28/65 vs. Boston	22	Sam Lacey	11/24/74 vs. Cleveland
31	Jerry Lucas	3/6/65 @ San Francisco	22	Sam Lacey	2/19/74 vs. Los Angeles
31	Jerry Lucas	11/7/64 @ Philadelphia	22	Sam Lacey	12/1/73 @ Golden State
30	Jerry Lucas	11/23/65 vs. Detroit (New York)	22	Ron Riley	11/2/73 vs. Seattle
30	Jerry Lucas	3/21/65 @ Boston	21	DeMarcus Cousins	4/1/15 @ Houston
30	Maurice Stokes	11/8/57 vs. Boston	21	Brad Miller	1/30/08 vs. Charlotte
30	Maurice Stokes	2/1/57 vs. Ft. Wayne (Cincinnati)	21	Chris Webber	4/15/99 vs. Seattle
30	Maurice Stokes	2/1/56 vs. Syracuse	21	Olden Polynice	2/18/97 vs. Minnesota
			21	Olden Polynice	3/11/94 @ Milwaukee
			21	LaSalle Thompson	1/8/86 @ Indiana
			21	Sam Lacey	12/26/79 vs. Los Angeles
			21	Sam Lacey	11/13/74 @ Washington
			21	John Block	1972-73, date n/a
			20	31 times	(Sam Lacey 13 times)

TOP ASSIST PERFORMANCES

Rochester-Cincinnati Royals Era			Kansas City-Sacramento Kings Era		
22	Oscar Robertson	3/5/66 vs. New York	22	Phil Ford	2/21/79 vs. Milwaukee
22	Oscar Robertson	10/29/61 vs. Syracuse	21	Phil Ford	2/23/79 vs. Phoenix
21	Oscar Robertson	2/14/64 vs. New York	21	Nate Archibald	12/15/72 vs. Detroit (10T)
20	Oscar Robertson	3/4/69 @ Phoenix	20	Rajon Rondo	1/25/16 vs. Charlotte (2 OT)
20	Oscar Robertson	2/28/65 vs. New York (Dayton)	20	Rajon Rondo	11/23/15 @ Charlotte (1 OT)
20	Oscar Robertson	12/28/64 vs. San Francisco	20	Nate Archibald	3/2/73 @ Golden State
20	Oscar Robertson	12/11/61 vs. Chicago (Dayton)	20	Nate Archibald	2/9/73 @ Houston
20	Oscar Robertson	2/19/61 vs. Los Angeles	19	Rajon Rondo	1/4/16 @ Oklahoma City
20	Bob Davies	1/22/55 vs. Boston	19	Rajon Rondo	12/5/15 @ Houston
19	Oscar Robertson	12/6/67 vs. Philadelphia	19	Nate Archibald	2/6/73 @ Chicago
19	Oscar Robertson	1/18/68 vs. S.D. (Cleveland)	19	Nate Archibald	11/10/72 @ Seattle
19	Oscar Robertson	12/14/66 @ Los Angeles	18	Rajon Rondo	2/24/16 vs. San Antonio
19	Oscar Robertson	3/18/65 vs. Baltimore	18	Rajon Rondo	11/19/15 @ Miami
19	Oscar Robertson	12/1/64 vs. Detroit (Indianapolis)	18	Jason Williams	1/4/00 @ Cleveland
19	Oscar Robertson	1/5/64 vs. Baltimore	18	Reggie Theus	4/5/86 vs. Phoenix
19	Oscar Robertson	1/4/63 vs. San Francisco	18	Reggie Theus	3/11/86 vs. San Antonio
19	Oscar Robertson	12/13/62 vs. Chicago (Indianapolis)	18	Reggie Theus	2/25/86 @ Seattle
19	Oscar Robertson	1/11/62 vs. Philadelphia	18	Nate Archibald	12/25/72 vs. Milwaukee
19	Oscar Robertson	12/8/61 vs. St. Louis	18	Nate Archibald	12/2/72 @ Houston
18	15 times	(Oscar Robertson 9 times)	18	Nate Archibald	11/8/72 vs. Philadelphia
			17	11 times	(Rajon Rondo 3 times)

TOP OPPONENT PERFORMANCES

Points			Rebounds		
65	Wilt Chamberlain	2/13/62 vs. Philadelphia	40	Bill Russell	12/12/58 @ Boston (1 OT)
62	Wilt Chamberlain	11/15/64 vs. San Francisco	39	Wilt Chamberlain	12/28/59 vs. Phila. (St. Louis)
61	Wilt Chamberlain	11/21/62 @ San Francisco	38	Wilt Chamberlain	12/18/60 vs. Philadelphia
61	George Mikan	1/20/52 @ Minneapolis	37	Wilt Chamberlain	1/24/60 vs. Philadelphia
60	Wilt Chamberlain	1/26/69 vs. L.A. (Cleveland)	36	Wilt Chamberlain	2/28/67 vs. Phila. (Syracuse)
59	Wilt Chamberlain	11/18/62 vs. San Francisco	36	Bill Russell	3/21/65 @ Boston
58	Wilt Chamberlain	2/13/67 @ Philadelphia	36	George Mikan	1/20/52 @ Minneapolis
58	Wilt Chamberlain	2/25/61 vs. Philadelphia	35	Bill Russell	4/9/64 @ Boston (Playoffs)
57	Rick Barry	10/29/66 vs. San Francisco	35	Bill Russell	1/12/62 @ Boston
57	Wilt Chamberlain	12/19/61 vs. Philadelphia	35	Wilt Chamberlain	11/8/59 @ Philadelphia
	Most in KC Kings Era		35	Bob Pettit	3/2/58 @ St. Louis
53	Gail Goodrich	3/28/75 @ Los Angeles		Most in KC-Sac Kings Era	
	Most in Sac Kings Era		31	Dennis Rodman	3/14/92 vs. Detroit
53	Tony Delk	1/2/01 vs. Phoenix			
Assists					
21	Sherman Douglas	12/8/93 @ Boston	19	Michael Adams	2/12/92 vs. Washington
21	Nate McMillan	3/31/87 @ Seattle	19	John Stockton	1/5/91 vs. Utah
21	Isiah Thomas	12/22/84 vs. Detroit	19	John Stockton	3/24/88 @ Utah
20	Steve Nash	12/5/06 @ Phoenix	19	John Stockton	2/29/88 vs. Utah
20	John Lucas	12/23/83 vs. San Antonio	19	John Stockton	1/2/88 vs. Utah
20	Kevin Porter	1/22/78 @ New Jersey	19	Magic Johnson	3/22/87 @ LA Lakers
20	Guy Rodgers	3/1/63 @ San Francisco	19	Magic Johnson	3/21/84 vs. LA Lakers
19	John Wall	12/21/15 @ Washington	19	Walt Hazzard	3/9/69 @ Atlanta
19	Chris Paul	2/1/08 vs. New Orleans	19	Wilt Chamberlain	3/19/68 @ Philadelphia
19	Chauncey Billups	12/14/05 @ Detroit	19	Guy Rodgers	3/3/63 @ San Francisco
19	Steve Nash	4/1/04 @ Dallas	19	Bob Cousy	2/19/63 @ Boston

TOP SINGLE-GAME PERFORMANCES

TRIPLE-DOUBLE PERFORMANCES IN THE SACRAMENTO ERA

Name	Date	Opponent	PTS	REB	AST
De'Aaron Fox	11/1/18	@ Atlanta	31	10	15
Ty Lawson	4/11/17	vs. Phoenix	22	10	12
DeMarcus Cousins	2/3/17	vs. Phoenix	22	11	12
DeMarcus Cousins	1/18/17	vs. Indiana	25	12	10
Rajon Rondo	4/5/16	vs. Portland	27	10	12
DeMarcus Cousins	2/5/16	@ Brooklyn	24	10	10
Rajon Rondo	1/23/16	vs. Indiana	11	10	10
Rajon Rondo	11/18/15	@ Atlanta	12	12	10
Rajon Rondo	11/13/15	vs. Brooklyn	23	10	14
Rajon Rondo	11/11/15	vs. Detroit	14	11	15
Rajon Rondo	11/7/15	vs. Golden State	14	12	15
DeMarcus Cousins	4/3/15	vs. New Orleans	24	20	13
DeMarcus Cousins	4/1/15	@ Houston	24	21	10
Isaiah Thomas	3/18/14	vs. Washington	24	11	10
DeMarcus Cousins	12/30/12	vs. Boston	12	10	10
Beno Udrih	3/28/10	@ Cleveland	18	10	15
Tyreke Evans*	3/10/10	vs. Toronto	19	10	10
Brad Miller	4/10/07	@ Memphis	17	10	11
John Salmons	12/22/06	@ Denver	21	11	10
Kenny Thomas	1/19/06	vs. LA Lakers	16	12	10
Chris Webber	2/13/05	@ Boston	14	17	12
Chris Webber	2/8/05	vs. Phoenix	24	10	12
Chris Webber	2/5/05	@ Portland	20	13	10
Mike Bibby	1/20/05	vs. Cleveland	15	10	11
Chris Webber	11/9/04	vs. Toronto	21	11	11
Vlade Divac	2/17/04	vs. Boston	14	11	11
Brad Miller	12/7/03	vs. Indiana	18	15	10
Brad Miller	11/21/03	vs. Orlando	22	14	10
Chris Webber	1/26/03	@ Toronto	24	19	10
Chris Webber	1/15/03	vs. Dallas	29	15	11
Chris Webber	12/21/02	@ Phoenix	29	15	11
Vlade Divac	2/6/02	@ Boston	15	14	10
Chris Webber	3/20/01	vs. Houston	28	10	12
Chris Webber	4/18/00	vs. Seattle	23	10	13
Vlade Divac	4/2/00	vs. Philadelphia	14	11	11
Chris Webber	3/28/00	vs. New York	21	10	11
Chris Webber	3/6/00	vs. Dallas	22	10	11
Chris Webber	12/4/99	@ Washington	25	11	10
Chris Webber	11/23/99	vs. New Jersey	26	17	10
Vlade Divac	4/6/99	@ Seattle	11	14	10
Chris Webber	2/25/99	@ Washington	17	10	10
Mitch Richmond	1/22/97	vs. Detroit	38	10	10
Mitch Richmond	2/16/94	vs. Philadelphia	31	12	10
Lionel Simmons	1/7/94	@ Seattle	14	12	13
Mitch Richmond	1/2/92	vs. Philadelphia	29	10	10
Lionel Simmons	11/26/91	vs. Phoenix	10	14	10
Danny Ainge	12/5/89	vs. Milwaukee	27	11	13
Rodney McCray	1/11/89	@ LA Clippers	18	10	10
Rodney McCray	12/1/88	vs. Denver	20	12	10
Reggie Theus	3/12/86	@ Dallas	32	14	15

* first triple-double by a rookie in Sacramento era

TOP 20-POINT, 20-REBOUND PERFORMANCES IN THE SACRAMENTO ERA

POINTS	REBOUNDS	PLAYER	GAME
36	20	DeMarcus Cousins	11/28/16 @ Washington
24	20	DeMarcus Cousins	3/20/16 @ New York
37	20	DeMarcus Cousins	2/19/16 vs. Denver
24	20	DeMarcus Cousins*	4/3/15 vs. New Orleans
24	21	DeMarcus Cousins*	4/1/15 @ Houston
39	20	DeMarcus Cousins	3/27/15 @ New Orleans
39	24	DeMarcus Cousins	3/13/15 @ Philadelphia
23	22	Jason Thompson	1/17/15 vs. L.A. Clippers
28	20	DeMarcus Cousins	3/9/14 @ Brooklyn
36	22	DeMarcus Cousins	4/17/13 vs. L.A. Clippers
31	20	DeMarcus Cousins	1/4/13 @ Toronto
21	20	DeMarcus Cousins	2/4/12 vs. Golden State
30	22	Brad Miller	1/14/09 @ Golden State
22	20	Brad Miller	2/2/08 vs. Chicago
22	21	Brad Miller	1/30/08 vs. Charlotte
51	26	Chris Webber	1/5/01 vs. Indiana
28	20	Chris Webber	2/23/00 vs. Atlanta
26	22	Chris Webber	11/23/99 vs. New Jersey
26	21	Chris Webber	4/15/99 vs. Seattle
28	20	Chris Webber	2/9/99 @ Phoenix
23	21	Olden Polynice	3/11/94 @ Milwaukee
24	22	LaSalle Thompson	11/16/88 @ L.A. Clippers
23	20	Richaun Holmes	11/5/21 vs. Charlotte
30	20	Domantas Sabonis	3/18/22 vs. Boston

* triple-double

SEASON BEST PERFORMANCES

INDIVIDUAL

MINUTES

NO.	SEASON	PLAYER	G	MIN	AVG	NBA RANK
1.	1972-73	Nate Archibald	80	3681	46.0	1
2.	1965-66	Oscar Robertson	76	3493	46.0	3
3.	1964-65	Oscar Robertson	75	3421	45.6	2
4.	1963-64	Oscar Robertson	79	3559	45.1	2
5.	1965-66	Jerry Lucas	79	3517	44.5	2
6.	1961-62	Oscar Robertson	79	3503	44.3	2
7.	1967-68	Jerry Lucas	82	3619	44.1	2
8.	1962-63	Oscar Robertson	80	3521	44.0	2
9.	1966-67	Oscar Robertson	79	3468	43.9	3
10.	1968-69	Oscar Robertson	79	3461	43.8	4

SCORING

NO.	SEASON	PLAYER	G	PTS	AVG	NBA RANK
1.	1972-73	Nate Archibald	80	2719	34.0	1
2.	1963-64	Oscar Robertson	79	2480	31.4	2
3.	1965-66	Oscar Robertson	76	2378	31.3	3
4.	1959-60	Jack Twyman	75	2338	31.2	2
5.	1961-62	Oscar Robertson	79	2432	30.8	3
6.	1966-67	Oscar Robertson	79	2412	30.5	2
7.	1960-61	Oscar Robertson	71	2165	30.5	3
8.	1964-65	Oscar Robertson	75	2279	30.4	3
9.	1967-68	Oscar Robertson	65	1896	29.2	6
10.	1962-63	Oscar Robertson	80	2264	28.3	3

REBOUNDS

NO.	SEASON	PLAYER	G	REB	AVG	NBA RANK
1.	1965-66	Jerry Lucas	79	1668	21.1	3
2.	1964-65	Jerry Lucas	66	1321	20.0	4
3.	1966-67	Jerry Lucas	81	1547	19.1	3
4.	1967-68	Jerry Lucas	82	1560	19.0	2
5.	1968-69	Jerry Lucas	74	1360	18.4	6
6.	1957-58	Maurice Stokes	63	1142	18.1	3
7.	1956-57	Maurice Stokes	72	1256	17.4	1
8.	1963-64	Jerry Lucas	79	1375	17.4	3
9.	1955-56	Maurice Stokes	67	1094	16.3	2
10.	1974-75	Sam Lacey	81	1149	14.2	3

ASSISTS

NO.	SEASON	PLAYER	G	AST	AVG	NBA RANK
1.	2015-16	Rajon Rondo	72	839	11.7	1
2.	1964-65	Oscar Robertson	75	861	11.5	1
3.	1961-62	Oscar Robertson	79	899	11.4	1
4.	1972-73	Nate Archibald	80	910	11.4	1
5.	1965-66	Oscar Robertson	76	847	11.1	1
6.	1963-64	Oscar Robertson	79	868	11.0	1
7.	1966-67	Oscar Robertson	79	845	10.7	2
8.	1970-71	Norm Van Lier	82	832	10.1	1
9.	1968-69	Oscar Robertson	79	772	9.8	1
10.	1967-68	Oscar Robertson	65	633	9.7	3
	1960-61	Oscar Robertson	71	690	9.7	1

FIELD GOAL PERCENTAGE (Minimum 500 FGA)

NO.	SEASON	PLAYER	FGM	FGA	PCT	NBA RANK
1.	2020-21	Richaun Holmes	366	575	.637	2
2.	1982-83	Steve Johnson	371	595	.624	2
3.	1981-82	Steve Johnson	395	644	.613	2
4.	1984-85	Otis Thorpe	411	685	.600	3
5.	1970-71	Johnny Green	502	855	.587	1
6.	1972-73	Matt Guokas	322	565	.570	2
7.	1971-72	Johnny Green	331	582	.569	—
8.	1969-70	Johnny Green	481	860	.559	1
9.	2018-19	Willie Cauley-Stein	412	641	.551	—
10.	1968-69	Jerry Lucas	555	1007	.551	2

TEAM

SCORING

NO.	SEASON	PTS	AVG	NBA RANK
1.	1961-62	9848	123.1	2
2.	1962-63	9520	119.0	2
3.	1960-61	9314	117.9	6
4.	1965-66	9424	117.8	3
5.	1969-70	9619	117.3	7
6.	1966-67	9485	117.1	5
7.	1967-68	9561	116.6	7
8.	1970-71	9511	116.0	3
9.	1984-85	9413	114.8	5
10.	1963-64	9176	114.7	1

FIELD GOAL PERCENTAGE

NO.	SEASON	FGM	FGA	PCT	NBA RANK
1.	1984-85	3664	7275	.504	4
2.	1980-81	3572	7151	.500	5
3.	1982-83	3719	7485	.497	4
4.	1981-82	3604	7284	.495	10
5.	1978-79	3764	7644	.492	6
6.	1985-86	3538	7220	.490	8
7.	1983-84	3516	7230	.486	16
8.	1972-73	3621	7581	.478	2
	1979-80	3582	7489	.478	13
10.	1986-87	3522	7413	.475	13

FREE THROW PERCENTAGE

NO.	SEASON	FTM	FTA	PCT	NBA RANK
1.	1974-75	1797	2190	.821	1
2.	2008-09	1682	2107	.798	6
3.	2007-08	1812	2272	.798	3
4.	1976-77	1706	2140	.797	1
5.	1986-87	1974	2479	.796	2
6.	2003-04	1626	2044	.795	2
7.	2004-05	1577	2004	.787	6
8.	1977-78	1775	2262	.785	2
9.	2005-06	1704	2173	.784	5
10.	1984-85	2022	2595	.779	7

REBOUNDING

NO.	SEASON	REB	AVG	NBA RANK
1.	1961-62	5665	70.8	5
2.	1960-61	5581	70.6	7
3.	1959-60	5251	70.0	5
4.	1962-63	5561	69.5	2
5.	1965-66	5559	69.5	4
6.	1957-58	4959	68.9	6
7.	1958-59	4887	67.9	6
8.	1963-64	5400	67.5	9
9.	1964-65	5387	67.3	4
10.	1966-67	5198	64.2	9

ASSISTS

NO.	SEASON	AST	AVG	NBA RANK
1.	1984-85	2342	28.6	2
2.	1985-86	2304	28.1	5
3.	1980-81	2271	27.7	4
4.	1978-79	2239	27.3	7
5.	1983-84	2229	27.2	7
6.	1961-62	2154	26.9	1
7.	1960-61	2107	26.7	2
8.	1986-87	2185	26.6	9
9.	1982-83	2155	26.3	9
10.	2003-04	2152	26.2	1

SEASON BEST PERFORMANCES

INDIVIDUAL

FREE THROW PERCENTAGE (Minimum 250 FTA)

NO.	SEASON	PLAYER	FTM	FTA	PCT	NBA RANK
1.	2003-04	Peja Stojakovic	394	425	.927	1
2.	2004-05	Peja Stojakovic	253	275	.920	3
3.	1951-52	Bobby Wanzer	377	417	.904	1
4.	1966-67	Adrian Smith	343	380	.903	1
5.	2000-01	Doug Christie	280	312	.897	3
6.	2012-13	Isaiah Thomas	253	287	.882	7
7.	2001-02	Peja Stojakovic	283	323	.876	T9
8.	2002-03	Peja Stojakovic	231	264	.875	12
9.	1966-67	Oscar Robertson	736	843	.873	4
10.	1967-68	Oscar Robertson	576	660	.873	1

STEALS

NO.	SEASON	PLAYER	G	STL	AVG	NBA RANK
1.	1976-77	Brian Taylor	72	199	2.76	2
2.	2007-08	Ron Artest	57	133	2.33	2
3.	2000-01	Doug Christie	81	183	2.26	3
4.	2002-03	Doug Christie	80	180	2.25	4
5.	1978-79	Phil Ford	79	174	2.20	5
6.	2006-07	Ron Artest	70	149	2.13	2
7.	2001-02	Doug Christie	81	160	1.98	5
8.	2015-16	Rajon Rondo	72	141	1.96	7
9.	1998-99	Jason Williams	50	95	1.90	15
10.	2003-04	Doug Christie	82	151	1.84	5

BLOCKED SHOTS

NO.	SEASON	PLAYER	G	BLK	AVG	NBA RANK
1.	1991-92	Duane Causwell	80	215	2.69	7
2.	1997-98	Michael Stewart	81	195	2.41	7
3.	1973-74	Sam Lacey	79	184	2.33	8
4.	1998-99	Chris Webber	42	89	2.12	11
5.	1974-75	Sam Lacey	81	168	2.07	4
6.	1987-88	Jawann Oldham	54	110	2.04	7
7.	1990-91	Duane Causwell	76	148	1.95	15
8.	2002-03	Keon Clark	80	150	1.88	T11
9.	1983-84	LaSalle Thompson	80	145	1.81	7
10.	2014-15	DeMarcus Cousins	59	103	1.75	T10

TEAM

STEALS

NO.	SEASON	STL	AVG	NBA RANK
1.	1979-80	863	10.52	5
2.	1976-77	849	10.35	8
3.	1978-79	825	10.06	7
4.	1973-74	796	9.71	2
5.	1977-78	794	9.68	14
6.	2000-01	793	9.67	1
7.	1999-00	787	9.60	3
8.	1982-83	765	9.33	8
9.	1975-76	751	9.16	7
10.	1981-82	743	9.06	7

BLOCKED SHOTS

NO.	SEASON	BLK	AVG	NBA RANK
1.	1991-92	618	7.54	2
2.	1990-91	513	6.26	5
3.	1987-88	493	6.01	7
4.	2002-03	457	5.57	12
	1994-95	457	5.57	8
6.	1995-96	436	5.32	11
7.	2000-01	432	5.27	14
8.	1997-98	420	5.12	14
9.	1988-89	409	4.99	17
	1982-83	409	4.99	15



DID YOU KNOW? NBA Hall of Famer Oscar Robertson was the first player in NBA history to average a triple-double (points, rebounds, and assists) for an entire season. The Cincinnati Royals All-Star averaged 30.8 points, 12.5 rebounds, and a league-high 11.4 assists per game during the 1961-62 season.



DID YOU KNOW? NBA Hall of Famer 6-foot-1 Nate "Tiny" Archibald was the first player in NBA history to lead the league in scoring (34.0 ppg) and assists (11.4 apg) in a single season (1972-73).

KINGS' STATISTICS YEAR-BY-YEAR

TEAM'S STATISTICS

	PPG	RPG	APG	SPG	BPG	TPG	FG%	3pt%	FT%	ORPG	DRPG
1970-71	116.0	50.6	24.7	---	---	19.26	.454	---	.725	---	---
1971-72	107.8	45.8	24.6	---	---	20.39	.459	---	.756	---	---
1972-73	107.6	44.2	25.8	---	---	20.95	.478	---	.776	---	---
1973-74	102.0	44.7	21.3	9.71	4.68	21.84	.459	---	.774	13.6	31.1
1974-75	101.4	45.6	22.6	8.83	4.23	18.88	.449	---	.821	12.1	33.5
1975-76	103.3	46.4	22.7	9.16	3.95	19.27	.453	---	.767	13.8	32.5
1976-77	107.7	46.5	24.2	10.35	4.71	18.93	.460	---	.797	14.9	31.6
1977-78	109.5	46.8	24.3	9.68	4.51	20.61	.466	---	.785	14.7	32.1
1978-79	113.1	43.8	27.3	10.06	4.76	19.89	.492	---	.730	14.5	29.3
1979-80	108.0	44.1	25.9	10.52	4.34	17.55	.478	.219	.743	14.5	29.6
1980-81	106.9	42.5	27.7	8.77	4.70	17.66	.500	.292	.714	12.6	29.9
1981-82	107.1	41.0	25.1	9.06	4.90	18.38	.495	.200	.719	13.2	27.8
1982-83	113.8	44.7	26.3	9.33	4.99	20.62	.497	.237	.727	15.3	29.4
1983-84	110.0	41.7	27.2	8.72	4.67	18.34	.486	.275	.777	14.0	27.7
1984-85	114.8	42.6	28.6	8.06	3.66	19.43	.504	.265	.779	14.2	28.4
1985-86	108.8	42.8	28.1	7.34	4.73	18.70	.490	.224	.778	13.8	29.0
1986-87	110.9	45.4	26.6	6.26	4.84	17.11	.475	.251	.796	15.6	29.8
1987-88	108.0	45.0	25.8	7.10	6.01	17.77	.471	.320	.772	15.0	30.0
1988-89	105.5	43.8	24.0	7.61	4.99	16.71	.457	.373	.770	13.9	29.9
1989-90	101.7	40.4	25.0	6.66	4.78	15.11	.468	.333	.771	11.6	28.8
1990-91	96.7	39.6	24.3	7.70	6.26	15.51	.453	.374	.732	12.5	27.0
1991-92	104.3	41.6	23.9	8.87	7.54	16.59	.466	.353	.747	12.9	28.7
1992-93	107.9	41.7	25.3	9.37	4.24	16.63	.463	.332	.762	13.9	27.8
1993-94	101.1	42.3	24.7	8.16	4.33	16.26	.452	.353	.731	13.7	28.6
1994-95	98.2	41.4	22.2	7.93	5.57	17.67	.468	.346	.711	13.1	28.4
1995-96	99.5	42.2	22.3	7.84	5.32	17.59	.457	.387	.731	13.6	28.6
1996-97	96.4	41.5	21.9	7.17	4.41	16.24	.454	.391	.723	13.4	28.1
1997-98	93.1	41.4	22.4	7.27	5.12	15.50	.442	.351	.687	13.3	28.1
1998-99	100.2	45.6	22.6	8.88	4.64	16.84	.445	.308	.683	14.1	31.5
1999-00	105.0	45.0	23.8	9.60	4.65	16.16	.450	.322	.754	12.9	32.1
2000-01	101.7	45.0	22.6	9.67	5.27	14.89	.449	.354	.771	12.0	33.0
2001-02	104.6	45.3	23.9	9.04	4.57	13.76	.467	.367	.751	12.4	33.0
2002-03	101.7	44.5	24.8	8.98	5.57	14.54	.464	.381	.746	11.0	33.5
2003-04	102.8	41.2	26.2	8.66	3.96	13.87	.462	.401	.795	10.8	30.4
2004-05	103.7	42.4	24.5	8.22	3.85	13.09	.459	.374	.787	12.5	29.9
2005-06	98.9	40.5	22.3	7.41	3.65	14.62	.454	.351	.784	10.4	30.2
2006-07	101.3	38.9	20.3	8.18	3.23	14.56	.450	.350	.765	9.7	29.2
2007-08	102.5	40.1	19.1	7.94	4.07	16.06	.464	.373	.798	10.1	30.0
2008-09	100.6	39.1	19.7	6.94	4.26	15.44	.447	.368	.798	10.2	28.9
2009-10	100.0	42.6	20.5	6.88	4.46	14.95	.456	.349	.726	11.9	30.7
2010-11	99.4	43.9	20.4	7.41	4.77	16.15	.449	.335	.734	13.1	30.8
2011-12	98.8	42.9	19.3	8.50	4.89	14.42	.436	.316	.736	13.4	29.5
2012-13	100.2	40.6	20.8	8.18	4.17	14.62	.447	.363	.769	11.5	29.1
2013-14	100.5	44.5	18.9	7.16	3.88	15.23	.447	.333	.759	12.1	32.4
2014-15	101.3	44.2	20.3	6.71	3.95	16.26	.455	.341	.762	10.9	33.3
2015-16	106.6	44.2	24.5	8.94	4.49	16.17	.464	.359	.725	10.6	33.7
2016-17	102.8	41.1	22.5	7.64	3.95	14.64	.461	.376	.775	8.7	32.3
2017-18	98.8	40.9	21.6	7.84	4.15	13.72	.450	.375	.735	9.5	31.4
2018-19	114.2	45.4	25.4	8.28	4.43	13.35	.464	.378	.726	11.0	34.4
2019-20	110.1	42.6	23.8	7.72	4.07	14.50	.462	.364	.770	9.65	32.9
2020-21	113.7	41.4	25.5	7.54	4.97	13.38	.481	.364	.745	9.36	32.0
2021-22	110.3	42.9	23.7	7.17	4.50	14.10	.460	.344	.768	9.6	33.4

OPPONENTS' STATISTICS

	PPG	RPG	APG	SPG	BPG	TPG	FG%	3pt%	FT%	ORPG	DRPG
1970-71	119.2	57.0	25.0	---	---	20.55	.467	---	.730	---	---
1971-72	111.8	51.6	24.7	---	---	19.93	.466	---	.740	---	---
1972-73	110.5	48.3	23.0	---	---	22.21	.484	---	.766	---	---
1973-74	105.8	47.1	23.4	8.82	4.55	21.52	.476	---	.775	14.8	32.3
1974-75	101.6	47.2	22.4	7.39	3.80	19.57	.461	---	.768	12.9	34.3
1975-76	106.2	47.9	22.3	8.29	3.91	19.76	.466	---	.759	14.1	33.9
1976-77	106.8	46.8	21.3	8.80	4.78	21.11	.472	---	.761	13.4	33.4
1977-78	111.4	47.8	23.5	9.71	4.98	20.66	.474	---	.761	15.0	32.7
1978-79	110.2	45.2	21.7	8.27	5.30	22.91	.486	---	.749	14.1	31.1
1979-80	104.9	46.1	21.7	8.48	5.18	21.49	.476	.238	.763	13.9	32.2
1980-81	106.9	44.5	22.6	8.74	4.67	18.54	.481	.203	.756	13.9	30.6
1981-82	110.2	45.4	22.6	8.62	5.49	19.61	.500	.304	.756	14.3	31.1
1982-83	112.3	44.5	24.4	9.87	5.35	20.93	.487	.213	.730	15.2	29.3
1983-84	111.5	42.8	25.7	8.05	6.01	19.32	.502	.201	.761	13.7	29.1
1984-85	117.5	41.9	28.6	9.28	6.24	17.37	.510	.251	.769	14.2	27.6
1985-86	111.9	42.5	25.8	9.16	5.83	17.18	.494	.260	.755	13.9	28.5
1986-87	114.1	42.9	26.3	8.62	5.94	14.76	.489	.316	.769	14.1	28.7
1987-88	113.7	43.6	26.5	9.56	6.50	14.57	.498	.324	.761	14.1	29.6
1988-89	111.0	46.0	25.7	9.26	5.39	15.66	.484	.316	.759	14.3	31.8
1989-90	106.8	44.8	24.7	8.59	4.77	14.24	.473	.316	.787	14.0	30.9
1990-91	103.5	45.2	23.3	8.52	5.46	16.00	.470	.316	.761	14.2	31.0
1991-92	110.3	48.2	26.0	9.95	6.46	16.56	.479	.331	.752	16.0	32.2
1992-93	111.1	45.1	25.3	9.35	6.72	17.88	.487	.313	.758	13.9	31.2
1993-94	106.9	45.9	25.0	9.10	6.07	16.35	.479	.359	.722	14.5	31.4
1994-95	99.2	41.6	22.2	9.22	6.28	16.44	.453	.304	.741	14.0	27.7
1995-96	102.3	41.1	22.0	9.35	6.16	16.54	.462	.379	.751	12.9	28.2
1996-97	99.8	41.5	21.7	8.73	5.23	15.33	.462	.352	.737	13.0	28.5
1997-98	98.7	45.0	22.2	8.46	5.68	15.32	.457	.356	.742	14.1	30.9
1998-99	100.6	47.0	23.3	9.80	4.42	15.80	.446	.336	.712	15.0	32.0
1999-00	102.0	47.6	23.8	9.18	4.93	17.52	.452	.353	.751	13.9	33.7
2000-01	95.9	45.9	22.1	8.12	5.80	16.27	.432	.355	.749	13.7	32.2
2001-02	97.0	44.9	22.4	7.72	4.72	15.20	.440	.337	.744	13.0	31.9
2002-03	95.2	45.8	21.5	8.34	4.34	15.39	.420	.320	.741	14.0	31.9
2003-04	97.8	43.9	21.3	7.94	5.04	14.94	.454	.339	.749	13.2	30.7
2004-05	101.6	44.3	21.5	7.59	4.45	14.68	.459	.357	.738	13.4	30.9
2005-06	97.3	42.1	21.1	8.00	4.91	14.62	.454	.351	.747	11.6	30.5
2006-07	103.1	43.4	22.4	6.98	4.94	16.28	.472	.365	.757	11.1	32.3
2007-08	104.8	41.9	22.9	8.06	5.51	15.24	.466	.373	.753	11.8	30.1
2008-09	109.3	44.0	21.9	8.59	5.16	14.37	.483	.406	.756	12.4	31.6
2009-10	104.4	42.0	20.5	7.15	5.71	13.66	.469	.357	.774	11.1	31.0
2010-11	104.7	41.2	21.7	8.12	5.66	14.68	.478	.355	.762	10.6	30.6
2011-12	104.4	45.0	23.8	7.85	6.41	15.36	.476	.355	.762	12.4	32.6
2012-13	105.1	43.6	25.1	7.61	6.30	14.73	.472	.355	.783	11.9	31.7
2013-14	103.4	41.2	23.5	7.77	5.60	13.61	.461	.380	.737	9.9	31.3
2014-15	105.0	41.2	23.3	8.68	6.20	12.91	.456	.349	.748	11.0	30.2
2015-16	109.1	45.0	24.2	8.80	5.33	15.95	.462	.366	.762	11.3	33.7
2016-17	106.7	42.9	23.7	8.46	5.12	13.96	.462	.364	.778	10.1	32.8
2017-18	105.8	43.8	23.6	7.76	4.74	14.33	.470	.377	.765	9.1	34.7
2018-19	115.3	48.0	24.7	7.54	5.12	15.90	.466	.348	.770	11.2	36.8
2019-20	112.1	43.5	24.9	7.74	4.21	15.20	.471	.357	.790	9.08	34.5
2020-21	117.4	45.2	25.3	7.57	4.67	13.72	.488	.380	.787	10.7	34.6
2021-22	115.8	45.8	25.3	8.15	4.82	13.50	.479	.372	.776	10.6	35.3



KINGS' RANKING WITHIN LEAGUE



TEAM'S STATISTICS, RANKING WITHIN LEAGUE

	PTS/G	FG%	FT%	3PT%	OR	DR	REB	AST/G	STL/G	TO/G	BLK/G
1970-71	3	5	14	---	---	---	14	8	---	---	---
1971-72	12	5	7	---	---	---	17	7	---	---	---
1972-73	8	3	6	---	---	---	17	6	---	---	---
1973-74	13	10	6	---	14	16	16	17	2	12	8
1974-75	11	13	1	---	17	8	13	14	9	5	12
1975-76	12	13	6	---	10	12	9	9	8	6	14
1976-77	9	13	1	---	13	13	13	11	8	3t	15
1977-78	9	13	3	---	12	10	12	12	14	15	17
1978-79	7	6	18	---	15	15	17	7	6	13	17
1979-80	15	13	18	17	15t	12	15	12	5	3	16
1980-81	14	5	23	2	22	8	16	4	14	7	17
1981-82	13	10	21	21	21	19	21	12	7	17	14
1982-83	4	4	17	11	10	16	11	9	8	21	15
1983-84	12	16	5	5	11	18	16	7	8	13	16
1984-85	5	5	7	14	11	17	16	2	16	21	21
1985-86	15	5	6	18	14	16	16	5	23	19	14
1986-87	10	13	2	18	6	9	4	9	23	12t	15t
1987-88	12	17	10	10	6	7	4	11	23	19	7
1988-89	20	24	13	2	16	10	14	22	22	14	17
1989-90	23	20	9	11	25	18	24	13	25	9	15
1990-91	27	24	24	2	21t	23	25	17	23	8	5
1991-92	15	17	15	5	26	19	24	18	12	21	2
1992-93	6	20	11	14	14	23	23	13	8	22	24
1993-94	14	22	16	6	16	20	16	15	22	16	23
1994-95	19	12	23	20	12	14	14	18	17	26	8
1995-96	14	20	20	5	7	16	10	16	17t	28	11
1996-97	16	16	20	2	6	15	11	14	27	20	19
1997-98	22	21	28	13	10	19	14	13	27	17	14
1998-99	1	12	27	24	6	2	2	4	6t	28	18
1999-00	1	16	14	28	10	3t	4	5	3	22t	21t
2000-01	1	10	5	13	14	2	3	10	1	13	14
2001-02	2	2	16	9	15	1	2	4	3	8	21
2002-03	3	3	18	4	25	1	3	3	2	12t	12
2003-04	2	1	2	1	24	12t	21	1	7	6t	26
2004-05	2	7	6	4	11	13t	11	1	7	1	26
2005-06	10	14	5	16	22	13	18	5	8	20	26
2006-07	8	21	12	19	27	20	30	22	3	10	28
2007-08	8	10	3	9	24	20	29	29	7	30	26
2008-09	12	25	6	14	25	25t	29	27	23	26	25
2009-10	18	19	28	16	3	14	10	20	21t	23	23
2010-11	15	23	28	26	2	14	4	23	12	28	15
2011-12	6	26	24	2	2	24t	10	26	5	13	17
2012-13	10	19	11	12	13	29	25	25	13	15	28
2013-14	17	18	15	27	5	11	9	30	22	27	27
2014-15	14	13	10	20	14	9	9	26	26	27	28
2015-16	3	8	26	10	13	14	11	4	5	28	20
2016-17	24	13	16	5	28	25	28	16	17	21	26
2017-18	30	22	28	3	19	29	28	25	11	9	25
2018-19	9	15	27	4	9	19	14	14	10	7	24t
2019-20	22	15	18	12	23	25	27	21	14	12	27
2020-21	11	6	25	16	22	6	8	13	18	20	28
2021-22	16	20	18	24	22	23	26	22	20	19	19

OPPONENTS' STATISTICS, RANKING WITHIN LEAGUE

	PTS/G	FG%	FT%	3PT%	OR	DR	REB	AST/G	STL/G	TO/G	BLK/G
1970-71	16	15	1	---	---	---	16	12	---	---	---
1971-72	13	14	3	---	---	---	17	7	---	---	---
1972-73	11	17	14	---	---	---	4	3	---	---	---
1973-74	8	15	11	---	11	5	6	5	9	6	7
1974-75	7	13	11	---	3T	14	9	6	3	10	7
1975-76	13	12	14	---	9	13	12	7	5	8	3
1976-77	13	18	21	---	2	18	8	2	5	11	9
1977-78	19	15	18	---	12	16	14	4	14	9	11t
1978-79	11	12	7	---	6t	17	12	1	7	2	12
1979-80	4t	9	10	2	3	21	16t	2	3	1	12
1980-81	10	9	18	2	5	21	16	1	11	12	5
1981-82	12	14	3	3	3	5	3	12	17	7	9
1982-83	16	13	8	3	15	13	14t	6	20	3	10t
1983-84	15	18	13	2	10	12	12t	10	8	6	19
1984-85	21	21	16	2	13	6	7	23	18	15t	21
1985-86	14	18	10	6	9	9	10	12	15	15	20
1986-87	19	16	17	17	6	10t	9	14	11	22	19
1987-88	21	21	9	16	8t	15	15	16	21	22	22
1988-89	17	14	6	11	11	22	21	14	16	18	16
1989-90	14	11	27	8	17	22	21	12	16	26	10
1990-91	8	12	11	14	18	26	24	6	12	12	17
1991-92	25	17	10	10	25t	27	27	20	26t	7	24
1992-93	26	23	15	4	17	25	24	17	22	3	27
1993-94	25	23	6	25	20	25	23	14	16	10	23
1994-95	8t	2	19	1	22	8	14	9	25	10	27
1995-96	20	17	24	22	18	11	14	10	29	8	27
1996-97	23	18	14	11	18	17	18	12	21	20t	20
1997-98	23	19	17	21	26	27	27	17	16	14	23
1998-99	29	21	5	13	29	29	29	27	28t	10	7
1999-00	27	16	18	14	28	29	28	24	28	3	10t
2000-01	13	7	17	17	29	26	29	17	19	5	21t
2001-02	19	9	6	3	24t	27	26	17	16	9	8
2002-03	17	1	2	1	28t	27	29	13	21	10	6
2003-04	25	25	14	10	28	20t	25	14	15	16	14
2004-05	26	23	1	15	28	25	27	18	17	14	7
2005-06	17	16	20	9	20	23	25	18	26	11	18t
2006-07	24	26	20	23	15	29	29	24	11	4	19
2007-08	24	22	14	25	25	9t	18	22	26	8	27
2008-09	29	30	5	30	29	26	26	24	29	12	20
2009-10	25	20	28	19	16	19	16	12	18	21	27
2010-11	25	28	13	11	12t	18	16	19	28	8	24
2011-12	30	23	21	21	26	28	28	30	16t	7	29
2012-13	30	28	30	13	28	22	24	29	11t	15	27
2013-14	24	20	3	29	26	9	9	26	18	27	24t
2014-15	28	24	13	16	15t	3	6	22	28	25	30
2015-16	30	24	21	23	23	17	23	26	28	6	19
2016-17	18	22	22	19	11	10	9	24	23	17	21
2017-18	14	25	13	29	7	23	20	18	17	12	14
2018-19	26	20	21	12	25	29	30	16	16	2	18t
2019-20	17	21	29	16	3	11	9	20	17	10	6
2020-21	28	30	25	19	25	24	24	12	25	10	15t
2021-22	29	28	17	29	22	24	22	21	25	16	18

FRANCHISE WIN-LOSS RECORDS

YEAR	COACH	Regular Season		Playoffs	
		W-L	Pct.	W-L	Pct.
1948-49	Les Harrison	45-15	.750	2-2	.500
1949-50	Les Harrison	51-17	.750	0-2	.000
1950-51	Les Harrison	41-27	.603	9-5	.643
1951-52	Les Harrison	41-25	.621	3-3	.500
1952-53	Les Harrison	44-26	.629	1-2	.333
1953-54	Les Harrison	44-28	.611	3-3	.500
1954-55	Les Harrison	29-43	.403	1-2	.333
1955-56	Bob Wanzer	31-41	.431	—	—
1956-57	Bob Wanzer	31-41	.431	—	—
1957-58*	Bob Wanzer	33-39	.458	0-2	.000
1958-59	Bob Wanzer	3-15	.167	—	—
	Tom Marshall	16-38	.296	—	—
1959-60	Tom Marshall	19-56	.253	—	—
1960-61	Charles Wolf	33-46	.418	—	—
1961-62	Charles Wolf	43-37	.538	1-3	.250
1962-63	Charles Wolf	42-38	.525	6-6	.500
1963-64	Jack McMahon	55-25	.687	4-6	.400
1964-65	Jack McMahon	48-32	.600	1-3	.250
1965-66	Jack McMahon	45-35	.563	2-3	.400
1966-67	Jack McMahon	39-42	.482	1-3	.250
1967-68	Ed Jucker	39-43	.476	—	—
1968-69	Ed Jucker	41-41	.500	—	—
1969-70	Bob Cousy	36-46	.439	—	—
1970-71	Bob Cousy	33-49	.402	—	—
1971-72	Bob Cousy	30-52	.366	—	—
1972-73**	Bob Cousy	36-46	.439	—	—
1973-74	Bob Cousy	6-16	.272	—	—
	Draff Young	0-3	.000	—	—
	Phil Johnson	27-30	.473	—	—
1974-75	Phil Johnson	44-38	.537	2-4	.333
1975-76***	Phil Johnson	31-51	.387	—	—
1976-77	Phil Johnson	40-42	.488	—	—
1977-78	Phil Johnson	13-24	.351	—	—
	Larry Staverman	18-27	.400	—	—
1978-79	Lowell Fitzsimmons	48-34	.585	1-4	.200
1979-80	Lowell Fitzsimmons	47-35	.573	1-2	.333
1980-81	Lowell Fitzsimmons	40-42	.488	7-8	.467
1981-82	Lowell Fitzsimmons	30-52	.366	—	—
1982-83	Lowell Fitzsimmons	45-37	.549	—	—
1983-84	Lowell Fitzsimmons	38-44	.463	0-3	.000
1984-85	Jack McKinney	1-8	.111	—	—
	Phil Johnson	30-43	.411	—	—
1985-86#	Phil Johnson	37-45	.451	0-3	.000
1986-87	Phil Johnson	14-32	.304	—	—
	Jerry Reynolds	15-21	.417	—	—
1987-88	Bill Russell	17-41	.293	—	—
	Jerry Reynolds	7-17	.292	—	—
1988-89	Jerry Reynolds	27-55	.329	—	—
1989-90	Jerry Reynolds	7-21	.250	—	—
	Dick Motta	16-38	.296	—	—
1990-91	Dick Motta	25-57	.305	—	—
1991-92	Dick Motta	7-18	.280	—	—
	Rex Hughes	22-35	.386	—	—
1992-93	Garry St. Jean	25-57	.305	—	—
1993-94	Garry St. Jean	28-54	.341	—	—
1994-95	Garry St. Jean	39-43	.476	—	—
1995-96	Garry St. Jean	39-43	.476	1-3	.250
1996-97	Garry St. Jean	28-39	.418	—	—
	Eddie Jordan	6-9	.400	—	—
1997-98	Eddie Jordan	27-55	.329	—	—
1998-99	Rick Adelman	27-23	.540	2-3	.400
1999-00	Rick Adelman	44-38	.537	2-3	.400
2000-01	Rick Adelman	55-27	.671	3-5	.375
2001-02	Rick Adelman	61-21	.744	10-6	.625
2002-03	Rick Adelman	59-23	.720	7-5	.583
2003-04	Rick Adelman	55-27	.671	7-5	.583
2004-05	Rick Adelman	50-32	.610	1-4	.200
2005-06	Rick Adelman	44-38	.537	2-4	.333
2006-07	Eric Musselman	33-49	.402	—	—
2007-08	Reggie Theus	38-44	.463	—	—
2008-09	Reggie Theus	6-18	.250	—	—
	Kenny Natt	11-47	.190	—	—
2009-10	Paul Westphal	25-57	.305	—	—
2010-11	Paul Westphal	24-58	.293	—	—
2011-12	Paul Westphal	2-5	.286	—	—
	Keith Smart	20-39	.339	—	—
2012-13	Keith Smart	28-54	.341	—	—
2013-14	Michael Malone	28-54	.341	—	—
2014-15	Michael Malone	11-13	.458	—	—
	Tyrone Corbin	7-21	.250	—	—
	George Karl	11-19	.367	—	—
2015-16	George Karl	33-49	.402	—	—
2016-17	Dave Joerger	32-50	.390	—	—
2017-18	Dave Joerger	27-55	.329	—	—
2018-19	Dave Joerger	39-43	.476	—	—
2019-20	Luke Walton	31-41	.431	—	—
2020-21	Luke Walton	31-41	.431	—	—
2021-22	Luke Walton	6-11	.353	—	—
	Alvin Gentry	24-41	.369	—	—
Totals		2654-3187	.454	80-107	.428

* Team moved from Rochester to Cincinnati

** Team moved to Kansas City-Omaha

*** Team moved to Kansas City, MO

Team moved to Sacramento

KINGS RECORD MONTH-BY-MONTH

	OCT	NOV	DEC	JAN	FEB	MAR	APR	MAY
1948-49	---	8-2	8-6	11-2	12-2	6-3	---	---
1949-50	---	8-4	11-4	12-5	12-4	8-0	---	---
1950-51	1-0	5-7	12-3	9-7	8-8	6-2	---	---
1951-52	---	9-4	11-4	7-7	9-5	5-5	---	---
1952-53	---	11-4	11-4	7-9	10-5	5-4	---	---
1953-54	1-0	7-8	9-4	9-7	10-8	8-2	---	---
1954-55	1-0	3-7	6-8	11-9	5-15	3-4	---	---
1955-56	---	4-7	8-10	8-11	9-9	2-4	---	---
1956-57	1-1	9-8	7-7	3-12	8-9	3-4	---	---
1957-58	1-0	7-7	5-13	11-5	4-12	5-2	---	---
1958-59	1-2	2-13	4-10	6-13	5-10	1-5	---	---
1959-60	2-3	3-12	5-12	4-14	5-11	0-4	---	---
1960-61	5-2	4-13	9-8	6-12	6-9	3-2	---	---
1961-62	2-3	11-7	7-8	11-5	9-11	3-3	---	---
1962-63	3-2	10-6	6-8	9-9	9-9	5-4	---	---
1963-64	5-3	10-6	9-4	11-6	14-3	6-3	---	---
1964-65	4-2	9-7	10-3	11-7	7-7	7-6	---	---
1965-66	4-4	11-2	8-7	11-4	7-10	4-8	---	---
1966-67	2-4	7-7	4-11	10-5	8-12	8-3	---	---
1967-68	5-3	4-8	7-9	9-7	7-12	7-4	---	---
1968-69	4-2	9-6	9-6	5-11	7-10	7-6	---	---
1969-70	2-6	8-7	9-8	7-10	5-8	5-7	---	---
1970-71	3-6	6-7	7-8	7-10	3-13	7-5	---	---
1971-72	1-6	7-6	2-14	6-9	6-12	8-5	---	---
1972-73	3-6	11-4	6-12	5-9	8-8	3-7	---	---
1973-74	4-6	2-14	8-7	7-8	6-8	6-6	---	---
1974-75	5-1	7-9	8-8	5-8	10-2	8-8	1-2	---
1975-76	0-3	7-5	3-14	8-9	4-8	8-7	2-4	---
1976-77	2-3	9-7	5-10	9-9	5-6	10-5	0-6	---
1977-78	3-4	4-9	6-8	3-13	8-4	7-8	0-5	---
1978-79	4-5	8-3	8-6	10-6	10-4	5-10	3-0	---
1979-80	5-5	8-9	9-4	13-5	6-4	6-8	---	---
1980-81	5-7	5-9	7-8	7-6	9-5	7-7	---	---
1981-82	0-2	4-8	7-8	3-11	4-11	8-7	4-5	---
1982-83	1-0	7-5	9-5	6-12	5-6	9-7	8-2	---
1983-84	0-2	8-6	5-8	4-10	8-6	10-8	3-4	---
1984-85	0-2	3-11	8-5	4-12	4-9	11-6	1-6	---
1985-86	1-2	4-10	4-10	9-8	9-2	6-10	4-3	---
1986-87	1-0	4-10	3-10	6-9	4-9	5-11	6-4	---
1987-88	---	4-7	3-14	5-7	4-11	4-11	4-8	---
1988-89	---	2-9	4-10	6-10	3-10	6-10	6-6	---
1989-90	---	4-9	3-11	5-10	3-10	7-10	1-9	---
1990-91	---	1-12	5-9	6-8	3-10	4-12	6-6	---
1991-92	---	5-11	3-9	6-10	6-7	4-12	5-4	---
1992-93	---	5-8	5-8	6-9	2-12	3-11	4-9	---
1993-94	---	4-9	4-10	4-10	7-6	4-12	5-7	---
1994-95	---	6-6	9-6	9-6	4-7	6-12	5-6	---
1995-96	---	11-4	6-5	6-7	2-13	7-9	7-5	---
1996-97	---	5-11	8-7	6-8	6-6	4-11	5-5	---
1997-98	---	5-11	6-9	8-6	5-9	2-12	1-8	---
1998-99	---	---	---	---	6-7	8-11	10-5	3-0
1999-00	---	10-2	7-8	10-6	5-8	9-6	3-8	---
2000-01	1-0	9-4	10-4	9-4	8-6	11-4	6-5	---
2001-02	1-0	12-4	10-5	11-1	7-5	12-4	8-2	---
2002-03	2-0	11-5	10-4	10-6	8-3	11-4	7-1	---
2003-04	2-0	10-4	9-4	12-4	10-3	9-7	3-5	---
2004-05	---	9-5	9-4	12-4	6-8	8-8	6-3	---
2005-06	---	7-8	5-9	7-9	7-4	11-6	7-2	---
2006-07	---	8-5	5-10	5-11	7-6	5-9	3-8	---
2007-08	0-1	5-9	6-8	9-6	6-8	7-8	5-4	---
2008-09	0-2	5-12	3-10	2-14	3-10	3-9	1-8	---
2009-10	0-3	8-5	6-9	2-13	4-9	4-13	1-5	---
2010-11	2-1	2-11	2-11	6-10	3-10	6-10	3-4	---
2011-12	---	---	1-3	5-12	6-7	6-12	4-10	---
2012-13	0-1	4-10	7-8	6-11	3-9	7-8	1-7	---
2013-14	1-0	3-10	6-10	5-11	5-7	6-10	2-6	---
2014-15	1-1	8-7	4-11	4-10	3-7	6-11	3-6	---
2015-16	1-2	6-10	5-8	8-7	4-7	6-11	3-4	---
2016-17	2-2	5-9	7-8	5-11	6-5	4-12	3-3	---
2017-18	1-6	5-9	6-9	4-10	2-9	6-10	3-2	---
2018-19	5-3	5-8	9-6	7-8	5-5	7-9	1-4	---
2019-20	0-5	8-5	4-12	6-8	7-4	3-2	3-5*	---
2020-21	---	---	3-2	5-9	5-10	9-5	4-11	5-4
2021-22	3-3	5-11	7-8	3-12	5-6	5-9	2-3	---

*denotes games played in July/August during 2020 NBA Restart due to suspension of 2019-20 season in March

SAC-ERA WON-LOST STREAKS YEAR-BY-YEAR

WINNING STREAKS

SEASON	LONGEST OVERALL W STREAK	LONGEST HOME W STREAK	LONGEST ROAD W STREAK
1985-86	6, 2/18-2/28	5, 12/17-1/21	2, 2/21-2/25
1986-87	6, 11/26-12/6, 1/29-2/10	6, 11/28-12/16	10, 1/2-2/4
1987-88	8, 12/1-12/13, 2/18-3/2	4, three times	13, 3/5-4/17
1988-89	7, 11/5-11/16	7, 2/14-3/1	11, 12/9-1/16
1989-90	2, three times	2, three times	2, 3/1-3/3
1990-91	3, three times	5, 3/28-4/11	1, 11/20
1991-92	4, 4/9-4/14	5, 1/28-2/12	3, 3/20-3/29
1992-93	6, 12/22-1/5	5, 12/27-1/9	2, 12/22-12/23, 4/16-4/17
1993-94	3, 12/29-1/2	5, 12/23-1/13, 2/9-2/14	2, 12/29-12/30, 3/9-3/11
1994-95	4, 12/3-12/10	5, 1/5-1/24	1, several times
1995-96	5, 11/3-11/10, 11/24-12/2	6, 12/18-1/18	3, 11/7-11/10
1996-97	5, 12/19-12/28	5, 12/19-12/28	3, 1/28-2/3
1997-98	4, 1/2-1/8, 2/12-2/17	8, 12/28-1/30	1, several times
1998-99	5, 4/17-4/24, 4/27-5/5	8, 4/17-5/5	3, 4/6-4/19
1999-00	8, 11/12-11/26	9, 12/21-1/20	2, three times
2000-01	5, 11/6-11/14	9, 11/22-12/28	4, 3/28-4/12
2001-02	12, 12/23-1/21	20, 12/4-2/14	9, 3/17-4/12
2002-03	6, three times	13, 10/29-12/17	4, 4/1-4/6
2003-04	8, 11/14-12/14	10, 10/29-11/30	5, 1/28-2/11
2004-05	7, 11/13-11/26	6, 11/9-11/23	4, 12/11-1/4
2005-06	5, 3/6-3/14	14, 3/15-3/21	3, 4/5-4/18
2006-07	5, 1/31-2/10	5, 1/22-2/8	2, 1/31-2/10
2007-08	4, 1/27-2/2, 3/30-4/5	5, 1/14-2/2	3, 12/18-1/2
2008-09	3, 11/5-11/11	3, 11/5-11/11	1, five times
2009-10	4, 11/7-11/13	4, 11/25-12/2	2, 12/19-12/21, 2/9-2/10
2010-11	4, 3/23-3/29	2, 12/29-1/2	3, 3/23-3/27
2011-12	3, 2/2-2/6, 3/16-3/20	3, 2/2-2/9, 3/16-3/20	1, six times
2012-13	3, 12/5-12/8	4, 12/19-12/30	2, 1/2-1/4
2013-14	3, 1/7-1/12	3, 1/7-1/12	2, 2/12-2/23
2014-15	5, 10/31-11/7	3, 10/31-11/15	3, 11/2-11/7
2015-16	5, 1/14-1/23	3, 11/11-11/15	3, 1/14-1/20
2016-17	4, 12/20-12/26, 2/8-2/14	4, 2/8-2/23	2, 12/21-12/23, 1/23-1/25
2017-18	2, four times	3, 11/7-11/17	9, 10/21-11/18
2018-19	5, 10/24-11/1	7, 1/7-2/4	3, 10/29-11/1
2019-20	3, four times	6, 2/3-3/3	3, two times
2020-21	5	5, 3/3-3/27	4, 4/30-5/5
2021-22	3, 12/1-12/8	3, 12/4-12/15	3, 10/20-10/29

LOSING STREAKS

SEASON	LONGEST OVERALL L STREAK	LONGEST HOME L STREAK	LONGEST ROAD L STREAK
1985-86	5, 12/19-12/30	3, 11/16-11/24, 12/21-12/30	4, 10/26-11/12, 11/23-12/4
1986-87	4, 4/2-4/8	6, 1/6-1/27	3, 4/2-4/8
1987-88	2, four times	3, 1/10-1/23, 2/1-2/11	1, five times
1988-89	3, 4/10-4/15	7, 3/25-4/22	1, six times
1989-90	10, 12/9-12/27	7, 3/31-4/21	10, 12/15-1/26
1990-91	9, 2/17-3/2	5, 11/3-11/27	37, 11/21-4/19
1991-92	10, 3/2-3/18	6, 3/2-3/14	8, 11/27-12/2, 1/13-2/21
1992-93	8, 12/4-12/20	5, 2/13-3/3, 3/25-4/13	10, 11/11-12/20
1993-94	8, 11/24-12/8	8, 11/24-12/19	9, 11/7-12/8, 1/4-2/8
1994-95	7, 2/20-3/3	3, 3/7-3/14	8, 2/4-3/10
1995-96	11, 2/6-2/26	5, 2/1-2/26	9, 2/5-3/8
1996-97	7, 3/7-3/19	3, 3/11-3/16	10, 3/7-4/17
1997-98	12, 3/9-4/3	6, 3/9-4/3	10, 3/11-4/18
1998-99	4, 3/16-3/22	2, three times	3, 2/21-2/24
1999-00	4, 2/20-2/26	3, 4/7-4/11	6, 2/4-3/2
2000-01	3, 4/1-4/3	2, 4/1-4/3	3, 11/29-12/13, 2/4-2/7
2001-02	2, three times	1, five times	4, 11/7-11/26, 12/12-12/22
2002-03	3, 11/3-11/6, 1/24-1/28	2, 1/28-1/31	3, 11/3-11/6
2003-04	2, six times	1, seven times	3, three times
2004-05	4, 2/5-2/11	2, 2/8-2/11	4, 3/1-3/17
2005-06	5, 11/30-12/8	4, 12/2-12/8	4, 1/13-1/24
2006-07	7, 1/4-1/17	4, 1/4-1/13	4, 12/29-1/17
2007-08	4, 12/23-12/30	4, 12/23-12/30	9, 10/31-12/12
2008-09	8, three times	8, 11/11-12/6	13, 11/23-1/6
2009-10	8, 3/22-4/6	5, 3/16-4/6	11, 1/1-2/7
2010-11	8, 12/11-12/27	5, 12/11-12/27	12, 11/22-1/12
2011-12	7, 4/3-4/13	3, 4/3-4/8	6, 2/7-2/21
2012-13	6, 2/12-2/26	5, 3/24-4/7	9, 1/30-2/26
2013-14	7, 1/22-2/1	4, 11/29-12/6	7, 1/22-2/11
2014-15	8, 1/13-1/30	6, 1/13-2/5	6, 11/26-12/31
2015-16	6, 10/31-11/9	7, 2/24-3/16	6, 1/26-2/8
2016-17	8, 2/25-3/11	6, 2/25-3/11	4, 10/31-11/5
2017-18	8, 1/8-1-22	5, 1/8-2/3	2, three times
2018-19	4, 12/30-1/5	3, 1/1-1/5	5, 12/17-1/17
2019-20	8, 12/17-12/31	5, two times	4, two times
2020-21	9, two times	6, 2/9-2/28	5, 3/31-4/15
2021-22	7, 1/16-1/31	5, 11/7-11/22, 3/16-4/5	13, 12/10-2/3

FRANCHISE COACHING RECORDS

COACH	Regular Season		Playoffs	
	W-L	PCT.	W-L	PCT.
Rick Adelman.....	395-229	.633	34-35	.493
Les Harrison.....	295-181	.620	19-20	.487
Jack McMahon.....	187-134	.583	8-15	.348
Lowell "Cotton" Fitzsimmons...	248-244	.504	9-17	.346
Charles Wolf.....	118-121	.494	7-9	.438
Ed Jucker.....	80-84	.488	0-0	-
Phil Johnson.....	236-305	.436	2-7	.222
Luke Walton.....	68-93	.422	0-0	-
Bob Wanzer.....	98-136	.419	0-2	.000
Reggie Theus.....	44-62	.415	0-0	-
Bob Cousy.....	141-209	.403	0-0	-
Eric Musselman.....	33-49	.402	0-0	-
Garry St. Jean.....	159-236	.402	1-3	.250
Larry Staverman.....	18-27	.400	0-0	-
Dave Joergel.....	98-148	.398	0-0	-
-				
George Karl.....	44-68	.393	0-0	-
Rex Hughes.....	22-35	.386	0-0	-
Michael Malone.....	39-67	.368	0-0	-
Eddie Jordan.....	33-64	.340	0-0	-
Keith Smart.....	48-93	.340	0-0	-
Jerry Reynolds.....	56-114	.330	0-0	-
Paul Westphal.....	51-119	.300	0-0	-
Dick Motta.....	48-113	.298	0-0	-

COACHING STAFF YEAR-BY-YEAR

YEAR	HEAD COACH	ASSISTANT COACHES		W-L
1985-86	Phil Johnson	Frank Hamblen	Jerry Reynolds	37-45
1986-87	Phil Johnson	Frank Hamblen		14-32
1987-88	Jerry Reynolds	Don Buse		15-21
	Bill Russell	Jerry Reynolds		17-41
1988-89	Jerry Reynolds	Phil Johnson		7-17
1989-90	Jerry Reynolds	Herman Kull		27-55
	Jerry Reynolds	Herman Kull		7-21
	Dick Motta	Herman Kull		16-38
1990-91	Dick Motta	Rex Hughes	Bill Berry	25-57
1991-92	Dick Motta	Rex Hughes		7-18
	Rex Hughes	Mike Bratz		22-35
1992-93	Garry St. Jean	Mike Schuler	Dave Wohl	25-57
1993-94	Garry St. Jean	Mike Schuler	Eddie Jordan	28-54
1994-95	Garry St. Jean	Eddie Jordan	Mike Bratz	39-43
1995-96	Garry St. Jean	Eddie Jordan	Mike Bratz	39-43
1996-97	Garry St. Jean	Mike Bratz	Eddie Jordan	28-39
	Eddie Jordan	Mike Bratz	Pete Carril	6-9
1997-98	Eddie Jordan	Mike Bratz	Pete Carril	27-55
1998-99	Rick Adelman	John Wetzel	Ralph Lewis	27-23
1999-00	Rick Adelman	John Wetzel	Byron Scott	44-38
2000-01	Rick Adelman	John Wetzel	Byron Scott	55-27
2001-02	Rick Adelman	John Wetzel	Elston Turner	61-21
2002-03	Rick Adelman	John Wetzel	Elston Turner	59-23
2003-04	Rick Adelman	John Wetzel	Elston Turner	55-27
2004-05	Rick Adelman	Elston Turner	T.R. Dunn	50-32
2005-06	Rick Adelman	Elston Turner	T.R. Dunn	44-38
2006-07	Eric Musselman	Scott Brooks	T.R. Dunn	33-49
			Mark Hughes	
2007-08	Reggie Theus	Kenny Natt	Chuck Person	Jason Hamm
			Randy Brown	38-44
2008-09	Reggie Theus	Kenny Natt	Chuck Person	Bubba Burrage
			Randy Brown	Jason Hamm
			Jason Hamm	6-18
	Kenny Natt	Rex Kalamian	Bubba Burrage	Bubba Burrage
2009-10	Paul Westphal	Jim Eyen	Randy Brown	11-47
			Mario Elie	Bryan Gates
			Pete Carril	25-57
			Shareef Abdur-Rahim	
2010-11	Paul Westphal	Jim Eyen	Mario Elie	Truck Robinson
			Pete Carril	Otis Hughley
2011-12	Paul Westphal	Jim Eyen	Bobby Jackson	24-58
2012-13	Keith Smart	Jim Eyen	Bobby Jackson	2-5
2013-14	Keith Smart	Jim Eyen	Bobby Jackson	20-39
	Michael Malone	Chris Jent	Alex English	28-54
			Corliss Williamson	28-54
2014-15	Michael Malone	Chris Jent	Corliss Williamson	Dee Brown
			Micah Nori	11-13
	Tyrone Corbin	Corliss Williamson	Dee Brown	Dee Brown
	George Karl	Corliss Williamson	Micah Nori	7-21
			Micah Nori	11-19
2015-16	George Karl	Chad Iske	Corliss Williamson	Ryan Bowen
		Nancy Lieberman	Vance Walberg	Anthony Carter
2016-17	Dave Joergel	Elston Turner	Bryan Gates	33-49
2017-18	Dave Joergel	Jason March	Larry Lewis	Bob Thornton
		Elston Turner	Bryan Gates	32-50
2018-19	Dave Joergel	Jason March	Larry Lewis	Dan Hartfield
		Elston Turner	Bryan Gates	27-55
2019-20	Luke Walton	Igor Kokoskov	Bob Beyer	Bob Thornton
		Bobby Jackson	Stacey Augmon	Dan Hartfield
2020-21	Luke Walton	Alvin Gentry	Rex Kalamian	Bob Thornton
		Bobby Jackson	Stacey Augmon	Dan Hartfield
2021-22	Luke Walton	Alvin Gentry	Doug Christie	Roy Rana
		Rico Hines	Stacey Augmon	31-41
			Lindsey Harding	31-41
			Jonah Herscu	6-11
			Lindsey Harding	



RICK ADELMAN

KINGS HOME ATTENDANCE HISTORY

SEASON	ATTENDANCE	AVERAGE	SEASON	ATTENDANCE	AVERAGE	SEASON	ATTENDANCE	AVERAGE
2021-22	577,583	14,440	1999-00	720,033	17,562	1977-78	315,722	7,701
2020-21	---	---	1998-99	418,751	16,750	1976-77	330,526	8,062
2019-20	520,667	14,876	1997-98	605,443	14,767	1975-76	272,675	6,651
2018-19	700,975	17,097	1996-97	709,997	17,317	1974-75	308,906	7,534
2017-18	719,903	17,558	1995-96	709,997	17,317	1973-74	232,692	5,675
2016-17	721,928	17,608	1994-95	709,997	17,317	1972-73	261,860	6,387
2015-16	707,526	17,257	1993-94	709,997	17,317	1971-72	151,186	3,688
2014-15	762,855	18,606	1992-93	709,997	17,317	1970-71	131,734	3,991
2013-14	667,949	16,291	1991-92	697,574	17,014	1969-70	155,818	4,869
2012-13	563,743	13,750	1990-91	697,574	17,014	1968-69	113,822	4,065
2011-12	478,764	14,508	1989-90	697,574	17,014	1967-68	124,668	4,155
2010-11	569,496	13,890	1988-89	677,197	16,517	1966-67	156,931	4,755
2009-10	543,416	13,254	1987-88	423,653	10,333	1965-66	208,865	6,329
2008-09	520,169	12,687	1986-87	423,653	10,333	1964-65	169,570	5,299
2007-08	580,181	14,151	1985-86	423,653	10,333	1963-64	228,012	6,909
2006-07	709,997	17,317	1984-85	262,812	6,410	1962-63	137,739	4,173
2005-06	709,997	17,317	1983-84	370,270	9,031	1961-62	146,468	4,724
2004-05	709,997	17,317	1982-83	340,359	8,301	1960-61	194,017	6,258
2003-04	709,997	17,317	1981-82	280,564	6,843	1959-60	58,244	1,878
2002-03	709,997	17,317	1980-81	336,585	8,209	1958-59	68,470	2,445
2001-02	709,997	17,317	1979-80	375,387	9,156			
2000-01	709,997	17,317	1978-79	442,354	10,789			

ALL-TIME NBA CONSECUTIVE SELLOUT STREAKS

Sacramento has two of the highest consecutive sellout streaks in NBA history. The Kings sold out 497 games beginning with the first game in Sacramento until the 1996-97 season. ARCO Arena hosted 354 consecutive sellouts from the 1999-00 season until the final regular season game of the 2006-07 season.

Team	Sellouts	Dates
1. Portland Trail Blazers	814	4/9/77 - 11/16/95
2. Dallas Mavericks	786	12/15/01 - 4/10/19*
3. Boston Celtics	662	12/80 - 5/5/95
4. Chicago Bulls	610	11/20/87 - 11/7/00
5. SACRAMENTO KINGS	497	10/25/85 - 11/4/97
6. New York Knicks	433	2/4/93 - 11/2/02
7. Miami Heat	419	4/23/10 - 4/10/19*
8. Phoenix Suns	390	2/3/90 - 2/7/99
9. Oklahoma City Thunder	384	2/22/11 - 4/21/19*
10. Charlotte Hornets	371	12/23/88 - 11/21/97

*last sellout date of active streak



DID YOU KNOW? Upon moving from Kansas City to Sacramento, the Kings played their first three seasons (1985-86 - 1987-88) at ARCO Arena I dubbed "The Madhouse on Market Street." The first Kings game played in ARCO Arena II, was on November 8, 1988, against the Seattle SuperSonics. NBA Commissioner David Stern was among the sold-out crowd of 16,517 that witnessed the Kings fall, 97-75.



HOME/ROAD RECORD BREAKDOWNS IN SAC AREA

YEAR	OVERALL	HOME	ROAD	NEUTRAL	VS. WEST		VS. EAST			VS. DIVISION			
					OVERALL	H	A	OVERALL	H	A	OVERALL	H	
1985-86	37-45	25-16	12-29		28-32	19-11	9-21	9-13	6-5	3-8	15-15	11-4	4-11
1986-87	29-53	20-21	9-32		22-38	15-15	7-23	7-15	5-6	2-9	10-20	5-10	5-10
1987-88	24-58	19-22	5-36		19-41	15-15	4-26	5-17	4-7	1-10	9-21	8-7	1-14
1988-89	27-55	21-20	6-35		23-35	19-10	4-25	4-20	2-10	2-10	12-22	9-8	3-14
1989-90	23-59	16-25	7-34		14-42	9-19	5-23	9-17	7-6	2-11	7-21	4-10	3-11
1990-91	25-57	24-17	1-40		18-38	18-10	0-28	7-19	6-7	1-12	9-19	9-5	0-15
1991-92	29-53	21-20	8-33		17-37	12-15	5-22	12-16	9-5	3-11	6-24	5-10	1-14
1992-93	25-57	16-25	9-32		18-36	11-16	7-20	7-21	5-9	2-12	6-24	4-11	2-13
1993-94	28-54	20-21	8-33		17-37	13-14	4-23	11-17	7-7	4-10	9-21	8-7	1-14
1994-95	39-43	27-14	12-29		25-29	16-11	9-18	14-14	11-3	3-11	17-13	11-4	6-9
1995-96	39-43	26-15	13-28		23-29	16-10	7-19	16-14	10-5	6-9	11-13	8-4	3-9
1996-97	34-48	22-19	12-29		23-29	15-11	8-18	11-19	7-8	4-11	8-16	7-5	1-11
1997-98	27-55	21-20	6-35		18-34	13-13	5-21	9-21	8-7	1-14	6-18	5-7	1-11
1998-99	27-23	16-9	11-14		23-21	13-9	10-12	4-2	3-0	1-2	11-9	4-5	7-4
1999-00	44-38	29-11	14-26	1-1	25-27	17-9	8-18	19-11	13-2	6-9	9-15	6-6	3-9
2000-01	55-27	33-8	22-19		35-17	21-5	14-12	20-10	12-3	8-7	16-8	10-2	6-6
2001-02	61-21	36-5	25-16		37-15	22-4	15-11	24-6	14-1	10-5	15-9	10-2	5-7
2002-03	59-23	35-6	24-17		36-16	20-6	16-10	23-7	15-0	8-7	17-7	10-2	7-5
2003-04	55-27	34-7	21-20		31-21	20-6	11-15	24-6	14-1	10-5	16-8	11-1	5-7
2004-05	50-32	30-11	20-21		28-24	16-10	12-14	22-8	14-1	8-7	10-6	4-4	6-2
2005-06	44-38	27-14	17-24		30-22	19-7	11-15	14-16	8-7	6-9	10-6	6-2	4-4
2006-07	33-49	20-21	13-28		18-34	9-17	9-17	15-15	11-4	4-11	5-11	3-5	2-6
2007-08	38-44	26-15	12-29		21-31	16-10	5-21	17-13	10-5	7-8	3-13	2-6	1-7
2008-09	17-65	11-30	6-35		16-36	11-15	5-21	1-29	0-15	1-14	7-9	5-3	2-6
2009-10	25-57	18-23	7-34		16-36	13-13	3-23	9-21	5-10	4-11	5-11	4-4	1-7
2010-11	24-58	11-29	13-28		15-36	8-17	7-19	9-21	3-12	6-9	7-8	4-3	3-5
2011-12	22-44	16-17	6-27		16-32	13-11	3-21	6-12	3-6	3-6	3-10	3-5	0-5
2012-13	28-54	20-21	8-33		14-38	11-15	3-23	14-16	9-6	5-10	7-9	5-3	2-6
2013-14	28-54	17-24	11-30		15-37	8-18	7-19	13-17	9-6	4-11	3-13	2-6	1-7
2014-15	29-53	18-23	11-30		18-34	10-16	8-18	11-19	8-7	3-12	7-9	3-5	4-4
2015-16	33-49	18-22	15-26	0-1	19-33	10-16	9-17	14-16	8-7	6-9	8-8	4-4	4-4
2016-17	32-50	17-24	15-26		21-31	11-15	10-16	11-19	6-9	5-10	7-9	3-5	4-4
2017-18	27-55	14-27	13-28		14-38	6-20	8-18	13-17	8-7	5-10	5-11	2-6	3-5
2018-19	39-43	24-17	15-26		21-31	13-13	8-18	18-12	11-4	7-8	4-12	3-5	1-7
2019-20	31-41	16-19	15-22		23-23	12-12	11-11	8-18	4-7	4-11	8-5	2-3	6-2
2020-21	31-41	16-20	15-21		18-24	10-11	8-13	13-17	6-9	7-8	5-7	3-3	2-4
2021-22	30-52	16-25	14-27		20-32	10-16	10-16	10-20	6-9	4-11	6-10	2-6	4-4

* Sacramento was in the Midwest Division from 1985-86 to 1987-88 before playing in the Pacific Division

FRANCHISE HOME/ROAD RECORDS

YEAR	OVERALL	HOME	ROAD	NEUTRAL	YEAR	OVERALL	HOME	ROAD	NEUTRAL
1948-49	45-15	24-5	20-10	1-0	1987-88	24-58	19-22	5-36	
1949-50	51-17	33-1	17-16	1-0	1988-89	27-55	21-20	6-35	
1950-51	41-27	29-5	12-22	0-0	1989-90	23-59	16-25	7-34	
1951-52	41-25	28-5	12-18	1-2	1990-91	25-57	24-17	1-40	
1952-53	44-26	24-8	13-16	7-2	1991-92	29-53	21-20	8-33	
1953-54	44-28	18-10	12-15	14-3	1992-93	25-57	16-25	9-32	
1954-55	29-43	17-11	4-19	8-13	1993-94	28-54	20-21	8-33	
1955-56	31-41	15-14	7-21	9-6	1994-95	39-43	27-14	12-29	
1956-57	31-41	19-12	9-22	3-7	1995-96	39-43	26-15	13-28	
1957-58	33-39	17-12	10-19	6-8	1996-97	34-48	22-19	12-29	
1958-59	19-53	9-19	2-25	8-9	1997-98	27-55	21-20	6-35	
1959-60	19-56	9-22	2-20	8-14	1998-99	27-23	16-9	11-14	
1960-61	33-46	18-13	8-19	7-14	1999-00	44-38	29-11	14-26	1-1
1961-62	43-37	18-13	14-16	11-8	2000-01	55-27	33-8	22-19	
1962-63	42-38	23-10	15-19	4-9	2001-02	61-21	36-5	25-16	
1963-64	55-25	26-7	18-18	11-0	2002-03	59-23	35-6	24-17	
1964-65	48-32	25-7	17-21	6-4	2003-04	55-27	34-7	21-20	
1965-66	45-35	25-6	11-23	9-6	2004-05	50-32	30-11	20-21	
1966-67	39-42	20-11	12-24	7-7	2005-06	44-38	27-14	17-24	
1967-68	39-43	18-12	13-23	8-8	2006-07	33-49	20-21	13-28	
1968-69	41-41	15-13	16-21	10-7	2007-08	38-44	26-15	12-29	
1969-70	36-46	19-13	14-25	3-8	2008-09	17-65	11-30	6-35	
1970-71	33-49	17-16	11-28	5-5	2009-10	25-57	18-23	7-34	
1971-72	30-52	20-18	8-32	2-2	2010-11	24-58	11-29	13-28	
1972-73	36-46	24-17	12-29		2011-12	22-44	16-17	6-27	
1973-74	33-49	20-21	13-28		2012-13	28-54	20-21	8-33	
1974-75	44-38	29-12	15-26		2013-14	28-54	17-24	11-30	
1975-76	31-51	25-16	6-35		2014-15	29-53	18-23	11-30	
1976-77	40-42	28-14	12-28		2015-16	33-49	18-22	15-26	0-1
1977-78	31-51	22-19	9-32		2016-17	32-50	17-24	15-26	
1978-79	48-34	32-9	16-25		2017-18	27-55	14-27	13-28	
1979-80	47-35	30-11	17-24		2018-19	39-43	24-17	15-26	
1980-81	40-42	24-17	16-25		2019-20	31-41	16-19	15-22	
1981-82	30-52	23-18	7-34		2020-21	31-41	16-20	15-21	
1982-83	45-37	30-11	15-26		2021-22	30-52	16-25	14-27	
1983-84	38-44	26-15	12-29			2625-3146	1602-1125	901-1876	150-144
1984-85	31-51	23-18	8-33			.455	.587	.324	.510
1985-86	37-45	25-16	12-29						
1986-87	29-53	20-21	9-32						

KINGS SEASON OPENERS

HOME OPENERS (in Sacramento, 24-13)

YEAR	OPPONENT	W/L	SCORE	+/-
1985-86*	LA Clippers ^s	L	104-108	-4
1986-87*	LA Clippers ^s	W	107-106	+1
1987-88*	Golden State ^s	W	134-106	+28
1988-89	Seattle ^s	L	75-97	-22
1989-90	Seattle ^s	W	107-100	+7
1990-91	Portland ^s	L	93-95 ^{OT}	-2
1991-92*	LA Clippers ^s	W	94-90	+4
1992-93*	San Antonio ^s	W	114-106	+8
1993-94*	Denver ^s	W	1-9-100	+9
1994-95*	Phoenix ^s	W	107-89	+18
1995-96*	Minnesota ^s	W	95-86	+9
1996-97	Houston ^s	L	80-102	-22
1997-98	Houston ^s	L	77-93	-16
1998-99	Vancouver ^s	W	109-87	+22
1999-00*	Minnesota (J)	W	100-95	+5
	Utah ^s	W	105-92	+13
2000-01	Portland ^s	W	79-75	+4
2001-02*	Seattle ^s	W	101-95	+6
2002-03*	Cleveland ^s	W	94-67	+27
2003-04*	Cleveland ^s	W	106-92	+14
2004-05	Toronto ^s	W	108-92	+16
2005-06	Detroit ^s	L	88-102	-14
2006-07	Minnesota ^s	W	93-81	+12
2007-08	Seattle	W	104-98	+6
2008-09	Memphis	W	100-95	+5
2009-10	Memphis ^s	W	127-116 ^{OT}	+11
2010-11	Toronto ^s	W	111-108	+3
2011-12*	LA Lakers ^s	W	100-91	+9
2012-13	Golden State ^s	W	94-92	+2
2013-14*	Denver ^s	W	90-88	+2
2014-15*	Golden State ^s	L	77-95	-18
2015-16*	LA Clippers ^s	L	104-111	-7
2016-17	San Antonio ^s	L	94-102	-8
2017-18*	Houston ^s	L	105-100	-5
2018-19*	Utah ^s	L	117-123	-4
2019-20	Portland	L	112-122	-10
2020-21	Phoenix	W	106-103	+3
2021-22	Utah	L	101-110	-9

* Sacramento season-opening games (13-5)

(J) 1999 NBA Japan Games

^s denotes home sellout

ROAD OPENERS (in US, 13-24)

YEAR	OPPONENT	W/L	SCORE	+/-
1985-86	at Denver	L	112-123	-11
1986-87	at Seattle	L	103-114	-11
1987-88	at Utah	L	100-121	-21
1988-89*	at Portland	L	103-121	-18
1989-90*	at Portland	L	96-114	-18
1990-91*	at LA Clippers	L	80-90	-10
1991-92	at Golden State	L	91-153	-62
1992-93	at LA Lakers	W	124-114	+10
1993-94	at Phoenix	L	110-132	-22
1994-95	at Seattle	W	108-100	+8
1995-96	at Philadelphia	W	109-106	+3
1996-97*	at Houston	L	85-96	-11
1997-98*	at Vancouver	L	96-97	-1
1998-99*	at San Antonio	L	83-101	-18
1999-00	Minnesota (J)	L	101-114	-13
	at Houston	W	128-110	+18
2000-01*	at Chicago	W	100-81	+19
2001-02	at Denver	W	106-94	+12
2002-03	at Memphis	W	116-99	+17
2003-04	at Denver	L	88-109	-21
2004-05*	at Dallas	L	98-107	-9
2005-06*	at NO/OK City	L	67-93	-26
2006-07*	at Minnesota	L	83-92	-9
2007-08*	at New Orleans	L	90-104	-14
2008-09*	at Minnesota	L	96-98	-2
2009-10*	at Okla. City	L	89-102	-13
2010-11*	at Minnesota	W	117-116	+1
2011-12	at Portland	L	79-101	-22
2012-13*	at Chicago	L	87-93	-6
2013-14	at Golden State	L	87-98	-11
2014-15	at LA Clippers	W	98-92	+6
2015-16	at LA Clippers	L	109-114	-5
2016-17*	at Phoenix	W	113-94	+19
2017-18	at Dallas	W	93-88	+5
2018-19	at New Orleans	L	129-149	-20
2019-20*	at Phoenix	L	95-124	-29
2020-21*	at Denver	W	124-122 ^{OT}	+2
2022-21	at Portland	W	124-121	+3

SACRAMENTO ERA ROOKIE SINGLE-GAME RECORDS

CATEGORY	NO.	DATE/OPPONENT	PLAYER
FGM	16	03/23/91 vs. PHO	Lionel Simmons
FGA	31	03/23/91 vs. PHO	Lionel Simmons
FG3M	7	02/09/89 vs. GS	Ricky Berry
FG3A	14	02/09/89 vs. GS	Ricky Berry
FT	18	04/11/11 vs. OKC	DeMarcus Cousins
FTA	21	04/11/11 vs. OKC	DeMarcus Cousins
OffR	10	12/06/08 vs. DEN	Jason Thompson
DefR	16	02/06/91 vs. POR	Lionel Simmons
REB	19	04/01/09 at GS (OT)	Jason Thompson
	19	01/12/98 vs. PHO	Michael Stewart
	19	02/06/91 vs. POR	Lionel Simmons
AST	17	04/05/22 vs. NOP	Davion Mitchell
STL	7	03/19/88 vs. HOU	Kenny Smith
TO	8	03/21/11 at CHI	DeMarcus Cousins
	8	03/19/10 vs. MIL	Tyreke Evans
	8	02/01/91 at MIL	Lionel Simmons
BLK	9	04/18/91 vs. DEN	Duane Causwell
	9	01/06/98 vs. LAC	Michael Stewart
PTS	42	03/23/91 vs. PHO	Lionel Simmons



LIONEL SIMMONS



DeMARCUS COUSINS

DID YOU KNOW? En route to setting a Sacramento-era rookie record for most free throws attempted in a game, DeMarcus Cousins matched the Sleep Train Arena mark for most free-throw attempts in a half with 17 coming in the second half against Oklahoma City on April 11, 2011.

FRANCHISE OVERTIME RECORDS

(All-Time Overall: 140-193, Home: 71-99, Road: 63-83, Neutral: 6-11)

2021-22 (2-1)			
W	L.A. Lakers	141	- 137***
L	Phoenix	124	- 127
W	Orlando	114	- 110

2020-21 (1-0)			
W	Denver	124	- 122

2019-20 (2-4)			
W	Denver	100	- 97
L	at San Antonio	104	- 105
L	Minnesota	104	- 105
L	at Miami	113	- 118
W	at Minnesota	133	- 129
W	Dallas	110	- 114

2018-19 (0-2)			
L	Portland	108	- 113
L	Milwaukee	140	- 141

2017-18 (3-0)			
W	at New Orleans	116	- 109
W	Brooklyn	116	- 111
W	Miami	123	- 119

2016-17 (2-6)			
L	at Miami	96	- 108
L	at Portland	120	- 122
L	at Washington	95	- 101
W	at Cleveland	116	- 112
L	at Indiana	111	- 115
W	Golden State	109	- 106
L	Utah	109	- 110
L	Washington	122	- 130

2015-16 (0-3)			
L	at Charlotte	122	- 127
L	at Dallas	116	- 117**
L	Charlotte	128	- 129**

2014-15 (3-3)			
W	at Phoenix	114	- 112**
W	Indiana	102	- 101
L	Houston	109	- 113
W	New York	135	- 129
L	Dallas	104	- 108
L	at Miami	109	- 114

2013-14 (4-2)			
L	L.A. Clippers	98	- 104
W	at Utah	112	- 102
W	Miami	108	- 103
L	Indiana	111	- 116
W	at New York	106	- 101
W	Washington	117	- 111

2012-13 (0-4)			
L	at Indiana	98	- 106**
L	Dallas	112	- 117
L	at Utah	91	- 98
L	at Miami	129	- 141**

2011-12 (1-2)			
W	Golden State	114	- 106
L	at Denver	116	- 119
L	at Houston	106	- 113

2010-11 (1-6)			
L	Golden State	109	- 117
L	at Washington	133	- 136
L	Portland	90	- 94
L	at Golden State	112	- 119
L	at Utah	102	- 109
W	at Philadelphia	114	- 111
L	LA Lakers	108	- 116

2009-10 (2-4)			
W	Memphis	127	- 116
L	Cleveland	104	- 117
L	LA Lakers	109	- 112**
L	at Denver	109	- 112
W	at New York	118	- 114
L	Milwaukee	108	- 114

2008-09 (2-5)			
L	Phoenix	95	- 97
L	New Jersey	114	- 116
L	Miami	115	- 119
W	at Golden State	135	- 133***
W	Oklahoma City	122	- 118

L	Cleveland	123	- 126
L	at Golden State	141	- 143

2007-08 (3-1)			
W	New York	123	- 118**
W	at Charlotte	116	- 115
L	at LA Clippers	109	- 116**
W	Memphis	107	- 106

2006-07 (0-5)			
L	Miami	91	- 93
L	LA Lakers	128	- 132
L	Portland	105	- 110
L	Houston	111	- 115
L	at Houston	104	- 109

2005-06 (3-3)			
L	at Charlotte	103	- 106
W	LA Lakers	118	- 109
L	at Orlando	78	- 83
W	at New York	106	- 102
L	at Toronto	123	- 124
W	at Chicago	105	- 101

2004-05 (5-2)			
L	at Houston	101	- 104
W	at Indiana	97	- 92
L	at New Orleans	117	- 121
W	Portland	113	- 107
W	at Houston	117	- 111
W	at Golden State	111	- 107
W	at LA Clippers	111	- 107

2003-04 (1-3)			
W	at Minnesota	125	- 121
L	at Portland	110	- 112
L	Minnesota	109	- 112
L	Portland	104	- 109

2002-03 (3-3)			
L	Portland	113	- 119
L	at Minnesota	109	- 115
W	at Dallas	126	- 124
W	Minnesota	96	- 95
W	at Utah	108	- 105
L	Dallas	123	- 129

2001-02 (1-2)			
W	at San Antonio	109	- 106
L	Dallas	114	- 120
L	at Portland	110	- 116

2000-01 (9-4)
Kings' 9 wins - most in NBA history
Kings' 13 games - tied 2nd most in NBA history

L	at Cleveland	100	- 102**
W	at Golden State	114	- 107
L	LA Lakers	110	- 112
L	Philadelphia	104	- 107
W	Phoenix	121	- 117
L	Indiana	91	- 93
W	at Utah	97	- 94
W	at Toronto	119	- 118***
W	LA Clippers	106	- 93
W	at Orlando	114	- 108
W	New York	124	- 117
W	LA Clippers	116	- 109
W	at San Antonio	107	- 105

1999-00 (1-4)			
L	Portland	103	- 108
L	at Denver	117	- 123
W	at San Antonio	108	- 103
L	San Antonio	92	- 98
L	Seattle	112	- 119

1998-99 (4-4)			
L	at Utah	112	- 120
W	at Seattle	109	- 106
L	Portland	93	- 97
W	Utah	104	- 101
W	at Seattle	112	- 106
L	Utah	100	- 105
L	Seattle	98	- 99
W	San Antonio	104	- 100

1997-98 (0-2)			
L	at Golden State	91	- 95
L	Vancouver	108	- 112

1996-97 (4-2)			
L	at Portland	90	- 92
L	Miami	108	- 111**
W	Portland	101	- 99
W	Indiana	105	- 98
W	San Antonio	114	- 110
W	at Golden State	122	- 120

1995-96 (2-1)			
L	at Houston	111	- 118
W	Charlotte	107	- 101
W	Cleveland	105	- 100

1994-95 (2-3)			
W	Denver	108	- 105
W	Dallas	110	- 109**
L	at LA Lakers	104	- 109**
L	Utah	102	- 95
L	LA Clippers	112	- 105

1993-94 (1-2)			
L	Cleveland	119	- 109
W	Philadelphia	94	- 92
L	at LA Lakers	128	- 123

1992-93 (3-1)			
W	at Milwaukee	102	- 99
W	at Minnesota	102	- 96
L	Portland	113	- 111
W	Dallas	108	- 107

1991-92 (2-3)			
L	Seattle	115	- 106
W	at Milwaukee	106	- 105
W	New York	110	- 109
L	Golden State	148	- 136**
L	at Golden State	124	- 116

1990-91 (0-1)			
L	Portland	95	- 93

1989-90 (1-2)			
L	Boston	115	- 112
W	Utah	122	- 109
L	Seattle	130	- 118

1988-89 (0-3)			
L	Denver	133	- 126
L	at Portland	147	- 142**
L	at Portland	126	- 120

1987-88 (2-2)			
L	Milwaukee	117	- 113
W	Philadelphia	115	- 114
L	LA Lakers	125	- 120
W	Denver	116	- 114

1986-87 (1-3)			
L	LA Lakers	127	- 117
W	at Chicago	124	- 120
L	Houston	108	- 102
L	Golden State	124	- 118

1985-86 (2-1)			
W	Seattle	98	- 96
L	at LA Lakers	122	- 121**
W	at Dallas	127	- 120

1984-85 (2-1)			
L	Dallas	117	- 110
W	at LA Clippers	126	- 122
W	at Philadelphia	118	- 117

1983-84 (1-1)			
L	Milwaukee	112	- 110
W	Cleveland	142	- 137**

FRANCHISE OVERTIME RECORDS

1982-83 [0-4]				1970-71 [3-2]				1956-57 [2-2]			
L	San Antonio	102	- 101	L	Det. at Omaha	136	- 135**	L	at Fort Wayne	104	- 102
L	at Utah	119	- 117	W	Portland	133	- 128	W	at Fort Wayne	101	- 100
L	at Houston	116	- 115	L	at Seattle	132	- 131	W	St. Louis	102	- 101
L	Seattle	120	- 115	W	at Baltimore	133	- 132	L	St. Louis	108	- 106
				W	New York	120	- 118				
1981-82 [2-5]								1955-56 [1-3]			
L	Detroit	129	- 122					L	New York	100	- 98
W	Dallas	113	- 109					L	at Fort Wayne	90	- 88
L	Boston	124	- 119					W	Fort Wayne	117	- 116
L	at Portland	127	- 116					L	St. Louis at Milw.	100	- 97
L	Washington	109	- 106								
L	at Detroit	127	- 119								
W	Chicago	124	- 122**								
1980-81 [0-5]								1954-55 [2-1]			
L	Los Angeles	112	- 107					W	at Milwaukee	90	- 87
L	at Milwaukee	118	- 112					W	Minn. at Buffalo	99	- 97
L	at Portland	129	- 123					L	Minneapolis	107	- 104
L	Denver	126	- 124**								
L	San Antonio	114	- 111								
1979-80 [2-3]								1953-54 [3-2]			
L	Seattle	107	- 102					W	Minneapolis	98	- 91***
L	at San Antonio	127	- 125					W	at New York	80	- 75
W	at Utah	128	- 121					L	at New York	95	- 90
L	at Chicago	113	- 107					W	Fort Wayne	77	- 76
W	Washington	108	- 106					L	Syracuse	93	- 95***
1978-79 [3-4]								1952-53 [5-7]			
W	at Milwaukee	122	- 117					W	Indianapolis	99	- 96****
L	at San Antonio	129	- 125†					W	at Baltimore	99	- 97
L	at Golden State	111	- 110†					L	New York	99	- 97
L	at Atlanta	122	- 120†					L	Boston	83	- 81
L	at Golden State	132	- 122					L	at Minneapolis	83	- 80
W	Los Angeles	115	- 111					L	Boston at NY	88	- 85
W	New Jersey	117	- 114					L	at Milwaukee	83	- 79**
								W	Fort Wayne at Mil.	70	- 68
								W	Mil. at Buffalo	80	- 78
								L	at Syracuse	83	- 79
								L	at Milwaukee	85	- 82
								W	NY at Boston	79	- 71
1977-78 [3-3]								1951-52 [2-4]			
L	Washington	131	- 125					W	at Fort Wayne	76	- 71†
W	New Jersey	118	- 115					L	at Indianapolis	69	- 65**†
L	Golden State	97	- 92					L	at Minneapolis	70	- 65**†
W	Los Angeles	127	- 122					L	at Minneapolis	91	- 81
L	Seattle	114	- 107					L	at New York	92	- 90
W	at Washington	108	- 105					W	Minneapolis	94	- 92
1976-77 [1-5]								1950-51 [4-5]			
W	Los Angeles	117	- 115					L	at Tri-Cities	82	- 79
L	at Houston	127	- 126					L	Minneapolis	86	- 77**
L	Cleveland	98	- 91					L	Syracuse	79	- 75
L	Boston	126	- 125					W	New York	91	- 88
L	at New Orleans	100	- 94					L	Indianapolis	75	- 73 6OT*
L	at Philadelphia	111	- 105					W	at Baltimore	80	- 78
								L	at New York	88	- 83
								W	New York	102	- 92****
								W	at Boston	111	- 107
1975-76 [2-1]								1949-50 [2-1]			
W	at Phoenix	120	- 117					L	at Chicago	75	- 72
W	Atlanta	114	- 113					W	at New York	83	- 80
L	at Boston	120	- 117					W	at St. Louis	75	- 73**
1974-75 [0-2]								1948-49 [5-1]			
L	at Cleveland	92	- 91					W	Chicago	105	- 103**
L	at New Orleans	114	- 107					W	Philadelphia	105	- 101
								W	at Fort Wayne	83	- 78
								W	New York	103	- 98**
								W	at Fort Wayne	81	- 80
								L	at Washington	99	- 94**
1973-74 [1-0]											
W	Houston	118	- 116								
1972-73 [1-3]											
L	Chicago	106	- 97								
W	Detroit	140	- 132								
L	New York	116	- 115								
L	Milwaukee	116	- 113								
1971-72 [3-1]											
W	at Philadelphia	113	- 106								
L	at Chicago	108	- 104								
W	at Buffalo	109	- 107								
W	Detroit	133	- 132								

** Two overtime periods
 *** Three overtime periods
 **** Four overtime periods
 ***** Six overtime periods
 † Ties NBA record for most consecutive OT games

KINGS NATIONALLY TELEVISED GAMES

1985-1986 [1-0]

DATE	OPPONENT	TV	W/L
12/3/85	vs. Chicago	WTBS	W

1986-1987 [0-2]

DATE	OPPONENT	TV	W/L
11/4/86	vs. Houston	WTBS	L
2/10/87	vs. LA Lakers	WTBS	L

1987-1988 [0-1]

DATE	OPPONENT	TV	W/L
12/8/87	at Houston	TBS	L

1988-1989 [1-0]

DATE	OPPONENT	TV	W/L
1/10/89	vs. LA Lakers	TBS	W

1989-1990 [0-1]

DATE	OPPONENT	TV	W/L
11/10/89	at Phoenix	TNT	L

1990-1991 [0-1]

DATE	OPPONENT	TV	W/L
11/6/90	vs. Atlanta	TNT	L

1991-1992 [1-0]

DATE	OPPONENT	TV	W/L
1/31/92	vs. LA Clippers	TNT	W

1992-1993 [0-1]

DATE	OPPONENT	TV	W/L
11/20/92	vs. Portland	TNT	L

1993-1994 [1-0]

DATE	OPPONENT	TV	W/L
11/12/93	vs. San Antonio	TNT	W

1994-1995

No National TV Games

1995-1996 [0-1]

DATE	OPPONENT	TV	W/L
12/22/95	at LA Lakers	TNT	L

1996-1997 [1-1]

DATE	OPPONENT	TV	W/L
12/6/96	vs. Phoenix	TNT	L
1/22/97	vs. Detroit	TBS	W

1997-1998 [0-1]

DATE	OPPONENT	TV	W/L
11/26/97	at LA Clippers	TBS	L

1998-1999 [1-1]

DATE	OPPONENT	TV	W/L
3/26/99	at LA Lakers	TNT	W
4/13/99	vs. Utah	TNT	L

1999-2000 [9-15]

DATE	OPPONENT	TV	W/L
11/5/99	vs. Minnesota (J)	TNT	W
11/12/99	vs. Utah	TNT	W
12/8/99	vs. L.A. Lakers	TBS	W
12/28/99	vs. Boston	TNT	W
1/22/00	vs. Utah	NBC	L
1/25/00	at Charlotte	TNT	W
1/30/00	at New York	NBC	L
2/4/00	at Indiana	TNT	L
2/6/00	at Philadelphia	NBC	L
2/15/00	vs. Phoenix	TNT	L
2/18/00	vs. Seattle	TNT	W
2/20/00	vs. Portland	NBC	L
3/4/00	at San Antonio	NBC	W
3/14/00	at Portland	TNT	L
3/26/00	vs. L.A. Lakers	NBC	L
3/28/00	vs. New York	TNT	W
4/2/00	vs. Philadelphia	NBC	W
4/7/00	vs. Minnesota	TNT	L
4/9/00	vs. Phoenix	NBC	L
4/11/00	vs. San Antonio	TNT	L
4/14/00	at L.A. Lakers	TNT	L
4/16/00	at Portland	NBC	L
4/18/00	vs. Seattle	TNT	L
4/19/00	at Utah	TBS	L

(J) Japan Games

2000-01 [10-11]

DATE	OPPONENT	TV	W/L
11/14/00	vs. Orlando	TBS	W
11/16/00	vs. L.A. Lakers	TNT	L
12/5/00	vs. San Antonio	TBS	W
12/12/00	at Atlanta	TBS	L
12/30/00	vs. Philadelphia	NBC	L
1/20/01	at Portland	NBC	W
1/25/01	vs. San Antonio	TNT	L
2/4/01	at L.A. Lakers	NBC	L
2/6/01	at Milwaukee	TBS	L
2/7/01	at Minnesota	TNT	L
2/13/01	at Utah	TBS	W
2/18/01	vs. Utah	NBC	L
2/25/01	at New York	NBC	L
3/6/01	vs. Toronto	TBS	W
3/7/01	at Phoenix	TNT	W
3/13/01	at Orlando	TBS	W
3/25/01	vs. L.A. Lakers	NBC	L
3/28/01	at L.A. Lakers	TNT	W
4/5/01	at Utah	TNT	W
4/8/01	vs. Portland	NBC	W
4/15/01	at Phoenix	NBC	L

2001-02 [11-6]

DATE	OPPONENT	TV	W/L
11/13/01	vs. Toronto	TBS	W
11/27/01	at Houston	TBS	W
12/4/01	vs. Philadelphia	TBS	W
1/16/02	at Denver	TNT	W
1/22/02	at Portland	TBS	L
1/24/02	vs. Utah	TNT	W
1/26/02	at Utah	NBC	W
2/14/02	vs. Washington	TNT	W
2/21/02	at San Antonio	TNT	L
2/23/02	at Dallas	NBC	L
2/26/02	vs. Utah	TBS	W
3/3/02	vs. Indiana	NBC	L
3/13/02	at Philadelphia	TNT	W
3/24/02	vs. L.A. Lakers	NBC	L
3/26/02	vs. L.A. Clippers	TBS	W
4/9/02	vs. Minnesota	TBS	W
4/17/02	at L.A. Lakers	TNT	L

2002-03 [19-9]

DATE	OPPONENT	TV	W/L
10/31/02	vs. Portland	TNT	W
11/6/02	at New York	ESPN	L
11/8/02	vs. Memphis	ESPN	W
11/13/02	at Golden State	ESPN	W
12/19/02	vs. San Antonio	TNT	L
12/25/02	at L.A. Lakers	ABC	W
1/7/03	at Milwaukee	NBTV	W
1/9/03	at New Jersey	TNT	W
1/15/03	vs. Dallas	ESPN	W
1/30/03	at Seattle	TNT	W
1/31/03	vs. L.A. Lakers	ESPN	L
2/2/03	at Houston	NBTV	L
2/11/03	vs. Washington	NBTV	W
2/16/03	vs. San Antonio	ABC	L
2/20/03	vs. Boston	TNT	W
2/25/03	vs. Detroit	NBTV	W
2/27/03	at Dallas	TNT	W
3/1/03	at San Antonio	ESPN	L
3/5/03	vs. Minnesota	ESPN	W
3/13/03	at Phoenix	TNT	L
3/16/03	vs. Dallas	ABC	L
3/20/03	vs. L.A. Lakers	TNT	W
4/1/03	at Indiana	NBTV	W
4/2/03	at Washington	ESPN	W
4/4/03	at Boston	ESPN	W
4/6/03	at Philadelphia	ABC	W
4/10/03	at L.A. Lakers	TNT	L
4/16/03	vs. Utah	ESPN	W

2003-04 [19-14]

DATE	OPPONENT	TV	W/L
10/29/03	vs. Cleveland	ESPN	W
10/31/03	vs. Philadelphia	ESPN	W
11/9/03	at Boston	NBTV	L
11/13/03	at Portland	TNT	L
11/16/03	vs. Golden State	NBTV	W
11/25/03	vs. Memphis	NBTV	W
12/5/03	vs. Minnesota	ESPN	L
12/25/03	vs. Dallas	ABC	L
1/3/04	at L.A. Clippers	NBTV	W
1/9/04	at Phoenix	ESPN	W
1/16/04	vs. L.A. Lakers	ESPN	W
1/20/04	vs. Portland	NBTV	L
1/22/04	at Cleveland	TNT	W
1/25/04	at Dallas	ABC	L
1/28/04	at Houston	ESPN	W
1/29/04	at San Antonio	TNT	W
2/3/04	vs. Seattle	NBTV	W
2/6/04	vs. San Antonio	ESPN	L
2/19/04	at Minnesota	TNT	L
2/26/04	at L.A. Lakers	TNT	W
3/2/04	vs. L.A. Clippers	NBTV	W
3/4/04	at Philadelphia	TNT	W
3/11/04	vs. Dallas	TNT	W
3/14/04	vs. San Antonio	ABC	W
3/21/04	vs. Houston	ESPN	W
3/24/04	at L.A. Lakers	ESPN	L
3/31/04	at San Antonio	NBTV	L
4/1/04	at Dallas	TNT	L
4/4/04	at Houston	ABC	W
4/8/04	vs. Minnesota	TNT	L
4/9/04	at Phoenix	ESPN	L
4/11/04	vs. L.A. Lakers	ABC	W
4/12/04	at Denver	NBTV	L

2004-05 [15-15]

DATE	OPPONENT	TV	W/L
11/6/04	at Houston	NBTV	L
11/10/04	at Seattle	ESPN	L
11/14/04	vs. Denver	NBTV	W
11/19/04	vs. Memphis	ESPN	W
11/26/04	at L.A. Lakers	ESPN	W
12/3/04	vs. Indiana	ESPN	W
12/11/04	at Indiana	NBTV	W
12/16/04	vs. L.A. Lakers	TNT	L
12/21/04	vs. Washington	NBTV	W
12/23/04	vs. Miami	TNT	L
1/18/05	vs. Portland	NBTV	W
1/20/05	vs. Cleveland	TNT	W
1/27/05	at San Antonio	TNT	L
1/28/05	at Houston	ESPN	W
2/8/05	vs. Phoenix	NBTV	L
2/10/05	at Seattle	TNT	L
2/11/05	vs. Dallas	ESPN	L
2/24/05	at Dallas	TNT	L
3/1/05	at Charlotte	NBTV	L
3/4/05	at Miami	ESPN	L
3/6/05	vs. Detroit	ABC	W
3/13/05	vs. Houston	ABC	L
3/17/05	at Golden State	TNT	L
3/24/05	vs. Dallas	NBTV	W
4/1/05	at Cleveland	ESPN	W
4/3/05	vs. Minnesota	ABC	L
4/10/05	vs. L.A. Lakers	ABC	W
4/15/05	at L.A. Lakers	ESPN	W
4/16/05	at Phoenix	NBTV	L
4/20/05	vs. Phoenix	ESPN	W

DID YOU KNOW? The Kings had 16 nationally televised games in the first 14 seasons in Sacramento. In each of the next five seasons, the Kings had 15 or more national TV appearances, including a high of 33 during the 2003-04 season.

KINGS NATIONALLY TELEVISED GAMES

2005-06 [8-9]

DATE	OPPONENT	TV	W/L
11/8/05	vs. Detroit	NBATV	L
11/9/05	at Denver	ESPN	L
11/30/05	at Golden State	NBATV	L
12/8/05	vs. Houston	TNT	L
12/22/05	vs. Dallas	TNT	L
1/17/06	vs. Phoenix	NBATV	W
1/19/06	vs. L.A. Lakers	TNT	W
1/22/06	at Miami	NBATV	L
1/24/06	at Philadelphia	NBATV	L
2/9/06	vs. Chicago	TNT	W
2/23/06	at L.A. Lakers	TNT	L
3/10/06	vs. Memphis	NBATV	W
3/12/06	vs. Dallas	NBATV	W
3/17/06	at Indiana	NBATV	L
4/5/06	at San Antonio	ESPN	W
4/15/06	at Denver	NBATV	W

2006-07 [5-12]

DATE	OPPONENT	TV	W/L
11/8/06	vs. Detroit	ESPN	W
11/15/06	vs. Memphis	ESPN	W
11/16/06	at Golden State	TNT	L
12/1/06	at Dallas	ESPN	L
12/7/06	vs. Miami	TNT	L
12/12/06	at Golden State	NBATV	L
12/18/06	vs. Dallas	NBATV	L
12/21/06	vs. Washington	TNT	L
1/4/07	vs. L.A. Lakers	TNT	L
2/8/07	vs. Chicago	TNT	W
2/25/07	at Indiana	ESPN	W
3/8/07	vs. San Antonio	TNT	L
3/11/07	vs. Denver	ABC	L
3/19/07	at Atlanta	NBATV	L
3/25/07	vs. Phoenix	ABC	W
4/4/07	at Denver	ESPN	L
4/8/07	vs. Houston	NBATV	L

2007-08 [1-2]

DATE	OPPONENT	TV	W/L
11/9/07	vs. Cleveland	ESPN	L
1/12/08	vs. Indiana	NBATV	L
1/22/08	vs. New Jersey	NBATV	W

2008-09 [0-1]

DATE	OPPONENT	TV	W/L
12/13/08	vs. New York	NBATV	L

2009-10 [2-2]

DATE	OPPONENT	TV	W/L
11/8/09	vs. Golden State	NBATV	W
12/16/09	vs. Washington	ESPN	W
4/6/10	vs. San Antonio	NBATV	L
4/10/10	vs. Dallas	NBATV	L

2010-11 [2-6]

DATE	OPPONENT	TV	W/L
11/3/10	vs. LA Lakers	ESPN	L
11/21/10	vs. New Orleans	NBATV	L
11/25/10	at LA Clippers	TNT	L
1/6/11	vs. Denver	TNT	W
1/17/11	at Atlanta	NBATV	L
1/24/11	at Portland	NBATV	W
2/12/11	vs. Oklahoma City	NBATV	L
4/11/11	vs. Oklahoma City	NBATV	L

2011-12 [2-5]

DATE	OPPONENT	TV	W/L
1/28/12	at Utah	NBATV	L
2/9/12	vs. Oklahoma City	TNT	W
2/11/12	vs. Phoenix	NBATV	L
3/9/12	vs. Dallas	NBATV	W
3/24/12	at Golden State	NBATV	L
3/31/12	vs. New Jersey	NBATV	L
4/8/12	vs. Houston	NBATV	L

2012-13 [3-1]

DATE	OPPONENT	TV	W/L
11/24/12	vs. Utah	NBATV	W
12/1/12	at LA Clippers	NBATV	L
12/8/12	at Portland	NBATV	W
2/9/13	vs. Utah	NBATV	W

2013-14 [3-5]

DATE	OPPONENT	TV	W/L
11/8/13	at Portland	NBATV	L
11/15/13	vs. Detroit	ESPN	L
12/23/13	vs. New Orleans	NBATV	L
1/14/14	at Indiana	NBATV	L
2/11/14	at Cleveland	NBATV	L
2/12/14	at New York	NBATV	W
2/22/14	vs. Boston	NBATV	W
3/3/14	vs. New Orleans	NBATV	W

2014-15 [4-6]

DATE	OPPONENT	TV	W/L
11/18/14	vs. New Orleans	NBATV	L
11/20/14	vs. Chicago	TNT	W
12/2/14	vs. Toronto	NBATV	L
12/5/14	vs. Indiana	NBATV	W
12/9/14	vs. L.A. Lakers	NBATV	L
12/11/14	vs. Houston	TNT	L
12/13/14	vs. Detroit	NBATV	L
12/16/14	vs. Oklahoma City	ESPN	L
12/27/14	vs. New York	NBATV	W
1/11/15	vs. Cleveland	NBATV	W

2015-16 [8-5]

DATE	OPPONENT	TV	W/L
10/31/15	at L.A. Clippers	NBATV	L
11/3/15	vs. Memphis	NBATV	L
11/6/15	vs. Houston	ESPN	L
11/13/15	vs. Brooklyn	NBATV	W
12/8/15	vs. Utah	NBATV	W
12/10/15	vs. New York	TNT	W
12/15/15	vs. Houston	NBATV	W
1/2/16	vs. Phoenix	NBATV	W
1/7/16	vs. L.A. Lakers	TNT	W
2/1/16	vs. Milwaukee	NBATV	W
2/24/16	vs. San Antonio	ESPN	L
3/1/16	vs. Oklahoma City	NBATV	L
3/20/16	at New York	NBATV	W

2016-17 [4-6]

DATE	OPPONENT	TV	W/L
10/29/16	vs. Minnesota	NBATV	W
11/8/16	vs. New Orleans	NBATV	W
11/10/16	vs. L.A. Lakers	TNT	L
11/18/16	vs. LA Clippers	ESPN	L
12/18/16	at Dallas	NBATV	L
2/12/17	vs. New Orleans	TNT	W
2/14/17	at L.A. Lakers	NBATV	W
2/25/17	vs. Charlotte	NBATV	L
3/5/17	vs. Utah	NBATV	L
3/10/17	vs. Washington	NBATV	L

2017-18 [3-8]

DATE	OPPONENT	TV	W/L
10/26/17	vs. New Orleans	TNT	L
11/7/17	vs. Oklahoma City	NBATV	W
11/13/17	@ Washington	NBATV	L
11/22/17	vs. L.A. Lakers	ESPN	W
12/26/17	at LA Clippers	NBATV	L
12/29/17	vs. Phoenix	NBATV	L
1/9/18	at L.A. Lakers	NBATV	L
2/2/18	vs. Golden State	ESPN	L
2/9/18	vs. Portland	ESPN	L
2/26/18	vs. Minnesota	NBATV	L
4/1/18	@ L.A. Lakers	NBATV	W

2018-19 [3-4]

DATE	OPPONENT	TV	W/L
10/26/18	vs. Washington	NBATV	W
11/19/18	vs. Oklahoma City	NBATV	W
11/29/18	vs. LA Clippers	TNT	L
12/19/18	vs. Oklahoma City	NBATV	L

12/26/18	at LA Clippers	NBATV	L
12/30/17	at L.A. Lakers	NBATV	L
2/4/19	vs. San Antonio	NBATV	W

2019-20 [4-3]

DATE	OPPONENT	TV	W/L
11/12/19	vs. Portland	NBATV	W
12/2/19	vs. Chicago	NBATV	L
1/6/20	vs. Golden State	NBATV	W
2/10/20	at Milwaukee	NBATV	L
8/2/20	at Orlando	NBATV	L
8/6/20	vs. New Orleans	NBATV	W
8/11/20	vs. New Orleans	TNT	W

2020-21 [4-2]

DATE	OPPONENT	TV	W/L
1/2/21	at Houston	NBATV	L
2/6/21	vs. Denver	NBATV	W
4/18/21	at Dallas	NBATV	W
4/25/21	at Golden State	NBATV	L
4/26/21	vs. Dallas	NBATV	W
4/30/21	at L.A. Lakers	NBATV	W

2021-22 [2-3]

DATE	OPPONENT	TV	W/L
11/22/21	vs. Philadelphia	NBATV	L
12/1/21	at L.A. Clippers	NBATV	W
12/22/21	vs. L.A. Clippers	NBATV	L
12/29/21	vs. Dallas	NBATV	W
1/4/22	at L.A. Lakers	NBATV	L

KINGS' NATIONAL TELEVISION APPEARANCES

SEASON	APP.	REC	H	A
85-86	1	1-0	1-0	
86-87	2	0-2	0-2	
87-88	1	0-1		0-1
88-89	1	1-0	1-0	
89-90	1	0-1		0-1
90-91	1	0-1	0-1	
91-92	1	1-0	1-0	
92-93	1	0-1	0-1	
93-94	1	1-0	1-0	
94-95				
95-96	1	0-1		0-1
96-97	2	1-1	1-1	
97-98	1	0-1		0-1
98-99	2	1-1	0-1	1-0
99-00*	24	8-15	6-8	2-7
00-01	21	10-11	4-5	6-6
01-02	17	11-6	7-2	4-4
02-03	28	19-9	9-4	10-5
03-04	33	19-14	11-5	8-9
04-05	30	15-15	10-6	5-9
05-06	16	8-9	5-3	2-6
06-07	17	5-12	4-7	1-5
07-08	3	1-2	1-2	----
08-09	1	0-1	0-1	----
09-10	4	2-2	2-2	----
10-11	8	2-6	1-4	1-2
11-12	7	2-5	2-3	0-2
12-13	4	3-1	2-0	1-1
13-14	8	3-5	2-2	1-3
14-15	10	4-6	4-6	----
15-16	13	8-5	7-4	1-1
16-17	10	4-6	3-5	1-1
17-18	11	3-8	1-5	2-3
18-19	7	3-4	3-2	0-2
19-20	7	4-3	4-1	0-2
20-21	6	4-2	2-0	2-2
21-22	5	2-3	1-2	1-1
TOTALS	306	146-160	96-85	49-75

*Kings 1-0 at neutral site



HISTORY

HISTORY OF OWNERSHIP

THE SACRAMENTO KINGS begin their 10th season under a group led by Owner Vivek Ranadivé. The group succeeds the Maloof family, who sold the franchise in Spring 2013.

The latest chapter in the franchise's ownership history began to take shape in April 2013 when the NBA's Relocation Committee unanimously recommended that the league's Board of Governors deny the application of the team to relocate to Seattle, Washington. The passion, will and vision that Ranadivé's group expressed for the future of the Kings in Sacramento led the league's Board of Governors to unanimously approve the sale of the team on May 28, 2013.

The Maloof family had owned the team for 14 seasons after taking control of the Kings and ARCO Arena on July 1, 1999. The Maloofs succeeded Jim Thomas, who had owned the franchise since April 6, 1992.

The Maloof family's interest in purchasing the Kings, Monarchs (WNBA) and ARCO Arena originated in 1997 when they contacted Thomas regarding the availability of the teams and arena. On January 14, 1998, the Maloofs completed the purchase of a minority limited partnership in the organization's franchises and ARCO Arena. On January 15, 1999, the Maloofs subsequently purchased controlling interest, effective July 1, 1999. The NBA Board of Governors unanimously approved the ownership transfer on May 7, 1999, in New York, at which time the Board of Governors appointed Joe Maloof to the Board.

The Kings franchise made its NBA debut in 1948 as the Rochester Royals under the ownership of Les Harrison. Harrison also served as the club's head coach for the first seven seasons, and in 1951 he guided the Royals to the first and

only NBA World Championship title in franchise history. The team was moved to Cincinnati in 1957, where one year later it became a public corporation. In 1966, brothers Max and Jeremy Jacobs purchased the club and maintained ownership through the team's move to Kansas City in 1972-73.

A group of 10 Kansas City-based businessmen purchased the club in 1973 for an excess of \$5 million. The same group held proprietorship through May of 1982 when ownership was restructured so that only three partners remained, Leon Karosen, H. Paul Rosenberg, and Robert J. Margolin. Three months later, three New York-based businessmen joined the Kansas City ownership group.

On June 8, 1983, the Kings were sold to a local business group that is responsible for bringing NBA basketball to the Capitol City, as Joseph Benvenuti, Frank and Gregg Lukenbill, Bob A. Cook, Frank McCormick, and Stephen H. Cippa purchased the Kansas City Kings for approximately \$10.5 million. In January of 1985, the group petitioned the NBA Board of Governors for permission to move the franchise to Sacramento. Nine months later, the Kings' Sacramento-era began as the club played its first-ever contest before a sold out crowd at the temporary ARCO Arena site.



LES HARRISON

LES HARRISON — BASKETBALL PIONEER



The Sacramento Kings organization pays tribute to the late Les Harrison, who passed away in December of 1997, at the age of 93. As owner, general manager, and coach, Harrison was the driving force behind the Rochester Royals in the early days of the National Basketball League (NBL). In three seasons in the NBL, Harrison led the Royals to a 99-43 record, three NBL finals, and league titles in 1946 and 1947. With the signing of Dolly King in 1946, Harrison played a role in breaking the minority barrier in professional basketball. Following the 1948-49 season, in which the Royals played in the Basketball Association of America (BAA), Harrison led the effort to merge the NBL and BAA into the current National Basketball Association (NBA). Under Harrison's direction, the Royals won the franchise's lone NBA title in 1951, defeating the New York Knickerbockers 4-3 in the Finals. Harrison posted a .620 winning percentage (295-181) in seven NBA seasons, which ranks 14th all-time in the league entering this season for coaches with 100+ games. In a crowning achievement to his career, Harrison was elected to the Basketball Hall of Fame in 1979.

NICKNAME & LOGO TRANSITION

The Rochester National Basketball League franchise was originally nicknamed the Royals in 1946 after 15-year-old Richard Paeth's entry beat out 500 other suggestions in a name the team contest. For his winning entry, Paeth, a native of Rochester, received a \$100 Victory Bond from team president/manager Les Harrison. When the franchise moved to Cincinnati before the 1957-58 campaign, the ownership decided to maintain the Royals moniker. However, when the franchise moved to Kansas City prior to the 1972-73 season, it needed a new nickname because the name Royals was already being used by the city's Major League Baseball team. Wanting to keep the "Royal" theme, the club decided on the nickname of Kings.

On May 22, 1994, the Sacramento Kings unveiled a new primary logo, home and road uniforms, and team colors. The changes marked the first major alteration from the crown and ball logo which had been the franchise's trademark since the club resided in Cincinnati.

On April 26, 2016, the Kings shared a new brand identity with fans during a special preview of Golden 1 Center, the team's future downtown home currently under construction.

"When the Kings moved to Sacramento in 1985, the city was transformed. Today, we aim to do it again," said Owner and Chairman Vivek Ranadivé. "This brand kicks off a new era

for our franchise as we move into the most technologically-advanced, most environmentally-friendly arena in the world. As Sacramento becomes the next great American city, this identity honors our heritage while moving us forward."

The new primary emblem is inspired by the Kings classic logo. It is reimagined to reflect the civic and franchise pride that has lasted and grown for a generation. Now, with a clean, modern look – a reshaped crown, refined basketball and new typeface that puts Sacramento front and center – the new identity draws from the team's ambitious beginnings and reminds our region and the world that Sacramento is undergoing a transformation.

Each of the team's new insignia are designed to connect to the elements that define the Sacramento Kings: Our City. Our Pride. Our Foundation.

The secondary logo featuring the lion, pays tribute to the unmatched pride and loyalty of the NBA's best fans. The "Sac" badge is dedicated to the bold and unwavering devotion the Kings organization has for its city. A new crown logo reflects the rich tradition of the team dating back to its origins, reminding the fanbase and the community of Sacramento that, "we are all Kings." The heralding lion crest represents leadership and strength and will be used as the Kings work to make basketball the premier global sport of the 21st century.

THE EVOLUTION OF THE KINGS' PRIMARY LOGO

A chronological look at the evolution of the Kings' primary logo over the franchise's 68-season history.



Rochester Royals
1948-49 — 1956-57



Cincinnati Royals
1957-58 — 1970-71



Cincinnati Royals
1971-72



K.C.-Omaha Kings
1972-73 — 1974-75



Kansas City Kings
1975-76 — 1984-85



Sacramento Kings
1985-86 — 1993-94



Sacramento Kings
1994-95 — 2015-16



Sacramento Kings
Unveiled April 26, 2016

SACRAMENTO KINGS



1948-49 ROCHESTER ROYALS



1948-1957



45-15 WESTERN DIVISION CHAMPIONS

Front row — from left to right, Arnitz Johnson, Andrew Levane, Bob Davies, William Holzman, Arnie Risen. **Back row —** Francis Curran, Andrew Duncan, Michael Novak, Lionel Malamed, William Calhoun, Bobby Wanzer.

* = OT

G	DATE	SCORE	OPPONENT	W/L	REC.	ATT.	G	DATE	SCORE	OPPONENT	W/L	REC.	ATT.
1	11/6	69-58	Indianapolis	W	1-0	4200	31	1/13	102-85	@Baltimore	W	21-10	2879
2	11/10	66-73	@Washington	L	1-1	2115	32	1/15	73-62	Fort Wayne	W	22-10	4240
3	11/11	83-75	@Philadelphia	W	2-1	3112	33	1/19	70-66	Ind. (Chicago)	W	23-10	331
4	11/13	95-63	Boston	W	3-1	4200	34	1/20	84-74	@St. Louis	W	24-10	1364
5	11/14	92-75	Minneapolis	W	4-1	4200	35	1/22	103-98**	New York	W	25-10	4200
6	11/16	75-63	New York	W	5-1	4000	36	1/23	81-80*	@Fort Wayne	W	26-10	3800
7	11/18	103-74	@Providence	W	6-1	2015	37	1/29	90-86	Baltimore	W	27-10	4200
8	11/21	77-80	Washington	L	6-2	4200	38	2/1	76-68	@Boston	W	28-10	10,091
9	11/23	108-90	Baltimore	W	7-2	4000	39	2/3	80-88	@Providence	L	28-11	2755
10	11/27	105-103**	Chicago	W	8-2	4200	40	2/5	80-61	Fort Wayne	W	29-11	4200
11	12/1	73-72	@New York	W	9-2	13,859	41	2/6	85-74	@Minneapolis	W	30-11	9024
12	12/4	105-101*	Philadelphia	W	10-2	4200	42	2/8	97-65	Providence	W	31-11	4211
13	12/6	87-79	@Boston	W	11-2	5313	43	2/9	94-99**	@Washington	L	31-12	3435
14	12/7	89-90	Providence	L	11-3	3560	44	2/10	90-76	@Baltimore	W	32-12	2000
15	12/10	75-96	Minneapolis	L	11-4	4200	45	2/12	87-73	Chicago	W	33-12	4200
16	12/12	58-67	@Minneapolis	L	11-5	5534	46	2/15	91-79	Washington	W	34-12	4300
17	12/14	85-78	@Chicago	W	12-5	4140	47	2/17	68-63	@St. Louis	W	35-12	1266
18	12/18	84-64	Fort Wayne	W	13-5	4260	48	2/18	65-53	@Indianapolis	W	36-12	1862
19	12/19	83-78*	@Fort Wayne	W	14-5	3600	49	2/19	87-73	Indianapolis	W	37-12	4200
20	12/21	84-71	@Indianapolis	W	15-5	3788	50	2/22	92-86	Philadelphia	W	38-12	4200
21	12/25	90-82	St. Louis	W	16-5	4260	51	2/26	64-59	Boston	W	39-12	4300
22	12/26	90-99	@Minneapolis	L	16-6	7635	52	3/1	67-64	Washington	W	40-12	4289
23	12/29	74-77	@New York	L	16-7	14,915	53	3/5	81-64	Providence	W	41-12	4278
24	12/30	89-100	@Baltimore	L	16-8	4000	54	3/6	78-66	@Fort Wayne	W	42-12	3650
25	1/1	106-83	St. Louis	W	17-8	4200	55	3/10	73-71	@Philadelphia	W	43-12	4500
26	1/2	89-64	@St. Louis	W	18-8	2160	56	3/12	104-74	St. Louis	W	44-12	4250
27	1/6	62-73	@Indianapolis	L	18-9	3785	57	3/15	83-86	@Boston	L	44-13	3565
28	1/9	88-91	Chicago	L	18-10	4240	58	3/16	94-89	@New York	W	45-13	13,195
29	1/10	90-75	@Chicago	W	19-10	6561	59	3/19	85-99	Minneapolis	L	45-14	4311
30	1/11	83-71	Philadelphia	W	20-10	4200	60	3/20	61-98	@Chicago	L	45-15	14,451

1948-49 PLAYOFFS

Quarter finals (2-0)

March 22 Rochester 93 vs. St. Louis 64

Semifinals (0-2)

March 27 Rochester 79 vs. Minneapolis 80
March 29 Rochester 55 @ Minneapolis 67

FINAL STATISTICS

PLAYER	G.	FGM	FGA	PCT.	FTM	FTA	PCT.	AST.	PF	PTS.	AVG.
Arnie Risen	60	345	816	.423	305	462	.660	100	216	995	16.6
Bob Davies	60	317	871	.364	270	348	.776	321	197	904	15.1
Bobby Wanzer	60	202	533	.379	209	254	.823	186	132	613	10.2
William Holzman	60	225	691	.326	96	157	.611	149	93	546	9.1
Arnitz Johnson	60	156	375	.416	199	284	.701	80	247	511	8.5
Andrew Duncan	55	162	391	.414	83	135	.615	51	179	407	7.4
William Calhoun	56	146	408	.358	75	131	.573	125	97	367	6.6
Michael Novak	60	124	363	.342	72	124	.581	112	188	320	5.3
Francis Curran	57	61	168	.363	85	126	.675	78	118	207	3.6
Andrew Levane	36	55	193	.285	13	21	.619	39	37	123	3.4
Lionel Malamed (Roch. only)	9	12	31	.387	6	8	.750	6	9	30	3.3
Robert Fitzgerald	18	6	29	.207	7	10	.700	12	26	19	1.1
Royals	60	1811	4869	.372	1420	2060	.689	1259	1539	5042	84.0

1949-50 ROCHESTER ROYALS



1948-1957



51-17 TIED MINNEAPOLIS FOR THE CENTRAL DIVISION TITLE

Front row — from left to right, Bob Davies, Bobby Wanzer, Francis Curran, William Holzman, Frank Saul.
Back row — William Calhoun, Arnitz Johnson, Michael Novak, Arnie Risen, Jack Coleman, Andrew Duncan.

G	DATE	SCORE	OPPONENT	W/L	REC.	ATT.	G	DATE	SCORE	OPPONENT	W/L	REC.	ATT.
1	11/1	108-75	Sheboygan	W	1-0	3500	35	1/14	83-77	Minneapolis	W	25-10	4210
2	11/5	85-53	Philadelphia	W	2-0	4000	36	1/15	73-85	@Minneapolis	L	25-11	6040
3	11/9	72-75*	@Chicago	L	2-1	5191	37	1/18	70-65	@Tri City	W	26-11	4856
4	11/10	87-97	@Sheboygan	L	2-2	3000	38	1/19	81-78	@Anderson Duffey	W	27-11	4000
5	11/12	94-73	New York	W	3-2	4200	39	1/21	95-79	Anderson Duffey	W	28-11	4000
6	11/15	93-81	Tri City	W	4-2	3200	40	1/22	71-81	@New York	L	28-12	16,000
7	11/19	96-64	Denver	W	5-2	3000	41	1/24	70-56	Baltimore	W	29-12	3500
8	11/20	74-95	@St. Louis	L	5-3	2976	42	1/26	72-76	@Syracuse	L	29-13	8731
9	11/22	74-80	@Indianapolis	L	5-4	4500	43	1/28	82-75	Boston	W	30-13	3750
10	11/23	90-71	@Waterloo	W	6-4	3045	44	1/31	85-72	@Boston	W	31-13	2490
11	11/26	120-95	Waterloo	W	7-4	3100	45	2/1	82-68	@Philadelphia	W	32-13	4467
12	11/30	86-84	@Washington	W	8-4	2205	46	2/2	69-79	@Baltimore	L	32-14	1300
13	12/1	64-70	@Baltimore	L	8-5	1645	47	2/4	82-78	Chicago	W	33-14	
14	12/2	82-79	@Philadelphia	W	9-5	4000	48	2/5	73-65	@New York	W	34-14	16,000
15	12/3	99-77	Indianapolis	W	10-5	4500	49	2/7	90-84	St. Louis	W	35-14	3500
16	12/4	80-95	@Minneapolis	L	10-6	6686	50	2/11	84-92	Fort Wayne	L	35-15	3700
17	12/10	69-63	Syracuse	W	11-6	4100	51	2/12	74-76	@Fort Wayne	L	35-16	3800
18	12/13	81-65	@Denver	W	12-6	1300	52	2/14	83-74	@Chicago	W	36-16	5028
19	12/15	66-69	@Fort Wayne	L	12-7	3340	53	2/15	70-92	@Minneapolis	L	36-17	8456
20	12/16	71-80	@Chicago	L	12-8	3601	54	2/17	81-73	@Boston	W	37-17	2386
21	12/17	85-63	Chicago	W	13-8	4200	55	2/18	94-73	Boston (Providence)	W	38-17	1753
22	12/20	87-62	Minneapolis	W	14-8	4200	56	2/19	105-92	New York	W	39-17	4000
23	12/25	88-79	Boston	W	15-8	4054	57	2/21	84-76	Washington	W	40-17	3400
24	12/26	83-80*	@New York	W	16-8	16,000	58	2/25	66-64	Minneapolis	W	41-17	4210
25	12/27	96-72	Washington	W	17-8	4190	59	2/26	81-79	@St. Louis	W	42-17	1602
26	12/29	97-79	Fort Wayne	W	18-8	4200	60	2/28	74-69	Chicago	W	43-17	3535
27	12/31	87-68	St. Louis	W	19-8	4055	61	3/4	73-70	Fort Wayne	W	44-17	4000
28	1/3	83-79	Washington	W	20-8	4150	62	3/5	65-60	@Fort Wayne	W	45-17	3800
29	1/4	72-63	@Washington	W	21-8	1641	63	3/9	78-59	Boston	W	46-17	3660
30	1/5	71-74	@Baltimore	L	21-9	1600	64	3/11	90-72	Philadelphia	W	47-17	3499
31	1/6	73-91	@Philadelphia	L	21-10	2500	65	3/12	99-72	St. Louis	W	48-17	
32	1/7	85-68	Philadelphia	W	22-10	3880	66	3/15	93-64	@Washington	W	49-17	511
33	1/8	75-73**	@St. Louis	W	23-10	2048	67	3/18	77-74	New York	W	50-17	3998
34	1/10	85-67	Baltimore	W	24-10	3500	68	3/19	97-66	Baltimore	W	51-17	3750

* = OT

1949-50 PLAYOFFS

Semifinals (0-2)

March 23	Rochester	84	vs.	Fort Wayne	90
March 25	Rochester	78	@	Fort Wayne	79 (1 OT)

FINAL STATISTICS

PLAYER	G.	FGM	FGA	PCT.	FTM	FTA	PCT.	AST.	PF	PTS.	AVG.
Bob Davies	64	317	887	.357	261	347	.752	294	187	895	14.0
Bobby Wanzer	67	254	614	.414	283	351	.806	214	102	791	11.8
Arnie Risen	62	206	598	.344	213	321	.664	92	228	625	10.1
Jack Coleman	68	250	663	.377	90	121	.744	153	223	590	8.7
William Calhoun	62	207	549	.377	146	203	.719	115	100	560	9.0
William Holzman	68	206	625	.330	144	210	.686	200	67	556	8.2
Arnitz Johnson	68	149	376	.396	200	294	.680	141	260	498	7.3
Francis Curran	66	98	235	.417	199	241	.826	71	113	395	6.0
Andrew Duncan	67	125	289	.433	60	108	.556	42	160	310	4.6
Frank Saul	49	74	183	.404	34	47	.723	28	33	182	3.7
Edward Mikan (Roch. only)	44	58	194	.299	47	62	.758	28	95	163	3.7
Price Brookfield	7	11	23	.478	12	13	.923	1	7	34	4.9
Mike Novak* (Roch. only)	5	1	11	.091	1	1	1.000	4	10	3	0.6
Royals	68	1956	5247	.373	1690	2319	.729	1383	1585	5599	82.4

* Did not finish season with team

1950-51 ROCHESTER ROYALS



1948-1957



41-27 2ND - WESTERN DIVISION NBA CHAMPIONS

Coach Lester Harrison
at bottom right with,
**front row — from left
to right, Bob Davies,
Bobby Wanzer, William
Holzman, Paul Noel,
Frank (Pep) Saul. Back
Row — from left to
right, Bill Calhoun,
Joe McNamee, Arnie
Risen, Jack Coleman,
Arnitz Johnson.**

G	DATE	SCORE	OPPONENT	W/L	REC.	ATT.	G	DATE	SCORE	OPPONENT	W/L	REC.	ATT.
1	10/31	78-70	Washington	W	1-0	2184	35	1/13	99-78	Fort Wayne	W	22-13	3100
2	11/4	95-71	Fort Wayne	W	2-0	2783	36	1/14	63-92	@Syracuse	L	22-14	7273
3	11/11	86-77	Tri Cities	W	3-0	2811	37	1/16	97-89	Tri Cities	W	23-14	2000
4	11/12	79-82*	@Tri Cities	L	3-1	3220	38	1/18	96-87	@Syracuse	W	24-14	5384
5	11/15	85-89	@Fort Wayne	L	3-2	3200	39	1/20	87-101	Philadelphia	L	24-15	3400
6	11/18	77-86**	Minneapolis	L	3-3	3555	40	1/21	83-88*	@New York	L	24-16	6986
7	11/19	77-90	@Minneapolis	L	3-4	6777	41	1/23	102-92 40T	New York	W	25-16	3222
8	11/21	79-91	@Indianapolis	L	3-5	4051	42	1/27	85-83	Syracuse	W	26-16	4200
9	11/23	71-89	@Philadelphia	L	3-6	5154	43	1/28	88-93	@Fort Wayne	L	26-17	3600
10	11/25	90-82	Boston	W	4-6	2790	44	1/30	95-90	Baltimore	W	27-17	1909
11	11/28	87-71	Washington	W	5-6	1900	45	2/1	63-68	@Indianapolis	L	27-18	2074
12	11/29	72-71	@Washington	W	6-6	675	46	2/3	65-61	Philadelphia	W	28-18	3258
13	11/30	74-79	@New York	L	6-7	4500	47	2/4	81-84	@Tri Cities	L	28-19	3350
14	12/2	94-72	Indianapolis	W	7-7	3433	48	2/6	76-78	@Indianapolis	L	28-20	2617
15	12/3	79-80	@Fort Wayne	L	7-8	3800	49	2/8	58-69	@Minneapolis	L	28-21	6112
16	12/6	74-70	@Baltimore	W	8-8	1450	50	2/10	98-90	Tri Cities	W	29-21	1729
17	12/7	76-69	@Syracuse	W	9-8	4550	51	2/11	77-93	@Boston	L	29-22	6006
18	12/10	99-84	Philadelphia	W	10-8	3600	52	2/14	65-81	@New York	L	29-23	500
19	12/12	102-87	Baltimore	W	11-8	1923	53	2/17	87-82	Minneapolis	W	30-23	4206
20	12/13	82-72	@Minneapolis	W	12-8	5109	54	2/18	83-89	@Tri Cities	L	30-24	3550
21	12/16	75-79*	Syracuse	L	12-9	4044	55	2/20	105-89	Baltimore	W	31-24	2210
22	12/17	75-88	@Boston	L	12-10	5542	56	2/22	90-98	@Philadelphia	L	31-25	
23	12/20	94-76	@Washington	W	13-10	715	57	2/24	99-89	Tri Cities	W	32-25	1866
24	12/23	77-65	Fort Wayne	W	14-10	3140	58	2/25	82-78	@Tri Cities	W	33-25	3810
25	12/25	90-77	Boston	W	15-10	2972	59	2/27	100-90	New York	W	34-25	2210
26	12/27	74-68	@Fort Wayne	W	16-10	3600	60	2/28	89-79	Fort Wayne	W	35-25	
27	12/28	75-67	Minneapolis	W	17-10	4195	61	3/6	90-79	Minneapolis	W	36-25	3780
28	12/30	91-77	Washington	W	18-10	2100	62	3/7	91-84	@Indianapolis	W	37-25	2461
29	1/1	91-88*	New York	W	19-10	3400	63	3/8	107-86	Syracuse	W	38-25	3500
30	1/6	73-75 50T	Indianapolis	L	19-11	3790	64	3/10	88-95	Indianapolis	L	38-26	2000
31	1/7	57-69	@Minneapolis	L	19-12	7346	65	3/13	111-107**	@Boston	W	39-26	4361
32	1/9	77-59	@Indianapolis	W	20-12	4908	66	3/15	87-93	@Baltimore	L	39-27	1225
33	1/10	80-78*	@Baltimore	W	21-12	1400	67	3/17	114-89	Boston	W	40-27	
34	1/11	79-82	@Philadelphia	L	21-13	3500	68	3/18	91-79	Indianapolis	W	41-27	

* = OT

1950-51 PLAYOFFS

Semifinals - Royals defeat Fort Wayne, 2-1

March 20	Rochester	110	vs.	Fort Wayne	81
March 22	Rochester	78	@	Fort Wayne	83
March 24	Rochester	97	vs.	Fort Wayne	78

Division Finals - Rochester defeats Minneapolis, 3-1

March 29	Rochester	73	@	Minneapolis	76
March 31	Rochester	70	@	Minneapolis	66
April 1	Rochester	83	vs.	Minneapolis	70
April 3	Rochester	80	vs.	Minneapolis	75

Championship - Rochester defeats New York, 4-3

April 7	Rochester	92	vs.	New York	65
April 8	Rochester	99	vs.	New York	84
April 11	Rochester	78	@	New York	71
April 13	Rochester	73	@	New York	79
April 15	Rochester	89	vs.	New York	92
April 18	Rochester	73	@	New York	80
April 21	Rochester	79	vs.	New York	75

FINAL STATISTICS

PLAYER	G.	FGM	FGA	PCT.	FTM	FTA	PCT.	REB.	AST.	PF	DQ	PTS.	AVG.
Arnie Risen	66	377	940	.401	323	440	.734	795	158	278	9	1077	16.3
Bob Davies	63	326	877	.372	303	381	.795	197	287	208	7	955	15.2
Jack Coleman	67	315	749	.421	134	172	.779	584	197	193	4	764	11.4
Bobby Wanzer	68	252	628	.401	232	273	.850	232	181	129	0	736	10.8
Arnitz Johnson	68	185	403	.459	269	371	.725	449	175	290	11	639	9.4
William Calhoun	66	175	506	.346	161	228	.706	199	99	87	1	511	7.7
William Holzman	68	183	561	.326	130	179	.726	152	147	94	0	496	7.3
Frank Saul	65	105	310	.339	72	105	.686	84	68	85	0	282	4.3
Paul Noel	52	49	174	.282	32	45	.711	81	34	61	1	130	2.5
Joseph McNamee	60	48	167	.287	27	42	.643	101	18	88	2	123	2.1
Ed Mikan*(Roch. only)	10	17	62	.274	9	12	.750	60	2	21	0	43	4.3
Royals	68	2032	5377	.378	1692	2248	.753	3015	1368	1534	35	5746	84.6

*Did not finish season with team



1948-1957



41-25 WESTERN DIVISION CHAMPIONS

Front Row — from left to right, Sam Ranzino, Bob Davies, Ray Ragelis, William Holzman, Bobby Wanzer. Back Row — from left to right, Arnitz Johnson, Joe McNamee, Arnie Risen, Jack Coleman, Marion Spears.

G	DATE	SCORE	OPPONENT	W/L	REC.	ATT.	G	DATE	SCORE	OPPONENT	W/L	REC.	ATT.
1	11/1	101-97	Baltimore	W	1-0	2316	34	1/12	76-88	Fort Wayne	L	22-12	
2	11/3	74-93	Minneapolis	L	1-1	3306	35	1/13	97-70	New York	W	23-12	1680
3	11/10	100-89	Indianapolis	W	2-1	2403	36	1/19	96-85	Minneapolis	W	24-12	4206
4	11/11	80-78	New York	W	3-1	2980	37	1/20	81-91**	@Minneapolis	L	24-13	8972
5	11/13	91-75	@Milwaukee	W	4-1	2875	38	1/21	78-76	Milw. (Moline, IL)	W	25-13	300
6	11/17	86-72	Philadelphia	W	5-1	2688	39	1/22	65-68	@Indianapolis	L	25-14	4417
7	11/18	76-71*	@Fort Wayne	W	6-1	3500	40	1/24	90-94	@Fort Wayne	L	25-15	3000
8	11/20	65-69**	@Indianapolis	L	6-2	3350	41	1/26	104-71	Fort Wayne	W	26-15	
9	11/22	65-70**	@Minneapolis	L	6-3	8912	42	1/27	102-95	Indianapolis	W	27-15	3180
10	11/24	74-63	Fort Wayne	W	7-3	2332	43	2/2	100-79	Milwaukee	W	28-15	2220
11	11/25	73-75	@Milwaukee	L	7-4	10,251	44	2/3	75-77	@Minneapolis	L	28-16	9189
12	11/27	77-73	Milwaukee	W	8-4	1766	45	2/7	75-86	@Minneapolis	L	28-17	9136
13	11/29	78-74	@New York	W	9-4	6837	46	2/9	104-100	Boston	W	29-17	3366
14	12/1	71-66	Milwaukee	W	10-4	2895	47	2/10	111-97	@Boston	W	30-17	5622
15	12/2	81-79	@Syracuse	W	11-4	7438	48	2/12	86-75	@Philadelphia	W	31-17	2500
16	12/3	77-70	@Baltimore	W	12-4	1375	49	2/13	91-96	@Baltimore	L	31-18	1550
17	12/4	80-96	@Philadelphia	L	12-5	2500	50	2/14	78-76	@Syracuse	W	32-18	6502
18	12/8	75-95	Syracuse	L	12-6	4022	51	2/16	92-84	Syracuse	W	33-18	4200
19	12/9	84-86	@Fort Wayne	L	12-7	3700	52	2/17	100-92	Indianapolis	W	34-18	2033
20	12/15	75-66	Indianapolis	W	13-7	2909	53	2/23	73-83	Minneapolis	L	34-19	4208
21	12/16	99-95	Baltimore	W	14-7		54	2/24	124-100	Baltimore	W	35-19	1816
22	12/18	94-68	@Milwaukee	W	15-7	4221	55	2/26	99-67	Milwaukee	W	36-19	1400
23	12/20	69-54	@Fort Wayne	W	16-7	2500	56	2/28	72-91	Bos. (Raleigh, NC)	L	36-20	12,500
24	12/22	105-89	Philadelphia	W	17-7	2770	57	3/1	98-83	Syracuse	W	37-20	4150
25	12/25	87-78	Indianapolis	W	18-7	1712	58	3/2	72-76	@Syracuse	L	37-21	7529
26	12/27	98-85	New York	W	19-7	1450	59	3/3	96-99	@Baltimore	L	37-22	
27	12/29	75-61	Fort Wayne	W	20-7	3030	60	3/4	90-92*	@New York	L	37-23	13,430
28	12/31	73-77	Indianapolis (NY)	L	20-8	14,189	61	3/6	77-74	Milwaukee	W	38-23	3000
29	1/1	106-91	Boston	W	21-8	3328	62	3/8	94-92*	Minneapolis	W	39-23	4200
30	1/5	103-94	Philadelphia	W	22-8	2190	63	3/9	90-96	@Minneapolis	L	39-24	8291
31	1/6	80-91	@Boston	L	22-9	6883	64	3/11	82-81	@Indianapolis	W	40-24	3627
32	1/8	74-107	@New York	L	22-10	5247	65	3/13	86-84	@Fort Wayne	W	41-24	3440
33	1/11	83-85	@Philadelphia	L	22-11	2000	66	3/15	106-118	Boston	L	41-25	4040

* = OT

1951-52 PLAYOFFS

Semifinals (2-0)

March 18	Rochester	95	vs.	Fort Wayne	78
March 20	Rochester	92	@	Fort Wayne	86

Division Finals (1-3)

March 29	Rochester	88	vs.	Minneapolis	78
March 30	Rochester	78	vs.	Minneapolis	83
April 5	Rochester	67	@	Minneapolis	77
April 6	Rochester	80	@	Minneapolis	82

FINAL STATISTICS

PLAYER	G.	FGM	FGA	PCT.	FTM	FTA	PCT.	REB.	AST.	PF	DQ	PTS.	AVG.
Bob Davies	65	379	990	.383	294	379	.776	189	390	269	10	1052	16.2
Bobby Wanzer	66	328	772	.425	377	417	.904	333	262	201	5	1033	15.7
Arnie Risen	66	365	926	.394	302	431	.701	841	150	258	3	1032	15.6
Jack Coleman	66	308	742	.415	120	169	.710	692	208	218	7	736	11.2
Arnitz Johnson	66	178	411	.433	301	387	.778	404	182	259	9	657	10.0
Marion Spears	66	225	570	.395	116	152	.763	303	163	225	8	566	8.6
William Holzman	65	104	372	.280	61	85	.718	106	115	95	1	269	4.1
Alex Hannum (Roch. only)	35	71	188	.378	45	60	.750	143	67	145	8	187	5.3
Sam Ranzino	39	30	90	.333	26	37	.703	39	25	63	2	86	2.2
Ray Ragelis	51	25	96	.260	18	29	.621	76	31	62	1	68	1.3
Joe McNamee* (Roch. only)	24	27	89	.303	12	20	.600	55	16	43	2	66	2.8
Paul Noel	8	2	9	.222	2	3	.667	4	3	6	0	6	0.8
Royals	66	2014	5172	.389	1661	2150	.773	3373	1590	1804	62	5689	86.2

*Did not finish season with team

1952-53 ROCHESTER ROYALS



1948-1957



44-26 WESTERN DIVISION RUNNER-UP

Front row — from left to right, Bob Davies, Jack McMahon, Marion Spears, Bobby Wanzer, William Holzman. Back row — from left to right, Cal Christensen, Alex Hannum, Arnie Risen, Jack Coleman, Arnitz Johnson.

G	DATE	SCORE	OPPONENT	W/L	REC.	ATT.	G	DATE	SCORE	OPPONENT	W/L	REC.	ATT.
1	11/1	94-82	Fort Wayne	W	1-0	2779	36	1/10	89-81	Milwaukee	W	25-11	2562
2	11/6	84-64	@Fort Wayne	W	2-0	3300	37	1/11	79-83**	@Milwaukee	L	25-12	2800
3	11/7	65-63	@Indianapolis	W	3-0	3403	38	1/15	85-109	@Syracuse	L	25-13	4496
4	11/8	99-96****	Indianapolis	W	4-0	2100	39	1/17	109-101	Minneapolis	W	26-13	3983
5	11/9	75-78	@Milwaukee	L	4-1	3216	40	1/18	87-90	@Fort Wayne	L	26-14	5892
6	11/11	104-94	New York	W	5-1	1800	41	1/20	59-70	@Indianapolis	L	26-15	3403
7	11/13	97-79	Milwaukee (NY)	W	6-1	11,213	42	1/21	89-82	@Baltimore	W	27-15	2149
8	11/15	97-89	Minneapolis	W	7-1	3836	43	1/24	82-107	Syracuse	L	27-16	3998
9	11/16	87-96	@Boston	L	7-2	2723	44	1/27	72-74	New York	L	27-17	2369
10	11/22	69-65	Milwaukee	W	8-2	1178	45	1/30	70-68*	Fort Wayne (Mil.)	W	28-17	6651
11	11/23	100-102	Boston	L	8-3	2507	46	1/31	103-83	Philadelphia	W	29-17	1700
12	11/25	106-89	Baltimore	W	9-3	1155	47	2/1	109-86	@Boston	W	30-17	9736
13	11/27	79-86	@Syracuse	L	9-4	6035	48	2/2	80-78*	Mil. (Buffalo)	W	31-17	2000
14	11/29	83-71	Minneapolis	W	10-4	3742	49	2/3	109-82	Baltimore	W	32-17	1111
15	11/30	91-88	@Milwaukee	W	11-4		50	2/5	79-83*	@Syracuse	L	32-18	3312
16	12/2	76-85	@Indianapolis	L	11-5	2238	51	2/7	87-72	Minneapolis	W	33-18	3860
17	12/6	82-79	Indianapolis	W	12-5	1566	52	2/8	82-85*	@Milwaukee	L	33-19	4045
18	12/7	94-92	Philadelphia	W	13-5	1889	53	2/10	101-85	Philadelphia	W	34-19	1000
19	12/9	77-75	@New York	W	14-5	7850	54	2/14	81-72	Milwaukee	W	35-19	2113
20	12/10	99-97*	@Baltimore	W	15-5		55	2/15	84-72	@Fort Wayne	W	36-19	6005
21	12/11	86-98	@Philadelphia	L	15-6		56	2/17	78-88	Fort Wayne	L	36-20	1746
22	12/13	97-99*	New York	L	15-7	2100	57	2/19	87-107	@Minneapolis	L	36-21	6121
23	12/14	77-95	@Minneapolis	L	15-8	4530	58	2/21	84-73	Syracuse	W	37-21	3012
24	12/16	84-71	@Indianapolis	W	16-8	2470	59	2/24	80-91	Fort Wayne	L	37-22	1000
25	12/20	92-89	Fort Wayne	W	17-8	1908	60	2/25	79-71*	NY (Boston)	W	38-22	6000
26	12/21	83-65	Indianapolis (NY)	W	18-8	7846	61	2/28	92-85	Boston	W	39-22	4061
27	12/25	93-78	@Philadelphia	W	19-8	6000	62	3/3	88-109	@New York	L	39-23	10,027
28	12/27	94-73	Indianapolis	W	20-8	2514	63	3/4	81-77	@Baltimore	W	39-23	2320
29	12/30	106-93	Syracuse	W	21-8	3603	64	3/5	69-78	Phi. (Trenton, NJ)	L	40-24	3600
30	12/31	82-74	Mil. (Fort Wayne)	W	22-8		65	3/7	84-82	Minneapolis	W	41-24	3563
31	1/1	81-83*	Boston	L	22-9	2890	66	3/8	71-69	@Fort Wayne	W	42-24	
32	1/3	106-101	Fort Wayne	W	23-9	2617	67	3/10	61-59	@Indianapolis	W	43-24	3782
33	1/4	80-83*	@Minneapolis	L	23-10	5107	68	3/12	77-89	@Minneapolis	L	43-25	6745
34	1/6	85-69	Minneapolis (Mil.)	W	24-10	3663	69	3/14	82-90	Indianapolis	L	43-26	3160
35	1/8	85-88*	Boston (NY)	L	24-11	9806	70	3/17	105-87	Baltimore	W	44-26	1863

* = OT

1952-53 PLAYOFFS

Semifinals (1-2)

March 20	Rochester	77	vs.	Fort Wayne	84
March 22	Rochester	83	@	Fort Wayne	71
March 24	Rochester	65	vs.	Fort Wayne	67

FINAL STATISTICS

PLAYER	G.	MIN.	FGM	FGA	PCT.	FTM	FTA	PCT.	REB.	AST.	PF	DQ	PTS.	AVG.
Bob Davies	66	2216	339	880	.385	351	466	.753	195	280	261	7	1029	15.6
Bobby Wanzer	70	2577	318	866	.367	384	473	.812	351	252	206	7	1020	14.6
Arnie Risen	68	2288	295	802	.368	294	429	.685	745	135	274	10	884	13.0
Jack Coleman	70	2625	314	748	.420	135	208	.649	774	231	245	12	763	10.9
Marion Spears	62	1414	198	494	.401	199	243	.819	251	113	227	15	595	9.6
Arnitz Johnson	70	1984	140	369	.379	303	405	.748	419	153	282	14	583	8.3
Jack McMahon	70	1665	176	534	.330	155	236	.657	183	186	253	16	507	7.2
Alex Hannum	68	1288	129	360	.358	88	133	.662	279	81	258	18	346	5.1
Cal Christensen	59	777	72	230	.313	68	114	.596	199	54	148	6	212	3.6
William Holzman	46	392	38	149	.255	27	38	.711	40	35	56	2	103	2.2
Royals	70	14966	2019	5432	.372	2005	2747	.730	3625	1520	2210	107	6043	86.3

1953-54 ROCHESTER ROYALS



1948-1957



44-28 2ND - WESTERN DIVISION

Front row — from
left to right, Jack
McMahon, Bob Davies,
Bobby Wanzer,
Al Masino, Cal
Christensen. Back row
— from left to right,
Marion Spears, Jack
Coleman, Arnie Risen,
Alex Hannum, Norman
Swanson.

G	DATE	SCORE	OPPONENT	W/L	REC.	ATT.
1	10/31	72-68	Baltimore (NY)	W	1-0	16,128
2	11/1	80-72	@Baltimore	W	2-0	1841
3	11/7	91-76	Fort Wayne	W	3-0	1459
4	11/8	66-85	@Syracuse	L	3-1	2708
5	11/10	64-66	Philadelphia	L	3-2	1100
6	11/14	98-91***	Minneapolis	W	4-2	
7	11/15	65-68	@Fort Wayne	L	4-3	4377
8	11/17	92-73	Boston (Buffalo)	W	5-3	6200
9	11/19	79-69	Mil. (Syracuse)	W	6-3	2536
10	11/20	81-63	@Milwaukee	W	7-3	2316
11	11/21	70-76	@Minneapolis	L	7-4	4782
12	11/22	82-83	@Fort Wayne	L	7-5	7295
13	11/24	80-89	Syracuse	L	7-6	1700
14	11/26	80-75*	@New York	W	8-6	
15	11/28	90-95*	@New York	L	8-7	16,543
16	11/29	64-69	New York	L	8-8	1486
17	12/1	92-69	Fort Wayne	W	9-8	1630
18	12/5	72-65	Baltimore	W	10-8	1100
19	12/8	97-79	Boston	W	11-8	1282
20	12/12	90-85	Syracuse	W	12-8	1660
21	12/13	87-70	Min. (Fort Wayne)	W	13-8	9306
22	12/15	76-64	Milwaukee	W	14-8	1000
23	12/17	91-79	Phi. (Cleveland)	W	15-8	7500
24	12/19	78-91	Minneapolis	L	15-9	
25	12/25	73-65	@Philadelphia	W	16-9	
26	12/26	77-78	New York	L	16-10	
27	12/27	72-98	@Boston	L	16-11	5491
28	12/29	96-77	Baltimore	W	17-11	2000
29	12/31	81-86	@Syracuse	L	17-12	
30	1/1	79-76	Philadelphia	W	18-12	1379
31	1/2	77-76*	Fort Wayne	W	19-12	
32	1/5	85-84	Min. (Chicago)	W	20-12	16,792
33	1/7	71-89	@Minneapolis	L	20-13	5077
34	1/9	87-88	New York	L	20-14	
35	1/10	69-81	@New York	L	20-15	9452
36	1/12	78-73	Milwaukee	W	21-15	990

* = OT

G	DATE	SCORE	OPPONENT	W/L	REC.	ATT.
37	1/16	93-95***	Syracuse	L	21-16	
38	1/17	81-84	@Syracuse	L	21-17	
39	1/19	73-67	Fort Wayne (Mil.)	W	22-17	3010
40	1/23	71-61	Philadelphia	W	23-17	2000
41	1/24	93-85	@Boston	W	24-17	6093
42	1/26	71-74	NY (Buffalo)	L	24-18	4012
43	1/28	82-79	@Philadelphia	W	25-18	
44	1/30	95-70	Fort Wayne	W	26-18	2300
45	1/31	69-83	@Fort Wayne	L	26-19	5009
46	2/2	78-87	Minneapolis	L	26-20	2800
47	2/3	81-88	@Boston	L	26-21	8487
48	2/5	89-70	Fort Wayne (Mil.)	W	27-21	4227
49	2/6	81-104	Boston	L	27-22	3095
50	2/7	73-75	@Baltimore	L	27-23	3439
51	2/9	81-70	Milwaukee	W	28-23	800
52	2/10	62-61	@Milwaukee	W	29-23	2944
53	2/11	79-68	Mil. (St. Paul, MN)	W	30-23	4151
54	2/13	81-78	Syracuse	W	31-23	1706
55	2/14	77-105	@Minneapolis	L	31-24	5301
56	2/16	79-85	Min. (Hibbing, MN)	L	31-25	5500
57	2/20	66-64	Milwaukee	W	32-25	1503
58	2/23	93-77	Boston (NY)	W	33-25	16,923
59	2/24	79-64	@Baltimore	W	34-25	1200
60	2/25	102-86	Baltimore (Phi.)	W	35-25	3662
61	2/27	74-75	Boston	L	35-26	3110
62	2/28	91-85	@Syracuse	W	36-26	3109
63	3/2	71-64	Fort Wayne (NY)	W	37-26	14,048
64	3/4	85-78	@Philadelphia	W	38-26	2500
65	3/5	66-70	New York (Boston)	L	38-27	13,909
66	3/6	74-59	Minneapolis	W	39-27	3700
67	3/7	91-88	@New York	W	40-27	8727
68	3/9	70-61	Min. (Indianapolis)	W	41-27	4106
69	3/10	84-69	Mil. (Omaha)	W	42-27	1500
70	3/11	95-80	@Fort Wayne	W	43-27	4385
71	3/13	77-76	Philadelphia	W	44-27	1800
72	3/14	53-91	@Milwaukee	L	44-28	6642

1953-54 PLAYOFFS

Division					
March 16	Rochester	82	vs.	Fort Wayne	75
Round Robin (2-1)					
March 17	Rochester	88	@	Minneapolis	109
March 21	Rochester	89	@	Fort Wayne	71

Division Finals (1-2)

March 24	Rochester	76	@	Minneapolis	89
March 27	Rochester	74	vs.	Minneapolis	73
March 28	Rochester	72	@	Minneapolis	82

FINAL STATISTICS

PLAYER	G.	MIN.	FGM	FGA	PCT.	FTM	FTA	PCT.	REB.	AST.	PF	DQ	PTS.	AVG.
Bobby Wanzer	72	2538	322	835	.386	314	428	.734	392	254	171	2	958	13.3
Arnie Risen	72	2385	321	872	.368	307	430	.714	728	120	284	9	949	13.2
Bob Davies	72	2137	288	777	.371	311	433	.718	194	323	224	4	887	12.3
Jack McMahon	71	1891	250	691	.362	211	303	.696	211	238	221	6	711	10.0
Jack Coleman	71	2377	289	714	.405	108	181	.597	589	158	201	3	686	9.7
Marion Spears	72	1633	184	505	.364	183	238	.769	310	109	211	5	551	7.7
Alex Hannum	72	1707	175	503	.348	102	164	.622	350	105	279	11	452	6.3
Cal Christensen	70	1654	137	395	.347	138	261	.529	395	107	196	1	412	5.9
Norman Swanson	63	611	31	137	.226	38	64	.594	110	33	91	3	100	1.6
Al Masino* (Roch. only)	11	80	12	30	.400	13	25	.520	12	10	20	0	37	3.4
Frank Reddout	7	18	5	6	.833	3	4	.750	9	0	6	0	13	1.9
Royals	72	17325	2010	5451	.369	1722	2518	.684	3494	1454	1904	44	5735	79.8

*Did not finish season with team

1954-55 ROCHESTER ROYALS



1948-1957



29-43 3RD - WESTERN DIVISION

Front row — from left to right, Marion Spears, Bob Davies, Jack McMahon, Bobby Wanzer, Boris Nachamkin. **Back row —** Cal Christensen, Jack Coleman, Arnie Risen, Art Spoelstra, Thomas Marshall, Head Coach Les Harrison

* = OT

G	DATE	SCORE	OPPONENT	W/L	REC.	ATT.	G	DATE	SCORE	OPPONENT	W/L	REC.	ATT.
1	10/30	98-95	Boston	W	1-0		37	1/20	83-98	NY (Hershey, PA)	L	15-22	4000
2	11/7	84-109	@Fort Wayne	L	1-1	3057	38	1/22	121-110	Boston	W	16-22	
3	11/10	80-86	Milwaukee	W	2-1	995	39	1/23	84-105	@Fort Wayne	L	16-23	6653
4	11/11	78-79	@New York	L	2-2	11,480	40	1/24	97-86	Mil. (Louisville)	W	17-23	5051
5	11/13	98-103	Fort Wayne	L	2-3	2100	41	1/25	107-104	NY (Buffalo)	W	18-23	1874
6	11/16	98-99	@Boston	L	2-4	12,796	42	1/26	96-94	New York	W	19-23	1584
7	11/20	79-80	Syracuse	L	2-5		43	1/29	98-92	Boston (Phi.)	W	20-23	5000
8	11/21	78-89	@Fort Wayne	L	2-6	3211	44	1/30	87-85	Philadelphia	W	21-23	
9	11/24	90-87*	@Milwaukee	W	3-6	3026	45	1/31	80-100	@Milwaukee	L	21-24	8169
10	11/25	84-95	@Minneapolis	L	3-7	3542	46	2/2	84-74	Fort Wayne	W	22-24	2123
11	11/27	107-101	Boston	W	4-7	2600	47	2/3	88-87	Mil. (Fort Wayne)	W	23-24	
12	12/1	96-101	Fort Wayne	L	4-8	1433	48	2/4	101-109	@Philadelphia	L	23-25	2011
13	12/2	78-82	@Syracuse	L	4-9	2028	49	2/5	88-94	Syracuse	L	23-26	
14	12/4	102-110	@Boston	L	4-10	6210	50	2/6	75-92	@Fort Wayne	L	23-27	3003
15	12/5	97-96	@Fort Wayne	W	5-10	4500	51	2/9	74-75	Milwaukee	L	23-28	1367
16	12/7	93-95	Boston (New York)	L	5-11	10,825	52	2/11	91-83	Fort Wayne (Phi.)	W	24-28	
17	12/8	105-78	Syracuse	W	6-11	905	53	2/12	95-96	Minneapolis	L	24-29	1904
18	12/11	83-91	Minneapolis	L	6-12	1900	54	2/13	87-88	@Syracuse	L	24-30	4172
19	12/12	74-86	Mil. (Endicott, NY)	L	6-13	1700	55	2/15	72-79	Phi. (Toledo)	L	24-31	1525
20	12/15	99-97*	Min. (Buffalo)	W	7-13	958	56	2/16	113-114	Phi. (Buffalo)	L	24-32	2568
21	12/18	86-87	Fort Wayne	L	7-14	2300	57	2/17	96-98	Phi. (Saratoga Spr., NY)	L	24-33	
22	12/19	92-79	Phi. (New York)	W	8-14	12,846	58	2/18	73-78	Phi. (New Haven, CT)	L	24-34	2000
23	12/25	80-73	Fort Wayne	W	9-14	2103	59	2/19	78-84	Milwaukee	L	24-35	
24	12/26	82-84	Syracuse (NY)	L	9-15	14,813	60	2/20	92-105	@Minneapolis	L	24-36	4841
25	12/29	93-89	New York	W	10-15	2600	61	2/21	110-112	Min. (Spencer, IA)	L	24-37	1500
26	1/1	96-92	Philadelphia	W	11-15	2098	62	2/22	87-71	@Milwaukee	W	25-37	2790
27	1/2	102-100	@Minneapolis	W	12-15	2391	63	2/24	83-97	@Syracuse	L	25-38	3207
28	1/4	80-92	@Milwaukee	L	12-16	7762	64	2/26	88-80	Philadelphia	W	26-38	2178
29	1/5	103-85	New York	W	13-16	1878	65	2/27	84-93	@Minneapolis	L	26-39	4808
30	1/6	83-90	Fort Wayne (NY)	L	13-17	10,845	66	3/3	83-76	Min. (Fort Wayne)	W	27-39	6787
31	1/8	91-88	Milwaukee	W	14-17	2678	67	3/4	92-95	NY (White Plains, NY)	L	27-40	
32	1/9	92-98	@Boston	L	14-18		68	3/5	104-107*	Minneapolis	L	27-41	1500
33	1/11	90-93	Mil. (Fort Wayne)	L	14-19	5500	69	3/6	96-101	@New York	L	27-42	8161
34	1/12	88-102	Minneapolis	L	14-20	1700	70	3/9	96-99	NY (White Plains, NY)	L	27-43	
35	1/15	93-90	Minneapolis	W	15-20	2200	71	3/12	100-97	Syracuse	W	28-43	2214
36	1/16	85-90	@Syracuse	L	15-21	2696	72	3/13	105-103	Boston	W	29-43	2932

1954-55 PLAYOFFS

Semifinals (1-2)					
March 16	Rochester	78	@	Minneapolis	82
March 18	Rochester	94	vs.	Minneapolis	92
March 19	Rochester	110	@	Minneapolis	119

FINAL STATISTICS

PLAYER	G.	MIN.	FGM	FGA	PCT.	FTM	FTA	PCT.	REB.	AST.	PF	DQ	PTS.	AVG.
Bobby Wanzer	72	2376	324	820	.395	294	374	.786	374	247	163	2	942	13.1
Jack Coleman	72	2482	400	866	.462	124	183	.678	729	232	201	1	924	12.8
Bob Davies	72	1870	326	785	.415	220	293	.751	205	355	220	2	872	12.1
Arnie Risen	69	1970	259	699	.371	279	375	.744	703	112	253	10	797	11.6
Marion Spears	71	1888	226	585	.386	220	271	.812	299	148	252	6	672	9.5
Jack McMahon	72	1807	251	721	.348	143	225	.636	211	246	179	1	645	9.0
Thomas Marshall	72	1337	223	505	.442	131	194	.675	256	111	99	0	577	8.0
Art Spoelstra	70	1127	159	399	.398	108	156	.692	285	58	170	2	426	6.1
Cal Christensen	71	1204	114	305	.374	124	206	.602	388	104	174	2	352	5.0
Don Henriksen (Roch. only)	56	1175	111	315	.352	86	130	.662	435	79	118	2	308	5.5
Boris Nachamkin	6	59	6	20	.300	8	13	.615	19	3	6	0	20	3.3
Royals	72	17280	2399	6020	.399	1737	2420	.718	3904	1695	1865	26	6535	90.8

1955-56 ROCHESTER ROYALS



1948-1957



31-41 4TH - WESTERN DIVISION

(ON LEFT) Forward MAURICE STOKES earned NBA Rookie of the Year honors in 1955-56, averaging a team-leading 16.8 ppg and 16.3 rpg (2nd in NBA).

(ON RIGHT) In only the fifth trade in franchise history, the Royals acquired forward DICK RICKETTS from the St. Louis Hawks midway through the 1955-56 campaign.

* = OT

G	DATE	SCORE	OPPONENT	W/L	REC.
1	11/5	98-100*	New York	L	0-1
2	11/6	83-80	Syracuse	W	1-1
3	11/10	84-89	Phi. (New York)	L	1-2
4	11/12	84-79	Ft. Wayne (St. Louis)	W	2-2
5	11/13	91-94	NY (Fort Wayne)	L	2-3
6	11/19	90-91	Minneapolis	L	2-4
7	11/20	104-96	@Minneapolis	W	3-4
8	11/23	88-90*	@St. Louis	L	3-5
9	11/24	93-104	@Fort Wayne	L	3-6
10	11/27	103-104	Boston	L	3-7
11	11/30	87-76	Fort Wayne	W	4-7
12	12/3	78-89	St. Louis	L	4-8
13	12/4	107-84	Philadelphia	W	5-8
14	12/6	105-116	@New York	L	5-9
15	12/7	92-79	Minneapolis	W	6-9
16	12/9	109-108	Boston (Phi.)	W	7-9
17	12/10	117-116*	Fort Wayne	W	8-9
18	12/11	93-91	St. Louis	W	9-9
19	12/13	117-109	St. Louis (PA)	W	10-9
20	12/16	97-100*	St. Louis (Mil.)	L	10-10
21	12/17	92-94	@Minneapolis	L	10-11
22	12/18	85-86	@St. Louis	L	10-12
23	12/20	92-96	Philadelphia	L	10-13
24	12/25	96-111	@Syracuse	L	10-14
25	12/26	93-91	Syracuse	W	11-14
26	12/27	91-80	Syracuse (NY)	W	12-14
27	12/28	91-113	New York	L	12-15
28	12/29	75-83	@Fort Wayne	L	12-16
29	12/31	100-112	Boston	L	12-17
30	1/1	101-92	@New York	W	13-17
31	1/3	100-130	Phi. (New Haven, CT)	L	13-18
32	1/4	86-88	Fort Wayne	L	13-19
33	1/7	103-98	Minneapolis	W	14-19
34	1/8	111-109	@Boston	W	15-19
35	1/11	94-97	Philadelphia	L	15-20
36	1/12	94-123	@Philadelphia	L	15-21

G	DATE	SCORE	OPPONENT	W/L	REC.
37	1/13	98-90	St. Louis (Boston)	W	16-21
38	1/14	102-93	Syracuse	W	17-21
39	1/15	88-99	@Syracuse	L	17-22
40	1/17	107-112	@New York	L	17-23
41	1/19	108-103	New York	W	18-23
42	1/20	97-90	St. Louis (NY)	W	19-23
43	1/22	93-111	@Fort Wayne	L	19-24
44	1/25	106-114	@St. Louis	L	19-25
45	1/27	111-93	NY (Boston)	W	20-25
46	1/28	119-126	Boston	L	20-26
47	1/29	103-112	@Boston	L	20-27
48	1/31	86-92	Min. (St. Louis)	L	20-28
49	2/1	83-77	Syracuse	W	21-28
50	2/2	89-97	@Syracuse	W	21-29
51	2/3	105-96	@Philadelphia	W	22-29
52	2/4	83-69	Boston	W	23-29
53	2/5	121-109	@Minneapolis	W	24-29
54	2/8	97-102	New York	L	24-30
55	2/11	97-93	Fort Wayne	W	25-30
56	2/12	74-101	@Syracuse	L	25-31
57	2/14	79-110	Min. (St. Louis)	L	25-32
58	2/17	81-93	@Fort Wayne	L	25-33
59	2/18	99-119	Minneapolis	L	25-34
60	2/19	93-100	@Minneapolis	L	25-35
61	2/21	106-102	Fort Wayne (NY)	W	26-35
62	2/22	110-109	St. Louis	W	27-35
63	2/25	72-97	Fort Wayne	L	27-36
64	2/26	100-111	@Boston	L	27-37
65	2/28	113-97	Boston (NY)	W	28-37
66	2/29	81-86	@Philadelphia	L	28-38
67	3/1	95-94	@St. Louis	W	29-38
68	3/3	94-90	Minneapolis	L	29-39
69	3/4	88-103	@Fort Wayne	L	30-39
70	3/7	89-96	St. Louis	L	30-40
71	3/10	111-96	Philadelphia	W	31-40
72	3/11	98-126	@Minneapolis	L	31-41

FINAL STATISTICS

PLAYER	G.	MIN.	FGM	FGA	PCT.	FTM	FTA	PCT.	REB.	AST.	PF	DQ	PTS.	AVG.
Maurice Stokes	67	2323	403	1137	.354	319	447	.714	1094	328	276	11	1125	16.8
Jack Twyman	72	2186	417	987	.422	204	298	.685	466	171	239	4	1038	14.4
Ed Fleming	71	2028	306	824	.371	277	372	.745	489	197	178	1	889	12.5
Bobby Wanzer	72	1980	245	651	.376	259	360	.719	272	225	151	0	749	10.4
Art Spoelstra	72	1640	226	576	.392	163	238	.685	436	95	248	11	615	8.5
Richie Regan	72	1746	240	681	.352	85	133	.639	174	222	179	4	565	7.8
Don Meineke	69	1248	154	414	.372	181	232	.780	316	102	191	4	489	7.1
Jack Coleman* (Roch. only)	34	1369	195	473	.412	89	125	.712	344	147	121	1	479	14.1
Connie Simmons	68	903	144	428	.336	78	129	.605	235	82	142	2	366	5.4
Dick Ricketts (Roch. only)	39	1166	141	451	.313	83	117	.709	294	124	172	8	365	9.4
Jack McMahon* (Roch. only)	34	856	100	307	.326	55	90	.611	85	115	85	0	255	7.5
Chris Harris (Roch. only)	26	252	22	89	.247	16	27	.593	26	26	26	0	60	2.3
James Davis	3	16	0	6	.000	2	2	1.000	4	1	2	0	2	0.7
Royals	72	16433	2551	6890	.370	1798	2567	.700	4449	1747	1990	46	6900	95.8

*Did not finish season with team

1956-57 ROCHESTER ROYALS



1948-1957



31-41 4TH IN WESTERN DIVISION

(ON LEFT) Forward JACK TWYMAN made his first of six All-Star game appearances in 1957, registering three points and one assist in 17 minutes for the West squad.

(ON RIGHT) Guard JOHN MCCARTHY averaged 6.6 ppg, 2.8 rpg, and 1.5 apg in playing all 72 games as a rookie with the Royals in 1956-57.

G	DATE	SCORE	OPPONENT	W/L	REC.	ATT.
1	10/27	88-85	Fort Wayne	W	1-0	3394
2	10/28	75-91	@Syracuse	L	1-1	3000
3	11/1	88-97	Min. (Johnstown, PA)	L	1-2	2506
4	11/3	85-95	Minneapolis	L	1-3	2764
5	11/4	87-88	@Minneapolis	L	1-4	5723
6	11/7	81-80	Philadelphia	W	2-4	5132
7	11/9	95-93	@Philadelphia	W	3-4	2211
8	11/10	90-76	Syracuse	W	4-4	
9	11/11	94-82	Min. (New York)	W	5-4	16,781
10	11/13	105-118	@St. Louis	L	5-5	3682
11	11/14	90-87	New York	W	6-5	4500
12	11/15	83-92	Phi. (Hershey, PA)	L	6-6	
13	11/17	86-108	@Boston	L	6-7	
14	11/18	87-101	Boston	L	6-8	2380
15	11/21	85-76	St. Louis	W	7-8	1865
16	11/22	102-104*	@Fort Wayne	L	7-9	4373
17	11/24	96-87	@New York	W	8-9	9805
18	11/25	95-93	New York	W	9-9	1897
19	11/27	90-82	Syracuse (NY)	W	10-9	8532
20	12/1	95-83	Minneapolis	W	11-9	2346
21	12/6	92-95	NY (Fort Wayne)	L	11-10	4108
22	12/8	92-91	Philadelphia	W	12-10	2531
23	12/9	101-100*	@Fort Wayne	W	13-10	3006
24	12/12	103-93	@Boston	W	14-10	6065
25	12/15	76-91	New York	L	14-11	7584
26	12/16	97-101	@Minneapolis	L	14-12	1984
27	12/20	103-105	Min. (NY)	L	14-13	1350
28	12/22	115-101	Minneapolis	W	15-13	2612
29	12/25	98-93	Syracuse	W	16-13	3169
30	12/26	93-99	Ft. Wayne (Boston)	L	16-14	12,500
31	12/27	92-97	Boston (Phi.)	L	16-15	11,000
32	12/29	95-88	Fort Wayne	W	17-15	2763
33	12/30	88-96	@New York	L	17-16	18,255
34	1/1	102-101*	St. Louis	W	18-16	1546
35	1/5	78-81	Philadelphia	L	18-17	2807
36	1/6	93-86	@St. Louis	W	19-17	5326

* = OT

G	DATE	SCORE	OPPONENT	W/L	REC.	ATT.
37	1/8	95-94	Phi. (New York)	W	20-17	15,128
38	1/10	93-112	@Philadelphia	L	20-18	4342
39	1/12	88-97	Syracuse	L	20-19	2849
40	1/13	85-91	@Syracuse	L	20-20	
41	1/16	106-108*	St. Louis	L	20-21	3573
42	1/19	83-97	Boston	L	20-22	6027
43	1/20	107-114	@Minneapolis	L	20-23	2734
44	1/23	99-107	Min. (Louisville)	L	20-24	
45	1/25	99-100	St. Louis (Boston)	L	20-25	9175
46	1/26	95-99	Syracuse	L	20-26	2688
47	1/27	83-107	@St. Louis	L	20-27	6748
48	1/30	80-92	NY (Boston)	L	20-28	7383
49	2/1	96-80	Ft. Wayne (Cincinnati)	W	21-28	6335
50	2/2	93-79	Fort Wayne	W	22-28	2192
51	2/3	108-110	Phi. (Camden, NJ)	L	22-29	3123
52	2/5	91-88	@New York	W	23-29	12,000
53	2/6	103-100	St. Louis	W	24-29	1837
54	2/9	103-102	Boston	W	25-29	4088
55	2/10	93-117	@St. Louis	L	25-30	10,452
56	2/13	82-85	New York	L	25-31	2316
57	2/14	104-95	@Syracuse	W	26-31	5221
58	2/16	84-87	Fort Wayne	L	26-32	2139
59	2/17	85-104	@Fort Wayne	L	26-33	3511
60	2/20	103-111	@Minneapolis	L	26-34	2008
61	2/22	105-110	Fort Wayne (Phi.)	L	26-35	9824
62	2/23	101-86	St. Louis	W	27-35	1949
63	2/24	93-109	@Syracuse	L	27-36	5664
64	2/26	77-92	Boston (NY)	L	27-37	10,546
65	2/27	90-76	Fort Wayne	W	28-37	2494
66	3/1	117-125	Min. (Boston)	L	28-38	10,448
67	3/2	96-87	Boston	W	29-38	2938
68	3/3	102-111	@Boston	L	29-39	9562
69	3/6	82-79	Philadelphia	W	30-39	2881
70	3/8	92-100	St. Louis (Ft. Wayne)	L	30-40	4322
71	3/10	96-100	@Fort Wayne	L	30-41	2358
72	3/13	104-99	St. Louis (Mil.)	W	31-41	5500

FINAL STATISTICS

PLAYER	G.	MIN.	FGM	FGA	PCT.	FTM	FTA	PCT.	REB.	AST.	PF	DQ	PTS.	AVG.
Jack Twyman	72	2338	449	1023	.439	276	363	.760	354	123	251	4	1174	16.3
Maurice Stokes	72	2761	434	1249	.347	256	385	.665	1256	331	287	12	1124	15.6
Richard Ricketts	72	2114	299	869	.344	206	297	.694	437	127	307	12	804	11.2
Richie Regan	71	2100	257	780	.329	182	235	.774	205	222	179	1	696	9.8
David Piontek	71	1759	257	637	.403	122	183	.667	351	108	141	1	636	9.0
Art Spoelstra	69	1176	217	559	.388	88	120	.733	220	56	168	5	522	7.6
John McCarthy	72	1560	173	460	.376	130	193	.674	201	107	130	0	476	6.6
Robert Burrow	67	1028	137	366	.374	130	211	.616	293	41	165	2	404	6.0
Ed Fleming	51	927	109	364	.299	139	191	.728	183	81	94	0	357	7.0
Thomas Marshall	40	460	56	163	.344	47	58	.810	83	31	33	0	159	4.0
Sihugo Green	13	423	50	143	.350	49	69	.710	67	47	36	1	149	11.5
Bobby Wanzer	21	159	23	49	.469	36	46	.783	25	9	20	0	82	3.9
Royals	72	16805	2515	6807	.369	1698	2402	.707	4171	1298	1866	38	6728	93.4

1957-58 CINCINNATI ROYALS



1957-1972



33-39 3RD - WESTERN DIVISION

Front row — from left to right, Richie Regan, George King, Dick Duckett, Chet Forte, Jerry Paulson, John Maglio. **Back row — from left to right,** Head Coach Bobby Wanzer, Tom Marshall, Dave Piontek, Dick Ricketts, Clyde Lovellette, Maurice Stokes, Jim Paxson

G	DATE	SCORE	OPPONENT	W/L	REC.	ATT.	G	DATE	SCORE	OPPONENT	W/L	REC.	ATT.
1	10/26	110-100	Syracuse	W	1-0	5122	37	1/8	105-123	New York (Detroit)	L	16-21	2818
2	11/1	99-92	St. Louis	W	2-0	7328	38	1/10	107-104	New York	W	17-21	2541
3	11/2	93-102	@St. Louis	L	2-1	3866	39	1/11	105-100	Syracuse	W	18-21	3251
4	11/3	88-94	Detroit	L	2-2	3000	40	1/12	115-97	Boston	W	19-21	7321
5	11/8	110-122*	Boston	L	2-3	5378	41	1/14	117-111	NY (St. Louis)	W	20-21	
6	11/10	101-106	Philadelphia	L	2-4	2950	42	1/16	124-108	Minneapolis	W	21-21	2175
7	11/15	101-99	New York	W	3-4	2903	43	1/17	94-115	@Detroit	L	21-22	
8	11/17	97-98	St. Louis	L	3-5	3061	44	1/19	90-108	@St. Louis	L	21-23	
9	11/19	92-75	Detroit (St. Louis)	W	4-5	6107	45	1/22	115-109	@Syracuse	W	22-23	
10	11/20	99-89	@Philadelphia	W	5-5	4195	46	1/24	92-102	Philadelphia	L	22-24	
11	11/22	102-98	@Syracuse	W	6-5		47	1/26	107-103	Detroit	W	23-24	2397
12	11/27	107-106	Min. (Detroit)	W	7-5	6566	48	1/30	104-105	@Minneapolis	L	23-25	
13	11/28	96-112	@St. Louis	L	7-6	10,048	49	1/31	100-92	St. Louis	W	24-25	3717
14	11/29	99-96*	Detroit	W	8-6	4103	50	2/1	88-127	@St. Louis	L	24-26	
15	11/30	96-100	@Detroit	L	8-7	4743	51	2/2	95-106	@Minneapolis	L	24-27	3225
16	12/1	90-89	Minneapolis	W	9-7	3388	52	2/4	87-107	Boston (NY)	L	24-28	15,000
17	12/3	104-110	@New York	L	9-8	7184	53	2/5	89-116	@Boston	L	24-29	4590
18	12/4	109-99	Detroit (Phi.)	W	10-8		54	2/7	103-100	@Philadelphia	W	25-29	6612
19	12/6	97-112	New York	L	10-9	6596	55	2/8	91-109	Boston (Rochester)	L	25-30	
20	12/7	105-109	@Detroit	L	10-10		56	2/9	121-104	Minneapolis	W	26-30	2310
21	12/8	99-88	Philadelphia	W	11-10	2611	57	2/11	106-103	Min. (St. Louis)	W	27-30	9228
22	12/10	90-102	St. Louis (NY)	L	11-11		58	2/14	92-103	New York	L	27-31	3807
23	12/11	104-116	@Boston	L	11-12	7813	59	2/15	97-99	@New York	L	27-32	
24	12/14	100-104	Syracuse (Rochester)	L	11-13	4898	60	2/16	105-113	@Syracuse	L	27-33	2523
25	12/15	83-109	@Syracuse	L	11-14	2196	61	2/20	92-94	@Boston	L	27-34	5773
26	12/20	113-122	Syracuse	L	11-15	2053	62	2/21	107-109	Detroit	L	27-35	3140
27	12/21	101-112	@Detroit	L	11-16	6029	63	2/22	81-100	@Minneapolis	L	27-36	
28	12/22	98-115	Boston	L	11-17	5352	64	2/23	111-93	Minneapolis	W	28-36	4740
29	12/26	100-104	Syracuse (St. Louis)	L	11-18		65	2/26	103-105	St. Louis (Detroit)	L	28-37	7500
30	12/27	96-97	St. Louis	L	11-19	3373	66	3/1	101-88	@Phi. (Camden, NJ)	W	29-37	
31	12/28	112-101	@Minneapolis	W	12-19		67	3/2	93-103	@St. Louis	L	29-38	8026
32	12/29	103-111	Minneapolis	L	12-20	2278	68	3/4	91-97	Philadelphia (NY)	L	29-39	
33	12/31	130-96	Detroit	W	13-20	1248	69	3/6	110-108	@Philadelphia	W	30-39	
34	1/3	106-94	Philadelphia	W	14-20	2709	70	3/9	121-107	@Boston	W	31-39	10,028
35	1/5	101-100	@New York	W	15-20	8030	71	3/10	122-94	St. Louis	W	32-39	3386
36	1/7	114-99	Detroit (NY)	W	16-20		72	3/12	96-89	@Minneapolis	W	33-39	2300

* = OT

1957-58 PLAYOFFS

Semifinals (0-2)

March 15 Cincinnati 93 @ Detroit 100 March 16 Cincinnati 104 vs. Detroit 124

FINAL STATISTICS

PLAYER	G.	MIN.	FGM	FGA	PCT.	FTM	FTA	PCT.	REB.	AST.	PF	DQ	PTS.	AVG.
Clyde Lovellette	71	2589	679	1540	.441	301	405	.743	862	134	236	3	1659	23.4
Jack Twyman	72	2178	465	1028	.452	307	396	.775	464	110	224	3	1237	17.2
Maurice Stokes	63	2460	414	1181	.351	238	333	.715	1142	403	226	9	1066	16.9
Jim Paxson	67	1795	225	639	.352	209	285	.733	350	139	183	2	659	9.8
George King	63	2272	235	645	.364	140	227	.617	306	337	124	0	610	9.7
Dick Ricketts	72	1620	215	664	.324	132	196	.673	410	114	277	8	562	7.8
Richie Regan	72	1648	202	569	.355	120	172	.698	175	185	174	0	524	7.3
Dave Piontek	71	1032	150	397	.378	95	151	.629	254	52	134	2	395	5.6
Don Meineke	67	792	125	351	.356	77	119	.647	226	38	155	3	327	4.9
Dick Duckett	34	424	54	158	.342	24	27	.889	56	47	60	0	132	3.9
Thomas Marshall (Cin. only)	29	418	44	144	.306	43	55	.782	93	15	37	0	131	4.5
Jerry Paulson	6	68	8	23	.348	4	6	.667	10	4	5	0	20	3.3
Royals	72	17396	2817	7339	.384	1688	2372	.712	4959	1578	1835	30	7373	101.7

1958-59 CINCINNATI ROYALS



1957-1972



19-53 4TH IN WESTERN DIVISION

(ON LEFT) Swingman
ARLEN BOCKHORN
averaged 10.2 ppg,
6.5 rpg, and 2.9 apg in
71 games as a rookie
starter with the Royals
in 1958-59.

(ON RIGHT) LARRY
STAVERMAN, who
would serve a number
of administrative
posts with the Kings
including head coach
in 1977-78, averaged
4.3 ppg and 3.8 rpg as
a rookie.

G	DATE	SCORE	OPPONENT	W/L	REC.	ATT.
1	10/22	79-99	@Minneapolis	L	0-1	4723
2	10/25	110-94	Minneapolis	W	1-1	3178
3	10/31	113-120	@Detroit	L	1-2	2652
4	11/1	108-130	@Syracuse	L	1-3	
5	11/2	90-97	St. Louis	L	1-4	1152
6	11/5	97-108	New York	L	1-5	989
7	11/9	92-106	Philadelphia	L	1-6	2145
8	11/12	115-116	Syracuse	L	1-7	1235
9	11/15	105-130	@Boston	L	1-8	6427
10	11/19	119-103	Boston	W	2-8	2597
11	11/21	90-108	@Philadelphia	L	2-9	
12	11/22	86-103	@Detroit	L	2-10	2891
13	11/23	89-100	St. Louis	L	2-11	2150
14	11/25	116-113	@New York	W	3-11	
15	11/26	95-112	Detroit	L	3-12	
16	11/28	93-114	@Minneapolis	L	3-13	
17	11/29	86-98	@St. Louis	L	3-14	9000
18	11/30	77-84	Minneapolis	L	3-15	1265
19	12/2	81-105	St. Louis (NY)	L	3-16	
20	12/3	110-108	New York	W	4-16	756
21	12/6	132-128	Min. (St. Louis)	W	5-16	
22	12/7	90-103	Philadelphia	L	5-17	
23	12/10	94-97	Syracuse	L	5-18	1083
24	12/12	115-125*	@Boston	L	5-19	6873
25	12/16	106-118	@New York	L	5-20	
26	12/18	90-104	Boston	L	5-21	1227
27	12/20	121-120*	@Syracuse	W	6-21	
28	12/25	92-100	St. Louis	L	6-22	3303
29	12/26	91-131	@Detroit	L	6-23	7484
30	12/28	120-116	Minneapolis	W	7-23	1512
31	12/29	112-124	@St. Louis	L	7-24	
32	12/30	104-119	St. Louis	L	7-25	7853
33	1/2	111-104	Detroit (Phi.)	W	8-25	
34	1/4	108-111	Boston	L	8-26	2553
35	1/6	95-109	Boston (Phi.)	L	8-27	
36	1/8	138-145	30T Syracuse	L	8-28	1547

* = OT

G	DATE	SCORE	OPPONENT	W/L	REC.	ATT.
37	1/9	101-112	St. Louis (Detroit)	L	8-29	
38	1/10	69-101	Detroit	L	8-30	1198
39	1/11	110-127	@Syracuse	L	8-31	
40	1/13	92-112	Detroit (St. Louis)	L	8-32	
41	1/16	95-91	Min. (WV)	W	9-32	2356
42	1/17	105-117	@New York	L	9-33	
43	1/18	107-88	Detroit	W	10-33	1196
44	1/19	114-108	NY (St. Louis)	W	11-33	
45	1/21	109-130	New York	L	11-34	906
46	1/24	102-123	@Syracuse	L	11-35	
47	1/25	109-104	Syracuse	W	12-35	7136
48	1/27	100-92	Phi. (New York)	W	13-35	
49	1/28	84-94	@Philadelphia	L	13-36	
50	1/30	87-118	@St. Louis	L	13-37	11,023
51	1/31	88-103	@Detroit	L	13-38	4721
52	2/3	120-103	Philadelphia	W	14-38	1636
53	2/8	117-136	@Boston	L	14-39	11,233
54	2/9	97-122	Det. (Ft. Wayne)	L	14-40	2176
55	2/10	100-118	Min. (Houston)	L	14-41	
56	2/11	105-106	Min. (San Francisco)	L	14-42	2723
57	2/12	119-114	Min. (Portland)	W	15-42	5594
58	2/14	94-106	Phi. (Camden, NJ)	L	15-43	
59	2/15	97-124	@New York	L	15-44	7245
60	2/18	116-118	New York	L	15-45	
61	2/21	120-121	@St. Louis	L	15-46	
62	2/22	112-129	Boston	L	15-47	3312
63	2/24	113-109	Syracuse (NY)	W	16-47	
64	2/25	96-116	Min. (Detroit)	L	15-48	
65	2/26	106-101	Det. (Louisville)	W	17-48	
66	2/28	124-122*	St. Louis	W	18-48	4191
67	3/1	101-117	@Detroit	L	18-49	1200
68	3/3	102-113	@St. Louis	L	18-50	
69	3/4	128-122	Minneapolis	W	18-51	2607
70	3/7	86-93	@Philadelphia	L	19-51	
71	3/8	131-141	@Boston	L	19-52	13,909
72	3/10	96-102	Philadelphia	L	19-53	1172

FINAL STATISTICS

PLAYER	G.	MIN.	FGM	FGA	PCT.	FTM	FTA	PCT.	REB.	AST.	PF	DQ	PTS.	AVG.
Jack Twyman	72	2713	710	1691	.420	437	558	.783	653	209	277	6	1857	25.8
Dave Piontek	72	1974	305	813	.375	156	227	.687	385	124	162	3	766	10.6
Wayne Embry	66	1590	272	702	.387	206	314	.656	597	96	232	9	750	11.4
Arlen Bockhorn	71	2251	294	771	.381	138	196	.704	460	206	215	6	726	10.2
Jim Palmer	67	1624	256	633	.404	178	246	.724	472	65	211	7	690	10.3
John McCarthy	47	1827	245	657	.373	116	174	.667	227	225	158	4	606	12.9
Archie Dees	68	1252	200	562	.356	159	204	.779	339	56	114	0	559	8.2
Med Park (Cin. only)	33	615	80	185	.432	60	80	.750	95	54	48	0	220	6.7
Jack Parr	66	1037	109	307	.355	44	73	.603	278	51	138	1	262	4.0
Larry Staverman	57	681	101	215	.470	45	59	.763	218	54	103	0	247	4.3
Sihugo Green* (Cin. only)	20	490	70	200	.350	40	65	.615	117	52	61	0	180	9.0
Vern Hutton* (Cin. only)	22	657	66	207	.319	34	51	.667	81	30	55	0	166	7.5
Phil Rollins (Cin. only)	21	440	54	144	.375	35	45	.778	87	58	30	0	143	6.8
Thomas Marshall	18	272	23	79	.291	18	29	.621	52	27	22	0	64	3.6
Royals	72	17038	2854	7340	.389	1713	2375	.721	4887	1369	1855	36	7161	103.1

*Did not finish season with team

1959-60 CINCINNATI ROYALS



1957-1972



19-56 4TH - WESTERN DIVISION

(ON LEFT) Forward
WAYNE EMBRY, former
president and chief
operating officer,
team division of the
Cavaliers, averaged
10.6 ppg and 9.5 rpg
with the Royals in
1959-60.

(ON RIGHT) Center
PHIL JORDON
averaged 13.4 ppg and
8.3 rpg in 75 games
as a rookie with the
Royals in 1959-60

G	DATE	SCORE	OPPONENT	W/L	REC.	ATT.
1	10/17	125-129	@Boston	L	0-1	3431
2	10/24	108-103	Detroit	W	1-1	2007
3	10/25	103-102	Minneapolis	W	2-1	2290
4	10/30	127-136	Syracuse	L	2-2	2005
5	10/31	102-109	@St. Louis	L	2-3	7626
6	11/1	109-124	Boston	L	2-4	2800
7	11/7	103-101	Syracuse (Rochester)	W	3-4	
8	11/8	106-134	@Philadelphia	L	3-5	3490
9	11/11	118-151	@Boston	L	3-6	6788
10	11/12	116-124	Philadelphia	L	3-7	3490
11	11/14	103-111	@Detroit	L	3-8	4414
12	11/15	128-134	Boston	L	3-9	2156
13	11/17	116-121	Syracuse (NY)	L	3-10	9265
14	11/18	93-110	Det. (Indianapolis)	L	3-11	3323
15	11/19	109-130	New York	L	3-12	1003
16	11/21	93-99*	Minneapolis	L	3-13	1628
17	11/22	106-100	St. Louis Hawks	W	4-13	1308
18	11/24	91-104	Detroit (NY)	L	4-14	7550
19	11/26	114-95	Minneapolis	W	5-14	2371
20	11/28	105-111	Syracuse	L	5-15	2043
21	12/2	135-118	NY (Syracuse)	W	6-15	2707
22	12/3	111-114	Boston (Phi.)	L	6-16	9000
23	12/6	104-118	St. Louis	L	6-17	1170
24	12/8	105-101	St. Louis (NY)	W	7-17	14,364
25	12/9	121-119	Detroit (Boston)	W	8-17	10,000
26	12/10	112-131	@Philadelphia	L	8-18	
27	12/12	107-97	@Minneapolis	W	9-18	1512
28	12/13	98-118	@St. Louis	L	9-19	
29	12/15	107-131	Phi. (New York)	L	9-20	12,572
30	12/16	105-114	Philadelphia	L	9-21	2386
31	12/19	113-131	Minneapolis	L	9-22	952
32	12/20	118-132	@New York	L	9-23	5428
33	12/22	119-127	NY (Detroit)	L	9-24	
34	12/25	121-103	Detroit	W	10-24	2185
35	12/27	111-122	Boston	L	10-25	2502
36	12/28	104-109	Phi. (St. Louis)	L	10-26	9326
37	12/30	127-131	Syracuse	L	10-27	741
38	1/1	128-115	Boston (Detroit)	W	11-27	

* = OT

G	DATE	SCORE	OPPONENT	W/L	REC.	ATT.
39	1/2	118-126	New York	L	11-28	6349
40	1/3	112-114	@Detroit	L	11-29	4177
41	1/6	129-113	New York (Phil.)	W	12-29	6427
42	1/7	114-132	@Syracuse	L	12-30	3686
43	1/8	112-102	St. Louis	W	13-30	1774
44	1/9	91-121	@Minneapolis	L	13-31	
45	1/10	106-112	Minneapolis	L	13-32	1420
46	1/12	123-141	New York	L	13-33	1007
47	1/15	122-118	Minneapolis	W	14-33	1679
48	1/16	106-132	@New York	L	14-34	
49	1/17	110-115	@Detroit	L	14-35	4619
50	1/20	108-119	St. Louis	L	14-36	1273
51	1/23	100-108	@St. Louis	L	14-37	8725
52	1/24	95-104	Philadelphia	L	14-38	4178
53	1/27	112-116	Min. (Detroit)	L	14-39	5217
54	1/29	113-128	New York (Phi.)	L	14-40	12,559
55	1/30	107-129	Boston (Prov.)	L	14-41	4229
56	2/2	107-109	@Philadelphia	L	14-42	
57	2/3	105-117	@Detroit	L	14-43	
58	2/4	102-121	Detroit	L	14-44	1022
59	2/7	112-135	@Syracuse	L	14-45	
60	2/9	111-117	Syracuse (Detroit)	L	14-46	6500
61	2/10	110-120	St. Louis	L	14-47	1192
62	2/11	111-108	@Minneapolis	W	15-47	
63	2/12	133-101	Det. (Dayton, OH)	W	16-47	2939
64	2/14	105-107	@St. Louis	L	16-48	10,316
65	2/16	112-117	Philadelphia	L	16-49	2156
66	2/20	110-107	Detroit	W	17-49	2292
67	2/21	108-115	Boston	L	17-50	2647
68	2/23	135-133	Syracuse	W	18-50	1377
69	2/24	124-122	St. Louis (Det.)	W	19-50	
70	2/25	95-105	Min. (Prov., RI)	L	19-51	
71	2/28	105-122	@St. Louis	L	19-52	6634
72	3/1	106-108	Detroit (St. Louis)	L	19-53	
73	3/3	114-117	Min. (Phi.)	L	19-54	
74	3/6	105-114	@Minneapolis	L	19-55	
75	3/9	116-123	St. Louis	L	19-56	579

FINAL STATISTICS


PLAYER	G.	MIN.	FGM	FGA	PCT.	FTM	FTA	PCT.	REB.	AST.	PF	DQ	PTS.	AVG.
Jack Twyman	75	3023	870	2063	.422	598	762	.785	664	260	275	10	2338	31.2
Phil Jordon	75	2066	381	970	.393	242	338	.716	624	207	227	7	1004	13.4
Arlen Bockhorn	75	2103	323	812	.398	145	194	.747	382	256	249	8	791	10.5
Wayne Embry	73	1594	303	690	.439	167	325	.514	692	83	226	1	773	10.6
Win Wilfong	72	1992	283	764	.370	161	207	.778	352	265	229	1	727	10.1
Hub Reed (Cin. only)	69	1803	269	598	.450	134	184	.728	612	69	228	6	672	9.7
Med Park	74	1849	226	582	.388	189	260	.727	301	214	186	2	641	8.7
Dave Piontek* (Cin. only)	52	1111	217	531	.409	84	122	.688	341	84	143	2	518	10.0
Phil Rollins	72	1235	158	386	.409	77	127	.606	180	233	150	1	393	5.5
Larry Staverman	49	479	70	149	.470	47	64	.734	180	36	98	0	187	3.8
Jim Palmer* (Cin. only)	20	400	71	155	.458	39	55	.709	111	17	65	1	181	9.1
Dave Gambee (Cin. only)	19	211	36	93	.387	23	35	.657	74	9	21	0	95	5.0
Wayne Stevens	8	49	3	19	.158	7	10	.700	16	4	4	0	13	1.6
Royals	75	18377	3210	7786	.412	1913	2672	.716	5251	1747	2097	38	8333	111.1

*Did not finish season with team

1960-61 CINCINNATI ROYALS



1957-1972



33-46

4TH - WESTERN
DIVISION

Front row — from left
to right, Hub Reed,
Bob Boozer, Phil
Jordon, Wayne Embry,
Larry Staverman.

Back row — from left
to right, Phil Rollins,
Oscar Robertson, Jack
Twyman, Ralph Davis,
Arlen Bockhorn, Win
Wilfong, Head Coach
Charley Wolf.

G	DATE	SCORE	OPPONENT	W/L	REC.	ATT.	G	DATE	SCORE	OPPONENT	W/L	REC.	ATT.
1	10/19	140-123	LA Lakers	W	1-0	8176	41	12/30	136-130	Phi. (Hershey, PA)	W	18-23	5788
2	10/20	113-105	@New York	W	2-0	7148	42	1/1	114-112	St. Louis	W	19-23	10,289
3	10/22	119-117	New York	W	3-0	2392	43	1/2	126-125	Syracuse (Utica, NY)	W	20-23	3442
4	10/23	114-103	St. Louis	W	4-0	8609	44	1/4	134-126	@Syracuse	W	21-23	1642
5	10/26	117-131	@Detroit	L	4-1	6926	45	1/5	107-125	Boston	L	21-24	9461
6	10/27	143-140*	Syracuse	W	5-1	5987	46	1/10	110-119	@St. Louis	L	21-25	
7	10/29	97-113	@St. Louis	L	5-2	12,862	47	1/11	122-126	@Detroit	L	21-26	5437
8	11/1	113-131	Philadelphia	L	5-3	10,077	48	1/12	112-124	Det. (Fort Wayne)	L	21-27	6216
9	11/5	113-104	@Boston	W	6-3	13,258	49	1/14	114-123	@LA Lakers	L	21-28	4457
10	11/8	120-136	Boston	L	6-4	9202	50	1/15	109-105	@LA Lakers	W	22-28	6690
11	11/11	110-128	Boston (NY)	L	6-5	18,499	51	1/18	128-144	Det. (Dayton, OH)	L	22-29	
12	11/12	112-116	@Detroit	L	6-6		52	1/19	122-129	New York	L	22-30	2841
13	11/13	113-125	Detroit	L	6-7	5117	53	1/21	106-130	Det. (St. Louis)	L	22-31	12,344
14	11/15	124-115	Philadelphia	W	7-7	5279	54	1/22	115-108	St. Louis	W	23-31	4292
15	11/16	87-124	@Syracuse	L	7-8		55	1/24	104-106	Detroit	L	23-32	3380
16	11/18	129-128*	St. Louis	W	8-8	7363	56	1/25	125-138	@Detroit	L	23-33	5323
17	11/19	120-121	@St. Louis	L	8-9		57	1/27	126-138	Syracuse	L	23-34	5177
18	11/20	103-120	Boston	L	8-10	8897	58	1/28	116-136	@St. Louis	L	23-35	7818
19	11/22	118-133	LA Lakers (NY)	L	8-11	15,126	59	1/30	116-88	Boston	W	24-35	6630
20	11/23	122-118	LA Lakers	W	9-11	7191	60	2/2	118-133	@Philadelphia	L	24-36	6684
21	11/24	100-108	LA Lakers (St. Louis)	L	9-12	9328	61	2/3	135-136	Phi. (Boston)	L	24-37	9200
22	11/26	108-138	@Philadelphia	L	9-13	9072	62	2/5	115-129	@Syracuse	L	24-38	1813
23	11/27	118-122*	New York	L	9-14	4843	63	2/6	101-110	LA Lakers (MD)	L	24-39	12,500
24	11/29	105-129	Syracuse (St. Louis)	L	9-15	9228	64	2/9	119-115	New York (Phi.)	W	25-39	3139
25	12/1	126-137	Syracuse	L	9-16		65	2/11	122-123	@St. Louis	L	25-40	7181
26	12/4	115-116	Det. (Indianapolis)	L	9-17	3052	66	2/12	105-104	@New York	W	26-40	10,469
27	12/6	117-112	@New York	W	10-17	14,847	67	2/13	104-100	LA Lakers (OH)	W	27-40	5808
28	12/7	114-112	LA Lakers	W	11-17		68	2/16	133-107	St. Louis	W	28-40	8184
29	12/8	118-115	Boston (Phi.)	W	12-17	5201	69	2/19	112-106	LA Lakers	W	29-40	8576
30	12/9	123-146	@Boston	L	12-18	6172	70	2/21	114-126	@St. Louis	L	29-41	6713
31	12/13	105-107	Syracuse (NY)	L	12-19	8122	71	2/22	131-132	Phi. (Detroit)	L	29-42	5715
32	12/14	121-114	New York	W	13-19	2769	72	2/25	120-129	Philadelphia	L	29-43	5406
33	12/16	130-116	LA Lakers	W	14-19	4919	73	2/26	122-148	St. Louis	L	29-44	7692
34	12/18	112-128	Philadelphia	L	14-20	7317	74	2/28	131-105	St. Louis (NY)	W	30-44	13,563
35	12/20	112-115	Boston (NY)	L	14-21	10,137	75	3/1	137-122	Detroit	W	31-44	5871
36	12/25	126-119	Detroit	W	15-21	5103	76	3/5	124-118	@New York	W	32-44	7963
37	12/26	132-137	@Detroit	L	15-22	6347	77	3/7	121-124	Boston (Prov.)	L	32-45	4430
38	12/27	129-124	Syracuse	W	16-22		78	3/11	108-105	@LA Lakers	W	33-45	4737
39	12/28	114-104	NY (Syracuse)	W	17-22		79	3/12	122-123	@LA Lakers	L	33-46	5645
40	12/29	124-128	@Philadelphia	L	17-23								

* = OT

FINAL STATISTICS

PLAYER	G.	MIN.	FGM	FGA	PCT.	FTM	FTA	PCT.	REB.	AST.	PF	DQ	PTS.	AVG.
Oscar Robertson	71	3032	756	1600	.473	653	794	.822	716	690	219	3	2165	30.5
Jack Twyman	79	2920	796	1632	.488	405	554	.731	672	225	279	5	1997	25.3
Wayne Embry	79	2233	458	1015	.451	221	331	.668	864	127	286	7	1137	14.4
Arlen Bockhorn	79	2669	420	1059	.397	152	208	.731	434	338	282	9	992	12.6
Phil Jordon* (Cin. only)	48	1140	202	511	.395	117	160	.731	424	107	150	3	521	10.9
Bob Boozer	79	1573	250	603	.415	166	247	.672	488	109	193	1	666	8.4
Mike Farmer (Cin. only)	57	1295	180	460	.391	69	94	.734	378	81	128	1	429	7.5
Hub Reed	75	1216	156	364	.429	85	122	.697	367	69	199	7	397	5.3
Ralph Davis	73	1210	181	451	.401	34	52	.654	86	177	127	1	396	5.4
Larry Staverman	66	944	111	249	.446	79	93	.849	287	86	164	4	301	4.6
Win Wilfong	62	717	106	305	.348	72	89	.809	147	87	119	1	284	4.6
Phil Rollins (Cin. only)	14	86	10	32	.313	5	7	.714	9	11	13	0	25	1.8
Royals	79	18921	3626	8281	.438	2060	2761	.746	5581	2107	2159	40	9312	117.9

*Did not finish the season with team

1961-62 CINCINNATI ROYALS



1957-1972



43-37 2ND - WESTERN DIVISION

Royals 1961-62
starters.

Front row — from
left to right, Oscar
Robertson, Arlen
Bockhorn. Back row
— from left to right,
Jack Twyman, Wayne
Embry, Bob Boozer.

G	DATE	SCORE	OPPONENT	W/L	REC.	ATT.	G	DATE	SCORE	OPPONENT	W/L	REC.	ATT.
1	10/21	138-129	@St. Louis	W	1-0	8674	41	1/5	103-124	Boston	L	21-20	6169
2	10/24	122-124	LA Lakers (NY)	L	1-1	9127	42	1/7	123-113	Chi. (Louisville)	W	22-20	2146
3	10/26	117-120	@New York	L	1-2	7168	43	1/9	113-106	Chi. (Indianapolis)	W	23-20	4815
4	10/29	139-132	Syracuse	W	2-2	6136	44	1/11	145-128	Philadelphia	W	24-20	3723
5	10/31	127-131	NY (St. Louis)	L	2-3	5636	45	1/12	125-141	@Boston	L	24-21	10,223
6	11/1	115-120	@LA Lakers	L	2-4	3385	46	1/13	119-112	@Detroit	W	25-21	4084
7	11/3	132-114	@LA Lakers	W	3-4	6223	47	1/14	119-114	St. Louis	W	26-21	5606
8	11/7	123-98	New York	W	4-4	4460	48	1/18	151-133	@Philadelphia	W	27-21	3176
9	11/10	122-117	Chicago	W	5-4	4751	49	1/20	125-124	LA Lakers	W	28-21	7373
10	11/11	117-107	@Chicago	W	6-4	3621	50	1/22	115-106	Det. (Dayton, OH)	W	29-21	2654
11	11/12	136-126	St. Louis	W	7-4	6025	51	1/24	123-136	@LA Lakers	L	29-22	7275
12	11/14	119-115	Syracuse (NY)	W	8-4	9367	52	1/26	112-116	@LA Lakers	L	29-23	12,962
13	11/15	133-145	@Philadelphia	L	8-5	4011	53	1/28	139-131	Syracuse	W	30-23	5061
14	11/16	121-127	Boston	L	8-6	5671	54	1/30	131-121	@St. Louis	W	31-23	5380
15	11/18	133-136	@St. Louis	L	8-7	8328	55	2/1	109-130	@Philadelphia	L	31-24	4211
16	11/19	128-112	Detroit (Chicago)	W	9-7	6492	56	2/2	124-143	@Boston	L	31-25	8789
17	11/21	118-125	Philadelphia	L	9-8	5141	57	2/3	110-121	@New York	L	31-26	6747
18	11/23	99-117	Syracuse (Rochester)	L	9-9	3790	58	2/5	128-134*	LA Lakers (WV)	L	31-27	6800
19	11/24	127-125	@Syracuse	W	10-9	3036	59	2/6	118-119	Detroit	L	31-28	2528
20	11/26	117-102	LA Lakers	W	11-9	6276	60	2/7	107-113	@Detroit	L	31-29	4981
21	11/28	131-117	@New York	W	12-9	9837	61	2/8	113-109*	LA Lakers (OH)	W	32-29	5561
22	11/29	122-136	Syracuse	L	12-10	3156	62	2/10	134-118	St. Louis	W	33-29	5238
23	11/30	133-130	Boston (Prov.)	W	13-10	3408	63	2/11	109-129	@St. Louis	L	33-30	7315
24	12/3	96-119	Boston	L	13-11	7653	64	2/13	152-132	Philadelphia	W	34-30	7909
25	12/6	102-103	Boston (Phi.)	L	13-12		65	2/14	121-125	Chicago (Detroit)	L	34-31	5109
26	12/8	128-123	St. Louis	W	14-12	3709	66	2/16	132-136	@Philadelphia	L	34-32	6437
27	12/10	134-94	New York	W	15-12	3676	67	2/17	113-123	Detroit	L	34-33	4835
28	12/11	133-117	Chicago (Dayton)	W	16-12	3013	68	2/18	138-121	Chi. (Syracuse)	W	35-33	4503
29	12/13	136-126	@Syracuse	W	17-12	1777	69	2/20	129-109	St. Louis	W	36-33	3189
30	12/14	103-107	Detroit	L	17-13	3067	70	2/21	153-125	@Chicago	W	37-33	2891
31	12/16	121-110	@Detroit	W	18-13	5672	71	2/23	134-120	@Detroit	W	38-33	5171
32	12/19	110-117	Philadelphia	L	18-14	4080	72	2/24	118-114	LA Lakers	W	39-33	2234
33	12/23	125-134	Detroit (St. Louis)	L	18-15	8348	73	2/25	108-105	Chicago	W	40-33	3686
34	12/25	127-141	LA Lakers	L	18-16	6447	74	2/28	123-129*	Boston	L	40-34	5133
35	12/26	129-118	@St. Louis	W	19-16	6198	75	3/1	108-137	@Syracuse	L	40-35	1770
36	12/27	142-117	St. Louis	W	20-16	4780	76	3/2	120-112	Det. (Fort Wayne)	W	41-35	5409
37	12/29	116-131	Detroit	L	20-17	3654	77	3/3	126-119	@Chicago	W	42-35	3000
38	12/30	119-123	New York (Phi.)	L	20-18	9537	78	3/10	110-116	@St. Louis	L	42-36	8456
39	1/1	106-110	Syracuse	L	20-19	2596	79	3/13	111-120	@LA Lakers	L	42-37	4756
40	1/3	122-111	New York (Det.)	W	21-19	5043	80	3/14	136-134	New York	W	43-37	3058

* = OT

1961-62 PLAYOFFS

Semifinals (1-3)

March 16	Cincinnati	122	@	Detroit	123	March 18	Cincinnati	107	@	Detroit	118
March 17	Cincinnati	129	vs.	Detroit	107	March 20	Cincinnati	111	vs.	Detroit	112

FINAL STATISTICS

PLAYER	G.	MIN.	FGM	FGA	PCT.	FTM	FTA	PCT.	REB.	AST.	PF	DQ	PTS.	AVG.
Oscar Robertson	79	3503	866	1810	.478	700	872	.803	985	899	258	1	2432	30.8
Jack Twyman	80	2991	739	1542	.479	353	435	.811	638	215	323	5	1831	22.9
Wayne Embry	75	2623	564	1210	.466	356	516	.690	977	182	286	6	1484	19.8
Arlen Bockhorn	80	3062	531	1234	.430	198	251	.789	376	366	280	5	1260	15.8
Bob Boozer	79	2488	410	936	.438	263	372	.707	804	130	275	3	1083	13.7
Adrian Smith	80	1462	202	499	.405	172	222	.775	151	167	101	0	576	7.2
Hub Reed	80	1446	203	460	.441	60	82	.732	440	53	262	9	466	5.8
Joe Buckhalter	63	728	153	334	.458	67	108	.620	262	43	123	1	373	5.9
Robert Nordmann	58	344	51	126	.405	29	57	.509	128	18	81	1	131	2.3
Bob Wieseahn	60	326	51	161	.317	17	30	.567	112	23	50	0	119	2.0
Dave Zeller	61	278	36	102	.353	18	24	.750	27	58	37	0	90	1.5
Royals	80	19281	3806	8414	.452	2233	2969	.752	5665	2154	2081	31	9845	123.1

1962-63 CINCINNATI ROYALS



1957-1972



42-38 3RD - EASTERN DIVISION

(ON LEFT) Guard
OSCAR ROBERTSON
earned first-team
All-NBA honors for the
third straight season
in 1962-63, averaging
28.3 ppg, 10.4 rpg, and
9.5 apg.

(ON RIGHT) Forward
TOM HAWKINS
averaged 9.4 ppg and
6.9 rpg in his first
season with the Royals
(1962-63) after being
acquired in a trade
from the LA Lakers.

G	DATE	SCORE	OPPONENT	W/L	REC.	ATT.
1	10/20	109-113	@Chicago	L	0-1	6780
2	10/23	116-115	LA Lakers	W	1-1	3461
3	10/24	114-121	@St. Louis	L	1-2	4479
4	10/26	118-102	St. Louis	W	2-2	3543
5	10/28	131-130*	San Francisco	W	3-2	3852
6	11/3	111-130	@Syracuse	L	3-3	4524
7	11/7	105-106	Boston	L	3-4	5210
8	11/8	114-116	@Detroit	L	3-5	6533
9	11/9	122-119	@New York	W	4-5	10,897
10	11/10	135-124	Detroit	W	5-5	5307
11	11/12	126-137	Boston	L	5-6	6446
12	11/13	127-109	Detroit (NY)	W	6-6	8249
13	11/14	125-120	Syracuse	W	7-6	3146
14	11/16	120-111	St. Louis	W	8-6	4028
15	11/18	132-120	San Francisco	W	9-6	6701
16	11/21	143-139	@San Francisco	W	10-6	3764
17	11/22	110-134	@LA Lakers	L	10-7	8302
18	11/24	123-129	@LA Lakers	L	10-8	10,092
19	11/25	128-115	@San Francisco	W	11-8	2419
20	11/27	139-129	@New York	W	12-8	8793
21	11/30	130-117	Syracuse	W	13-8	4876
22	12/1	131-121	@Chicago	W	14-8	4870
23	12/2	127-128*	Boston	L	14-9	8719
24	12/6	96-99	New York	L	14-10	2527
25	12/8	128-131*	LA Lakers	L	14-11	4850
26	12/11	121-124	LA Lakers (NY)	L	14-12	15,237
27	12/12	102-105	Chicago (Boston)	L	14-13	4891
28	12/13	142-123	Chi. (Indianapolis)	W	15-13	5478
29	12/15	124-120	@Boston	W	16-13	5066
30	12/18	102-103	@New York	L	16-14	7421
31	12/19	129-120	Syracuse	W	17-14	2360
32	12/21	129-116	Chicago	W	18-14	2886
33	12/25	131-120	Detroit	W	19-14	3304
34	12/28	113-121	Boston	L	19-15	9337
35	12/29	104-108	@Chicago	L	19-16	4432
36	1/1	112-106*	New York	W	20-16	1559
37	1/2	118-138	@Detroit	L	20-17	1221
38	1/4	130-129	San Francisco	W	21-17	4543
39	1/5	117-136	Syracuse (Utica, NY)	L	21-18	4200
40	1/6	119-120*	LA Lakers	L	21-19	4252

* = OT

G	DATE	SCORE	OPPONENT	W/L	REC.	ATT.
41	1/8	116-119	Syracuse (OH)	L	21-20	3418
42	1/9	116-112	@Syracuse	W	22-20	3142
43	1/10	130-121	Boston	W	23-20	3802
44	1/12	109-115	@St. Louis	L	23-21	8131
45	1/13	104-105	St. Louis	L	23-22	3507
46	1/18	114-122	@Boston	L	23-23	5192
47	1/19	114-108	New York	W	24-23	10,011
48	1/20	93-113	@Chicago	L	24-24	3016
49	1/23	138-133	Boston	W	25-24	2411
50	1/25	114-112	@New York	W	26-24	13,076
51	1/26	142-116	Chicago	W	27-24	2304
52	1/27	143-126	Chicago (OH)	W	28-24	4183
53	1/31	125-128	Boston (MD)	L	28-25	13,210
54	2/1	126-133	San Fran. (Bos.)	L	28-26	12,413
55	2/2	113-117	Syracuse (Rochester)	L	28-27	3224
56	2/3	125-115	@Syracuse	W	29-27	3956
57	2/5	96-106	Boston	L	29-28	6112
58	2/7	134-129	San Francisco	W	30-28	3304
59	2/8	116-112	@St. Louis	W	31-28	8117
60	2/10	124-107	LA Lakers	W	32-28	4510
61	2/13	124-122	Syracuse (Ind.)	W	33-28	5100
62	2/15	96-99	St. Louis	L	33-29	4202
63	2/16	110-99	@Detroit	W	34-29	4101
64	2/17	109-98	@New York	W	35-29	8349
65	2/19	126-129	@Boston	L	35-30	12,000
66	2/20	109-128	@Syracuse	L	35-31	3208
67	2/21	115-96	New York	W	36-31	2129
68	2/23	102-105	Detroit	L	36-32	4037
69	2/24	110-119	Det. (Baltimore)	L	36-33	2500
70	2/26	107-114	@St. Louis	L	36-34	5821
71	2/27	119-107	New York	W	37-34	2072
72	3/1	125-132	@San Francisco	L	37-35	3721
73	3/3	122-123	@San Francisco	L	37-36	4425
74	3/4	114-111	@LA Lakers	W	38-36	4427
75	3/6	97-106	@LA Lakers	L	38-37	8803
76	3/10	117-149	@Boston	L	38-38	10,069
77	3/12	110-96	@New York	W	39-38	4167
78	3/13	128-114	Syracuse	W	40-38	2338
79	3/16	126-117	@Chicago	W	41-38	3400
80	3/17	116-109	New York	W	42-38	2539

1962-63 PLAYOFFS

Semifinals - Cincinnati defeats Syracuse, 3-2					
March 19	Cincinnati	120	@ Syracuse	123	
March 21	Cincinnati	133	vs. Syracuse	115	
March 23	Cincinnati	117	@ Syracuse	121	
March 24	Cincinnati	125	vs. Syracuse	118	
March 26	Cincinnati	131	@ Syracuse	127 (OT)	

Division Finals - Cincinnati falls to Boston, 3-4					
March 28	Cincinnati	135	@ Boston	132	
March 29	Cincinnati	102	vs. Boston	125	
March 31	Cincinnati	121	@ Boston	116	
April 3	Cincinnati	110	vs. Boston	128	
April 6	Cincinnati	120	@ Boston	125	
April 7	Cincinnati	109	vs. Boston	99	
April 10	Cincinnati	131	@ Boston	142	

FINAL STATISTICS

PLAYER	G.	MIN.	FGM	FGA	PCT.	FTM	FTA	PCT.	REB.	AST.	PF	DQ	PTS.	AVG.
Oscar Robertson	80	3521	825	1593	.518	614	758	.810	835	758	293	1	2264	28.3
Jack Twyman	80	2623	641	1325	.480	304	375	.811	598	214	286	7	1586	19.8
Wayne Embry	76	2511	534	1165	.458	343	514	.667	936	177	286	7	1411	18.6
Bob Boozer	79	2488	440	992	.444	252	353	.714	878	102	299	8	1132	14.3
Arlen Bockhorn	80	2612	375	954	.393	183	242	.756	322	261	260	6	933	11.7
Tom Hawkins	79	1721	299	635	.471	147	241	.610	543	100	197	2	745	9.4
Adrian Smith	79	1522	241	544	.443	223	275	.811	174	141	157	1	705	8.9
Hub Reed	80	1299	199	427	.466	74	98	.755	398	83	261	7	472	5.9
Dave Piontek	48	457	60	158	.380	10	16	.625	96	26	67	0	130	2.7
Enoch Olsen	52	373	43	133	.323	27	39	.692	105	42	78	0	113	2.2
Daniel Tieman	29	176	15	57	.263	4	10	.400	22	27	18	0	34	1.2
Joe Buckhalter	2	12	0	5	.000	2	2	1.000	3	0	1	0	2	1.0
Royals	80	19118	3672	7998	.459	2183	2923	.747	5561	1931	2203	39	9527	119.0

1963-64 CINCINNATI ROYALS



1957-1972



(ON LEFT) The Royals' Dynamic Duo of OSCAR ROBERTSON & JERRY LUCAS combined to average 49.1 ppg, 27.3 rpg, and 13.6 apg in their first season together ('63-64).

(ON RIGHT) Guard ADRIAN SMITH was a Royals fan-favorite, averaging 9.4 ppg, 2.2 rpg, and 2.2 apg in his third season with the Royals (1963-64).

* = OT

G	DATE	SCORE	OPPONENT	W/L	REC.	ATT.
1	10/16	112-93	@St. Louis	W	1-0	8816
2	10/17	92-93	Boston	L	1-1	10,012
3	10/19	121-97	New York	W	2-1	6417
4	10/22	103-97	San Francisco	W	3-1	7784
5	10/25	109-122	LA Lakers	L	3-2	8970
6	10/26	99-102	@San Francisco	L	3-3	5106
7	10/29	108-101	@San Francisco	W	4-3	3106
8	10/30	115-107	@LA Lakers	W	5-3	14,533
9	11/1	112-122	@LA Lakers	L	5-4	11,469
10	11/3	95-93	Phi. (Dayton, OH)	W	6-4	5174
11	11/6	121-139	@Boston	L	6-5	8904
12	11/8	116-115	Boston	W	7-5	9195
13	11/9	118-109	Detroit	W	8-5	7367
14	11/13	92-98	San Francisco	L	8-6	5480
15	11/16	114-122	@New York	L	8-7	10,139
16	11/17	110-109	Baltimore	W	9-7	4967
17	11/19	127-102	Detroit (New York)	W	10-7	12,339
18	11/20	118-124	@Detroit	L	10-8	3682
19	11/23	121-133	@St. Louis	L	10-9	9122
20	11/24	122-113	St. Louis	W	11-9	5650
21	11/26	123-112	San Fran. (NY)	W	12-9	14,595
22	11/27	122-119	@Baltimore	W	13-9	3461
23	11/28	125-110	@Philadelphia	W	14-9	4567
24	11/29	135-110	New York	W	15-9	6308
25	12/1	109-114	LA Lakers	L	15-10	8346
26	12/5	118-108	Boston	W	16-10	7205
27	12/6	107-112	@Boston	L	16-11	9531
28	12/7	116-105	@New York	W	17-11	8247
29	12/8	116-126	Philadelphia	L	17-12	4255
30	12/11	127-107	@Detroit	W	18-12	3902
31	12/12	112-102	New York	W	19-12	2419
32	12/14	108-105	@Boston	W	20-12	8061
33	12/20	103-96	Baltimore	W	21-12	3013
34	12/21	106-108	@Baltimore	L	21-13	4085
35	12/25	113-107	St. Louis	W	22-13	5926
36	12/27	91-87	Boston	W	23-13	14,141
37	12/29	105-99	New York	W	24-13	6421
38	1/2	112-111	Det. (Dayton, OH)	W	25-13	3214
39	1/3	110-132	@Philadelphia	L	25-14	5650
40	1/4	125-116	@New York	W	26-14	9137

G	DATE	SCORE	OPPONENT	W/L	REC.	ATT.
41	1/5	111-106	Baltimore	W	27-14	5244
42	1/7	130-110	Phi. (OH)	W	28-14	6963
43	1/8	126-110	Phi. (Syracuse)	W	29-14	5384
44	1/10	92-109	@Boston	L	29-15	12,870
45	1/12	120-88	Detroit	W	30-15	1350
46	1/16	108-95	LA Lakers	W	31-15	7283
47	1/18	120-121	St. Louis	L	31-16	7505
48	1/19	109-114	@St. Louis	L	31-17	6618
49	1/21	139-124	@New York	W	32-17	10,563
50	1/22	109-92	Boston	W	33-17	10,722
51	1/24	111-139	@Philadelphia	L	33-18	3190
52	1/25	99-115	@Baltimore	L	33-19	7893
53	1/30	133-110	NY (Detroit)	W	34-19	8649
54	1/31	118-106	Baltimore (OH)	W	35-19	5808
55	2/2	119-117*	@Boston	W	36-19	8265
56	2/4	118-100	LA Lakers	W	37-19	6251
57	2/7	126-114	Philadelphia	W	38-19	6205
58	2/8	109-105	@Baltimore	W	39-19	10,258
59	2/9	135-107	Detroit	W	40-19	5161
60	2/12	147-121	Det. (Lima, OH)	W	41-19	3507
61	2/14	126-114	New York	W	42-19	6705
62	2/15	130-124	@New York	W	43-19	10,839
63	2/16	114-97	Philadelphia	W	44-19	7160
64	2/17	129-113	San Fran. (Cle.)	W	45-19	11,995
65	2/19	101-108	San Francisco	L	45-20	8568
66	2/21	101-93	@San Francisco	W	46-20	5421
67	2/22	107-105	@LA Lakers	W	47-20	14,924
68	2/25	108-117	@San Francisco	L	47-21	4041
69	2/26	97-103	@LA Lakers	L	47-22	12,395
70	2/28	134-132	Phi. (Scranton, PA)	W	48-22	4022
71	2/29	117-114	@Philadelphia	W	49-22	2166
72	3/1	122-111	@Baltimore	W	50-22	8829
73	3/3	117-108	@New York	W	51-22	4253
74	3/4	108-112	@Boston	L	51-23	13,909
75	3/5	111-101	Boston	W	52-23	11,855
76	3/7	104-101	Baltimore	W	53-23	8008
77	3/10	103-114	@Detroit	L	53-24	2116
78	3/12	128-111	Philadelphia	W	54-24	4630
79	3/14	110-118	@St. Louis	L	54-25	10,650
80	3/15	124-101	St. Louis	W	55-25	7359

1963-64 PLAYOFFS

Semifinals - Cincinnati defeats Philadelphia, 3-2

March 22	Cincinnati	127	vs.	Philadelphia	102
March 24	Cincinnati	114	@	Philadelphia	122
March 25	Cincinnati	101	vs.	Philadelphia	89
March 28	Cincinnati	120	@	Philadelphia	129
March 29	Cincinnati	130	vs.	Philadelphia	124

Division Finals - Cincinnati falls to Boston, 1-4

March 31	Cincinnati	87	@	Boston	103
April 2	Cincinnati	90	@	Boston	101
April 5	Cincinnati	92	vs.	Boston	102
April 7	Cincinnati	102	vs.	Boston	93
April 9	Cincinnati	95	@	Boston	109

FINAL STATISTICS


PLAYER	G.	MIN.	FGM	FGA	PCT.	FTM	FTA	PCT.	REB.	AST.	PF	DQ	PTS.	AVG.
Oscar Robertson	79	3559	840	1740	.483	800	938	.853	783	868	280	3	2480	31.4
Jerry Lucas	79	3273	545	1035	.527	310	398	.779	1375	204	300	6	1400	17.7
Wayne Embry	80	2915	556	1213	.458	271	417	.650	925	113	325	7	1383	17.3
Jack Twyman	68	1996	447	993	.450	189	228	.829	364	137	267	7	1083	15.9
Tom Hawkins	73	1770	256	580	.441	113	188	.601	435	74	198	4	625	8.6
Adrian Smith	66	1524	234	576	.406	154	197	.782	147	145	164	1	622	9.4
Arlen Bockhorn	70	1670	242	587	.412	96	126	.762	205	173	227	4	580	8.3
Bob Boozer* (Cin. only)	32	727	139	334	.416	74	119	.662	178	33	83	0	352	11.0
Enoch Olsen	49	513	85	210	.405	32	57	.561	149	29	78	0	202	4.1
Jay Arnette	48	501	71	196	.362	42	54	.778	54	71	105	2	184	3.8
Larry Staverman (Cin. only)	33	280	48	118	.407	39	53	.736	94	18	61	1	135	4.0
Tom Thacker	48	457	53	181	.293	26	53	.491	115	51	51	0	132	2.8
Royals	80	19579	3516	7761	.453	2146	2828	.759	5400	1916	2139	35	9180	114.7

*Did not finish season with team

1964-65 CINCINNATI ROYALS



1957-1972



48-32 2ND - EASTERN DIVISION

(ON LEFT) Forward
JERRY LUCAS earned
first-team All-NBA
honors after averaging
21.4 ppg and 20.0
rpg (4th in NBA) in
1964-65.

(ON RIGHT) Forward
HAROLD "HAPPY"
HAIRSTON averaged
6.1 ppg and 4.8 rpg in
1964-65 in his first of
four seasons with the
Royals.

* = OT

G	DATE	SCORE	OPPONENT	W/L	REC.	ATT.
1	10/17	91-94	@St. Louis	L	0-1	10,120
2	10/18	117-108	San Francisco	W	1-1	4550
3	10/20	121-113	LA Lakers	W	2-1	4275
4	10/25	109-107	Philadelphia	W	3-1	5973
5	10/30	119-118	St. Louis	W	4-1	4437
6	10/31	93-122	@Boston	L	4-2	10,341
7	11/1	114-101	Detroit	W	5-2	3142
8	11/6	106-111	Baltimore	L	5-3	3788
9	11/7	103-105	@Philadelphia	L	5-4	2433
10	11/8	103-106	Boston	L	5-5	5840
11	11/11	118-116	@St. Louis	W	6-5	5690
12	11/13	123-106	St. Louis	W	7-5	4679
13	11/14	111-110	@New York	W	8-5	9255
14	11/15	106-122	San Francisco	L	8-6	4710
15	11/17	114-108	@San Francisco	W	9-6	3872
16	11/18	92-90	@LA Lakers	W	10-6	14,829
17	11/20	121-131	@LA Lakers	L	10-7	13,180
18	11/21	111-104	@San Francisco	W	11-7	4091
19	11/25	116-125	@Baltimore	L	11-8	4816
20	11/27	133-112	Philadelphia	W	12-8	7009
21	11/28	98-129	@Boston	L	12-9	10,169
22	11/29	105-95	New York	W	13-9	3840
23	12/1	129-107	Det. (Indianapolis)	W	14-9	6590
24	12/2	115-125	@Detroit	L	14-10	2942
25	12/4	104-90	LA Lakers	W	15-10	4548
26	12/6	124-113	Baltimore (OH)	W	16-10	4261
27	12/9	122-114	@Detroit	W	17-10	2853
28	12/10	101-116	Boston	L	17-11	7391
29	12/12	115-109	@St. Louis	W	18-11	6812
30	12/18	111-107	LA Lakers	W	19-11	4469
31	12/19	133-105	@New York	W	20-11	6059
32	12/25	130-125*	St. Louis	W	21-11	6411
33	12/26	135-125	@Philadelphia	W	22-11	5197
34	12/27	119-126	@Baltimore	L	22-12	3499
35	12/28	113-108	San Francisco	W	23-12	7348
36	1/1	140-124	Baltimore (Cle.)	W	24-12	6071
37	1/3	85-89	Boston	L	24-13	7187
38	1/5	125-116*	@New York	W	25-13	9985
39	1/6	116-102	New York	W	26-13	3205
40	1/8	114-107	Phi. (Dayton, OH)	W	27-13	4585

G	DATE	SCORE	OPPONENT	W/L	REC.	ATT.
41	1/9	128-119	@Baltimore	W	28-13	6516
42	1/10	140-114	Detroit	W	29-13	3521
43	1/15	124-106	LA Lakers	W	30-13	4742
44	1/17	98-101	@Boston	L	30-14	7163
45	1/19	103-99	St. Louis	W	31-14	4600
46	1/20	102-90	@Detroit	W	32-14	3513
47	1/23	102-105	Detroit	L	32-15	4817
48	1/24	124-103	San Francisco	W	33-15	6497
49	1/26	115-107	@San Francisco	W	34-15	2739
50	1/27	112-119	@LA Lakers	L	34-16	10,294
51	1/28	90-105	@San Francisco	L	34-17	3335
52	1/29	133-137**	@LA Lakers	L	34-18	13,800
53	1/31	122-127	@Philadelphia	L	34-19	9886
54	2/3	130-99	LA Lakers	W	35-19	3341
55	2/5	113-114	@Boston	L	35-20	7858
56	2/6	122-127	Phi. (Syracuse)	L	35-21	7395
57	2/9	134-121	Boston	W	36-21	7532
58	2/10	112-115*	NY (Detroit)	L	36-22	6793
59	2/11	130-109	Det. (Fort Wayne)	W	37-22	4210
60	2/13	108-106	Philadelphia	W	38-22	9328
61	2/14	99-92	@St. Louis	W	39-22	8185
62	2/16	111-103	St. Louis	W	40-22	6377
63	2/17	114-125	@Baltimore	L	40-23	2953
64	2/21	104-109	@New York	L	40-24	9204
65	2/23	127-131	Baltimore (NY)	L	40-25	12,261
66	2/27	115-117	@Detroit	L	40-26	3120
67	2/28	126-117	NY (Dayton, OH)	W	41-26	4217
68	3/1	110-130	Det. (Columbus, OH)	L	41-27	4131
69	3/2	121-105	San Francisco	W	42-27	2262
70	3/3	108-151	@Baltimore	L	42-28	4157
71	3/5	109-110	Philadelphia	L	42-29	7162
72	3/6	97-93	@San Francisco	W	43-29	2868
73	3/7	104-106	@LA Lakers	L	43-30	11,765
74	3/10	113-137	@St. Louis	L	43-31	5386
75	3/12	118-108	Boston	W	44-31	9261
76	3/14	113-103	@New York	W	45-31	6204
77	3/16	111-102	New York	W	46-31	2912
78	3/18	113-110	Baltimore	W	47-31	4050
79	3/20	125-122	@Philadelphia	W	48-31	4067
80	3/21	99-116	@Boston	L	48-32	9154

1964-65 PLAYOFFS

Semifinals (1-3)

March 24	Cincinnati	117	vs.	Philadelphia	119
March 26	Cincinnati	121	@	Philadelphia	120

March 28	Cincinnati	94	vs.	Philadelphia	108
March 31	Cincinnati	112	@	Philadelphia	119

FINAL STATISTICS

PLAYER	G.	MIN.	FGM	FGA	PCT.	FTM	FTA	PCT.	REB.	AST.	PF	DQ	PTS.	AVG.
Oscar Robertson	75	3421	807	1681	.480	665	793	.839	674	861	205	2	2279	30.4
Jerry Lucas	66	2864	558	1121	.498	298	366	.814	1321	157	214	1	1414	21.4
Adrian Smith	80	2745	463	1016	.456	284	342	.830	220	240	199	2	1210	15.1
Jack Twyman	80	2236	479	1081	.443	198	239	.828	383	137	239	4	1156	14.5
Wayne Embry	74	2243	352	772	.456	239	371	.644	741	92	297	10	943	12.7
Enoch Olsen	79	1372	224	512	.438	144	195	.738	333	84	203	5	592	7.5
Tom Hawkins	79	1864	220	538	.409	116	204	.569	475	80	240	4	556	7.0
Harold Hairston	61	736	131	351	.373	110	165	.667	293	27	95	0	372	6.1
Jay Arnette	63	662	91	245	.371	56	75	.747	62	68	125	1	238	3.8
Arlen Bockhorn	19	424	60	157	.382	28	39	.718	55	45	52	1	148	7.8
Tom Thacker	55	470	56	168	.333	23	47	.489	127	41	64	0	135	2.5
George Wilson	39	288	41	155	.265	9	30	.300	102	11	59	0	91	2.3
Royals	80	19325	3482	7797	.447	2170	2866	.757	5387	1843	1992	30	9134	114.2

1965-66 CINCINNATI ROYALS



1957-1972



45-35 3RD - EASTERN DIVISION

Front row — from left to right, Head Coach Jack McMahon, Wayne Embry, Enoch Olsen, Jay Arnett, Oscar Robertson, Flynn Robinson, Nate Bowman. Back Row — from left to right, Jack Twyman, George Wilson, Adrian Smith, Jon McGlocklin, Harold Hairston, Tom Thacker, Jerry Lucas, Tom Hawkins.

* = OT

G	DATE	SCORE	OPPONENT	W/L	REC.	ATT.
1	10/15	100-111	St. Louis	L	0-1	4645
2	10/16	98-102	@Boston	L	0-2	12,044
3	10/17	144-124	Baltimore	W	1-2	2951
4	10/19	99-100	San Francisco	L	1-3	3750
5	10/28	113-108	Boston	W	2-3	5995
6	10/29	131-121	@Baltimore	W	3-3	2551
7	10/30	114-134	@Philadelphia	L	3-4	7212
8	10/31	113-107	Detroit	W	4-4	3105
9	11/3	122-108	San Francisco	W	5-4	3389
10	11/5	120-114	@Detroit	W	6-4	4525
11	11/6	114-103	@New York	W	7-4	11,502
12	11/10	124-119	New York	W	8-4	4503
13	11/13	135-132	Baltimore	W	9-4	7068
14	11/17	131-115	Philadelphia	W	10-4	7391
15	11/19	103-129	@Boston	L	10-5	8572
16	11/21	120-114	Baltimore [Ind.]	W	11-5	6817
17	11/23	115-118	Detroit [NY]	L	11-6	12,003
18	11/24	112-108	St. Louis	W	12-6	5703
19	11/26	117-113	New York	W	13-6	7851
20	11/27	132-129	@New York	W	14-6	9345
21	11/30	126-120	LA Lakers	W	15-6	5387
22	12/1	105-121	@LA Lakers	L	15-7	9942
23	12/2	119-125	@San Francisco	L	15-8	4862
24	12/3	122-118	@LA Lakers	W	16-8	11,320
25	12/5	108-99	Boston	W	17-8	10,453
26	12/9	109-110	San Fran. [OH]	L	17-9	2270
27	12/10	110-129	LA Lakers	L	17-10	5670
28	12/11	132-135*	Phi. (Syracuse)	L	17-11	6100
29	12/14	112-109	Philadelphia	W	18-11	4601
30	12/15	117-110	@Boston	W	19-11	5097
31	12/18	114-122	@New York	L	19-12	8349
32	12/22	127-129*	@Baltimore	L	19-13	3860
33	12/25	119-113	San Francisco	W	20-13	6752
34	12/26	117-115	@St. Louis	W	21-13	6845
35	12/27	138-116	New York	W	22-13	5130
36	12/29	111-109	LA Lakers	W	23-13	10,004
37	1/1	122-147	@New York	L	23-14	3238
38	1/2	138-107	Baltimore	W	24-14	2660
39	1/3	130-114	St. Louis [Mem.]	W	25-14	6284
40	1/5	117-103	Det. [Dayton, OH]	W	26-14	2038

G	DATE	SCORE	OPPONENT	W/L	REC.	ATT.
41	1/6	109-97	Det. (Toledo, OH)	W	27-14	3726
42	1/8	126-115	@Baltimore	W	28-14	5566
43	1/13	107-102	St. Louis [Ind.]	W	29-14	5781
44	1/16	108-106	Detroit	W	30-14	4106
45	1/18	119-108	LA Lakers	W	31-14	4137
46	1/21	96-113	@Boston	L	31-15	11,250
47	1/24	135-112	San Fran. [IN]	W	32-15	5601
48	1/25	113-101	Boston	W	33-15	8719
49	1/28	103-125	@Philadelphia	L	33-16	8110
50	1/29	116-115	St. Louis	W	34-16	4838
51	1/30	98-115	@St. Louis	L	34-17	9719
52	2/1	125-127	@San Francisco	L	34-18	5172
53	2/2	118-119	@LA Lakers	L	34-19	11,432
54	2/4	125-132	@LA Lakers	L	34-20	15,056
55	2/6	117-116	San Fran. (Phoenix)	W	35-20	10,120
56	2/7	118-124	Detroit [Ind.]	L	35-21	4585
57	2/8	128-113	Baltimore	W	36-21	3795
58	2/11	94-113	@Philadelphia	L	36-22	5864
59	2/12	143-116	Detroit	W	37-22	7155
60	2/13	102-104	@St. Louis	L	37-23	7278
61	2/15	136-123	Boston	W	38-23	7811
62	2/18	114-118	@Baltimore	L	38-24	6045
63	2/19	113-124	@New York	L	38-25	9002
64	2/20	133-129	@Detroit	W	39-25	7165
65	2/21	113-107	Phi. (Dayton, OH)	W	40-25	5000
66	2/23	133-140	@LA Lakers	L	40-26	9329
67	2/25	119-125	@San Francisco	L	40-27	4092
68	2/26	112-103	@San Francisco	W	41-27	4627
69	3/1	102-100	Philadelphia	W	42-27	6103
70	3/4	103-107	Philadelphia	L	42-28	8221
71	3/5	149-145*	New York	W	43-28	10,023
72	3/6	137-125	@Detroit	W	44-28	5655
73	3/9	116-119	LA Lakers [Ind.]	L	44-29	6310
74	3/10	120-124	Boston	L	44-30	7434
75	3/12	113-114	St. Louis	L	44-31	7290
76	3/13	106-115	@St. Louis	L	44-32	6857
77	3/15	125-107	NY (Dayton, OH)	W	45-32	2263
78	3/18	105-125	@Baltimore	L	45-33	4547
79	3/19	121-127	@Philadelphia	L	45-34	10,570
80	3/20	104-121	@Boston	L	45-35	13,284

1965-66 PLAYOFFS

Semifinals (2-3)

March 23	Cincinnati	107	@	Boston	103
March 26	Cincinnati	125	vs.	Boston	132

March 27	Cincinnati	113	@	Boston	107
March 30	Cincinnati	103	vs.	Boston	120
April 1	Cincinnati	103	@	Boston	112

FINAL STATISTICS

PLAYER	G.	MIN.	FGM	FGA	PCT.	FTM	FTA	PCT.	REB.	AST.	PF	DQ	PTS.	AVG.
Oscar Robertson	76	3493	818	1723	.475	742	881	.842	586	847	227	1	2378	31.3
Jerry Lucas	79	3517	690	1523	.453	317	403	.787	1668	213	274	5	1697	21.5
Adrian Smith	80	2982	531	1310	.405	408	480	.850	287	256	276	1	1470	18.4
Harold Hairston	72	1794	398	814	.489	220	321	.685	546	44	216	3	1016	14.1
Tom Hawkins	79	2126	273	604	.452	116	209	.555	575	99	274	4	662	8.4
Wayne Embry	80	1882	232	564	.411	141	234	.603	525	81	287	9	605	7.6
Jack Twyman	73	943	224	498	.450	95	117	.812	168	60	122	1	543	7.4
Jon McGlocklin	72	852	153	363	.421	62	79	.785	133	88	77	0	368	5.1
Connie Dierking	57	782	134	322	.416	50	82	.610	245	43	113	0	318	5.6
Tom Thacker	50	478	84	207	.406	15	38	.395	119	61	85	0	183	3.7
George Wilson	47	276	54	138	.391	27	42	.643	98	17	56	0	135	2.9
Art Heyman* [Cin. only]	11	100	15	43	.349	10	17	.588	13	7	19	0	40	3.6
Enoch Olsen* [Cin. only]	4	36	3	8	.375	1	3	.333	13	2	4	0	7	1.8
Jay Arnette* [Cin. only]	3	14	1	6	.167	0	0	.000	0	0	3	0	2	0.7
Royals	80	19272	3610	8123	.444	2204	2906	.758	5599	1818	2033	24	9424	117.8

*Did not finish season with team

1966-67 CINCINNATI ROYALS



1957-1972



39-42 3RD - EASTERN DIVISION

Coach Jack McMahon
with, from left to
right, Flynn Robinson,
Jon McGlocklin,
Harold Hairston, Bob
Love, Jerry Lucas,
Walt Wesley, Connie
Dierking, George
Wilson, James Ware,
Oscar Robertson,
Adrian Smith, Freddie
Lewis.

G	DATE	SCORE	OPPONENT	W/L	REC.	ATT.	G	DATE	SCORE	OPPONENT	W/L	REC.	ATT.
1	10/15	103-99	Detroit	W	1-0	10,060	42	1/18	106-119	Boston	L	17-24	4331
2	10/18	112-114	@Detroit	L	1-1	5802	43	1/19	118-122	@Baltimore	L	17-25	4266
3	10/22	123-133*	@St. Louis	L	1-2	4759	44	1/21	122-108	Detroit	W	19-25	6079
4	10/26	116-122	@Baltimore	L	1-3	2639	45	1/24	126-118	@New York	W	20-25	7227
5	10/27	121-118	St. Louis	W	2-3	4126	46	1/25	132-125	New York	W	21-25	2834
6	10/29	115-127	San Francisco	L	2-4	6021	47	1/26	110-118	Detroit (Cle.)	L	21-26	4323
7	11/2	131-129	New York	W	3-4	1309	48	1/27	107-110	@Philadelphia	L	21-27	9863
8	11/4	120-115	@Detroit	W	4-4	8251	49	1/28	113-112	St. Louis	W	22-27	3503
9	11/5	99-113	Chicago	L	4-5	4260	50	1/29	121-118	San Francisco	W	23-27	9612
10	11/10	112-113*	Boston	L	4-6	5415	51	2/2	131-125	Baltimore (Cle.)	W	24-27	5634
11	11/11	119-104	@Baltimore	W	5-6	4009	52	2/3	113-118	@Chicago	L	24-28	4175
12	11/12	98-112	Philadelphia	L	5-7	8109	53	2/4	99-109	@Baltimore	L	24-29	5178
13	11/16	112-124	LA Lakers (OH)	L	5-8	4100	54	2/5	121-137	@Boston	L	24-30	8552
14	11/19	110-134	@Philadelphia	L	5-9	9509	55	2/7	123-138	Boston (Cle.)	L	24-31	10,444
15	11/20	125-123	Baltimore	W	6-9	3553	56	2/8	106-118	Philadelphia	L	24-32	4268
16	11/22	121-118	@New York	W	7-9	16,995	57	2/10	133-104	Detroit	W	25-32	4012
17	11/23	111-106	Philadelphia	W	8-9	7322	58	2/11	132-117	@Detroit	W	26-32	6139
18	11/25	115-109	NY (Cleveland)	W	9-9	9088	59	2/12	115-118	@St. Louis	L	26-33	7606
19	11/26	87-118	@Boston	L	9-10	12,674	60	2/13	123-131	@Philadelphia	L	26-34	7602
20	11/30	115-119	New York	L	9-11	2870	61	2/15	127-118	New York	W	27-34	3223
21	12/3	118-130	LA Lakers	L	9-12	5279	62	2/16	122-110	Detroit (NY)	W	28-34	11,779
22	12/7	91-119	@Boston	L	9-13	12,513	63	2/17	118-127	Phi. (Cleveland)	L	28-35	11,036
23	12/9	99-117	Boston	L	9-14	4624	64	2/18	123-124	@New York	L	28-36	16,627
24	12/10	120-123*	@San Francisco	L	9-15	6893	65	2/20	112-104	St. Louis (K.C.)	W	29-36	6697
25	12/11	118-119	@LA Lakers	L	9-16	6534	66	2/22	102-103	@LA Lakers	L	29-37	9096
26	12/13	126-112	@San Francisco	W	10-16	3942	67	2/24	137-122	@San Francisco	W	30-37	7051
27	12/14	126-124	@LA Lakers	W	11-16	6823	68	2/25	129-116	@San Francisco	W	31-37	7111
28	12/16	120-128	Chicago (Cle.)	L	11-17	4640	69	2/26	127-141	@LA Lakers	L	31-38	11,411
29	12/18	138-114	Baltimore	W	12-17	3976	70	2/28	107-127	Phi. (Syracuse)	L	31-39	7479
30	12/25	112-124	San Francisco	L	12-18	6172	71	3/1	122-116	LA Lakers	W	32-39	3529
31	12/26	118-134	@Philadelphia	L	12-19	6017	72	3/3	104-111	@Boston	L	32-40	13,337
32	12/27	131-123	Detroit	W	13-19	5114	73	3/4	109-102	Baltimore	W	33-40	3303
33	12/29	114-125	LA Lakers	L	13-20	6216	74	3/5	106-113	@Chicago	L	33-41	6513
34	12/30	102-107	San Fran. (Cle.)	L	13-21	7853	75	3/6	129-122	St. Louis (Mem.)	W	34-41	3598
35	12/31	103-107	@New York	L	13-22	4315	76	3/11	147-119	Chicago	W	35-41	4665
36	1/3	111-116	@Chicago	L	13-23	3037	77	3/12	119-120	@St. Louis	L	35-42	4235
37	1/7	125-112	Chicago	W	14-23	4161	78	3/13	133-117	@Chicago	W	36-42	4025
38	1/8	126-94	@Baltimore	W	15-23	2363	79	3/15	112-108	Boston	W	37-42	4848
39	1/11	106-102	@Chicago	W	16-23	2807	80	3/16	114-111	St. Louis (Cle.)	W	38-42	5082
40	1/13	125-115	LA Lakers (Cle.)	W	17-23	8401	81	3/18	127-112	San Francisco	W	39-42	6045
41	1/14	116-105	St. Louis	W	18-23	5236							

* = OT

1966-67 PLAYOFFS

Semifinals (1-3)

March 21	Cincinnati	120	@	Philadelphia	116	March 24	Cincinnati	106	@	Philadelphia	121
March 22	Cincinnati	102	vs.	Philadelphia	123	March 25	Cincinnati	94	vs.	Philadelphia	112

FINAL STATISTICS

PLAYER	G.	MIN.	FGM	FGA	PCT.	FTM	FTA	PCT.	REB.	AST.	PF	DQ	PTS.	AVG.
Oscar Robertson	79	3468	838	1699	.493	736	843	.873	486	845	226	2	2412	30.5
Jerry Lucas	81	3558	577	1257	.459	284	359	.791	1547	268	280	2	1438	17.8
Adrian Smith	81	2636	502	1147	.438	343	380	.903	205	187	272	0	1347	16.6
Harold Hairston	79	2442	461	962	.479	252	382	.660	631	62	273	5	1174	14.9
Connie Dierking	77	1905	291	729	.399	134	180	.744	603	158	251	7	716	9.3
Flynn Robinson	76	1140	274	599	.457	120	154	.779	133	110	197	3	668	8.8
Jon McGlocklin	60	1194	217	493	.440	74	104	.712	164	93	84	0	508	8.5
Bob Love	66	1074	173	403	.429	93	147	.633	257	49	153	3	439	6.7
Walt Wesley	64	909	131	333	.393	52	123	.423	329	19	161	2	314	4.9
Len Chappell (Cin. only)	54	529	92	224	.411	39	60	.650	151	21	73	0	223	4.1
Freddie Lewis	32	334	60	153	.392	29	41	.707	44	40	49	1	149	4.7
Jim Ware	33	201	30	97	.309	10	17	.588	69	6	35	0	70	2.1
George Wilton* (Cin. only)	12	125	8	41	.195	13	16	.813	43	0	19	0	29	2.4
Royals	81	20223	3654	8137	.449	2179	2806	.777	5198	1858	2073	25	9487	117.4

*Did not finish season with team

1967-68 CINCINNATI ROYALS



1957-1972



39-43 5TH - EASTERN DIVISION

Coach Ed Jucker with
ball with — front row,
from left to right,
Adrian Smith, Oscar
Robertson. Back Row
— from left to right,
John Tresvant, Connie
Dierking, Jerry Lucas.

G	DATE	SCORE	OPPONENT	W/L	REC.	ATT.
1	10/17	108-131	@Detroit	L	0-1	6997
2	10/18	122-118	San Francisco	W	1-1	5928
3	10/21	109-107	Chicago	W	2-1	4858
4	10/22	106-94	@Seattle	W	3-1	4116
5	10/24	106-116	@San Francisco	L	3-2	2411
6	10/25	116-132	@LA Lakers	L	3-3	7355
7	10/27	116-113	@San Diego	W	4-3	4632
8	10/29	108-99	@San Diego	W	5-3	2642
9	11/1	96-101	St. Louis	L	5-4	2652
10	11/4	104-106	LA Lakers	L	5-5	5498
11	11/7	103-113	Boston	L	5-6	4086
12	11/8	100-122	@Baltimore	L	5-7	2649
13	11/9	106-123	@New York	L	5-8	14,126
14	11/11	109-108	San Diego	W	6-8	3592
15	11/14	102-122	@Philadelphia	L	6-9	8413
16	11/17	120-119	@Boston	W	7-9	8562
17	11/22	123-122	New York	W	8-9	3047
18	11/24	153-133	Seattle (Cleveland)	W	9-9	3455
19	11/25	123-133	Detroit	L	9-10	5827
20	11/29	99-119	New York	L	9-11	2545
21	12/1	109-123	@Baltimore	L	9-12	2194
22	12/2	110-126	Chicago	L	9-13	2311
23	12/5	104-105	Chi. (Evansville, IN)	L	9-14	3200
24	12/6	107-108	Philadelphia	L	9-15	3005
25	12/8	95-101	@St. Louis	L	9-16	8416
26	12/9	108-104	Boston	W	10-16	4046
27	12/13	136-108	Baltimore	W	11-16	2761
28	12/15	147-130	Detroit (Cle.)	W	12-16	3485
29	12/16	122-110	@Detroit	W	13-16	10,632
30	12/19	118-133	@New York	L	13-17	14,338
31	12/22	117-120	@Boston	L	13-18	10,868
32	12/25	118-112	Seattle	W	14-18	3323
33	12/26	121-126	@Philadelphia	L	14-19	15,003
34	12/27	132-127	LA Lakers	W	15-19	5546
35	12/28	126-122	San Fran. (Cle.)	W	16-19	4199
36	12/29	113-130	@Baltimore	L	16-20	4330
37	1/2	125-119	@New York	W	17-20	12,865
38	1/5	141-142*	@Detroit	L	17-21	8239
39	1/6	109-114	Chicago	L	17-22	2602
40	1/7	134-118	Philadelphia	W	18-22	5610
41	1/9	118-121	Baltimore (NC)	L	18-23	3000

* = OT

G	DATE	SCORE	OPPONENT	W/L	REC.	ATT.
42	1/10	133-117	Baltimore	W	19-23	2136
43	1/11	120-116	Boston (Cle.)	W	20-23	8116
44	1/13	122-116	San Diego	W	21-23	2847
45	1/16	148-121	San Francisco	W	22-23	2411
46	1/18	129-126	San Diego (Cle.)	W	23-23	2506
47	1/20	128-120	Detroit	W	24-23	4811
48	1/25	116-118	LA Lakers (Cle.)	L	24-24	6005
49	1/26	113-123	@Philadelphia	L	24-25	12,337
50	1/27	111-120	St. Louis	L	24-26	6402
51	1/30	121-101	Detroit (NY)	W	25-26	18,499
52	1/31	126-128	New York	L	25-27	2702
53	2/2	125-113	@Chicago	W	26-27	13,575
54	2/3	111-125	St. Louis	L	26-28	4505
55	2/4	100-106	@St. Louis	L	26-29	6108
56	2/5	129-132*	Seattle (Phoenix)	L	26-30	4680
57	2/6	102-146	@LA Lakers	L	26-31	8119
58	2/8	109-126	@San Francisco	L	26-32	3725
59	2/10	101-99	@San Diego	W	27-32	4653
60	2/12	104-112*	Chicago (Cle.)	L	27-33	2425
61	2/13	111-123	St. Louis (Syracuse)	L	27-34	2583
62	2/15	132-119	Seattle	W	28-34	2306
63	2/16	125-91	New York (Cle.)	W	29-34	5308
64	2/17	117-115	Baltimore	W	30-34	5125
65	2/18	107-100	Boston	W	31-34	10,275
66	2/20	110-126	@Boston	L	31-35	12,092
67	2/22	99-112	Baltimore (Cle.)	L	31-36	3844
68	2/23	115-131	@LA Lakers	L	31-37	15,217
69	2/24	114-127	@San Francisco	L	31-38	4942
70	2/27	106-117	@LA Lakers	L	31-39	9060
71	2/29	120-114	@San Diego	W	32-39	3284
72	3/1	122-101	@San Francisco	W	33-39	4760
73	3/3	138-128	@Seattle	W	34-39	8894
74	3/6	108-106	Philadelphia	W	35-39	5022
75	3/7	117-125	Philadelphia (Cle.)	L	35-40	9851
76	3/8	118-129	Detroit	L	35-41	8849
77	3/10	137-111	@Boston	W	36-41	12,290
78	3/11	98-104	@Chicago	L	36-42	5163
79	3/13	142-123	Seattle	W	37-42	4958
80	3/14	102-96	St. Louis (Cle.)	W	38-42	3715
81	3/19	131-130*	@Philadelphia	W	39-42	4601
82	3/20	106-108	@New York	L	39-43	11,862

FINAL STATISTICS

PLAYER	G.	MIN.	FGM	FGA	PCT.	FTM	FTA	PCT.	REB.	AST.	PF	DQ	PTS.	AVG.
Oscar Robertson	65	2765	660	1321	.500	576	660	.873	391	633	199	2	1896	29.2
Jerry Lucas	82	3619	707	1361	.519	346	445	.778	1560	251	243	3	1760	21.5
Connie Dierking	81	2637	544	1164	.467	237	310	.765	766	191	315	6	1325	16.4
Adrian Smith	82	2783	480	1035	.464	320	386	.829	185	272	259	6	1280	15.6
Harold Hairston* (Cin. only)	48	1625	317	630	.503	203	296	.686	355	58	127	1	837	17.4
Bob Love	72	1068	193	455	.424	78	114	.684	209	55	141	1	464	6.4
Walt Wesley	66	918	188	404	.465	76	152	.500	281	34	168	2	452	6.8
Guy Rodgers (Cin. only)	75	1417	132	372	.355	98	122	.803	136	352	156	1	362	4.8
Bill Dinwiddie	67	871	141	358	.394	62	102	.608	237	31	122	2	344	5.1
John Tresvant (Cin. only)	30	802	121	270	.448	67	106	.632	169	46	105	3	309	10.3
Tom Van Arsdale (Cin. only)	27	682	97	238	.408	87	116	.750	93	76	83	2	281	10.4
Gary Gray	44	276	49	134	.366	7	10	.700	23	26	48	0	105	2.4
Jim Fox* (Cin. only)	31	244	32	79	.405	36	56	.643	95	12	34	0	100	3.2
Len Chappell* (Cin. only)	10	65	15	30	.500	8	10	.800	15	5	6	0	38	3.8
Flynn Robinson* (Cin. only)	2	16	3	10	.300	3	7	.429	4	5	4	0	9	4.5
Al Jackson	2	17	0	3	.000	0	0	.000	0	1	6	0	0	0.0
Royals	82	25338	3679	7864	.468	2204	2892	.762	5129	2048	2016	29	9562	116.6

* Did not finish season with team

1968-69 CINCINNATI ROYALS



1957-1972



41-41 6TH - EASTERN DIVISION

(ON LEFT) Swingman TOM VAN ARSDALE, who would later represent the Royals in the 1970 All-Star Game, averaged 19.4 ppg and 4.6 rpg in 1968-69.

(ON RIGHT) On May 9, 1969, Boston Celtics Hall of Famer BOB COUSY became the seventh head coach in franchise history, replacing Ed Jucker.

G	DATE	SCORE	OPPONENT	W/L	REC.	ATT.	G	DATE	SCORE	OPPONENT	W/L	REC.	ATT.
1	10/16	125-110	@Atlanta	W	1-0	5606	42	1/9	110-119	Seattle (Cle.)	L	24-18	2017
2	10/19	127-115	Detroit	W	2-0	5130	43	1/11	115-118	@Detroit	L	24-19	5651
3	10/22	107-103	LA Lakers	W	3-0	4310	44	1/12	111-113	Detroit	L	24-20	5041
4	10/23	101-108	@Boston	L	3-1	10,036	45	1/16	120-109	San Diego (Cle.)	W	25-20	4281
5	10/26	92-98	@New York	L	3-2	9986	46	1/17	107-128	@LA Lakers	L	25-21	15,157
6	10/30	118-114	New York	W	4-2	3739	47	1/19	117-132	@LA Lakers	L	25-22	13,469
7	11/1	132-114	Milwaukee	W	5-2	2324	48	1/21	113-107*	@San Francisco	W	26-22	3381
8	11/2	119-113	@Philadelphia	W	6-2	10,199	49	1/26	113-126	LA Lakers (Cle.)	L	26-23	9765
9	11/6	133-122	Chicago Bulls	W	7-2	2328	50	1/28	100-107	San Francisco	L	26-24	2827
10	11/9	110-104	@Chicago Bulls	W	8-2	6312	51	1/30	116-115	Phi. (Syracuse)	W	27-24	6128
11	11/12	126-115	@Baltimore	W	9-2	5525	52	1/31	101-116	@Boston	L	27-25	8463
12	11/13	111-115	Baltimore	L	9-3	5497	53	2/1	111-96	Seattle	W	28-25	6114
13	11/14	110-101	@New York	W	10-3	9214	54	1/4	125-114	Detroit (Houston)	W	29-25	41,163
14	11/15	105-116	@Boston	L	10-4	9318	55	2/5	93-110	@San Diego	L	29-26	4685
15	11/16	130-125	Atlanta	W	11-4	5027	56	2/6	124-103	Phoenix (Tucson, AZ)	W	30-26	3849
16	11/19	107-121	@Detroit	L	11-5	5438	57	2/7	97-102	@Seattle	L	30-27	7350
17	11/20	113-107	San Francisco	W	12-5	2557	58	2/8	117-116	@San Francisco	W	31-27	14,112
18	11/23	105-120	Philadelphia	L	12-6	7103	59	2/11	112-129	Phi. (Cleveland)	L	31-28	3737
19	11/27	91-94	@Atlanta	L	12-7	3393	60	2/12	114-118	San Diego	L	31-29	3733
20	11/29	122-112	Detroit (Cle.)	W	13-7	5318	61	2/15	111-101	@Chicago Bulls	W	32-29	7117
21	11/30	109-126	Atlanta	L	13-8	3706	62	2/16	113-125	Phoenix	L	32-30	3922
22	12/3	129-127	@Baltimore	W	14-8	3725	63	2/17	117-112	@Baltimore	W	33-30	7456
23	12/7	114-117*	Boston	L	14-9	5744	64	2/18	123-124	Atlanta (Cle.)	L	33-31	6287
24	12/8	120-115	New York (Cle.)	W	15-9	3501	65	2/19	110-100	New York	W	34-31	4109
25	12/10	107-96	@Milwaukee	W	16-9	3780	66	2/23	109-126	Baltimore	L	34-32	7145
26	12/11	116-110	San Diego	W	17-9	3571	67	2/25	119-120	Philadelphia	L	34-33	3820
27	12/13	130-123*	Phoenix (Cle.)	W	18-9	2114	68	2/27	112-127	@San Diego	L	34-34	6463
28	12/14	121-115	Milwaukee	W	19-9	2002	69	2/28	115-131	@San Francisco	L	34-35	4144
29	12/15	119-101	Phoenix (Omaha)	W	20-9	5886	70	3/1	122-134	@Seattle	L	34-36	9477
30	12/17	108-112	@LA Lakers	L	20-10	9092	71	3/3	113-107	@Seattle	W	35-36	4028
31	12/18	114-123	@Phoenix	L	20-11	3462	72	3/4	141-122	@Phoenix	W	36-36	3165
32	12/21	124-132	@San Diego	L	20-12	4596	73	3/6	112-110	@Milwaukee	W	37-36	9242
33	12/25	103-98	Chicago Bulls	W	21-12	4502	74	3/7	105-114	@Detroit	L	37-37	4850
34	12/26	96-104	@Chicago Bulls	L	21-13	2617	75	3/9	107-134	@Atlanta	L	37-38	6254
35	12/28	123-128	Philadelphia	L	21-14	3397	76	3/13	120-110	Boston	W	38-38	4531
36	12/31	114-112	@Boston	W	22-14	7069	77	3/14	128-130*	Baltimore (Cle.)	L	38-39	11,082
37	1/1	101-106	San Fran. (Cle.)	L	22-15	2505	78	3/15	108-121	@New York	L	38-40	19,500
38	1/2	113-109	Mil. (Madison, WI)	W	23-15	3116	79	3/19	136-128*	LA Lakers	W	39-40	4376
39	1/3	125-130	Baltimore	L	23-16	5572	80	3/21	119-145	Boston (Cle.)	L	39-41	6765
40	1/6	106-104	Chicago (Omaha)	W	24-16	8295	81	3/22	134-127	Seattle	W	40-41	2534
41	1/7	101-116	Milwaukee	L	24-17	1652	82	3/24	125-119	@Philadelphia	W	41-41	12,131

* = OT

FINAL STATISTICS

PLAYER	G.	MIN.	FGM	FGA	PCT.	FTM	FTA	PCT.	REB.	AST.	PF	DQ	PTS.	AVG.
Oscar Robertson	79	3461	656	1351	.486	643	767	.838	502	772	231	2	1955	24.7
Tom Van Arsdale	77	3059	547	1233	.444	398	533	.747	356	208	300	6	1492	19.4
Jerry Lucas	74	3075	555	1007	.551	247	327	.755	1360	306	206	0	1357	18.3
Connie Dierking	82	2540	546	1232	.443	243	319	.762	739	222	305	9	1335	16.3
Adrian Smith	73	1336	243	562	.432	217	269	.807	105	127	166	1	703	9.6
Walt Wesley	82	1334	245	534	.459	134	207	.647	403	47	191	0	624	7.6
John Tresvant* (Cin. only)	51	1681	239	531	.450	130	223	.583	419	103	193	5	608	11.9
Fred Hetzel (Cin. only)	31	685	140	287	.488	88	105	.838	140	29	94	3	368	11.9
Al Tucker (Cin. only)	28	626	126	265	.475	49	73	.671	122	19	75	2	301	10.8
Bill Dinwiddie	69	1028	124	352	.352	45	87	.517	242	55	146	0	293	4.2
Fred Foster	56	497	74	193	.383	43	66	.652	61	36	49	0	191	3.4
Pat Frink	48	363	50	147	.340	23	29	.793	41	55	54	1	123	2.6
Don Smith* (Cin. only)	20	108	18	43	.419	2	7	.286	31	4	17	0	38	1.9
Doug Sims	4	12	2	5	.400	0	0	.000	4	0	4	0	4	1.0
Royals	82	24357	3565	7742	.460	2262	3012	.751	4525	1983	2031	29	9392	114.5

* Did not finish season with team



1957-1972



36-46 5TH - EASTERN DIVISION

Head Coach Bob Cousy
(kneeling) with, from
left to right, Connie
Dierking, Johnny
Green, Tom Van
Arsdale.

G	DATE	SCORE	OPPONENT	W/L	REC.	ATT.
1	10/15	89-94	New York	L	0-1	5299
2	10/17	110-108	@Boston	W	1-1	13,755
3	10/18	123-134	Philadelphia	L	1-2	4744
4	10/22	109-116	LA Lakers	L	1-3	4713
5	10/24	126-131*	@Baltimore	L	1-4	5720
6	10/25	109-98	@Philadelphia	W	2-4	7509
7	10/30	104-106	@Phoenix	L	2-5	6699
8	10/31	121-129	@Seattle	L	2-6	4016
9	11/1	97-120	@San Francisco	L	2-7	7851
10	11/2	124-116	@LA Lakers	W	3-7	9947
11	11/5	133-120	San Diego	W	4-7	3281
12	11/6	109-130	San Francisco	L	4-8	3365
13	11/8	130-121	Baltimore	W	5-8	5532
14	11/12	116-107	Boston	W	6-8	4044
15	11/15	104-105	Detroit	L	6-9	4331
16	11/18	94-112	@New York	L	6-10	19,500
17	11/19	103-116	LA Lakers	L	6-11	3412
18	11/21	133-119	Chicago	W	7-11	3450
19	11/23	137-123	Phoenix	W	8-11	2866
20	11/24	129-104	@Milwaukee	W	9-11	7027
21	11/28	105-106	New York (Cle.)	L	9-12	10,438
22	11/29	111-128	@Atlanta	L	9-13	5482
23	11/30	115-107	Philadelphia	W	10-13	4774
24	12/2	107-129	@Baltimore	L	10-14	3662
25	12/3	117-118	Seattle	L	10-15	2456
26	12/5	156-127	Atlanta	W	11-15	3428
27	12/6	102-120	@Philadelphia	L	11-16	8128
28	12/9	103-101	@New York	W	12-16	18,877
29	12/10	122-121	Philadelphia	W	13-16	3102
30	12/11	116-119*	@Detroit	L	13-17	2888
31	12/13	110-126	@Phoenix	L	13-18	5786
32	12/14	137-130**	@Phoenix	W	14-18	7075
33	12/17	104-117	@Seattle	L	14-19	4472
34	12/19	117-109	@LA Lakers	W	15-19	11,193
35	12/20	111-126	@San Diego	L	15-20	4622
36	12/25	120-124*	San Francisco	L	15-21	4548
37	12/26	130-110	Atlanta (Cle.)	W	16-21	5629
38	12/27	112-110*	Milwaukee	W	17-21	11,665
39	12/29	110-103	@Detroit	W	18-21	5501
40	12/30	125-120	San Diego	W	19-21	5315
41	1/2	116-118	@Baltimore	L	19-22	4613

* = OT

G	DATE	SCORE	OPPONENT	W/L	REC.	ATT.
42	1/3	104-102	@Atlanta	W	20-22	5043
43	1/4	129-128	Baltimore	W	21-22	2861
44	1/6	128-124	Phoenix	W	22-22	3426
45	1/7	119-138	@Milwaukee	L	22-23	8058
46	1/11	118-125	Phoenix (Omaha)	L	22-24	6129
47	1/13	92-112	Milwaukee (Cle.)	L	22-25	11,197
48	1/15	120-130	@Chicago	L	22-26	7512
49	1/16	100-117	Atl. (Columbia, SC)	L	22-27	5204
50	1/18	116-141	@Philadelphia	L	22-28	6915
51	1/22	111-104	Boston	W	23-28	4045
52	1/24	109-125	@Milwaukee	L	23-29	10,746
53	1/25	129-122	Baltimore	W	24-29	3838
54	1/26	116-115	Chicago	W	25-29	6125
55	1/28	114-126	Milwaukee	L	25-30	8187
56	1/30	103-108	@Boston	L	25-31	6696
57	1/31	117-115	Detroit	W	26-31	4313
58	2/1	108-115	@Chicago	L	26-32	11,107
59	2/3	114-124	LA Lakers (Cle.)	L	26-33	6001
60	2/4	115-121	Seattle	L	26-34	2805
61	2/6	92-135	New York	L	26-35	7083
62	2/7	114-121	@New York	L	26-36	19,500
63	2/8	117-130	@Boston	L	26-37	9134
64	2/10	117-115	@Detroit	W	27-37	2158
65	2/11	124-113	Detroit (Omaha)	W	28-37	3546
66	2/13	128-110	@San Francisco	W	28-37	4632
67	2/15	123-150	@San Diego	L	28-38	4152
68	2/18	125-139	Atlanta (Mem.)	L	28-39	5711
69	2/21	127-119	Chicago	W	29-39	9551
70	2/22	136-116	Philadelphia	W	30-39	3913
71	3/1	114-120	@Milwaukee	L	30-40	10,746
72	3/2	110-118	Baltimore (Mem.)	L	30-41	4858
73	3/4	127-125	@San Diego	W	31-41	3428
74	3/6	122-126	@Seattle	L	31-42	13,102
75	3/7	121-119	@San Francisco	W	32-42	6128
76	3/8	116-144	@LA Lakers	L	33-43	14,229
77	3/11	127-144	Boston	L	33-44	3354
78	3/12	165-151	San Diego	W	34-44	2695
79	3/15	116-113	Seattle	W	35-44	9640
80	3/16	140-142*	Chicago (Omaha)	L	35-45	3652
81	3/20	111-118	San Francisco	L	35-46	8416
82	3/21	136-120	@New York	W	36-46	19,500

FINAL STATISTICS

PLAYER	G.	MIN.	FGM	FGA	PCT.	FTM	FTA	PCT.	REB.	AST.	PF	DQ	PTS.	AVG.
Oscar Robertson	69	2865	647	1267	.511	454	561	.809	422	558	175	1	1748	25.3
Tom Van Arsdale	71	2544	620	1376	.451	381	492	.774	463	155	247	3	1621	22.8
Connie Dierking	76	2448	521	1243	.419	230	306	.752	624	169	275	7	1272	16.7
Johnny Green	78	2278	481	860	.559	254	429	.592	841	112	268	6	1216	15.6
Fred Foster	73	2077	461	1026	.449	176	243	.724	310	107	209	2	1098	14.8
Jerry Lucas* (Cin. only)	4	118	18	35	.514	5	7	.714	45	9	5	0	41	10.3
Norm Van Lier	81	2895	302	749	.403	166	224	.741	409	500	329	18	770	9.5
Luther Rackley	66	1256	190	423	.449	124	195	.636	378	56	204	5	504	7.6
Herm Gilliam	57	1161	179	441	.406	68	91	.747	215	178	163	6	426	7.5
Bill Turner (Cin. only)	69	1095	188	451	.417	118	157	.752	290	42	187	3	494	7.2
Adrian Smith* (Cin. only)	32	453	60	148	.405	52	60	.867	33	45	56	0	172	5.4
Wally Anderzunas	44	370	65	166	.392	29	46	.630	82	9	47	1	159	3.9
Jim King (Cin. only)	31	286	34	83	.410	22	27	.815	46	42	39	0	90	2.9
Bob Cousy	7	34	1	3	.333	3	3	1.000	5	10	11	0	5	0.7
Royals	82	20662	3767	8271	.455	2082	2841	.733	4163	1992	2215	52	9616	117.3

*Did not finish season with team

1970-71 CINCINNATI ROYALS



1957-1972



33-49

3RD - CENTRAL DIVISION

Front row — from

left to right, Connie Dierking, Charles Paulk, Assistant Coach Draff Young, Executive Vice President and General Manager Joe Axelson, Head Coach Bob Cousy, Greg Hyder, Sam Lacey.

Back row — from

left to right, Trainer Joe Keefe, Norm Van Lier, Johnny Green, Nate Williams, Tom Van Arsdale, Darrell Imhoff, Moe Barr, Nate Archibald, Equipment Manager Richard Morgan.

G	DATE	SCORE	OPPONENT	W/L	REC.	ATT.	G	DATE	SCORE	OPPONENT	W/L	REC.	ATT.
1	10/14	104-128	New York	L	0-1	4658	42	1/9	110-114	Seattle	L	19-23	3879
2	10/17	105-123	Philadelphia	L	0-2	2482	43	1/14	120-126	LA Lakers (Toronto)	L	19-24	11,589
3	10/21	105-117	Baltimore	L	0-3	2114	44	1/15	116-135	@Milwaukee	L	19-25	10,746
4	10/23	126-131	@Boston	L	0-4	4910	45	1/16	114-113	Buffalo	W	20-25	2397
5	10/24	103-115	@New York	L	0-5	17,222	46	1/18	99-118	Phoenix (Omaha)	L	20-26	3149
6	10/26	126-107	Atlanta	W	1-5	2278	47	1/19	108-116	@San Francisco	L	20-27	2816
7	10/28	131-118	Seattle	W	2-5	1623	48	1/20	126-114	@Phoenix	W	21-27	5586
8	10/30	125-110	@Cleveland	W	3-5	3199	49	1/22	131-132*	@Seattle	L	21-28	12,657
9	10/31	100-121	Milwaukee	L	3-6	9634	50	1/24	131-142	@LA Lakers	L	21-29	12,543
10	11/3	112-115	@Detroit	L	3-7	5354	51	1/27	115-113	Baltimore	W	22-29	3608
11	11/4	115-133	Phoenix	L	3-8	2091	52	1/29	118-145	@Baltimore	L	22-30	4693
12	11/7	122-140	Boston	L	3-9	3538	53	1/30	116-110	San Diego	W	23-30	3176
13	11/10	138-121	@Portland	W	4-9	5166	54	1/31	99-131	@Chicago	L	23-31	10,096
14	11/11	120-127	@San Diego	L	4-10	4453	55	2/2	108-115	@New York	L	23-32	18,338
15	11/12	121-107	@San Francisco	W	5-10	2388	56	2/3	134-115	Boston	W	24-32	2456
16	11/13	109-115	@Phoenix	L	5-11	9802	57	2/5	110-114	@Boston	L	24-33	4012
17	11/18	107-128	Chicago	L	5-12	6128	58	2/6	109-118	Philadelphia	L	24-34	5022
18	11/19	106-98	@New York	W	6-12	16,073	59	2/7	118-121	@Atlanta	L	24-35	6053
19	11/21	114-102	Detroit	W	7-12	3312	60	2/11	101-119	@Seattle	L	24-36	13,012
20	11/25	120-138	San Diego	L	7-13	2790	61	2/12	119-133	@San Francisco	L	24-37	4799
21	11/27	113-109	@Philadelphia	W	8-13	10,394	62	2/13	116-120	@San Diego	L	24-38	4258
22	11/28	105-86	Cleveland	W	9-13	2614	63	2/14	113-125	@LA Lakers	L	24-39	13,523
23	12/2	111-119	Seattle	L	9-14	1823	64	2/16	109-102	Port. (Eugene, OR)	W	25-39	9300
24	12/5	106-131	Philadelphia	L	9-15	2821	65	2/17	117-133	@Phoenix	L	25-40	8006
25	12/6	118-126	@Baltimore	L	9-16	2645	66	2/19	109-125	@Cleveland	L	25-41	3896
26	12/7	124-113	San Fran. (Omaha)	W	10-16	2765	67	2/20	120-94	Buffalo	W	26-41	4161
27	12/9	118-106	Atlanta	W	11-16	2770	68	2/24	105-125	New York	L	26-42	5142
28	12/12	114-95	Cleveland	W	12-16	1833	69	2/26	111-135	@Milwaukee	L	26-43	10,746
29	12/16	102-118	LA Lakers	L	12-17	9141	70	2/28	121-131	@Philadelphia	L	26-44	10,109
30	12/18	122-137	@Chicago	L	12-18	10,293	71	3/1	94-98	Chi. (Las Cruces, NM)	L	26-44	9097
31	12/19	119-110	Milwaukee	W	13-18	5071	72	3/3	133-132*	@Baltimore	W	27-45	4501
32	12/20	135-136**	Detroit (Omaha)	L	13-19	2734	73	3/5	117-111	Portland (Omaha)	W	28-45	2098
33	12/23	120-115	Baltimore	W	14-19	2614	74	3/7	112-122	@Atlanta	L	28-46	7192
34	12/25	117-100	Cleveland	W	15-19	2713	75	3/10	120-118*	New York	W	29-46	6613
35	12/26	130-118	@Atlanta	W	16-19	5320	76	3/12	124-108	Boston (Omaha)	W	30-46	6158
36	12/28	114-137	@Mil. (Madison, WI)	L	16-20	8485	77	3/13	136-127	Atlanta	W	31-46	12,530
37	12/30	115-119	Detroit	L	16-21	5284	78	3/14	115-103	@Cleveland	W	32-46	3261
38	1/2	115-103	@Buffalo	W	17-21	3198	79	3/16	113-102	@Buffalo	W	33-46	11,248
39	1/5	146-112	LA Lakers (Omaha)	W	18-21	8156	80	3/17	92-110	San Francisco	L	33-47	5064
40	1/6	133-128*	Portland	W	19-21	2279	81	3/19	127-147	@Philadelphia	L	33-48	15,244
41	1/8	109-115	@Detroit	L	19-22	4978	82	3/21	110-135	@Boston	L	33-49	6550

* = OT

FINAL STATISTICS

PLAYER	G.	MIN.	FGM	FGA	PCT.	FTM	FTA	PCT.	REB.	AST.	PF	DQ	PTS.	AVG.
Tom Van Arsdale	82	3146	749	1642	.456	377	523	.721	499	181	294	3	1875	22.9
Johnny Green	75	2147	502	855	.587	248	402	.617	656	89	233	7	1252	16.7
Norm Van Lier	82	3324	478	1138	.420	359	440	.816	583	832	343	12	1315	16.0
Nate Archibald	82	2867	486	1095	.444	336	444	.757	242	450	218	2	1308	16.0
Sam Lacey	81	2648	467	1117	.418	156	227	.687	913	117	270	8	1090	13.5
Flynn Robinson	71	1368	374	817	.458	195	228	.855	143	138	161	0	943	13.3
Charles Paulk	68	1213	274	637	.430	79	131	.603	320	27	186	6	627	9.2
Darrell Imhoff	34	826	119	258	.461	37	73	.507	233	79	120	5	275	8.1
Fred Foster* (Cin. only)	1	21	3	8	.375	1	3	.333	4	0	2	0	7	7.0
Connie Dierking* (Cin. only)	1	23	3	16	.188	0	0	.000	7	1	5	0	6	6.0
Bob Arnzen	55	594	128	277	.462	45	52	.865	152	24	54	0	301	5.5
Greg Hyder	77	1359	183	409	.477	51	71	.718	332	48	187	2	417	5.4
Moe Barr	31	145	25	62	.403	11	13	.846	20	28	27	0	61	2.0
Tom Black (Cin. only)	16	100	10	33	.303	6	15	.400	34	2	20	0	26	1.6
Willie Williams (Cin. only)	9	49	4	10	.400	0	0	.000	13	6	6	0	8	0.9
Royals	82	20040	3805	8374	.454	1901	2622	.725	4151	2022	2126	45	9511	116.0
Opponents	82	20040	3795	8130	.467	2184	2991	.730	4675	2050	1979	37	9774	119.2

* Did not finish season with team

1971-72 CINCINNATI ROYALS



30-52 3RD - CENTRAL DIVISION

Front row — from left
to right, Sam Lacey,
Darrell Imhoff. Back
row — from left to
right, Matt Guokas,
Johnny Green, Ken
Durrett, Nate Williams.

G	DATE	SCORE	OPPONENT	W/L	REC.	ATT.	G	DATE	SCORE	OPPONENT	W/L	REC.	ATT.
1	10/12	127-113	Atlanta	W	1-0	5124	42	1/11	109-107*	@Buffalo	W	11-31	5866
2	10/19	100-101	Seattle	L	1-1	2967	43	1/12	108-107	LA Lakers	W	12-31	5231
3	10/23	100-104	@Portland	L	1-2	6603	44	1/14	126-102	Atlanta	W	13-31	3908
4	10/24	101-119	@Seattle	L	1-3	10,318	45	1/16	128-108	Cle. (Las Cruces, NM)	W	14-31	3980
5	10/26	99-126	@Phoenix	L	1-4	6901	46	1/20	87-104	Houston	L	14-32	3057
6	10/29	107-119	@LA Lakers	L	1-5	12,442	47	1/22	113-96	Cleveland	W	15-32	2597
7	10/30	112-116	@Golden State	L	1-6	3178	48	1/23	101-132	@Baltimore	L	15-33	2779
8	11/3	124-100	Philadelphia	W	2-6	2549	49	1/26	102-113	@Philadelphia	L	15-34	4320
9	11/6	110-95	Phoenix	W	3-6	3076	50	1/28	124-132	Baltimore	L	15-35	3792
10	11/8	109-120	Boston (Omaha)	L	3-7	6035	51	1/29	120-118	@Cleveland	W	16-35	4222
11	11/10	99-85	New York	W	4-7	3483	52	2/2	116-105	New York	W	17-35	3666
12	11/13	110-101	Golden State	W	5-7	4058	53	2/4	109-122	@Boston	L	17-36	7608
13	11/16	98-102	@Buffalo	L	5-8	4507	54	2/5	133-132*	Detroit	W	18-36	2999
14	11/17	103-113	Baltimore	L	5-9	2240	55	2/6	94-119	@Chicago	L	18-37	15,130
15	11/19	110-106	@Boston	W	6-9	9415	56	2/8	100-104	@Portland	L	18-38	8334
16	11/23	110-125	@New York	L	6-10	18,778	57	2/10	96-118	@Seattle	L	18-39	7523
17	11/24	114-112	Portland	W	7-10	2621	58	2/12	95-117	@Phoenix	L	18-40	10,766
18	11/26	114-128	@Cleveland	L	7-11	6219	59	2/13	111-112	@Houston	L	18-41	2933
19	11/27	81-114	Milwaukee	L	7-12	8858	60	2/15	118-125	@LA Lakers	L	18-42	15,161
20	11/30	118-103	@Baltimore	W	8-12	2379	61	2/17	97-111	Milwaukee	L	18-43	4480
21	12/1	101-109	Chicago	L	8-13	2207	62	2/18	109-133	@Cleveland	L	18-44	4623
22	12/3	82-120	@Milwaukee	L	8-14	9169	63	2/19	112-92	Cleveland	W	19-45	2730
23	12/4	98-100	Seattle	L	8-15	2643	64	2/20	101-92	@Atlanta	W	20-45	6067
24	12/7	91-115	@Buffalo	L	8-16	4619	65	2/23	110-106	Portland	W	21-45	2327
25	12/8	109-115	Philadelphia	L	8-17	1827	66	2/24	108-97	Buffalo (Dayton, OH)	W	22-45	2422
26	12/10	113-106*	@Philadelphia	W	9-17	8252	67	2/25	88-109	@LA Lakers	L	22-46	17,036
27	12/11	103-95	Cleveland	W	10-17	2196	68	2/26	106-122	@Seattle	L	22-46	13,089
28	12/12	83-96	Boston	L	10-18	1885	69	2/29	120-128	@Golden State	L	22-47	5670
29	12/15	108-127	Phoenix	L	10-19	2038	70	3/1	96-108	Houston (El Paso, TX)	L	22-48	8259
30	12/16	101-107	@Detroit	L	10-20	1931	71	3/5	125-114	@Boston	W	23-48	5630
31	12/18	116-126	Houston	L	10-21	1722	72	3/8	122-105	Phoenix	W	24-48	2387
32	12/19	99-101	@Atlanta	L	10-22	7192	73	3/10	104-100	Chicago	W	25-48	8487
33	12/22	103-106	Atlanta	L	10-23	3059	74	3/12	117-106	Golden State	W	26-48	2416
34	12/25	94-99	Boston	L	10-24	3321	75	3/15	116-121	LA Lakers	L	26-49	5516
35	12/28	87-119	@Baltimore	L	10-25	4502	76	3/18	106-115	@Atlanta	L	26-50	6831
36	12/29	102-107	Golden State	L	10-26	8543	77	3/19	136-105	Buffalo	W	27-50	3120
37	1/1	94-104	@New York	L	10-27	18,865	78	3/21	117-120	@Detroit	L	27-51	3035
38	1/5	106-115	Milwaukee	L	10-28	4007	79	3/22	135-130	Detroit	W	28-51	3459
39	1/7	132-151	@Detroit	L	10-29	3548	80	3/24	132-114	Baltimore	W	29-51	4022
40	1/8	87-97	Buffalo	L	10-30	2459	81	3/25	95-119	@Milwaukee	L	29-52	10,746
41	1/9	104-108*	@Chicago	L	10-31	5845	82	3/26	135-122	@Cleveland	W	30-52	10,289


* = OT

FINAL STATISTICS

PLAYER	G.	MIN.	FGM	FGA	PCT.	FTM	FTA	PCT.	REB.	AST.	PF	DQ	PTS.	AVG.
Nate Archibald	76	3272	734	1511	.486	677	824	.822	222	701	198	3	2145	28.2
Tom Van Arsdale	73	2598	550	1205	.456	299	396	.755	350	198	241	1	1399	19.2
Jim Fox (Cin. only)	71	2047	334	735	.454	207	269	.770	659	80	236	8	875	12.3
Nate Williams	81	2173	418	968	.432	127	172	.738	372	174	300	11	963	11.9
Sam Lacey	81	2832	410	972	.422	119	169	.704	968	173	284	6	939	11.6
John Mengelt	78	1438	287	605	.474	208	252	.825	148	146	163	0	782	10.0
Johnny Green	82	1914	331	582	.569	141	250	.564	560	120	238	5	803	9.8
Matt Guokas	61	1975	191	385	.496	64	83	.771	142	321	150	0	446	7.3
Norm Van Lier* (Cin. only)	10	275	28	90	.311	17	22	.773	58	51	32	1	73	7.3
Jake Jones (Cin. only)	11	161	22	54	.407	13	21	.619	20	10	19	0	57	5.2
Ken Durrett	19	233	31	79	.392	21	28	.750	39	14	41	0	83	4.4
Gil McGregor	42	532	66	182	.363	39	56	.696	148	18	120	4	171	4.1
Fred Taylor (Cin. only)	21	214	30	90	.333	11	19	.579	37	11	32	0	71	3.4
Darrell Imhoff* (Cin. only)	9	76	10	29	.345	3	8	.375	27	2	22	1	23	2.6
Sid Catlett	9	40	2	9	.222	2	9	.222	4	1	3	0	6	0.7
Royals	82	19780	3444	7496	.459	1948	2578	.756	3754	2020	2079	40	8836	107.8
Opponents	82	19780	3537	7588	.466	2093	2829	.740	4228	2028	1971	36	9167	111.8

* Did not finish season with team

1972-73 KANSAS CITY-OMAHA KINGS



36-46 4TH - MIDWEST DIVISION

(ON LEFT) Hall of Fame guard NATE "TINY" ARCHIBALD became the first player in NBA history to lead the league in scoring (34.0 ppg) and assists (11.4 apg) in 1972-73.

(ON RIGHT) Center SAM LACEY, who would play a franchise-record 888 games over an 11-year career with the Royals-Kings, averaged 13.5 ppg and 11.8 rpg in 1972-73.

G	DATE	SCORE	OPPONENT	W/L	REC.	ATT.	G	DATE	SCORE	OPPONENT	W/L	REC.	ATT.
1	10/11	94-129	LA Lakers (Omaha)	L	0-1	8373	42	12/30	107-113	@Golden State	L	20-22	6183
2	10/14	113-101	Detroit	W	1-1	5810	43	1/2	87-104	@Portland	L	20-23	5549
3	10/19	83-94	Baltimore	L	1-2	4064	44	1/3	100-107	@Seattle	L	20-24	10,266
4	10/21	108-101	Atlanta	W	2-2	6249	45	1/5	103-100	Detroit	W	21-24	4425
5	10/24	94-114	LA Lakers	L	2-3	8440	46	1/6	112-118	Phoenix (Omaha)	L	21-25	5331
6	10/26	107-114	Milwaukee	L	2-4	7776	47	1/9	115-116*	New York	L	21-26	7268
7	10/28	113-102	@Buffalo	W	3-4	6164	48	1/10	102-100	Chicago (Omaha)	W	22-26	3479
8	10/29	97-115	@Cleveland	L	3-5	2822	49	1/11	109-108	Golden State	W	23-26	4425
9	10/31	95-104	@Chicago	L	3-6	6844	50	1/12	98-117	@Milwaukee	L	23-27	10,725
10	11/1	85-122	New York (Omaha)	L	3-7	5866	51	1/15	135-108	Philadelphia	W	24-27	4470
11	11/3	114-101	@Philadelphia	W	4-7	3792	52	1/16	122-125	Seattle	L	24-28	4468
12	11/4	118-107	@Boston	W	5-7	8836	53	1/18	119-96	@Phoenix	W	25-28	8117
13	11/8	125-107	Phi. (Omaha)	W	6-7	2416	54	1/21	102-123	@LA Lakers	L	25-29	15,187
14	11/10	111-106	@Seattle	W	7-7	8156	55	1/25	115-129	@Golden State	L	25-30	6115
15	11/12	100-102	@Portland	L	7-8	8698	56	1/27	126-129	@Atlanta	L	25-31	7163
16	11/14	106-100	Buffalo (Omaha)	W	8-8	2009	57	2/1	98-96	Golden St. (Omaha)	W	26-31	6931
17	11/15	106-97	Seattle	W	9-8	4464	58	2/3	105-97	@Portland	W	27-31	9394
18	11/17	115-96	Cleveland	W	10-8	5080	59	2/4	120-98	@Seattle	W	28-31	11,140
19	11/18	127-117	Houston (Omaha)	W	11-8	2964	60	2/6	107-114	@Chicago	L	28-32	12,091
20	11/21	101-96	Phoenix	W	12-8	5075	61	2/7	105-98	Milwaukee	W	29-32	10,242
21	11/24	106-115	@Milwaukee	L	12-9	10,746	62	2/9	121-116	@Houston	W	30-32	5123
22	11/25	114-133	Golden State	L	12-10	7843	63	2/10	101-102	Chicago	L	30-33	10,020
23	11/28	92-91	@Chicago	W	13-10	8484	64	2/13	132-118	Houston	W	31-33	10,359
24	11/29	110-102	Portland	W	14-10	5518	65	2/14	101-104	Boston (Omaha)	L	31-34	9736
25	12/1	97-106*	Chicago	L	14-11	6289	66	2/17	104-111	@Milwaukee	L	31-35	10,746
26	12/2	114-109	@Houston	W	15-11	3572	67	2/18	100-144	@Detroit	L	31-36	6705
27	12/5	103-125	@New York	L	15-12	19,694	68	2/20	106-113	@Buffalo	L	31-37	5235
28	12/6	117-122	@Philadelphia	L	15-13	2897	69	2/22	113-116*	Mil. (Omaha)	L	31-38	9536
29	12/8	100-113	@Detroit	L	15-14	5506	70	2/25	109-111	Phoenix	L	31-39	10,007
30	12/9	112-120	@Baltimore	L	15-15	1828	71	2/27	107-103	@LA Lakers	W	32-39	15,343
31	12/10	130-115	Atlanta	W	16-15	7002	72	2/28	109-107	@Phoenix	W	33-39	7230
32	12/12	100-99	Cleveland (Omaha)	W	17-15	2487	73	3/2	112-117	@Golden State	L	33-40	8047
33	12/15	140-132*	Detroit (Omaha)	W	18-15	3816	74	3/8	105-93	Baltimore (Omaha)	W	34-40	7896
34	12/17	102-112	@Phoenix	L	18-16	6537	75	3/10	102-125	@New York	L	34-41	19,694
35	12/18	113-95	Portland	W	19-16	4099	76	3/13	99-103	@Baltimore	L	34-42	4952
36	12/19	102-119	@Atlanta	L	19-17	5418	77	3/16	99-114	@Cleveland	L	34-43	6223
37	12/20	121-110	Seattle (Omaha)	W	20-17	3745	78	3/18	105-109	@Boston	L	34-44	14,481
38	12/22	90-118	Boston	L	20-18	9705	79	3/19	106-105	Portland (Omaha)	W	35-44	8057
39	12/25	99-104	Milwaukee	L	20-19	8605	80	3/20	119-115	Buffalo	W	36-44	7238
40	12/26	103-117	@Chicago	L	20-20	9218	81	3/21	118-124	LA Lakers	L	36-45	10,277
41	12/29	92-123	@LA Lakers	L	20-21	17,162	82	3/24	98-110	@Detroit	L	36-46	6272

* = OT

FINAL STATISTICS

PLAYER	G.	MIN.	FGM	FGA	PCT.	FTM	FTA	PCT.	REB.	AST.	PF	DQ	PTS.	AVG.
Nate Archibald	80	3681	1028	2106	.488	663	783	.847	223	910	207	2	2719	34.0
Sam Lacey	79	2930	471	994	.474	126	178	.708	933	189	283	6	1068	13.5
Tom Van Arsdale* (KC-O only)	49	1282	250	547	.457	110	140	.786	173	90	123	1	610	12.4
Nate Williams	80	1979	417	874	.477	106	133	.797	339	128	272	9	940	11.8
Matt Guokas	79	2846	322	565	.570	74	90	.822	245	403	190	0	718	9.1
John Block (KC-O only)	25	483	80	180	.444	64	76	.842	120	19	69	1	224	9.0
Don Kojis	77	1240	276	575	.480	106	137	.774	198	80	128	0	658	8.5
Ron Riley	74	1634	273	634	.431	79	116	.681	507	76	226	3	625	8.4
Johnny Green	66	1245	190	317	.599	89	131	.679	361	59	185	7	469	7.1
John Mengelt* (KC-O only)	12	212	26	68	.382	11	19	.579	22	25	24	0	63	5.3
Mike Ratliff	58	681	98	235	.417	45	84	.536	194	38	111	1	241	4.2
Toby Kimball	67	743	96	220	.436	44	67	.657	191	27	86	2	236	3.5
Dick Gibbs (KC-O only)	66	733	80	221	.362	47	63	.746	94	61	113	1	207	3.1
Ken Durrett	8	65	8	21	.381	6	8	.750	14	3	16	0	22	2.8
Sam Sibert	5	26	4	13	.308	4	5	.800	4	0	4	0	12	2.4
Frank Schade	9	76	2	7	.286	6	6	1.000	6	10	12	0	10	1.1
Pete Cross* (KC-O only)	3	24	0	4	.000	0	0	.000	4	0	5	0	0	0.0
Kings	82	19780	3621	7581	.478	1580	2036	.776	3628	2118	2054	33	8822	107.6
Opponents	82	19780	3698	7640	.484	1665	2174	.766	3961	1885	1816	9	9061	110.5

* Did not finish season with team

1973-74 KANSAS CITY-OMAHA KINGS



33-49 4TH - MIDWEST DIVISION

Front row — from left to right, Mike D'Antoni, Jimmy Walker, Don Kojis, Sam Lacey, Nate Archibald, Nate Williams, Ken Durrett, Howard Komives.
Back row — from left to right, Trainer Bill Jones, Team Physician Dr. Howard Ellfeldt, Equipment Manager Bob Van Houten, Larry McNeill, John Block, Otto Moore, Ron Behagan, Head Coach Phil Johnson, Executive Vice President H. Paul Rosenberg, President and General Manager Joe Axelson.

G	DATE	SCORE	OPPONENT	W/L	REC.	ATT.	G	DATE	SCORE	OPPONENT	W/L	REC.	ATT.
1	10/10	90-105	Chicago	L	0-1	5681	42	1/2	109-97	Boston	W	15-27	5464
2	10/12	88-84	Chicago (Omaha)	W	1-1	4277	43	1/3	105-120	@Milwaukee	L	15-28	8936
3	10/13	117-102	@Atlanta	W	2-1	11,476	44	1/4	112-97	Phoenix	W	16-28	5524
4	10/17	108-106	@Seattle	W	3-1	9618	45	1/6	105-109	@LA Lakers	L	16-29	13,437
5	10/19	99-111	@Portland	L	3-2	8717	46	1/8	110-129	@Portland	L	16-30	6423
6	10/20	81-100	@Golden State	L	3-3	4224	47	1/9	96-100	@Seattle	L	16-31	10,048
7	10/24	91-92	LA Lakers (Omaha)	L	3-4	5346	48	1/11	117-100	@Phoenix	W	17-31	6747
8	10/26	98-93	Phoenix	W	4-4	4915	49	1/13	103-99	Portland (Omaha)	W	18-31	3586
9	10/28	100-112	Buffalo	L	4-5	5218	50	1/18	115-116	LA Lakers	L	18-32	8423
10	10/30	78-112	Milwaukee	L	4-6	5710	51	1/19	111-108	Cleveland	W	19-32	5647
11	11/2	109-115	Seattle	L	4-7	5209	52	1/20	79-105	@Detroit	L	19-33	8906
12	11/4	91-92	Golden State	L	4-8	4640	53	1/22	103-96	Portland	W	20-33	5156
13	11/9	96-109	Capital (Omaha)	L	4-9	4182	54	1/25	118-113	@Buffalo	W	21-33	10,297
14	11/10	83-84	@Milwaukee	L	4-10	8725	55	1/27	98-119	@Boston	L	21-34	7280
15	11/11	103-93	@Cleveland	W	5-10	2802	56	1/30	88-108	NY (Omaha)	L	21-35	9067
16	11/14	118-116*	Houston	W	6-10	4566	57	2/1	88-99	@Chicago	L	21-36	6133
17	11/16	98-125	@Detroit	L	6-11	5589	58	2/6	95-112	Chicago (Omaha)	L	21-37	5392
18	11/17	110-123	Boston	L	6-12	8202	59	2/8	104-99	@Portland	W	22-37	5140
19	11/20	103-109	Philadelphia	L	6-13	4617	60	2/9	121-120	@Golden State	W	23-37	5597
20	11/21	90-103	Phi. (Omaha)	L	6-14	3494	61	2/10	103-119	@Seattle	L	23-38	13,608
21	11/23	102-119	@Boston	L	6-15	13,192	62	2/12	106-113	@Detroit	L	23-39	4545
22	11/24	131-143	@Buffalo	L	6-16	16,063	63	2/13	87-89	@Capital	L	23-40	5842
23	11/25	99-104	Seattle	L	6-17	4618	64	2/15	89-92	@Philadelphia	L	23-41	5274
24	11/27	110-129	Atlanta	L	6-18	8119	65	2/19	92-86	LA Lakers	W	24-41	5935
25	11/29	99-119	@Phoenix	L	6-19	6386	66	2/20	116-97	Golden St. (Omaha)	W	25-41	4743
26	11/30	107-123	@LA Lakers	L	6-20	13,831	67	2/22	119-104	Phoenix	W	26-41	8309
27	12/1	108-120	@Golden State	L	6-21	9023	68	2/24	93-100	Milwaukee	L	26-42	9128
28	12/5	117-105	Atlanta (Omaha)	W	7-21	5227	69	2/26	101-118	@Houston	L	26-43	2076
29	12/7	113-102	@Philadelphia	W	8-21	2889	70	2/27	85-76	@Atlanta	W	27-43	6859
30	12/9	80-86	Detroit (Omaha)	L	8-22	3264	71	3/1	100-107	@LA Lakers	L	27-44	12,715
31	12/11	104-105	@Chicago	L	8-23	5012	72	3/3	100-113	@Phoenix	L	27-45	4780
32	12/15	107-116	@New York	L	8-24	19,166	73	3/4	103-109	@Milwaukee	L	27-46	9012
33	12/16	105-104	Detroit	W	9-24	4747	74	3/6	99-111	Mil. (Omaha)	L	27-47	7182
34	12/19	106-92	Cle. (Omaha)	W	10-24	6047	75	3/9	106-96	Seattle (Omaha)	W	28-47	4070
35	12/20	92-98	Capital	L	10-25	5096	76	3/12	93-91	@Chicago	W	29-47	6103
36	12/22	122-112	Buffalo	W	11-25	7547	77	3/17	125-114	Houston (Omaha)	W	30-47	5077
37	12/23	101-93	Golden State	W	12-25	5232	78	3/18	114-105	Portland	W	31-47	5104
38	12/26	95-110	@Houston	L	12-26	2452	79	3/20	86-87	Chicago	L	31-48	5896
39	12/27	110-100	@Cleveland	W	13-26	5417	80	3/22	107-105	Detroit	W	32-48	6390
40	12/29	106-102	@Capital	W	14-26	9140	81	3/23	107-106	@New York	W	33-48	19,694
41	12/30	85-102	New York	L	14-27	6645	82	3/26	98-118	@Milwaukee	L	33-49	10,938

* = OT

FINAL STATISTICS

PLAYER	G.	MIN.	FGM	FGA	PCT.	FTM	FTA	PCT.	OFF.	DEF.	TOT.	AST.	PF	DQ	STL.	BLK.	PTS.	AVG.
Jimmy Walker (KC-O)	72	2920	575	1228	.468	273	332	.822	39	163	202	303	166	0	81	9	1423	19.8
Nate Archibald	35	1272	222	492	.451	173	211	.820	21	64	85	266	76	0	56	7	617	17.6
Nate Williams	82	2513	538	1165	.462	193	236	.818	118	226	344	182	290	5	149	34	1269	15.5
Sam Lacey	79	3107	467	982	.476	185	247	.749	293	762	1055	299	254	3	126	184	1119	14.2
Don Kojis	77	2091	400	836	.478	210	272	.772	126	257	383	110	157	2	77	15	1010	13.1
Ron Behagen	80	2059	357	827	.432	162	212	.764	188	379	567	134	291	9	56	37	876	11.0
Matt Guokas* (KC-O)	9	315	41	83	.494	8	12	.667	2	19	21	36	21	1	8	1	90	10.0
John Block	82	1777	275	634	.434	164	206	.796	129	260	389	94	229	2	68	35	714	8.7
Larry McNeill	54	516	106	220	.482	99	140	.707	60	86	146	24	76	0	35	6	311	5.8
Ron Riley* (KC-O)	12	170	24	57	.421	14	24	.583	13	43	56	8	27	0	3	2	62	5.2
Mike D'Antoni	52	989	107	266	.402	33	47	.702	24	69	93	123	112	0	75	15	247	4.8
Ken Durrett	45	462	86	176	.489	42	69	.609	28	50	78	19	68	0	13	5	214	4.8
Howard Komives	44	830	78	192	.406	33	38	.868	10	33	43	97	83	0	32	3	189	4.3
Otto Moore (KC-O)	65	633	88	171	.515	35	54	.648	60	140	200	47	62	0	16	31	211	3.2
Ted Manakas	5	45	4	10	.400	4	4	1.000	0	3	3	2	4	0	1	0	12	2.4
Justus Thigpen	1	2	1	3	.333	0	0	.000	1	0	1	0	0	0	0	0	2	2.0
Mike Ratliff	2	4	0	0	.000	0	0	.000	0	0	0	0	0	0	0	0	0	0.0
Kings	82	19705	3369	7342	.459	1628	2104	.774	1112	2554	3666	1744	1916	22	796	384	8366	102.0
Opponents	82	19705	3580	7514	.476	1512	1950	.775	1210	2650	3860	1916	1907	22	723	373	8672	105.8

*Did not finish season with team

1974-75 KANSAS CITY-OMAHA KINGS



44-38
2nd - Midwest Division

Front row — from left to right, Don May, Scott Wedman, Jimmy Walker, Sam Lacey, Nate Archibald, Mike D'Antoni, Rick Adelman. **Back row — from left to right,** Trainer Bill Jones, Team Physician Dr. Howard Ellfeldt, Assistant Coach Dan Sparks, Ollie Johnson, Len Kosmalski, Ron Behagan, Larry McNeill, Assistant General Manager Larry Staverman, Head Coach Phil Johnson, President and General Manager Joe Axelson, Managing Director H. Paul Rosenberg.

G	DATE	SCORE	OPPONENT	W/L	REC.	ATT.	G	DATE	SCORE	OPPONENT	W/L	REC.	ATT.
1	10/19	94-91	@Phoenix	W	1-0	5377	42	1/5	106-115	Houston	L	20-22	8138
2	10/20	105-95	@LA Lakers	W	2-0	11,128	43	1/7	108-99	Milwaukee	W	21-22	6506
3	10/22	121-123	Washington	L	2-1	5385	44	1/10	94-102	@Philadelphia	L	21-23	6125
4	10/23	99-98	Chicago (Omaha)	W	3-1	4622	45	1/17	107-90	New York	W	22-23	1002
5	10/25	112-91	@Chicago	W	4-1	6942	46	1/19	97-109	Phoenix	L	22-24	13,155
6	10/30	99-97	Milwaukee	W	5-1	5213	47	1/21	109-106	Portland	W	23-24	5856
7	11/2	97-120	@Houston	L	5-2	3457	48	1/22	88-97	@Washington	L	23-25	4719
8	11/3	79-86	Chicago	L	5-3	4421	49	1/24	87-96	@Boston	L	23-26	10,952
9	11/5	115-97	New OrL. (Omaha)	W	6-3	3588	50	1/25	112-103	@New York	W	24-26	19,694
10	11/6	104-118	@Detroit	L	6-4	7202	51	1/29	106-102	Mil. (Omaha)	W	25-26	9185
11	11/10	99-102	Boston	L	6-5	8231	52	2/2	127-101	Golden State	W	26-26	9365
12	11/12	99-103	Houston (Omaha)	L	6-6	3038	53	2/3	100-87	Phi. (Omaha)	W	27-26	7128
13	11/13	81-118	@Washington	L	6-7	5521	54	2/5	90-82	Portland	W	28-26	6434
14	11/15	110-109	@Boston	W	7-7	13,192	55	2/6	95-94	Mil. (Madison, WI)	W	29-26	8108
15	11/16	96-101	@Buffalo	L	7-8	8274	56	2/8	91-92*	@Cleveland	L	29-27	4761
16	11/19	97-87	Detroit	W	8-8	4847	57	2/12	103-102	Boston (Omaha)	W	30-27	9728
17	11/21	96-106	Milwaukee	L	8-9	5553	58	2/14	132-112	@Buffalo	W	31-27	12,107
18	11/23	103-100	@Atlanta	W	9-9	3960	59	2/15	93-81	@Detroit	W	32-27	7175
19	11/24	109-94	Cleveland	W	10-9	4573	60	2/16	102-99	Detroit	W	33-27	13,981
20	11/26	93-90	@Chicago	W	11-9	7321	61	2/19	115-92	LA Lakers	W	34-27	8329
21	11/27	107-89	LA Lakers	W	12-9	6465	62	2/25	93-90	Milwaukee	W	35-27	11,762
22	11/29	99-102	@Milwaukee	L	12-10	10,938	63	2/28	107-114*	@New Orleans	L	35-28	5370
23	12/2	106-110	Seattle (Omaha)	L	12-11	4551	64	3/1	95-108	@Atlanta	L	35-29	3831
24	12/4	105-109	@Philadelphia	L	12-12	7027	65	3/2	122-112	Detroit	W	36-29	14,843
25	12/5	91-124	@Cleveland	L	12-13	4493	66	3/4	103-99	Phoenix (Omaha)	W	37-29	4127
26	12/8	96-92	@Detroit	W	13-13	5134	67	3/6	111-110	Buffalo	W	38-29	8644
27	12/10	102-106	@New York	L	13-14	16,366	68	3/8	99-103	Seattle	L	38-30	12,389
28	12/12	113-105	@Milwaukee	W	14-14	10,938	69	3/9	99-106	@Detroit	L	38-31	7979
29	12/13	88-84	Detroit (Omaha)	W	15-14	4702	70	3/10	96-103	@Milwaukee	L	38-32	10,938
30	12/14	84-123	@Houston	L	15-15	2026	71	3/14	103-102	Wash. (Omaha)	W	39-32	8524
31	12/17	111-110	Buffalo	W	16-15	5188	72	3/18	105-101	Atlanta	W	40-32	7242
32	12/19	113-117	New York	L	16-16	6617	73	3/20	101-95	New Orleans	W	41-32	6138
33	12/20	73-96	@Chicago	L	16-17	5021	74	3/21	98-104	@Chicago	L	41-33	14,792
34	12/21	107-84	Golden State	W	17-17	5751	75	3/23	103-101	Chicago	W	42-33	16,805
35	12/23	97-87	Chicago	W	18-17	6454	76	3/25	110-112	@New Orleans	L	42-34	3388
36	12/27	108-98	@Seattle	W	19-17	13,216	77	3/27	103-111	@Golden State	L	42-35	12,787
37	12/29	103-99	@Portland	W	20-17	11,620	78	3/28	103-114	@LA Lakers	L	42-36	11,243
38	12/30	102-110	@Golden State	L	20-18	7374	79	3/29	104-100	@Phoenix	W	43-36	6450
39	1/1	97-102	Atlanta	L	20-19	6376	80	4/2	96-99	@Seattle	L	43-37	13,628
40	1/3	95-107	Philadelphia	L	20-20	6035	81	4/4	110-116	@Portland	L	43-38	11,122
41	1/4	88-100	@Chicago	L	20-21	8771	82	4/6	95-94	Cle. (Omaha)	W	44-38	8895

* = OT

1974-75 PLAYOFFS

Semifinals (2-4)

April 9	KC-Omaha	89	@	Chicago	95	April 18	KC-Omaha	104	vs.	Chicago	100 (OT)
April 13	KC-Omaha	102	vs.	Chicago	95	April 20	KC-Omaha	77	@	Chicago	104
April 16	KC-Omaha	90	@	Chicago	93	April 23	KC-Omaha	89	vs.	Chicago	101

FINAL STATISTICS

PLAYER	G.	MIN.	FGM	FGA	PCT.	FTM	FTA	PCT.	OFF.	DEF.	TOT.	AST.	PF	DQ	STL.	BLK.	PTS.	AVG.
Nate Archibald	82	3244	759	1664	.456	652	748	.872	48	174	222	557	187	0	119	7	2170	26.5
Jimmy Walker	81	3122	553	1164	.475	247	289	.855	51	188	239	226	222	2	85	13	1353	16.7
Nate Williams* (KC-O)	50	1131	265	584	.454	97	118	.822	58	121	179	78	152	2	53	24	627	12.5
Sam Lacey	81	3378	392	917	.427	144	191	.754	228	921	1149	428	274	4	139	168	928	11.5
Scott Wedman	80	2554	375	806	.465	139	170	.818	202	288	490	129	270	2	81	27	889	11.1
Ron Behagen	81	2205	333	834	.399	199	264	.754	146	446	592	153	301	8	60	42	865	10.7
Larry McNeill	80	1749	296	645	.459	189	241	.784	149	348	497	73	229	1	69	27	781	9.8
Ollie Johnson (KC-O)	30	508	64	130	.492	33	37	.892	27	39	66	30	69	0	17	13	161	5.4
Don Kojis	21	232	46	98	.469	20	30	.667	14	25	39	10	31	0	12	1	112	5.3
Ken Durrett* (KC-O)	21	175	32	78	.410	11	20	.550	14	26	40	8	30	0	5	4	75	3.6
Mike D'Antoni	67	759	69	173	.399	28	36	.778	13	64	77	107	106	0	67	12	166	2.5
Don May	29	139	27	54	.500	10	12	.833	4	9	13	5	21	0	4	2	64	2.2
Rick Adelman (KC-O)	18	121	13	28	.464	4	5	.800	6	8	14	8	12	0	7	1	30	1.7
Len Kosmalski	67	413	33	83	.398	24	29	.828	31	88	119	41	64	0	6	6	90	1.3
Kings	82	19705	3257	7258	.449	1797	2190	.821	991	2745	3736	1853	1968	19	724	347	8311	101.4
Opponents	82	19705	3410	7400	.461	1515	1972	.768	1060	2812	3872	1840	2029	25	606	312	8335	101.6

*Did not finish season with team



1975-1985



31-51 3RD - MIDWEST DIVISION

Front row — from left to right, Assistant Coach Dan Sparks, Lee Winfield, Jimmy Walker, Nate Archibald, Sam Lacey, Glenn Hansen, Ollie Johnson, Head Coach Phil Johnson. Back row — from left to right, Trainer Bill Jones, Assistant General Manager Larry Staverman, Scott Wedman, Rick Roberson, Larry McNeill, Bob Bigelow, Bill Robinzine, Matt Guokas, President and General Manager Joe Axelson, Managing Director H. Paul Rosenberg.

* = OT

G	DATE	SCORE	OPPONENT	W/L	REC.	ATT.	G	DATE	SCORE	OPPONENT	W/L	REC.	ATT.
1	10/23	95-107	@Washington	L	0-1	14,882	42	1/17	94-102	Portland (Omaha)	L	14-28	7347
2	10/29	91-92	Seattle	L	0-2	9464	43	1/20	103-116	Golden State	L	14-29	7129
3	10/30	113-117	@New York	L	0-3	14,164	44	1/23	97-113	@Milwaukee	L	14-30	10,938
4	11/1	106-100	Phoenix	W	1-3	6632	45	1/25	118-110	Chicago	W	15-30	6857
5	11/4	116-98	LA Lakers	W	2-3	8476	46	1/27	107-89	Milwaukee	W	16-30	5887
6	11/7	88-92	@Portland	L	2-4	9448	47	1/29	119-86	Houston	W	17-30	5207
7	11/9	112-125	@LA Lakers	L	2-5	12,525	48	1/30	94-101	@Detroit	L	17-31	4770
8	11/12	107-92	@Seattle	W	3-5	11,213	49	1/31	104-96	@Chicago	W	18-31	6215
9	11/15	92-123	@Golden State	L	3-6	12,787	50	2/5	117-109	LA Lakers	W	19-31	6048
10	11/19	103-113	@Philadelphia	L	3-7	10,729	51	2/6	101-108	@New Orleans	L	19-32	17,624
11	11/21	107-98	Chicago (Omaha)	W	4-7	5482	52	2/8	93-94	Detroit	L	19-33	6232
12	11/26	104-120	@Detroit	L	4-8	7966	53	2/9	86-105	@Houston	L	19-34	3588
13	11/27	95-91	@Cleveland	W	5-8	7898	54	2/10	89-111	@Atlanta	L	19-35	3076
14	11/28	98-97	New Orleans	W	6-8	8075	55	2/13	96-101	Buffalo	L	19-36	6747
15	11/30	110-98	New York	W	7-8	6385	56	2/17	125-107	Philadelphia	W	20-36	5699
16	12/2	90-101	Seattle	L	7-9	7670	57	2/18	103-91	Golden St. (Omaha)	W	21-36	8173
17	12/4	105-101	Cleveland	W	8-9	7711	58	2/21	97-116	Portland	L	21-37	7361
18	12/5	95-103	@Milwaukee	L	8-10	10,938	59	2/24	120-117*	@Phoenix	W	22-37	6416
19	12/6	84-98	Philadelphia	L	8-11	9101	60	2/27	90-97	@LA Lakers	L	22-38	13,870
20	12/9	107-126	@Buffalo	L	8-12	7403	61	2/28	105-119	@Portland	L	22-39	9452
21	12/10	100-94	Atlanta	W	9-12	4820	62	3/2	127-113	Detroit	W	23-39	6586
22	12/12	109-99	Chicago	W	10-12	7138	63	3/4	95-99	@Milwaukee	W	23-40	10,209
23	12/13	101-115	@Atlanta	L	10-13	4403	64	3/5	111-93	Seattle	W	24-40	5852
24	12/14	105-115	Golden State	L	10-14	4946	65	3/7	113-97	Milwaukee	W	25-40	6666
25	12/16	100-111	Houston	L	10-15	4654	66	3/12	95-73	@Chicago	W	26-40	5019
26	12/17	104-118	@Bos. (Hartford, CT)	L	10-16	11,243	67	3/13	118-121	Mil. (Omaha)	L	26-41	6666
27	12/20	110-117	Buffalo	L	10-17	6256	68	3/14	114-113*	Atlanta	W	27-41	7014
28	12/23	97-111	@LA Lakers	L	10-18	11,696	69	3/18	102-110	@Washington	L	27-42	10,520
29	12/25	111-122	@Phoenix	L	10-19	11,114	70	3/19	117-120*	@Boston	L	27-43	15,320
30	12/26	87-90	@Seattle	L	10-20	13,673	71	3/21	112-101	Chicago	W	28-43	7256
31	12/28	87-103	Detroit (Omaha)	L	10-21	5112	72	3/23	106-101	Washington	W	29-43	7476
32	12/30	106-110	@Cleveland	L	10-22	15,387	73	3/24	117-130	@Detroit	L	29-44	5456
33	1/3	95-120	@New Orleans	L	10-23	11,117	74	3/27	100-117	@Phoenix	L	29-45	9386
34	1/4	98-86	Phoenix	W	11-23	5040	75	3/28	117-134	@Golden State	L	29-46	12,035
35	1/6	98-103	Washington	L	11-24	5131	76	3/30	113-114	@Portland	L	29-47	8205
36	1/7	108-106	@Houston	W	12-24	5147	77	4/2	107-120	@Milwaukee	L	29-48	10,579
37	1/8	97-107	New Orleans	L	12-25	5435	78	4/3	104-101	Cle. (Omaha)	W	30-48	5827
38	1/10	84-111	@Chicago	L	12-26	7236	79	4/4	95-115	@New York	L	30-49	13,117
39	1/11	105-99	Detroit	W	13-26	6284	80	4/8	131-104	Boston	W	31-49	8002
40	1/14	106-101	Boston	W	14-26	7199	81	4/9	108-112	@Philadelphia	L	31-50	11,652
41	1/16	90-102	New York	L	14-27	7632	82	4/11	98-99	@Buffalo	L	31-51	11,088

FINAL STATISTICS

PLAYER	G.	MIN.	FGM	FGA	PCT.	FTM	FTA	PCT.	OFF.	DEF.	TOT.	AST.	PF	DQ	STL.	BLK.	PTS.	AVG.
Nate Archibald	78	3184	717	1583	.453	501	625	.802	67	146	213	615	169	0	126	15	1935	24.8
Jimmy Walker	73	2490	459	950	.483	231	267	.865	49	128	177	176	186	2	87	14	1149	15.7
Scott Wedman	82	2968	538	1181	.456	191	245	.780	199	407	606	199	280	8	103	36	1267	15.5
Sam Lacey	81	3083	409	1019	.401	217	286	.759	218	806	1024	378	286	7	132	134	1035	12.8
Ollie Johnson	81	2150	348	678	.513	125	149	.839	116	241	357	146	217	4	67	42	821	10.1
Larry McNeill	82	1613	295	610	.484	207	273	.758	157	353	510	72	244	2	51	32	797	9.7
Bill Robinzine	75	1327	229	499	.459	145	198	.732	128	227	355	60	290	19	80	8	603	8.0
Glenn Hansen	66	1145	173	420	.412	85	117	.726	77	110	187	67	144	1	47	13	431	6.5
Lee Winfield	22	214	32	66	.485	9	14	.643	8	16	24	19	14	0	10	6	73	3.3
Matt Guokas (KC)	38	515	37	99	.374	9	16	.563	18	29	47	42	53	0	13	2	83	2.2
Rick Roberson	74	709	73	180	.406	42	103	.408	74	159	233	53	126	1	18	17	188	2.5
Len Kosmalski	9	93	8	20	.400	4	7	.571	9	16	25	12	11	0	3	4	20	2.2
Bob Bigelow	31	163	16	47	.340	24	33	.727	9	20	29	9	18	0	4	1	56	1.8
Mike D'Antoni	9	101	7	27	.259	2	2	1.0004	10	14	16	18	0	10	0	16	1.8	
Kings	82	19755	3341	7379	.453	1792	2335	.767	1133	2668	3801	1864	2056	44	751	324	8474	103.3
Opponents	82	19755	3477	7454	.466	1753	2310	.759	1153	2778	3931	1825	2124	26	680	321	8707	106.2

1976-77 KANSAS CITY KINGS



1975-1985



40-42 4TH - MIDWEST DIVISION

Front row — from left to right, Ollie Johnson, Mike Barr, Sam Lacey, Scott Wedman, Ron Boone, Brian Taylor. **Back row — from left to right,** Team Physician Dr. Howard Ellfeldt, Assistant Coach Dan Sparks, Glenn Hansen, Bob Bigelow, Richard Washington, Jim Eakins, Bill Robinzine, Andre McCarter, Head Coach Phil Johnson, Trainer Bill Jones.

G	DATE	SCORE	OPPONENT	W/L	REC.	ATT.	G	DATE	SCORE	OPPONENT	W/L	REC.	ATT.
1	10/22	96-99	Detroit	L	0-1	10,577	42	1/15	115-90	@Atlanta	W	20-22	2576
2	10/23	99-120	@Denver	L	0-2	15,683	43	1/18	111-113	LA Lakers	L	20-23	6410
3	10/26	117-115*	LA Lakers	W	1-2	6418	44	1/20	123-92	New York	W	21-23	5844
4	10/29	130-102	San Antonio	W	2-2	8832	45	1/22	132-104	Buffalo	W	22-23	12,134
5	10/30	102-112	@Indiana	L	2-3	9424	46	1/23	111-119	@Milwaukee	L	22-24	9989
6	11/1	105-101	New York	W	3-3	5203	47	1/26	101-95	New Orleans	W	23-24	7595
7	11/3	126-106	Seattle	W	4-3	6309	48	1/28	105-94	Chicago	W	24-24	6329
8	11/5	112-103	Indiana	W	5-3	6563	49	1/29	112-105	@New York	W	25-24	15,492
9	11/7	96-107	@LA Lakers	L	5-4	9707	50	1/30	98-112	@Washington	L	25-25	9403
10	11/9	102-119	@Portland	L	5-5	12,103	51	2/1	97-86	@Chicago	W	26-25	5723
11	11/11	94-86	@Golden State	W	6-5	8528	52	2/2	119-107	Portland	W	27-25	8037
12	11/12	97-102	@Seattle	L	6-6	11,532	53	2/4	101-102	Cleveland	L	27-26	9333
13	11/13	96-128	@Denver	L	6-7	17,783	54	2/6	111-130	@Detroit	L	27-27	5666
14	11/16	100-91	Mil. (Omaha)	W	7-7	4248	55	2/10	102-112	@Milwaukee	L	27-28	7968
15	11/18	104-129	@San Antonio	L	7-8	7776	56	2/11	120-106	Washington	W	28-28	8192
16	11/20	126-127*	@Houston	L	7-9	5821	57	2/15	102-96	Phoenix	W	29-28	7313
17	11/21	106-83	@Atlanta	W	8-9	1067	58	2/17	125-126*	Boston	L	29-29	7712
18	11/23	100-98	@New York	W	9-9	12,338	59	2/19	115-109	Houston	W	30-29	8841
19	11/24	111-133	@Boston	L	9-10	12,295	60	2/23	93-94	Seattle	L	30-30	9416
20	11/26	120-110	Denver	W	10-10	8986	61	2/25	128-130	Denver	L	30-31	9476
21	11/28	101-89	Philadelphia	W	11-10	15,543	62	3/1	126-104	New Orleans	W	31-31	8282
22	12/1	91-98*	Cleveland	L	11-11	7659	63	3/2	112-100	@New York	W	32-31	4865
23	12/3	115-124	@Detroit	L	11-12	4617	64	3/6	109-108	Milwaukee	W	33-31	11,882
24	12/5	102-96	Boston	W	12-12	6904	65	3/11	114-112	Portland (Omaha)	W	34-31	8637
25	12/9	100-102	Atlanta	L	12-13	5589	66	3/13	103-98	@Indiana	W	35-31	8648
26	12/12	104-110	Detroit (Omaha)	L	12-14	4342	67	3/15	101-99	Washington	W	36-31	7973
27	12/14	117-120	@New Orleans	L	12-15	6129	68	3/17	125-104	Buffalo	W	37-31	8947
28	12/15	100-104	@Washington	L	12-16	7052	69	3/18	112-114	@Chicago	L	37-32	18,129
29	12/16	100-90	New York	W	13-16	6080	70	3/20	110-118	@Boston	L	37-33	15,040
30	12/18	90-89	@Phoenix	W	14-16	9842	71	3/22	126-113	Golden State	W	38-33	8788
31	12/19	92-103	@LA Lakers	L	14-17	10,522	72	3/23	107-96	@New York	W	39-33	4376
32	12/21	94-99	@Portland	L	14-18	11,455	73	3/25	94-100*	@New Orleans	L	39-34	8249
33	12/25	91-96	Chicago	L	14-19	9576	74	3/26	97-107	@Houston	L	39-35	12,526
34	12/26	105-110	San Ant. (Omaha)	L	14-20	5342	75	3/27	129-139	@San Antonio	L	39-36	8549
35	12/28	113-106	@Cleveland	W	15-20	11,754	76	3/29	132-126	New York	W	40-36	10,744
36	12/29	113-103	@Buffalo	W	16-20	6434	77	4/1	105-111*	@Philadelphia	L	40-37	12,649
37	1/2	89-88	Phoenix (Omaha)	W	17-20	4226	78	4/3	107-113	@Cleveland	L	40-38	12,963
38	1/8	106-94	Houston	W	18-20	8155	79	4/5	82-87	Indiana (Omaha)	L	40-39	10,031
39	1/11	115-117	Philadelphia	L	18-21	12,162	80	4/7	110-121	@Phoenix	L	40-40	8462
40	1/13	116-114	Golden State	W	19-21	5895	81	4/8	105-112	@Seattle	L	40-41	13,465
41	1/14	106-111	@Philadelphia	L	19-22	11,012	82	4/9	102-118	@Golden State	L	40-42	11,557

* = OT

FINAL STATISTICS

PLAYER	G.	MIN.	FGM	FGA	PCT.	FTM	FTA	PCT.	OFF.	DEF.	TOT.	AST.	PF	DQ	STL.	BLK.	PTS.	AVG.
Ron Boone	82	3021	747	1577	.474	324	384	.844	128	193	321	338	258	1	119	19	1818	22.2
Brian Taylor	72	2488	501	995	.504	225	275	.818	88	150	238	320	206	1	199	16	1227	17.0
Scott Wedman	81	2743	521	1133	.460	206	241	.855	187	319	506	227	226	3	100	23	1248	15.4
Richard Washington	82	2265	446	1034	.431	177	254	.697	201	497	698	85	324	13	63	90	1069	13.0
Sam Lacey	82	2595	327	774	.422	215	282	.762	189	545	734	386	292	9	119	133	869	10.6
Bill Robinzine	75	1594	307	677	.453	159	216	.736	164	310	474	95	283	7	86	13	773	10.3
Ollie Johnson	81	1386	218	446	.489	101	115	.878	68	144	212	105	169	1	43	21	537	6.6
Jim Eakins	82	1338	151	336	.449	188	222	.847	112	249	361	119	195	1	29	49	490	6.0
Andre McCarter	59	725	119	257	.463	32	45	.711	16	39	55	99	63	0	23	0	270	4.6
Mike Barr	73	1224	122	279	.437	41	57	.719	33	97	130	175	96	0	52	18	285	3.9
Glenn Hansen	41	289	67	155	.432	23	32	.719	28	31	59	25	44	0	13	3	157	3.8
Bob Bigelow	29	162	35	70	.500	15	17	.882	8	19	27	8	17	0	3	1	85	2.9
Kings	82	19830	3561	7733	.460	1706	2140	.797	1222	2593	3815	1982	2173	36	849	386	8828	107.7
Opponents	82	19830	3422	7244	.472	1912	2513	.761	1097	2739	3836	1744	2030	35	722	392	8756	106.8



1975-1985



31-51 6TH - MIDWEST DIVISION

Front row — from
left to right, Kevin
Restani, Lucius Allen,
John Kuester, Sam
Lacey, Bill Robinzine,
Scott Wedman, Otis
Birdsong. Back row
— from left to right,
Trainer Bill Jones,
Head Coach Larry
Staverman, Bob Nash,
Tom Burleson, Richard
Washington, Ron
Boone, President and
General Manager Joe
Axelson.

G	DATE	SCORE	OPPONENT	W/L	REC.	ATT.	G	DATE	SCORE	OPPONENT	W/L	REC.	ATT.
1	10/18	113-120	@New York	L	0-1	14,312	42	1/14	110-101	Atlanta	W	15-27	9205
2	10/19	108-112	@Buffalo	L	0-2	4198	43	1/17	90-111	@Atlanta	L	15-28	2709
3	10/21	95-94	Houston	W	1-2	9883	44	1/18	106-126	Philadelphia	L	15-29	12,184
4	10/22	101-106	@Indiana	L	1-3	12,664	45	1/22	105-97	@New Jersey	W	16-29	2632
5	10/25	104-112	@Philadelphia	L	1-4	10,318	46	1/24	97-120	Portland	L	16-30	8544
6	10/27	119-104	@Cleveland	W	2-4	7832	47	1/26	105-112	@New York	L	16-31	13,392
7	10/29	120-106	Washington	W	3-4	9220	48	1/27	117-134	@New Orleans	L	16-32	9116
8	11/1	95-115	@Milwaukee	L	3-5	9271	49	1/29	113-127	San Antonio	L	16-33	8227
9	11/2	104-102	New Orleans	W	4-5	7433	50	1/31	102-112	Phoenix (Omaha)	L	16-34	5182
10	11/4	110-111	Atlanta	L	4-6	8344	51	2/2	113-101	Detroit	W	17-34	5484
11	11/6	99-83	@Seattle	W	5-6	11,276	52	2/8	104-100	Boston	W	18-34	7091
12	11/8	104-130	@Portland	L	5-7	12,666	53	2/10	106-93	Chicago	W	19-34	8460
13	11/11	106-105	@Golden State	W	6-7	11,890	54	2/11	95-90	@Chicago	W	20-34	12,209
14	11/12	114-119	@Denver	L	6-8	15,497	55	2/12	101-88	Cleveland	W	21-34	6275
15	11/15	107-113	@San Antonio	L	6-9	8251	56	2/14	125-102	Houston	W	22-34	4492
16	11/19	125-131*	Wash. (Omaha)	L	6-10	6534	57	2/17	108-100	@Buffalo	W	23-34	5092
17	11/23	116-122	Milwaukee	L	6-11	9748	58	2/18	101-105	@Cleveland	L	23-35	13,824
18	11/26	110-108	Boston	W	7-11	7923	59	2/19	107-110	@Detroit	L	23-36	4876
19	11/27	106-115	@New Orleans	L	7-12	7491	60	2/22	127-122*	LA Lakers	W	24-36	10,580
20	11/30	84-86	Seattle	L	7-13	7692	61	2/24	96-107	Portland	L	24-37	12,011
21	12/2	108-97	Detroit	W	8-13	7151	62	2/28	107-114*	Seattle (Omaha)	L	24-38	5371
22	12/3	118-115*	NJ (Omaha)	W	9-13	5032	63	3/4	114-123	@Denver	L	24-39	16,442
23	12/6	92-103	Phoenix	L	9-14	5976	64	3/6	98-88	Indiana	W	25-39	4280
24	12/7	109-113	@Boston	L	9-15	9590	65	3/8	121-123	New Jersey	L	25-40	10,360
25	12/9	114-122	@New Jersey	L	9-16	3024	66	3/10	126-120	Denver	W	26-40	8089
26	12/10	92-97*	Golden State	L	9-17	7630	67	3/12	106-113	Golden State	L	26-41	6212
27	12/14	124-98	Denver	W	10-17	6410	68	3/17	112-123	@Philadelphia	L	26-42	13,092
28	12/17	115-93	New OrL. (Omaha)	W	11-17	6280	69	3/18	110-117	@Boston	L	26-43	8894
29	12/18	115-114	Indiana	W	12-17	6598	70	3/19	122-108	Buffalo	W	27-43	10,237
30	12/22	113-110	Chicago	W	13-17	7590	71	3/21	116-111	@Detroit	W	28-43	3674
31	12/25	122-131	Milwaukee	L	13-18	7652	72	3/22	120-108	Philadelphia	W	29-43	10,157
32	12/26	99-113	@Houston	L	13-19	10,206	73	3/24	103-107	@Houston	L	29-44	10,015
33	12/29	104-110	@Phoenix	L	13-20	12,660	74	3/25	130-132	San Ant. (Omaha)	L	29-45	6954
34	12/30	109-119	@LA Lakers	L	13-21	17,505	75	3/28	128-105	@Chicago	W	30-45	9186
35	1/1	102-107	@Portland	L	13-22	12,666	76	3/29	108-105*	@Washington	W	31-45	6717
36	1/4	110-116	@Seattle	L	13-23	9979	77	3/31	112-136	@Phoenix	L	31-46	10,590
37	1/7	93-100	New York	L	13-24	9690	78	4/3	127-133	@LA Lakers	L	31-47	20,547
38	1/8	123-133	@Milwaukee	L	13-25	10,938	79	4/4	119-130	@Golden State	L	31-48	11,505
39	1/10	115-123	@Washington	L	13-26	7700	80	4/6	116-123	@San Antonio	L	31-49	9234
40	1/11	102-94	LA Lakers	W	14-26	8004	81	4/7	112-125	New York	L	31-50	6853
41	1/13	106-108	@Indiana	L	14-27	10,658	82	4/9	117-120	Cleveland	L	31-51	4684

* = OT

FINAL STATISTICS

PLAYER	G.	MIN.	FGM	FGA	PCT.	FTM	FTA	PCT.	OFF.	DEF.	TOT.	AST.	PF	DQ	STL.	BLK.	PTS.	AVG.
Scott Wedman	81	2961	607	1192	.509	221	254	.870	144	319	463	201	242	2	99	22	1435	17.7
Ron Boone	82	2653	563	1271	.443	322	377	.854	112	157	269	311	233	3	105	11	1448	17.7
Otis Birdsong	73	1878	470	955	.492	216	310	.697	70	105	175	174	179	1	74	12	1156	15.8
Richard Washington	78	2231	425	891	.477	150	199	.754	188	466	654	118	324	12	74	73	1000	12.8
Lucius Allen	77	2147	373	846	.441	174	220	.791	66	163	229	360	180	0	93	28	920	11.9
Bill Robinzine	82	1748	305	677	.451	206	271	.760	173	366	539	72	281	5	74	11	816	10.0
Sam Lacey	77	2131	265	590	.449	134	187	.717	155	487	642	300	264	7	120	108	664	8.6
Tom Burleson	76	1525	228	525	.434	197	248	.794	170	312	482	131	259	6	62	81	653	8.6
Bob Nash	66	800	157	304	.516	50	69	.725	75	94	169	46	75	0	27	18	364	5.5
John Kuester	78	1215	145	319	.455	87	105	.829	19	95	114	252	143	1	58	1	377	4.8
Kevin Restani (KC)	46	463	59	139	.424	9	11	.818	32	62	94	21	37	0	5	4	127	2.8
Bob Bigelow* (KC)	1	7	1	1	1.000	0	0	—	2	3	5	0	2	0	0	0	2	2.0
Louie Nelson* (KC)	8	53	3	14	.214	9	11	.818	1	2	3	5	5	0	2	1	15	1.9
Andre McCarter	1	9	0	2	.000	0	0	—	0	1	1	0	1	0	0	0	0	0.0
Glenn Hansen (KC)	3	9	0	5	.000	0	0	—	1	0	1	1	3	0	1	0	0	0.0
Kings	82	19830	3601	7731	.466	1775	2262	.785	1208	2632	3840	1992	2228	37	794	370	8977	109.5
Opponents	82	19830	3564	7521	.474	2004	2635	.761	1232	2684	3916	1928	2088	18	796	408	9132	111.4

*Did not finish season with team

1978-79 KANSAS CITY KINGS



1975-1985



48-34 1ST - MIDWEST DIVISION

(ON LEFT) Second-year guard OTIS BIRDSONG scored a team-high 21.7 ppg with 4.3 rpg and 3.4 apg in 1978-79.

(ON RIGHT) Forward SCOTT WEDMAN averaged 18.3 ppg with 5.3 rpg and 2.0 apg in 1978-79, shooting 53.4% from the field.

G	DATE	SCORE	OPPONENT	W/L	REC.	ATT.
1	10/15	105-115	@Seattle	L	0-1	11,609
2	10/17	112-115	@Portland	L	0-2	12,666
3	10/19	108-103	Houston	W	1-2	8178
4	10/21	99-103	Milwaukee	L	1-3	7959
5	10/24	123-117	@Chicago	W	2-3	7263
6	10/25	114-109	New Orleans	W	3-3	6525
7	10/27	102-107	@Detroit	L	3-4	7204
8	10/28	112-102	Phoenix	W	4-4	9534
9	10/31	112-114	@Milwaukee	L	4-5	10,467
10	11/1	122-107	Cleveland	W	5-5	6150
11	11/3	108-115	@Indiana	L	5-6	8063
12	11/4	109-107	Denver	W	6-6	10,830
13	11/8	105-97	@Golden State	W	7-6	10,451
14	11/10	127-136	@LA Lakers	L	7-7	8974
15	11/11	117-113	@Denver	W	8-7	14,407
16	11/15	109-100	Atlanta	W	9-7	4837
17	11/18	114-100	New Jersey	W	10-7	8572
18	11/22	115-96	Portland	W	11-7	10,884
19	11/25	86-87	San Diego	L	11-8	11,320
20	11/30	108-94	Boston	W	12-8	10,435
21	12/2	110-109	@Washington	W	13-8	14,297
22	12/5	105-92	@New York	W	14-8	11,605
23	12/6	106-114	Philadelphia	L	14-9	15,156
24	12/9	132-108	Detroit	W	15-9	10,453
25	12/13	100-120	@Philadelphia	L	15-10	10,329
26	12/15	105-101	@Boston	W	16-10	10,171
27	12/16	128-100	New Orleans	W	17-10	8695
28	12/20	114-95	Seattle	W	18-10	8552
29	12/22	103-123	@Phoenix	L	18-11	10,552
30	12/23	122-117*	@Milwaukee	W	19-11	10,253
31	12/26	102-109	Houston	L	19-12	11,754
32	12/27	103-112	Boston (St. Louis)	L	19-13	14,442
33	12/29	137-126	@New Jersey	W	20-13	5480
34	12/30	108-112	@New York	L	20-14	13,393
35	1/2	97-99	Denver	L	20-15	11,445
36	1/3	108-101	@Denver	W	21-15	14,336
37	1/4	108-99	San Diego	W	22-15	6647
38	1/6	120-99	Indiana	W	23-15	13,298
39	1/9	110-126	@Houston	L	23-16	7357
40	1/11	94-89	Golden State	W	24-16	7880
41	1/14	124-104	New York	W	25-16	7164

* = OT

G	Date	Score	Opponent	W/L	Rec.	Att.
42	1/16	86-79	@Cleveland	W	26-16	6274
43	1/17	120-99	@Boston	W	27-16	6583
44	1/19	115-113	San Antonio	W	28-16	12,334
45	1/20	110-122	@Detroit	L	28-17	7237
46	1/23	116-118	@New Orleans	L	28-18	12,123
47	1/24	95-124	@San Antonio	L	28-19	11,903
48	1/26	142-128	Washington	W	29-19	10,301
49	1/28	137-109	Cleveland	W	30-19	8450
50	1/31	118-130	@Atlanta	L	30-20	5321
51	2/2	130-114	Detroit	W	31-20	10,814
52	2/7	124-108	Atlanta	W	32-20	8741
53	2/9	124-114	@Chicago	W	33-20	10,972
54	2/11	104-103	LA Lakers	W	34-20	14,541
55	2/13	102-111	@New Jersey	L	34-21	3367
56	2/14	108-106	@Philadelphia	W	35-21	9720
57	2/16	119-104	Phi. (St. Louis)	W	36-21	19,606
58	2/18	130-107	Chicago	W	37-21	14,193
59	2/21	133-117	Milwaukee	W	38-21	9350
60	2/22	107-111	@Cleveland	L	38-22	6255
61	2/23	121-112	Phoenix	W	39-22	10,768
62	2/25	114-106	Seattle	W	40-22	14,059
63	2/27	114-122	@LA Lakers	L	40-23	12,909
64	2/28	120-122	@San Diego	L	40-24	9015
65	3/2	125-129*	@San Antonio	L	40-25	14,067
66	3/4	110-111*	Golden State	L	40-26	12,556
67	3/7	120-122*	@Atlanta	L	40-27	6761
68	3/9	121-116	Washington	W	41-27	13,681
69	3/11	100-115	Portland	L	41-28	12,373
70	3/14	107-129	@Houston	L	41-29	11,488
71	3/16	120-112	@New Orleans	W	42-29	7102
72	3/18	114-103	Chicago	W	43-29	9298
73	3/21	116-123	San Antonio	L	43-30	11,313
74	3/23	107-126	@Phoenix	L	43-31	12,660
75	3/24	98-100	@Portland	L	43-32	12,666
76	3/25	101-111	@Seattle	L	43-33	21,497
77	3/28	122-132*	@Golden State	L	43-34	10,230
78	3/29	116-111	@San Diego	W	44-34	13,189
79	3/31	126-101	Indiana (St. Louis)	W	45-34	10,114
80	4/4	115-111*	LA Lakers	W	46-34	14,185
81	4/6	117-114*	New Jersey	W	47-34	14,947
82	4/8	107-101	@Indiana	W	48-34	13,191

1978-79 PLAYOFFS

Semifinals (1-4)

April 17	Kansas City 99	@	Phoenix	102	April 22	Kansas City 93	@	Phoenix	108
April 20	Kansas City 111	vs.	Phoenix	91	April 25	Kansas City 94	vs.	Phoenix	108
					April 27	Kansas City 99	@	Phoenix	120

FINAL STATISTICS

PLAYER	G.	MIN.	FGM	FGA	PCT.	FTM	FTA	PCT.	OFF.	DEF.	TOT.	AST.	PF	DQ	STL.	BLK.	PTS.	AVG.
Otis Birdsong	82	2839	741	1456	.509	296	408	.725	176	178	354	281	255	2	125	17	1778	21.7
Scott Wedman	73	2498	561	1050	.534	216	271	.797	135	251	386	144	239	4	76	30	1338	18.3
Phil Ford	79	2723	467	1004	.465	326	401	.813	33	149	182	681	245	3	174	6	1260	15.9
Bill Robinzine	82	2179	459	837	.548	180	246	.732	218	420	638	104	367	16	105	15	1098	13.4
Sam Lacey	82	2627	350	697	.502	167	226	.739	179	523	702	430	309	11	106	141	867	10.6
Billy McKinney	78	1242	240	477	.503	129	162	.796	20	65	85	253	121	0	58	3	609	7.8
Tom Burleson	56	927	157	342	.459	121	169	.716	84	197	281	50	183	3	26	58	435	7.8
Marlon Redmond* (KC)	49	736	162	375	.432	31	50	.620	57	51	108	57	93	2	28	16	355	7.2
Darnell Hillman	78	1618	211	428	.493	125	224	.558	138	293	431	91	288	11	50	66	547	7.0
Bob Nash	82	1307	227	522	.435	69	86	.802	76	130	206	71	135	0	29	15	523	6.4
Ron Behagen (KC)	9	126	23	50	.460	8	11	.727	11	20	31	5	27	0	2	1	54	6.0
Lucius Allen	31	413	69	174	.397	19	33	.576	14	32	46	44	52	0	21	6	157	5.1
Gus Gerard (KC)	56	459	83	191	.435	49	89	.551	39	58	97	21	74	1	18	13	215	3.8
Richard Washington	18	161	14	41	.341	10	16	.625	11	37	48	7	31	0	7	3	38	2.1
Kings	82	19855	3764	7644	.492	1746	2392	.730	1191	2404	3595	2239	2419	53	825	390	9274	113.1
Opponents	82	19855	3434	7061	.486	2170	2897	.749	1156	2547	3703	1776	2223	41	678	435	9038	110.2

*Did not finish season with team



1975-1985



47-35 2ND - MIDWEST DIVISION

Front row — from left to right, Billy McKinney, Otis Bidsong, Scott Wedman, Bill Robinzine, Ernie Grunfeld, Phil Ford.
Back Row — from left to right, Head Coach Cotton Fitzsimmons, Vice President and General Manager John Begzos, Assistant Coach Frank Hamblen, Reggie King, Len Elmore, Tom Burleson, Sam Lacey, Gus Gerard, Managing Director H. Paul Rosenberg, Trainer Bill Jones.

G	DATE	SCORE	OPPONENT	W/L	REC.	ATT.	G	DATE	SCORE	OPPONENT	W/L	REC.	ATT.
1	10/12	105-103	Milwaukee	W	1-0	7625	42	1/4	115-106	San Antonio	W	24-18	9442
2	10/17	94-107	Golden State	L	1-1	6005	43	1/5	112-107	@Atlanta	W	25-18	10,948
3	10/19	107-84	@Denver	W	2-1	13,036	44	1/6	120-101	Denver	W	26-18	8262
4	10/21	122-85	Phoenix	W	3-1	6648	45	1/8	116-124	San Diego	L	26-19	7387
5	10/23	88-90	@Portland	L	3-2	12,666	46	1/10	104-83	Chicago	W	27-19	7189
6	10/24	92-105	@Seattle	L	3-3	12,800	47	1/11	112-99	Denver (St. Louis)	W	28-19	10,826
7	10/26	104-116	@LA Lakers	L	3-4	11,854	48	1/13	120-101	New Jersey	W	29-19	5176
8	10/27	95-101	@Golden State	L	3-5	6328	49	1/15	109-111	@Chicago	L	29-20	8042
9	10/28	106-101	@San Diego	W	4-5	7018	50	1/16	112-108	@Milwaukee	W	30-20	10,938
10	10/31	125-108	Utah	W	5-5	5912	51	1/19	103-108	@Indiana	L	30-21	11,014
11	11/2	111-112	New York	L	5-6	8440	52	1/22	101-89	Atlanta	W	31-21	8933
12	11/3	110-123	@Cleveland	L	5-7	10,056	53	1/24	110-88	@Utah	W	32-21	7236
13	11/4	98-101	@New Jersey	L	5-8	4521	54	1/25	107-113*	@Chicago	L	32-22	6668
14	11/7	102-110	@Philadelphia	L	5-9	8512	55	1/26	112-107	Utah	W	33-22	9056
15	11/9	119-127	@Boston	L	5-10	15,320	56	1/29	121-111	@Denver	W	34-22	11,016
16	11/11	109-112	Portland	L	5-11	7131	57	1/30	99-97	@Seattle	W	35-22	21,771
17	11/13	110-103	Philadelphia	W	6-11	9180	58	1/31	93-94	@Portland	L	35-23	12,666
18	11/15	114-108	LA Lakers	W	7-11	9041	59	2/5	99-105	Portland	L	35-24	7998
19	11/16	103-97	Chicago (St. Louis)	W	8-11	7865	60	2/6	95-97	@Phoenix	L	35-25	12,310
20	11/18	109-92	@Denver	W	9-11	11,236	61	2/8	107-100	@Golden State	W	36-25	8370
21	11/20	112-109	Golden State	W	10-11	7507	62	2/10	108-106*	Washington	W	37-25	8049
22	11/21	120-128	@Phoenix	L	10-12	10,704	63	2/15	100-114	@LA Lakers	L	37-26	15,299
23	11/23	107-91	@San Diego	W	11-12	6940	64	2/17	108-107	@San Diego	W	38-26	9114
24	11/25	110-111	@LA Lakers	L	11-13	10,985	65	2/20	107-105	Seattle	W	39-26	16,886
25	11/27	117-115	Houston	W	12-13	7457	66	2/24	72-94	Milwaukee	L	39-27	14,546
26	11/29	105-95	@Detroit	W	13-13	6097	67	2/26	117-99	Golden State	W	40-27	10,615
27	11/30	102-107*	Seattle	L	13-14	7077	68	2/29	98-93	San Diego (St. Louis)	W	41-27	10,561
28	12/2	94-88	Boston	W	14-14	9442	69	3/2	94-91	@Houston	W	42-27	11,520
29	12/5	109-93	Detroit	W	15-14	7630	70	3/5	101-117	LA Lakers	L	42-28	13,003
30	12/8	145-129	@New York	W	16-14	11,523	71	3/7	104-111	Cleveland	L	42-29	13,375
31	12/12	124-85	Portland	W	17-14	7302	72	3/9	113-93	Seattle	W	43-29	12,262
32	12/14	103-87	Utah	W	18-14	7093	73	3/11	98-100	@Chicago	L	43-30	5542
33	12/16	107-105	Indiana	W	19-14	7911	74	3/16	121-128	@Milwaukee	L	43-31	10,938
34	12/18	110-96	San Diego	W	20-14	6935	75	3/18	109-112	Phoenix	L	43-32	11,448
35	12/19	107-97	@Washington	W	21-14	7629	76	3/20	121-105	Denver	W	44-32	10,750
36	12/20	109-120	@Milwaukee	L	21-15	10,938	77	3/21	102-98	@Utah	W	45-32	7514
37	12/22	111-115	Phoenix	L	21-16	8868	78	3/23	90-112	@Seattle	L	45-33	21,150
38	12/26	118-111	LA Lakers	W	22-16	9442	79	3/25	102-106	@Portland	L	45-34	12,666
39	12/28	112-118	@Phoenix	L	22-17	12,666	80	3/26	100-106	@Golden State	L	45-35	6088
40	12/29	125-127*	@San Antonio	L	22-18	9102	81	3/28	116-114	Mil. (St. Louis)	W	46-35	10,103
41	1/2	128-121*	@Utah	W	23-18	5911	82	3/30	114-110	Chicago	W	47-35	12,143

* = OT

FINAL STATISTICS

PLAYER	G.	MIN.	FGM	FGA	PCT.	FTM	FTA	PCT.	OFF.	DEF.	TOT.	AST.	PF	DQ	STL.	BLK.	PTS.	AVG.
Otis Birdsong	82	2885	781	1546	.505	286	412	.694	170	161	331	202	226	2	136	22	1858	22.7
Scott Wedman	68	2347	569	1112	.512	145	181	.801	114	272	386	145	230	1	84	45	1290	19.0
Phil Ford	82	2621	489	1058	.462	346	423	.818	29	143	172	610	208	0	136	4	1328	16.2
Bill Robinzine	81	1917	362	723	.501	200	274	.730	184	342	526	62	311	5	106	23	925	11.4
Sam Lacey	81	2412	303	677	.448	137	185	.741	172	473	645	460	307	8	111	109	743	9.2
Reggie King	82	2052	257	499	.515	159	219	.726	184	382	566	106	230	2	69	31	673	8.2
Mike Green	21	459	69	159	.434	24	42	.571	35	78	113	28	55	0	13	21	162	7.7
Billy McKinney	76	1333	206	459	.449	107	133	.805	20	66	86	248	87	0	58	5	520	6.8
Ernie Grunfeld	80	1397	186	420	.443	101	131	.771	87	145	232	109	151	1	56	9	474	5.9
Marlon Redmond	24	298	59	138	.428	24	34	.706	18	34	52	19	27	0	4	9	142	5.9
Gus Gerard	73	869	159	348	.457	66	100	.660	77	100	177	43	96	1	41	26	385	5.3
Len Elmore	58	915	104	242	.430	51	74	.689	74	183	257	64	154	0	41	39	259	4.5
Tom Burleson	37	272	36	104	.346	23	40	.575	23	49	72	20	49	0	8	13	95	2.6
Terry Crosby	4	28	2	4	.500	2	2	1.000	0	1	1	7	4	0	0	0	6	1.5
Kings	82	19805	3582	7489	.478	1671	2250	.743	1187	2429	3616	2123	2135	20	863	356	8860	108.0
Opponents	82	19805	3328	6992	.476	1906	2497	.763	1140	2644	3784	1778	2072	17	695	425	8603	104.9

3-Pt. FG: Kansas City 25-114 (.219); Grunfeld 1-2 (.500); Robinzine 1-2 (.333); Wedman 7-22 (.318); Birdsong 10-36 (.278); Ford 4-23 (.174); McKinney 1-10 (.100); Redmond 0-9; Burleson 0-3; Green 0-2; King 0-1; Lacey 0-1. Opponents 41-172 (.238).

1980-81 KANSAS CITY KINGS



1975-1985

40-42 TIED 2ND - WESTERN DIVISION

Front row — from left to right, Scott Wedman, Leon Douglas, John Lambert, Sam Lacey, Joe Meriweather, Reggie King. Back row — from left to right, Head Coach Cotton Fitzsimmons, Managing Director H. Paul Rosenberg, Phil Ford, Otis Birdsong, Frankie Sanders, Ernie Grunfeld, Jo Jo White, Assistant Coach Frank Hamblen, Trainer Bill Jones. Pictured separately at top right, Charles Whitney.



G	DATE	SCORE	OPPONENT	W/L	REC.	ATT.	G	DATE	SCORE	OPPONENT	W/L	REC.	ATT.
1	10/11	98-91	Utah	W	1-0	7342	42	1/2	101-95	Utah	W	18-24	8167
2	10/12	100-109	@Phoenix	L	1-1	10,131	43	1/7	114-108	@Houston	W	19-24	8220
3	10/14	103-109	@San Antonio	L	1-2	9876	44	1/8	136-118	Washington	W	20-24	7324
4	10/15	107-112*	LA Lakers	L	1-3	5753	45	1/10	99-92	@Utah	W	21-24	9553
5	10/17	103-91	@Dallas	W	2-3	7017	46	1/11	105-115	San Diego	L	21-25	7493
6	10/18	122-127	Seattle	L	2-4	6414	47	1/14	91-110	Portland	L	21-26	6791
7	10/21	111-116	Golden State	L	2-5	5097	48	1/16	112-118*	@Milwaukee	L	21-27	11,052
8	10/23	105-96	@Houston	W	3-5	7227	49	1/17	122-123	Denver	L	21-28	7297
9	10/25	125-122	Denver	W	4-5	6988	50	1/20	104-91	@Dallas	W	22-28	5899
10	10/28	109-119	@Atlanta	L	4-6	6786	51	1/21	115-108	San Antonio	W	23-28	7627
11	10/29	115-98	Portland	W	5-6	6648	52	1/23	113-107	Houston	W	24-28	7290
12	10/31	110-115	@Boston	L	5-7	14,035	53	1/27	114-119	@San Diego	L	24-29	4382
13	11/1	100-127	Phoenix	L	5-8	7792	54	1/29	104-118	@LA Lakers	L	24-30	11,059
14	11/4	104-107	@Utah	L	5-9	6251	55	2/3	121-100	@Dallas	W	25-30	5335
15	11/5	111-102	New York	W	6-9	6141	56	2/4	91-90	Detroit	W	26-30	11,009
16	11/7	100-117	@Philadelphia	L	6-10	11,390	57	2/6	102-92	@Seattle	W	27-30	14,228
17	11/8	111-106	Cleveland	W	7-10	7514	58	2/8	123-129*	@Portland	L	27-31	12,666
18	11/11	102-101	@Portland	W	8-10	12,666	59	2/10	115-116	@Chicago	L	27-32	4647
19	11/12	101-111	@Golden State	L	8-11	9572	60	2/11	99-87	Utah	W	28-32	8145
20	11/14	125-127	@Seattle	L	8-12	13,334	61	2/13	113-106	Atlanta	W	29-32	8065
21	11/15	96-94	@San Diego	W	9-12	5211	62	2/15	107-105	Seattle	W	30-32	9116
22	11/18	94-107	@LA Lakers	L	9-13	10,169	63	2/18	114-113	Boston	W	31-32	11,810
23	11/21	121-134	@Denver	L	9-14	10,811	64	2/20	112-109	Milwaukee	W	32-32	11,046
24	11/26	118-100	New Jersey	W	10-14	6213	65	2/21	109-129	@Denver	L	32-33	13,691
25	11/28	94-104	@Detroit	L	10-15	6671	66	2/22	96-104	@Golden State	L	32-34	9533
26	11/29	104-106	San Antonio	L	10-16	8380	67	2/26	105-102	Dallas	W	33-34	8701
27	12/2	103-107	@Washington	L	10-17	5981	68	2/28	101-110	Golden State	L	33-35	8498
28	12/3	103-100	Phoenix	W	11-17	7719	69	3/3	98-99	LA Lakers	L	33-36	12,208
29	12/5	108-100	Houston	W	12-17	6982	70	3/4	111-97	@San Antonio	W	34-36	9208
30	12/6	88-107	@Indiana	L	12-18	7099	71	3/5	106-100	Portland	W	35-36	6822
31	12/10	112-100	San Diego	W	13-18	6018	72	3/8	105-68	Phoenix	W	36-36	8260
32	12/11	104-122	@San Antonio	L	13-19	7491	73	3/10	107-100	@San Diego	W	37-36	4154
33	12/13	114-107	Dallas	W	14-19	5578	74	3/13	101-116	@LA Lakers	L	37-37	17,505
34	12/16	133-118	@Denver	W	15-19	6909	75	3/15	87-97	Chicago	L	37-38	14,560
35	12/17	94-101	@Seattle	L	15-20	14,749	76	3/18	124-126**	Denver	L	37-39	8266
36	12/20	103-107	Indiana	L	15-21	5910	77	3/20	111-114*	San Antonio	L	37-40	8740
37	12/23	102-100	@Cleveland	W	16-21	3627	78	3/22	108-114	Houston	L	37-41	7942
38	12/26	103-113	Philadelphia	L	16-22	16,006	79	3/24	105-92	@Utah	W	38-41	7603
39	12/27	99-100	@New York	L	16-23	11,500	80	3/25	110-101	@Phoenix	W	39-41	12,665
40	12/28	102-99	@New Jersey	W	17-23	7229	81	3/27	84-91	@Houston	L	39-42	15,676
41	12/30	104-106	Golden State	L	17-24	11,742	82	3/29	113-104	Dallas	W	40-42	7171

* = OT

1980-81 PLAYOFFS

First Round - Kansas City defeats Portland, 2-1

April 1	Kansas City 98	@ Portland	97 (OT)
April 3	Kansas City 119	vs. Portland	124 (OT)
April 5	Kansas City 104	@ Portland	95

Semifinals - Kansas City defeats Phoenix, 4-3

April 7	Kansas City 80	@ Phoenix	102
April 8	Kansas City 88	@ Phoenix	83
April 10	Kansas City 93	vs. Phoenix	92
April 12	Kansas City 102	vs. Phoenix	95

April 15	Kansas City 89	@ Phoenix	101
April 17	Kansas City 76	vs. Phoenix	81
April 19	Kansas City 95	@ Phoenix	88

Conference Finals - Kansas City falls to Houston, 1-4

April 21	Kansas City 78	vs. Houston	97
April 22	Kansas City 88	vs. Houston	79
April 24	Kansas City 88	@ Houston	92
April 26	Kansas City 89	@ Houston	100
April 29	Kansas City 88	vs. Houston	97

FINAL STATISTICS

PLAYER	G.	MIN.	FGM	FGA	PCT.	FTM	FTA	PCT.	OFF.	DEF.	TOT.	AST.	PF	DQ	STL.	BLK.	PTS.	AVG.
Otis Birdsong	71	2593	710	1306	.544	317	455	.697	119	139	258	233	172	2	93	18	1747	24.6
Scott Wedman	81	2902	685	1437	.477	140	204	.686	128	305	433	226	294	4	97	46	1535	19.0
Phil Ford	66	2287	424	887	.478	294	354	.831	26	102	128	580	190	3	99	6	1153	17.5
Reggie King	81	2743	472	867	.544	264	386	.684	235	551	786	122	227	2	102	41	1208	14.9
Joe Meriweather	74	1514	206	415	.496	148	213	.695	126	267	393	77	219	4	27	80	560	7.6
Ernie Grunfeld	79	1584	260	486	.535	75	101	.743	31	175	206	205	155	1	60	15	595	7.5
Charles Whitney	47	782	149	306	.487	50	65	.769	29	77	106	68	98	0	47	6	350	7.4
Sam Lacey	82	2228	237	536	.442	92	117	.786	131	453	584	399	302	5	95	120	567	6.9
JoJo White*	13	236	36	82	.439	11	18	.611	3	18	21	37	21	0	11	1	83	6.4
Leon Douglas	79	1356	185	323	.573	102	186	.548	150	234	384	69	251	2	25	38	472	6.0
Frankie Sanders	23	186	34	77	.442	20	22	.909	6	15	21	17	20	0	16	1	88	3.8
Gus Gerard* (KC)	16	123	19	51	.373	19	29	.655	13	16	29	6	24	0	3	6	57	3.6
Lloyd Walton	61	821	90	218	.413	26	33	.788	13	35	48	208	45	0	32	2	206	3.4
John Lambert (KC)	43	475	65	160	.406	18	23	.783	27	63	90	24	74	0	12	5	148	3.4
Kings	82	19830	3572	7151	.500	1576	2206	.714	1037	2450	3487	2271	2092	23	719	385	8769	106.9
Opponents	82	19830	3424	7117	.481	1889	2500	.756	1138	2510	3648	1857	2015	20	717	383	8768	106.9

3-Pt. FG: Kansas City 49-168 (.292); Whitney 2-6 (.333); Wedman 25-77 (.325); Ford 11-36 (.306); Birdsong 10-35 (.286); Lacey 1-5 (.200); Douglas 0-3; *Gerard 0-3; Sanders 0-3; Lambert (K.C.) 0-2; Walton 0-1. Opponents 31-153 (.203). * Did not finish season with team



1975-1985



30-52 4TH - MIDWEST DIVISION

Front row — from left to right, Reggie King, Ken Dennard, Steve Johnson, Leon Douglas, Reggie Johnson, Eddie Johnson. Back row — from left to right, Trainer Bill Jones, Team Physican Dr. Howard Elfeldt, General Manager Jeff Cohen, Phil Ford, Charles Whitney, Ernie Grunfeld, Kevin Loder, Mike Woodson, Larry Drew, Assistant Coach Frank Hamblen, Head Coach Cotton Fitzsimmons.

G	DATE	SCORE	OPPONENT	W/L	REC.	ATT.	G	DATE	SCORE	OPPONENT	W/L	REC.	ATT.
1	10/30	102-113	San Antonio	L	0-1	10,262	42	1/27	103-110	Seattle	L	14-28	8125
2	10/31	89-95	@Dallas	L	0-2	7865	43	1/28	115-126	@San Antonio	L	14-29	9339
3	11/4	129-128	San Diego	W	1-2	5954	44	2/2	97-102	@Portland	L	14-30	12,666
4	11/6	90-86	Houston	W	2-2	6187	45	2/3	87-97	@Seattle	L	14-31	14,188
5	11/10	107-119	@Chicago	L	2-3	6697	46	2/5	109-102	San Antonio	W	15-31	6005
6	11/11	100-115	@Boston	L	2-4	15,320	47	2/7	110-126	Houston	L	15-32	6172
7	11/13	85-105	@Philadelphia	L	2-5	10,289	48	2/10	125-102	LA Lakers	W	16-32	8180
8	11/14	92-103	@New Jersey	L	2-6	12,015	49	2/12	114-129	Utah	L	16-33	6263
9	11/17	124-110	@New York	W	3-6	8824	50	2/14	93-103	Golden State	L	16-34	6114
10	11/19	99-102	@Indiana	L	3-7	5786	51	2/16	106-119	@Denver	L	16-35	7203
11	11/21	121-128	@Denver	L	3-8	12,015	52	2/17	110-107	Phoenix	W	17-35	5676
12	11/25	122-129*	Detroit	L	3-9	8024	53	2/19	113-97	San Diego	W	18-35	6284
13	11/27	115-123	Denver	L	3-10	6317	54	2/21	104-110	Milwaukee	L	18-36	6078
14	11/29	104-100	Golden State	W	4-10	6151	55	2/23	94-103	@Atlanta	L	18-37	7452
15	12/1	106-104	@Houston	W	5-10	10,027	56	2/24	111-123	Portland	L	18-38	6222
16	12/2	107-112	Portland	L	5-11	7380	57	2/26	98-100	@Washington	L	18-39	7492
17	12/4	112-109	Seattle	W	6-11	6428	58	2/27	119-127*	@Detroit	L	18-40	25,012
18	12/6	106-119	@LA Lakers	L	6-12	15,321	59	3/2	125-117	@Utah	W	19-40	7256
19	12/9	113-109*	Dallas	W	7-12	5964	60	3/3	120-82	Indiana	W	20-40	6326
20	12/11	102-122	@Utah	L	7-13	6336	61	3/5	98-110	@Phoenix	L	20-41	11,912
21	12/12	96-98	@Golden State	L	7-14	8973	62	3/7	124-122**	Chicago	W	21-41	6140
22	12/16	97-81	Phoenix	W	8-14	5199	63	3/9	99-105	@LA Lakers	L	21-42	11,614
23	12/18	100-95	Utah	W	9-14	8294	64	3/11	113-107	@San Diego	W	22-42	3545
24	12/19	87-95	@Phoenix	L	9-15	11,257	65	3/14	114-128	Philadelphia	L	22-43	10,510
25	12/22	106-101	@Milwaukee	W	10-15	10,988	66	3/17	117-116	@Golden State	W	23-43	7552
26	12/23	95-114	@Cleveland	L	10-16	2843	67	3/19	103-109	Seattle	L	23-44	5751
27	12/26	119-124*	Boston	L	10-17	13,599	68	3/21	118-97	San Diego	W	24-44	5668
28	12/29	92-104	@Dallas	L	10-18	9231	69	3/24	110-106	Atlanta	W	25-44	5248
29	12/30	120-116	Denver	W	11-18	7659	70	3/26	87-96	@Dallas	L	25-45	7896
30	1/1	93-125	@Golden State	L	11-19	7355	71	3/28	111-116	LA Lakers	L	25-46	8270
31	1/3	116-127*	@Portland	L	11-20	12,666	72	3/30	99-109	@Portland	L	25-47	12,666
32	1/5	104-112	@San Diego	L	11-21	3422	73	3/31	116-109	@Seattle	W	26-47	16,097
33	1/7	107-103	New York	W	12-21	5808	74	4/2	118-127	@Utah	L	26-48	6608
34	1/9	100-113	@San Antonio	L	12-22	10,656	75	4/4	95-104	@Phoenix	L	26-49	10,916
35	1/12	126-139	@Denver	L	12-23	9849	76	4/7	113-118	@San Antonio	L	26-50	8759
36	1/13	117-104	Cleveland	W	13-23	6384	77	4/9	115-99	Utah	W	27-50	4960
37	1/15	114-104	New Jersey	W	14-23	6529	78	4/11	121-126	San Antonio	L	27-51	4929
38	1/17	97-109	LA Lakers	L	14-24	8679	79	4/13	95-99	@Houston	L	27-52	11,133
39	1/19	112-120	@Houston	L	14-25	9187	80	4/14	114-95	Dallas	W	28-52	7164
40	1/21	94-110	Dallas	L	14-26	6881	81	4/16	123-121	Denver	W	29-52	6013
41	1/23	106-109*	Washington	L	14-27	5859	82	4/18	106-104	Houston	W	30-52	6908

* = OT

FINAL STATISTICS

PLAYER	G.	MIN.	FGM	FGA	PCT.	FTM	FTA	PCT.	OFF.	DEF.	TOT.	AST.	PF	DQ	STL.	BLK.	PTS.	AVG.
Cliff Robinson* (KC)	38	1229	322	708	.455	125	180	.694	83	239	322	71	120	1	46	60	769	20.2
Mike Woodson (KC)	76	2186	508	1001	.507	198	254	.780	97	137	234	206	199	2	135	33	1221	16.1
Steve Johnson	78	1741	395	644	.613	212	330	.642	152	307	459	91	372	25	39	89	1002	12.8
Ernie Grunfeld	81	1892	420	822	.511	188	229	.821	55	127	182	276	191	0	72	39	1030	12.7
Reggie Johnson (KC)	31	783	163	293	.556	51	72	.708	54	135	189	31	117	4	20	27	377	12.2
Reggie King	80	2609	383	752	.509	201	285	.705	162	361	523	173	221	6	84	29	967	12.1
Larry Drew	81	1973	358	757	.473	150	189	.794	30	119	149	419	150	0	110	1	874	10.8
Phil Ford	72	1952	285	649	.439	136	166	.819	24	81	105	451	160	0	63	1	713	9.9
Eddie Johnson	74	1517	295	643	.459	99	149	.664	128	194	322	109	210	6	50	14	690	9.3
Joe Meriweather	18	380	47	91	.516	31	40	.775	25	63	88	17	68	1	13	21	125	6.9
Kevin Loder	71	1139	208	448	.464	77	107	.720	69	126	195	88	147	0	35	30	493	6.9
Ken Dennard	30	607	62	121	.512	26	40	.650	47	86	133	42	81	0	35	8	150	5.0
John Lambert* (KC)	42	493	60	139	.432	21	28	.750	36	91	127	24	80	0	12	10	142	3.4
Sam Lacey* (KC)	2	20	3	5	.600	0	2	.000	0	4	4	4	2	0	2	1	6	3.0
Leon Douglas	63	1093	70	140	.500	32	80	.400	111	179	290	35	210	5	15	38	172	2.7
Charles Whitney	23	266	25	71	.352	4	7	.571	13	27	40	19	31	0	12	1	54	2.3
Kings	82	19715	3604	7284	.495	1551	2158	.719	1086	2276	3362	2056	2359	50	743	402	8785	107.1
Opponents	82	19715	3493	6984	.500	2005	2653	.756	1171	2552	3723	1853	2136	30	707	450	9039	110.2

3-Pt. FG: Kansas City 26-130 (.200); Drew 8-27 (.296); Woodson (K.C.) 7-24 (.292); Ford 7-32 (.219); Grunfeld 2-14 (.143);

*Lambert 1-6 (.167); E. Johnson 1-11 (.091); Loder 0-11; *Robinson 0-3; R. Johnson (K.C.) 0-1; Whitney 0-1. Opponents

48-158 (.304).

* Did not finish season with team

1982-83 KANSAS CITY KINGS



1975-1985



45-37

3RD - MIDWEST
DIVISION

Front row — from
left to right, LaSalle
Thompson, Joe
Meriweather, Ken
Dennard, Steve
Johnson, Eddie Nealy,
Reggie King. Back
row — from left to
right, President and
General Manager Joe
Axelson, Trainer Bill
Jones, Larry Drew,
Ray Williams, Eddie
Johnson, Kevin Loder,
Mike Woodson, Brook
Steppe, Assistant
Coach Frank Hamblen,
Head Coach Cotton
Fitzsimmons.

G	DATE	SCORE	OPPONENT	W/L	REC.	ATT.	G	DATE	SCORE	OPPONENT	W/L	REC.	ATT.
1	10/29	113-111	Portland	W	1-0	12,492	42	1/26	115-125	Dallas	L	23-19	5156
2	11/2	119-112	Milwaukee	W	2-0	7442	43	1/28	99-114	Philadelphia	L	23-20	16,896
3	11/5	113-118	Dallas	L	2-1	7357	44	1/29	122-133	Indiana	L	23-21	5161
4	11/9	117-139	LA Lakers	L	2-2	12,402	45	1/31	97-114	New York	L	23-22	8046
5	11/10	100-106	Phoenix	L	2-3	10,148	46	2/2	117-115	Washington	W	24-22	4827
6	11/13	112-111	San Diego	W	3-3	6437	47	2/4	125-143	LA Lakers (St. Louis)	L	24-23	19,206
7	11/16	105-102	San Antonio	W	4-3	8943	48	2/6	106-116	LA Lakers	L	24-24	17,505
8	11/20	127-120	Dallas	W	5-3	9911	49	2/8	115-116*	Houston	L	24-25	6506
9	11/24	122-112	Detroit	W	6-3	8225	50	2/9	103-98	Golden State	W	25-25	6084
10	11/25	88-79	Houston	W	7-3	8583	51	2/16	102-111	Phoenix (St. Louis)	L	25-26	6078
11	11/27	105-99	Phoenix	W	8-3	8107	52	2/18	124-118	LA Lakers	W	26-26	15,116
12	11/28	110-118	Cleveland	L	8-4	1989	53	2/20	128-106	Houston	W	27-26	5737
13	11/30	103-112	New Jersey	L	8-5	9662	54	2/23	113-107	Washington	W	28-26	5525
14	12/1	143-132	Chicago	W	9-5	5425	55	2/25	125-131	San Antonio	L	28-27	9079
15	12/3	107-123	Golden State	L	9-6	5882	56	2/26	107-118	Dallas	L	28-28	14,039
16	12/5	106-103	Seattle (St. Louis)	W	10-6	8180	57	3/1	111-129	Boston	L	28-29	15,320
17	12/8	101-102*	San Antonio	L	10-7	6211	58	3/3	125-118	Detroit	W	29-29	7258
18	12/10	118-106	San Diego	W	11-7	5435	59	3/4	120-103	Indiana	W	30-29	6414
19	12/11	122-110	San Antonio	W	12-7	9044	60	3/6	144-105	San Diego	W	31-29	5566
20	12/15	119-118	New Jersey	W	13-7	7440	61	3/9	129-113	Dallas	W	32-29	11,556
21	12/17	90-93	Seattle	L	13-8	11,263	62	3/11	100-108	Milwaukee	L	32-30	11,052
22	12/18	106-90	Golden State	W	14-8	7268	63	3/13	115-120*	Seattle	L	32-31	7754
23	12/20	117-119*	Utah	L	14-9	7082	64	3/15	98-115	Portland	L	32-32	12,666
24	12/22	146-102	Denver	W	15-9	6439	65	3/16	102-110	Seattle	L	32-33	10,981
25	12/26	120-118	Utah	W	16-9	6059	66	3/18	96-109	LA Lakers	L	32-34	15,817
26	12/28	129-124	Boston	W	17-9	16,482	67	3/20	128-114	Golden State	W	33-34	5773
27	12/30	107-113	Portland	L	17-10	9704	68	3/22	117-94	Cleveland	W	34-34	4924
28	1/2	108-104	Atlanta	W	18-10	4558	69	3/24	95-112	Phoenix	L	34-35	10,087
29	1/4	121-137	Denver	L	18-11	7989	70	3/26	114-111	Dallas	W	35-35	14,574
30	1/5	138-118	Denver	W	19-11	7222	71	3/27	110-95	Portland	W	36-35	6495
31	1/7	139-117	Utah	W	20-11	7818	72	3/29	111-95	Houston	W	37-35	6291
32	1/8	113-125	Philadelphia	L	20-12	16,522	73	4/1	135-119	San Diego	W	38-35	3267
33	1/11	98-106	Utah	L	20-13	8595	74	4/2	122-112	Golden State	W	39-35	5232
34	1/12	118-113	San Antonio	W	21-13	8719	75	4/5	113-130	San Antonio	L	39-36	7887
35	1/14	120-127	San Diego	L	21-14	3012	76	4/6	130-113	Denver	W	40-36	7130
36	1/15	110-121	Portland	L	21-15	12,666	77	4/8	112-97	Utah	W	41-36	8664
37	1/16	96-111	Seattle	L	21-16	14,253	78	4/9	108-102	Utah	W	42-36	8968
38	1/19	91-88	New York	W	22-16	11,565	79	4/12	112-102	Chicago	W	43-36	3936
39	1/21	115-108	Houston	W	23-16	7129	80	4/13	114-103	Atlanta	W	44-36	8429
40	1/23	92-102	Phoenix	L	23-17	7065	81	4/15	117-102	Houston	W	45-36	8379
41	1/25	112-119	Denver	L	23-18	8133	82	4/17	116-125	Denver	L	45-37	17,619

* = OT

FINAL STATISTICS

PLAYER	G.	MIN.	FGM	FGA	PCT.	FTM	FTA	2PT.	OFF.	DEF.	TOT.	AST.	PF	DQ	STL.	BLK.	PTS.	AVG.
Larry Drew	75	2690	599	1218	.492	310	378	820	44	163	207	610	207	1	126	10	1510	20.1
Eddie Johnson	82	2933	677	1370	.494	247	317	779	191	310	501	216	259	3	70	20	1621	19.8
Mike Woodson	81	2426	584	1154	.506	298	377	790	84	164	248	254	203	0	137	59	1473	18.2
Ray Williams	72	2170	419	1068	.392	256	333	769	93	234	327	569	248	3	120	26	1109	15.4
Steve Johnson	79	1544	371	595	.624	186	324	574	140	258	398	95	323	9	40	83	928	11.7
Reggie Johnson* (KC)	50	992	178	355	.501	73	100	730	75	126	201	48	150	2	18	26	430	8.6
Joe Meriweather	78	1706	258	453	.570	102	163	626	150	274	424	64	285	4	47	86	618	7.9
LaSalle Thompson	71	987	147	287	.512	89	137	650	133	242	375	33	186	1	40	61	383	5.4
Kevin Loder	66	818	138	300	.460	53	80	663	37	88	125	72	98	0	29	8	334	5.1
Reggie King	58	995	104	225	.462	73	96	760	91	149	240	58	94	1	28	11	281	4.8
Ed Nealy	82	1643	147	247	.595	70	114	614	170	315	485	62	247	4	68	12	364	4.4
Brook Steppe	62	606	84	176	.477	76	100	760	25	48	73	68	92	0	26	3	245	4.0
Ken Dennard	22	224	11	34	.324	6	9	667	20	32	52	6	27	0	16	1	28	1.3
Leon Douglas*	5	46	2	3	.667	0	2	000	3	4	7	0	13	0	0	3	4	0.8
Kings	82	19780	3719	7485	.497	1839	2530	727	1256	2407	3663	2155	2432	28	765	409	9328	113.8
Opponents	82	19780	3531	7250	.487	2107	2885	730	1250	2403	3653	1997	2245	37	809	439	9209	112.3

3-Pt. FG: Kansas City 51-215 (.237); Loder 5-9 (.556); E. Johnson 20-71 (.282); *R. Johnson 1-4 (.250); Woodson 7-33 (.212); Williams 15-74 (.203); Steppe 1-7 (.143); Drew 2-16 (.125); Thompson 0-1. Opponents 40-188 (.213).

* Did not finish season with team

1983-84 KANSAS CITY KINGS



1975-1985

38-44 TIED 3RD - MIDWEST DIVISION

Front row — from left to right, Eddie Johnson, Eddie Nealy, LaSalle Thompson, Dave Robisch, Joe Meriweather, Mark Olberding, Larry Micheaux. Back row — from left to right, Trainer Bill Jones, President and General Manager Joe Axelson, Dane Suttle, Mike Woodson, Billy Knight, Reggie Theus, Don Buse, Larry Drew, Assistant Coach Frank Hamblen, Head Coach Cotton Fitzsimmons.

* = OT



G	DATE	SCORE	OPPONENT	W/L	REC.	ATT.	G	DATE	SCORE	OPPONENT	W/L	REC.	ATT.
1	10/28	107-117	LA Lakers	L	0-1	15,782	42	1/26	106-114	Seattle	L	17-25	6921
2	10/30	116-121	Seattle	L	0-2	6479	43	1/31	107-122	Houston	L	17-26	7151
3	11/1	116-114	Golden State	W	1-2	8140	44	2/1	110-119	@Boston	L	17-27	14,890
4	11/3	128-131	Denver	L	1-3	6035	45	2/3	114-112	@New Jersey	W	18-27	12,873
5	11/5	123-106	Houston	W	2-3	12,355	46	2/4	107-100	Denver	W	19-27	9053
6	11/8	97-100	@Chicago	L	2-4	4647	47	2/7	110-112*	Milwaukee	L	19-28	6141
7	11/9	93-95	@Milwaukee	L	2-5	9285	48	2/8	118-110	@San Antonio	W	20-28	7137
8	11/11	100-108	@Philadelphia	L	2-6	16,027	49	2/10	96-115	@Dallas	L	20-29	13,854
9	11/12	106-131	@Detroit	L	2-7	10,288	50	2/11	94-91	Washington	W	21-29	6667
10	11/15	101-100	@Washington	W	3-7	4605	51	2/14	100-106	New York	L	21-30	6193
11	11/17	129-128	@San Antonio	W	4-7	7192	52	2/16	121-99	Utah	W	22-30	5443
12	11/22	118-99	San Diego	W	5-7	5702	53	2/18	111-106	Atlanta Hawks	W	23-30	11,190
13	11/25	96-98	@Dallas	L	5-8	13,873	54	2/21	119-112	Detroit	W	24-30	8145
14	11/26	117-116	Utah	W	6-8	7424	55	2/23	95-107	Phoenix	L	24-31	11,209
15	11/28	113-104	Portland	W	7-8	5604	56	2/25	136-148	@Denver	L	24-32	13,808
16	11/30	120-118	@Phoenix	W	8-8	8507	57	2/28	142-137**	Cleveland	W	25-32	11,220
17	12/1	95-106	@Golden State	L	8-9	4463	58	3/1	108-101	@Houston	W	26-32	7633
18	12/3	107-112	@Utah	L	8-10	8314	59	3/2	94-108	@Dallas	L	26-33	13,010
19	12/6	112-103	Dallas	W	9-10	6033	60	3/3	105-103	Dallas	W	27-33	9776
20	12/8	106-129	@LA Lakers	L	9-11	11,911	61	3/6	128-110	Portland	W	28-33	8889
21	12/10	119-103	Indiana	W	10-11	7241	62	3/8	115-110	Chicago	W	29-33	6396
22	12/14	105-99	@Seattle	W	11-11	8554	63	3/11	109-115	Golden State	L	29-34	6607
23	12/15	116-119	@Golden State	L	11-12	4971	64	3/14	101-93	@Atlanta Hawks	W	30-34	4899
24	12/17	99-119	@Phoenix	L	11-13	9338	65	3/15	108-107	@Indiana	W	31-34	7803
25	12/20	131-114	Denver	W	12-13	4751	66	3/17	109-123	@New York	L	31-35	9440
26	12/23	126-122	San Antonio	W	13-13	5356	67	3/18	108-97	@Cleveland	W	32-35	2796
27	12/27	109-112	Philadelphia	L	13-14	17,009	68	3/20	115-102	@Houston	W	33-35	7143
28	12/29	127-138	@San Antonio	L	13-15	8572	69	3/21	116-123	LA Lakers	L	33-36	17,164
29	12/30	96-99	San Diego	L	13-16	6944	70	3/23	116-126	@Denver	L	33-37	11,952
30	1/3	104-123	@Portland	L	13-17	12,666	71	3/24	125-118	San Antonio	W	34-37	13,747
31	1/4	121-122	@San Diego	L	13-18	3552	72	3/27	106-110	@Utah	L	34-38	9110
32	1/6	110-130	@Utah	L	13-19	10,898	73	3/28	94-111	@Seattle	L	34-39	9115
33	1/7	100-98	Phoenix	W	14-19	9495	74	3/29	113-120	@Portland	L	34-40	12,666
34	1/10	112-102	Dallas	W	15-19	5608	75	3/31	105-103	Utah	W	35-40	13,546
35	1/12	89-95	LA Lakers	L	15-20	9131	76	4/3	109-113	@Phoenix	L	35-41	13,627
36	1/14	104-109	@Houston	L	15-21	9818	77	4/4	121-116	@San Diego	W	36-41	3203
37	1/15	109-96	San Diego	W	16-21	7502	78	4/6	97-112	@LA Lakers	L	36-42	17,505
38	1/17	113-122	Boston	L	16-22	11,478	79	4/7	89-98	@Golden State	L	36-43	9000
39	1/20	114-116	@Denver	L	16-23	10,997	80	4/10	113-125	Seattle	L	36-44	11,512
40	1/21	94-114	@Portland	L	16-24	12,666	81	4/12	114-102	San Antonio	W	37-44	12,994
41	1/24	113-104	New Jersey	W	17-24	6090	82	4/14	108-96	Houston	W	38-44	16,147

1983-84 PLAYOFFS

First Round (0-3)

April 18 Kansas City 105 @ Los Angeles 116

April 20

Kansas City 102 @ Los Angeles 109

April 22

Kansas City 102 vs. Los Angeles 108

FINAL STATISTICS

PLAYER	G.	MIN.	FGM	FGA	PCT.	FTM	FTA	PCT.	OFF.	DEF.	TOT.	AST.	PF	DQ	STL.	BLK.	PTS.	AVG.
Eddie Johnson	82	2920	753	1552	.485	268	331	.810	165	290	455	296	266	4	76	21	1794	21.9
Larry Drew	73	2363	474	1026	.462	243	313	.776	33	113	146	558	170	0	121	10	1194	16.4
Reggie Theus (KC)	30	897	170	388	.438	130	173	.751	29	54	83	210	93	1	29	9	474	15.8
Mike Woodson	71	1838	389	816	.477	247	302	.818	62	113	175	175	174	2	83	28	1027	14.5
Billy Knight	75	1885	358	729	.491	243	283	.859	89	166	255	160	122	0	54	6	963	12.8
LaSalle Thompson	80	1915	333	637	.523	160	223	.717	260	449	709	86	327	8	71	145	826	10.3
Steve Johnson	50	893	189	342	.553	101	177	.571	94	158	252	63	188	7	22	48	479	9.6
Mark Olberding	81	2160	249	504	.494	261	318	.821	119	326	445	192	291	2	50	28	759	9.4
Joe Meriweather	73	1501	193	363	.532	94	123	.764	111	242	353	51	247	8	35	61	480	6.6
Dane Suttle	40	469	109	214	.509	40	47	.851	21	25	46	46	46	0	20	0	258	6.5
Dave Robisch (KC)	8	162	18	48	.375	11	13	.846	12	17	29	6	15	0	3	1	47	5.9
Don Buse	76	1327	150	352	.426	63	80	.788	29	87	116	303	62	0	86	1	381	5.0
Kevin Loder* (KC)	10	133	19	43	.442	9	13	.692	7	11	18	14	15	0	3	5	48	4.8
Larry Micheaux	39	332	49	90	.544	21	39	.538	40	73	113	19	46	0	21	11	119	3.1
Ed Nealy	71	960	63	126	.500	48	60	.800	73	149	222	50	138	1	41	9	174	2.5
Kings	82	19755	3516	7230	.486	1939	2495	.777	1144	2273	3417	2229	2200	33	715	383	9023	110.0
Opponents	82	19755	3601	7169	.502	1909	2510	.761	1126	2387	3513	2108	2191	30	660	493	9144	111.5


3-Pt. FG: Kansas City 52-189 (.275); *Loder 1-3 (.333); E. Johnson 20-64 (.313); Buse 18-59 (.305); Drew 3-10 (.300); Knight 4-14 (.286); Woodson 2-8 (.250); Theus (K.C.) 4-27 (.148); Suttle 0-3; Olberding 0-1. Opponents 33-164 (.201).

* Did not finish season with team

1984-85 KANSAS CITY KINGS



1975-1985



31-51
5TH - MIDWEST
DIVISION

Front row — from left to right, Don Buse, Larry Drew, Eddie Johnson, LaSalle Thompson, Mark Olberding, Reggie Theus, Mike Woodson. Back row — from left to right, Assistant Coach Frank Hamblen, Head Coach Phil Johnson, Joe Meriweather, Mark McNamara, Otis Thorpe, Peter Verhoeven, David Pope, President and General Manager Joe Axelson, Trainer Bill Jones.

G	DATE	SCORE	OPPONENT	W/L	REC.	ATT.	G	DATE	SCORE	OPPONENT	W/L	REC.	ATT.
1	10/27	119-140	Portland	L	0-1	11,321	42	1/24	119-120	Milwaukee	L	14-28	6228
2	10/30	104-109	Chicago	L	0-2	9391	43	1/26	120-111	Golden State	W	15-28	4999
3	11/1	106-109	Houston	L	0-3	11,640	44	1/29	97-103	@Chicago	L	15-29	7216
4	11/3	114-128	Denver	L	0-4	6440	45	1/30	116-120	@Detroit	L	15-30	9556
5	11/6	94-108	@Houston	L	0-5	13,590	46	2/1	123-142	@Boston	L	15-31	14,890
6	11/9	101-99	@New Jersey	W	1-5	9492	47	2/2	106-124	@Cleveland	L	15-32	3775
7	11/10	100-113	@New York	L	1-6	9373	48	2/5	135-116	San Antonio	W	16-32	3629
8	11/16	116-128	@LA Lakers	L	1-7	13,287	49	2/7	96-114	Utah	L	16-33	5153
9	11/17	113-121	@LA Clippers	L	1-8	7335	50	2/12	109-127	@San Antonio	L	16-34	7155
10	11/20	129-122	Utah	W	2-8	7132	51	2/14	123-138	Denver	L	16-35	6256
11	11/21	92-97	@Washington	L	2-9	4862	52	2/16	111-106	@Seattle	W	17-35	6685
12	11/23	122-105	@Indiana	W	3-9	11,504	53	2/17	96-115	@Portland	L	17-36	12,666
13	11/24	124-135	Boston	L	3-10	17,341	54	2/19	116-96	Portland	W	18-36	3424
14	11/27	96-104	@Seattle	L	3-11	5160	55	2/21	117-123	LA Lakers	L	18-37	9606
15	11/29	107-110	@Golden State	L	3-12	3782	56	2/23	98-121	Dallas	L	18-38	6193
16	11/30	121-130	@LA Lakers	L	3-13	12,766	57	2/26	110-103	Phoenix	W	19-38	3451
17	12/5	121-100	Atlanta	W	4-13	5355	58	2/28	119-127	Philadelphia	L	19-39	11,638
18	12/7	113-121	@Phoenix	L	4-14	10,306	59	3/2	111-114	@Phoenix	L	19-40	14,502
19	12/9	120-123	@Utah (Las Vegas)	L	4-15	4070	60	3/3	126-122*	@LA Clippers	W	20-40	7374
20	12/11	121-120	San Antonio	W	5-15	5687	61	3/5	134-113	New Jersey	W	21-40	3558
21	12/12	107-116	@Dallas	L	5-16	14,226	62	3/7	142-140	Denver	W	22-40	3475
22	12/14	123-117	@Denver	W	6-16	6497	63	3/8	114-127	@Milwaukee	L	22-41	11,052
23	12/15	110-105	Seattle	W	7-16	5732	64	3/10	129-111	LA Clippers	W	23-41	4367
24	12/18	127-116	Phoenix	W	8-16	4498	65	3/12	120-114	Portland	W	24-41	3482
25	12/20	118-113	@Portland	W	9-16	12,666	66	3/13	100-118	@Dallas	L	24-42	16,963
26	12/22	129-123	Detroit	W	10-16	6190	67	3/15	112-115	@Utah	L	24-43	9703
27	12/26	122-133	@Utah	L	10-17	8790	68	3/17	107-101	Utah	W	25-43	3737
28	12/27	96-92	Houston	W	11-17	12,986	69	3/20	118-117*	@Philadelphia	W	26-43	8874
29	12/29	115-123	Indiana	L	11-18	5961	70	3/22	121-102	@Atlanta	W	27-43	13,890
30	1/2	107-115	Phoenix	L	11-19	5760	71	3/23	113-105	New York	W	28-43	4554
31	1/4	132-112	LA Clippers	W	12-19	5272	72	3/25	121-106	Seattle	W	29-43	3787
32	1/5	107-135	@Dallas	L	12-20	17,007	73	3/26	93-115	@Houston	L	29-44	11,438
33	1/7	110-101	Golden State	W	13-20	4794	74	3/28	115-133	@Denver	L	29-45	10,449
34	1/8	110-112	@Houston	L	13-21	13,406	75	3/30	137-121	Golden State	W	30-45	4999
35	1/10	110-117*	Dallas	L	13-22	4997	76	4/3	122-124	@LA Clippers	L	30-46	7541
36	1/11	121-143	@Denver	L	13-23	7410	77	4/5	125-132	@LA Lakers	L	30-47	14,625
37	1/13	114-119	@Seattle	L	13-24	7814	78	4/6	125-141	@Golden State	L	30-48	4836
38	1/15	112-116	Cleveland	L	13-25	4720	79	4/9	117-105	Dallas	W	31-48	3862
39	1/17	130-141	San Antonio	L	13-26	5995	80	4/11	123-125	Houston	L	31-49	7396
40	1/19	103-98	Washington	W	14-26	6335	81	4/12	112-117	@San Antonio	L	31-50	7317
41	1/22	113-117	@San Antonio	L	14-27	7958	82	4/14	116-122	LA Lakers	L	31-51	11,371

* = OT

FINAL STATISTICS

PLAYER	G.	MIN.	FGM	FGA	PCT.	FTM	FTA	PCT.	OFF.	DEF.	TOT.	AST.	PF	DQ	STL.	BLK.	PTS.	AVG.
Eddie Johnson	82	3029	769	1565	.491	325	373	.871	151	256	407	273	237	2	83	22	1876	22.9
Mike Woodson	78	1998	530	1068	.496	264	330	.800	69	129	198	143	216	1	117	28	1329	17.0
Reggie Theus	82	2543	501	1029	.487	334	387	.863	106	164	270	656	250	0	95	18	1341	16.4
Larry Drew	72	2373	457	913	.501	154	194	.794	39	125	164	484	147	0	93	8	1075	14.9
Otis Thorpe	82	1918	411	685	.600	230	371	.620	187	369	556	111	256	2	34	37	1052	12.8
LaSalle Thompson	82	2458	369	695	.531	227	315	.721	274	580	854	130	328	4	98	128	965	11.8
Mike Olberding	81	2277	265	528	.502	293	352	.832	139	374	513	243	298	8	56	11	823	10.2
Billy Knight* (KC)	16	189	31	69	.449	13	16	.813	10	12	22	21	14	0	2	1	76	4.8
Joe Meriweather	76	1061	121	243	.498	96	124	.774	94	169	263	27	181	1	17	28	339	4.5
Don Buse	65	939	82	203	.404	23	30	.767	21	40	61	203	75	0	38	1	218	3.4
Ed Nealy	22	225	26	44	.591	10	19	.526	15	29	44	18	26	0	3	1	62	2.8
Mark McNamara (KC)	33	210	28	58	.483	23	44	.523	24	33	57	6	22	0	5	7	79	2.4
Peter Verhoeven	54	366	51	108	.472	21	25	.840	28	35	63	17	85	1	15	7	123	2.3
Dane Suttle*	6	24	6	13	.462	2	2	1.000	04	3	3	2	3	0	1	0	14	2.3
David Pope* (KC)	22	129	17	53	.321	7	13	.538	9	9	18	5	30	0	3	3	41	1.9
Kenny Natt* (KC)	4	16	0	1	.000	0	0	—	1	0	1	3	1	0	0	0	0	0.0
Kings	82	19755	3664	7275	.504	2022	2595	.779	1167	2327	3494	2342	2169	19	661	300	9413	114.8
Opponents	82	19755	3805	7461	.510	1957	2546	.769	1166	2267	3433	2344	2205	30	761	512	9632	117.5

3-Pt. FG: Kansas City 62-238 (.265); *Knight 1-1 (.000); Meriweather 1-2 (.500); Buse 31-87 (.356); Drew 7-28 (.250); Johnson 13-54 (.241); Woodson 5-21 (.238); Theus 5-38 (.139); Olberding 0-3; Thorpe 0-2; *Pope 0-1; *Suttle 0-1; Verhoeven 0-1. Opponents 65-259 (.251).

* Did not finish season with team



Front row — from left to right, Reggie Theus, Mark Olberding, Otis Thorpe, Rich Kelley, Joe Kleine, LaSalle Thompson, Eddie Johnson. Back row — from left to right, Assistant Coach Jerry Reynolds, Assistant Coach Frank Hamblen, Head Coach Phil Johnson, Mike Bratz, Carl Henry, Terry Tyler, Mike Woodson, Larry Drew, President and General Manager Joe Axelson, Trainer Bill Jones.

FINAL STATISTICS

PLAYER	G.	MIN.	FGM	FGA	PCT.	FTM	FTA	PCT.	OFF.	DEF.	TOT.	AST.	PF	DQ	STL.	TO	BLK.	PTS.	AVG.
Eddie Johnson	82	2514	623	1311	.475	280	343	.816	173	246	419	214	237	0	54	191	17	1530	18.7
Reggie Theus	82	2919	546	1137	.480	405	490	.827	73	231	304	788	231	3	112	327	20	1503	18.3
Mike Woodson	81	2417	510	1073	.475	242	289	.837	94	132	226	197	215	1	92	145	37	1264	15.6
LaSalle Thompson	80	2377	411	794	.518	202	276	.732	252	518	770	168	295	8	71	184	109	1024	12.8
Larry Drew	75	1971	376	776	.485	128	161	.795	25	100	125	338	134	0	66	133	2	890	11.9
Otis Thorpe	75	1675	289	492	.587	164	248	.661	137	283	420	84	233	3	35	123	34	742	9.9
Terry Tyler	71	1651	295	649	.455	84	112	.750	109	204	313	94	159	0	64	94	108	674	9.5
Mark Olberding	81	2157	225	403	.558	162	210	.771	113	310	423	266	276	3	43	148	23	612	7.6
Joe Kleine	80	1180	160	344	.465	94	130	.723	113	260	373	46	224	1	24	107	34	414	5.2
Carl Henry	28	149	31	67	.463	12	17	.706	8	11	19	4	11	0	5	9	0	78	2.8
Michael Adams*	18	139	16	44	.364	8	12	.667	2	4	6	22	9	0	9	11	1	40	2.2
Mike Bratz	33	269	26	70	.371	14	18	.778	2	21	23	39	43	0	13	17	0	70	2.1
Rich Kelley	37	324	28	49	.571	18	22	.818	29	52	81	43	62	0	10	22	3	74	2.0
David Cooke*	6	38	2	11	.182	5	10	.500	5	5	10	1	5	0	4	2	0	9	1.5
Kings	82	19780	3538	7220	.490	1818	2338	.778	1135	2377	3512	2304	2134	19	602	1553	388	8924	108.8
Opponents	82	19780	3566	7225	.494	1971	2609	.755	1142	2339	3481	2118	2083	29	751	1409	478	9176	111.9

3-Pt. FG: Sacramento Kings 30-134 (.224); Henry 4-10 (.400); Drew 10-31 (.323); Bratz 4-14 (.286); Johnson 4-20 (.200); Theus 6-35 (.171); Woodson 2-13 (.154); *Adams 0-3; Tyler 0-3; Kelley 0-2; Olberding 0-2; Thompson 0-1. Opponents 73-281 (.260).

* Did not finish season with team

1985-86 PLAYOFFS

Fifth Place in Midwest Division

First Round (0-3)

April 17	Sacramento 87	@	Houston	107
April 19	Sacramento 103	@	Houston	111
April 22	Sacramento 98	vs.	Houston	113

TEAM NOTES

- With the seventh overall pick in the 1985 NBA Draft (June 18), the Kings made Arkansas forward Joe Kleine the club's first draft selection in the Sacramento era.
- On August 20, 1985, the Atlantic Richfield Company (ARCO) and the Sacramento Sports Association, owners of the Kings and the Sacramento Sports Arena, agreed to a 10-year sponsorship contract which included naming the facility ARCO Arena.
- On October 25, 1985, the LA Clippers defeated the Kings, 108-104, before a sold out crowd of 10,333 at ARCO Arena in the first regular season professional basketball game played in Sacramento.
- Kings clinched a berth in the Western Conference playoffs on April 5, 1986 with a 119-110 victory versus Phoenix.
- On April 22, 1986, in the third game of a first round Western Conference playoff matchup, the Houston Rockets defeated the Kings, 113-98, before a standing room only crowd at ARCO Arena. The Rockets went on to defeat the Kings, 3-0, in the series and advance to the NBA Finals before losing, 4-2, to the Boston Celtics.

1985-86 GAME-BY-GAME

G	DATE	SCORE	+/-	OPPONENT	W/L	REC	KINGS HI. SCORER	OPPONENT HI. SCORER	ATT
1	10/25	104-108	-4	LA Clippers	L	0-1	Theus-24	Smith-36	10,333
2	10/26	112-123	-11	@Denver	L	0-2	Thorpe-24	English-32	9309
3	10/31	122-116	+6	Houston	W	1-2	Johnson-37	Olajuwon-30	10,333
4	11/2	113-119	-6	@Dallas	L	1-3	Thorpe-24	Aguirre-42	16,373
5	11/7	94-95	-1	Cleveland	L	1-4	Drew-23	Free-29	10,333
6	11/9	98-93	+5	Seattle	W	2-4	Woodson-17	McDaniel-18	10,333
7	11/10	111-117	-6	@Golden State	L	2-5	Thorpe-24	Short/Smith-21	11,568
8	11/12	115-126	-11	@Portland	L	2-6	Johnson/Drew-26	Vandeweghe-26	12,666
9	11/14	112-103	+9	Golden State	W	3-6	Johnson-29	Short-32	10,333
10	11/16	96-100	-4	Utah	L	3-7	Drew-24	Dantley-36	10,333
11	11/19	103-99	+4	@San Antonio	W	4-7	Woodson-26	Mitchell-18	5486
12	11/21	97-131	-34	Milwaukee	L	4-8	Johnson-28	Lister/Breuer-19	10,333
13	11/23	118-122	-4	@Denver	L	4-9	Johnson-22	Natt-29	11,793
14	11/24	103-118	-15	New Jersey	L	4-10	Theus/Wood-16	Birdsong-21	10,333
15	11/26	111-107	+4	Phoenix	W	5-10	Theus-25	Edwards-30	10,333
16	11/29	111-133	-22	@Dallas	L	5-11	Theus-23	Aguirre/Perkins-27	17,007
17	11/30	114-131	-17	@Houston	L	5-12	Theus-27	Olajuwon/Leavell-21	14,840
18	12/3	131-118	+13	Chicago	W	6-12	Johnson-29	Wooldridge-23	10,333
19	12/4	103-128	-25	@LA Clippers	L	6-13	Theus/Wood-14	Johnson-31	5472
20	12/7	122-112	+10	@Detroit	W	7-13	Woodson-29	Thomas-27	12,467
21	12/8	89-111	-22	@Washington	L	7-14	Woodson-18	Ruland-25	4553
22	12/10	100-106	-6	@New Jersey	L	7-15	Johnson-23	Richardson-23	9018
23	12/11	101-118	-17	@Boston	L	7-16	Henry-18	Bird-24	14,890
24	12/14	108-103	+5	@Chicago	W	8-16	Theus-21	Green-21	8823
25	12/15	82-140	-58	@Milwaukee	L	8-17	Theus-18	Cummings-21	10,103
26	12/17	132-121	+11	Detroit	W	9-17	Theus-27	Thomas-28	10,333
27	12/19	106-107	-1	@Phoenix	L	9-18	Theus-26	Nance-30	9429
28	12/21	116-117	-1	LA Lakers	L	9-19	Johnson-31	Johnson-24	10,333
29	12/26	121-131	-10	@Golden State	L	9-20	Johnson/Theus-30	Short-41	10,431
30	12/28	111-133	-22	LA Lakers	L	9-21	Theus/Thompson-21	Worthy-31	10,333
31	12/30	84-87	-3	Philadelphia	L	9-22	Johnson-16	Barkley-26	10,333
32	1/2	114-106	+8	San Antonio	W	10-22	Woodson-24	Matthews-23	10,333
33	1/4	112-107	+5	Denver	W	11-22	Woodson-28	English-28	10,333
34	1/6	106-87	+19	Washington	W	12-22	Woodson-21	Williams-22	10,333
35	1/8	88-87	+1	@Indiana	W	13-22	Woodson-25	Williams-18	6557
36	1/10	102-113	-11	@Philadelphia	L	13-23	Theus-23	Malone-26	12,147
37	1/11	101-105	-4	@Cleveland	L	13-24	Woodson-23	Free-24	8495
38	1/13	97-115	-18	@New York	L	13-25	Woodson-21	Ewing-24	12,571
39	1/14	104-115	-11	@Atlanta	L	13-26	Tyler-20	Wilkins-25	4343
40	1/17	125-111	+14	@Golden State	W	14-26	Woodson-31	Short-28	11,409
41	1/18	98-96*	+2	Seattle	W	15-26	Johnson-24	Sikma-30	10,333
42	1/21	119-110	+9	Dallas	W	16-26	Johnson-27	Blackman-23	10,333
43	1/23	107-124	-17	@Houston	L	16-27	Thompson-22	Reid-23	13,215
44	1/25	125-129	-4	Portland	L	16-28	Theus-28	Vandeweghe-33	10,333
45	1/26	121-116	+5	@Portland	W	17-28	Johnson-38	Vandeweghe-29	12,666
46	1/28	125-120	+5	Denver	W	18-28	Tyler-26	English-36	10,333
47	1/30	109-111	-2	Houston	L	18-29	Woodson-26	Lloyd-26	10,333
48	1/31	101-113	-12	@Utah	L	18-30	Theus-37	Dantley-33	10,545
49	2/3	94-90	+4	New York	W	19-30	Woodson-24	Ewing-18	10,333
50	2/6	115-106	+9	Seattle	W	20-30	Theus-23	Henderson/Young-18	10,333
51	2/11	105-100	+5	Boston	W	21-30	Woodson-27	Bird-29	10,333
52	2/13	114-123	-9	Atlanta	L	21-31	Theus-28	Wilkins-43	10,333
53	2/16	94-113	-19	@San Antonio	L	21-32	Drew-18	Lamp-16	7342
54	2/18	115-105	+10	Houston	W	22-32	Theus/Wood-22	Sampson-24	10,333
55	2/20	107-105	+2	San Antonio	W	23-32	Jhsn/Theus/Wood-18	Robertson-21	10,333
56	2/21	118-110	+8	@Phoenix	W	24-32	Johnson-36	Davis-31	12,345
57	2/23	127-124	+3	Golden State	W	25-32	Johnson-23	Short-34	10,333
58	2/25	102-100	+2	@Seattle	W	26-32	Johnson-20	Henderson-22	5069
59	2/28	121-100	+21	Indiana	W	27-32	Theus-27	Williams-25	10,333
60	3/1	94-110	-16	@Utah	L	27-33	Theus-17	Dantley-25	12,452
61	3/4	94-92	+2	Utah	W	28-33	Theus/Johnson-19	Dantley-36	10,333
62	3/6	105-116	-11	@Houston	L	28-34	Woodson-34	Sampson-35	12,802
63	3/8	121-122**	-1	@LA Lakers	L	28-35	Thorpe-28	Johnson-33	17,505
64	3/9	102-117	-15	Dallas	L	28-36	Woodson-17	Blackman-27	10,333
65	3/11	132-120	+12	San Antonio	W	29-36	Theus-33	Mitchell-31	10,333
66	3/12	127-120*	+7	@Dallas	W	30-37	Theus-32	Blackman-46	16,890
67	3/14	104-105	-1	@LA Clippers	L	30-37	Johnson-29	Benjamin-26	7717
68	3/16	113-119	-6	@Denver	L	30-38	Johnson-29	English-36	14,366
69	3/18	117-113	+4	Denver	W	31-38	Johnson-24	English-29	10,333
70	3/19	104-108	-4	@Phoenix	L	31-39	Theus-25	Davis-26	10,676
71	3/22	113-115	-2	LA Lakers	L	31-40	Theus-20	Worthy-32	10,333
72	3/23	102-112	-10	@Portland	L	31-41	Woodson-39	Drexler-32	12,666
73	3/25	116-99	+17	Portland	W	32-41	Drew/Theus/Tyler-18	Vanderweghe-23	10,333
74	3/27	103-101	+2	@Seattle	W	33-41	Theus-24	Sikma-24	5093
75	3/29	103-112	-9	LA Clippers	L	33-42	Thompson-20	Benjamin/Cage-21	10,333
76	4/1	109-99	+10	@San Antonio	W	34-42	Woodson-21	Mitchell-24	5371
77	4/3	105-135	-30	@LA Lakers	L	34-43	Woodson-19	Scott-24	17,505
78	4/5	119-110	+9	Phoenix	W	35-43	Theus-21	Davis-20	10,333
79	4/7	122-115	+7	Dallas	W	36-43	Theus-19	Aguirre-24	10,333
80	4/9	113-108	+5	@Utah	W	37-43	Johnson-26	Dantley-45	12,230
81	4/10	108-119	-11	Utah	L	37-44	Thompson-24	Bailey-22	10,333
82	4/12	92-105	-13	LA Lakers	L	37-45	Thompson-25	Scott-22	10,333

* = OT



Front row — from left to right, Mark Olberding, Eddie Johnson, Joe Kleine, LaSalle Thompson, Johnny Rogers, Otis Thorpe. Back row — from left to right, Head Coach Jerry Reynolds, President and General Manager Joe Axelson, Othell Wilson, Terry Tyler, Reggie Theus, Harold Pressley, Derek Smith, Franklin Edwards, Assistant Coach Don Buse, Trainer Bill Jones.

FINAL STATISTICS

PLAYER	G.	MIN.	FGM	FGA	PCT.	FTM	FTA	PCT.	OFF.	DEF.	TOT.	AST.	PF	DQ	STL.	TO	BLK.	PTS.	AVG.
Reggie Theus	79	2872	577	1223	.472	429	495	.867	86	180	266	692	208	3	78	289	16	1600	20.3
Otis Thorpe	82	2956	567	1050	.540	413	543	.761	259	560	819	201	292	11	46	189	60	1547	18.9
Eddie Johnson	81	2457	606	1309	.463	267	322	.829	146	207	353	251	218	4	42	163	19	1516	18.7
Derek Smith	52	1658	338	757	.447	178	228	.781	60	122	182	204	184	3	46	126	23	863	16.6
LaSalle Thompson	82	2166	362	752	.481	188	255	.737	237	450	687	122	290	6	69	143	126	912	11.1
Terry Tyler	82	1930	329	664	.495	101	140	.721	116	212	328	73	151	1	55	78	78	760	9.3
Joe Kleine	79	1658	256	543	.471	110	140	.786	173	310	483	71	213	2	35	90	30	622	7.9
Brook Steppe*	34	665	95	199	.477	73	88	.830	21	40	61	81	56	0	18	54	3	266	7.8
Harold Pressley	67	913	134	317	.423	35	48	.729	68	108	176	120	96	1	40	63	21	310	4.6
Johnny Rogers	45	468	90	185	.486	9	15	.600	30	47	77	26	66	0	9	20	8	189	4.2
Othell Wilson	53	789	82	185	.443	43	54	.796	28	53	81	207	67	0	42	77	4	210	4.0
Franklin Edwards	8	122	9	32	.281	10	14	.714	2	8	10	29	7	0	5	17	0	28	3.5
Mark Olberding	76	1002	69	165	.418	116	131	.885	50	135	185	91	144	0	18	56	9	254	3.3
Bruce Douglas*	8	98	7	24	.292	0	4	.000	5	9	14	17	9	0	9	9	0	14	1.8
Jerry Eaves*	3	26	1	8	.125	2	2	1.000	1	0	1	0	6	0	1	2	0	4	1.3
Kings	82	19780	3522	7413	.475	1974	2479	.796	1282	2441	3723	2185	2007	31	513	1403	397	9095	110.9
Opponents	82	19780	3656	7469	.489	1922	2500	.769	1160	2355	3515	2154	2068	21	707	1210	487	9359	114.1

3-Pt. FG: Sacramento Kings 77-307 (.251); *Steppe 3-9 (.333); Tyler 1-3 (.333); Johnson 37-118 (.314); Smith 9-33 (.273); Pressley 7-28 (.250); Theus 17-78 (.218); Wilson 3-18 (.167); Rogers 0-5; Thompson 0-5; Edwards 0-4; Thorpe 0-3; *Douglas 0-1; Olberding 0-1. Opponents 125-395 (.316).

* Did not finish season with team

TEAM NOTES

- Prior to the 1986-87 campaign, Kings officials announced the franchise had achieved a season ticket base of 9,600.
- Second-year forward Otis Thorpe received EDGE/ NBA Player of the Week honors (Jan. 11-18) after averaging 23.3 ppg on .685 field goal shooting in leading the team to victories over Portland (120-118) and Seattle (125-115).
- With a 14-32 record, Head Coach Phil Johnson and Assistant Coach Frank Hamblen were relieved of their duties on February 9, 1987. Assistant Coach Jerry Reynolds was named interim head coach and former Kings guard Don Buse was named interim assistant coach.
- On April 22, 1987, the NBA Board of Governors granted the Kings a one-year extension on their request to delay completion of ARCO Arena II until the 1988-89 season. A divisional realignment was also announced, moving the Kings from the Midwest Division into the Pacific Division, beginning in 1988-89.
- On April 27, 1987, the Kings named NBA Hall of Fame center Bill Russell as head coach, effective June 1, 1987. Willis Reed joined the staff as an assistant coach on May 23, 1986.
- On May 19, 1987, Sacramento Basketball Banquet I was held honoring local high school, junior college, and collegiate basketball players and coaches, including California standout guard and Sacramento High School graduate Kevin Johnson. Otis Thorpe was selected by the media as the Kings Player of the Year. Jim Pollard was chosen as the California Basketball Legend and Indiana University Head Coach Bobby Knight was the keynote speaker.
- With the sixth overall selection in the 1987 NBA Draft, the Kings selected North Carolina guard Kenny Smith.

1986-87 GAME-BY-GAME

G	DATE	SCORE	+/-	OPPONENT	W/L	REC	KINGS HI. SCORER	OPPONENT HI. SCORER	ATT
1	10/31	107-106	+1	LA Clippers	W	1-0	Theus-32	Maxwell-21	10,333
2	11/1	103-114	-11	@Seattle	L	1-1	Theus-25	McDaniel-27	6296
3	11/4	84-100	-16	Houston	L	1-2	Smith-22	Olajuwon-26	10,333
4	11/6	95-106	-11	New York	L	1-3	Smith-26	Cartwright-21	10,333
5	11/8	90-102	-12	@Houston	L	1-4	Steppe-17	Olajuwon/Wiggins-25	16,016
6	11/11	119-114	+5	Cleveland	W	2-4	Smith-25	Harper-34	10,333
7	11/12	110-108	+2	@Denver	W	3-4	Tyler-20	Alarie-20	7225
8	11/16	111-113	-2	@LA Lakers	L	3-5	Smith-26	Johnson-34	13,421
9	11/18	105-119	-14	@Seattle	L	3-6	Smith-21	Ellis-28	5411
10	11/20	92-83	+9	Indiana	W	4-6	Thorpe-20	Person-21	10,333
11	11/22	99-107	-8	Milwaukee	L	4-7	Tyler-23	Cummings-24	10,333
12	11/25	123-102	+21	Phoenix	W	5-7	Thorpe-27	Davis-28	10,333
13	11/26	117-129	-12	@Dallas	L	5-8	Johnson-26	Aguirre-29	16,954
14	11/28	97-103	-6	Golden State	L	5-9	Theus-30	Carroll-23	10,333
15	11/30	109-113	-4	Atlanta	L	5-10	Theus-28	Wilkins-27	10,333
16	12/2	124-127	-3	Dallas	L	5-11	Thorpe-30	Aguirre-32	10,333
17	12/4	102-106	-4	Portland	L	5-12	Johnson-22	Drexler-31	10,333
18	12/6	111-114	-3	Utah	L	5-13	Thompson-26	Tripucka/Griffith-20	10,333
19	12/9	120-107	+13	@New Jersey	W	6-13	Theus-33	Woolridge/Washington-27	7521
20	12/10	101-108	-7	@Detroit	L	6-14	Thorpe-23	Dantley-33	10,344
21	12/12	120-130	-10	@Atlanta	L	6-15	Johnson-28	Wilkins-28	11,808
22	12/13	106-119	-13	@Houston	L	6-16	Theus-26	Olajuwon-28	16,016
23	12/16	119-120	-1	Denver	L	6-17	Smith-31	English-45	10,333
24	12/18	117-113	+4	@LA Clippers	W	7-17	Theus-26	Woodson-28	6825
25	12/20	122-114	+8	Phoenix	W	8-17	Smith-27	Davis-28	10,333
26	12/23	117-127*	-10	LA Lakers	L	8-18	Theus/Thompson-20	Johnson-46	10,333
27	12/27	95-99	-4	Philadelphia	L	8-19	Thorpe-26	Robinson-23	10,333
28	12/29	102-119	-17	Boston	L	8-20	Kleine-17	Bird-27	10,333
29	1/2	109-115	-6	@Golden State	L	8-21	Theus-30	Carroll-35	11,726
30	1/4	111-128	-17	@Portland	L	8-22	Smith-25	Drexler-26	12,666
31	1/6	112-104	+8	Denver	W	9-22	Thorpe-27	English-30	10,333
32	1/9	99-109	-10	@Boston	L	9-23	Steppe-22	Parish-28	14,890
33	1/10	115-119	-4	@New York	L	9-24	Thorpe-25	Ewing-34	12,423
34	1/12	109-113	-4	@Washington	L	9-25	Thorpe-26	M. Malone-41	6215
35	1/13	89-113	-24	@Milwaukee	L	9-26	Thompson-19	Cummings-23	10,765
36	1/15	120-118	+2	Portland	W	10-26	Theus/Thorpe-29	Vandeweghe-37	10,333
37	1/17	125-115	+10	Seattle	W	11-26	Theus-29	McDaniel-37	10,333
38	1/20	123-114	+9	Golden State	W	12-26	Theus-31	Floyd-24	10,333
39	1/23	89-109	-20	@Portland	L	12-27	Thorpe/Tyler-12	Carr-20	12,666
40	1/24	138-113	+25	Detroit	W	13-27	Johnson-27	Dumars-24	10,333
41	1/27	118-115	+3	New Jersey	W	14-27	Thorpe-21	Woolridge-22	10,333
42	1/29	107-113	-6	San Antonio	L	14-28	Smith-21	Berry-24	10,333
43	1/31	113-142	-29	@Denver	L	14-29	Johnson-23	English-33	11,354
44	2/1	113-121	-8	Utah	L	14-30	Johnson-29	Green-24	10,333
45	2/3	95-101	-6	@Utah	L	14-31	Theus-26	Bailey-25	11,826
46	2/4	92-128	-36	@LA Lakers	L	14-32	Theus-25	Scott-21	14,729
47	2/10	98-114	-16	LA Lakers	L	14-33	Thorpe-27	Scott-30	10,333
48	2/12	129-125	+4	Dallas	W	15-33	Theus-24	Aguirre-40	10,333
49	2/14	136-111	+25	Washington	W	16-33	Smith-21	Cook-21	10,333
50	2/16	124-120*	+4	@Chicago	W	17-33	Thorpe-29	Jordan-43	13,771
51	2/18	119-129	-10	@Cleveland	L	17-34	Theus/Johnson-27	Daughtery-33	6231
52	2/20	91-123	-32	@Philadelphia	L	17-35	Theus-22	Toney-32	15,344
53	2/22	101-103	-2	@Indiana	L	17-36	Theus-32	Tisdale-35	14,460
54	2/24	112-106	+6	@San Antonio	W	18-36	Johnson-31	Mitchell-25	7306
55	2/25	101-108	-7	@Dallas	L	18-37	Theus-28	Blackman-35	17,007
56	2/28	106-111	+5	@LA Clippers	L	18-38	Thorpe-26	Benjamin-20	8575
57	3/2	117-114	+3	@Denver	W	19-38	Johnson/Thorpe-24	English-26	8144
58	3/4	102-108*	-6	Houston	L	19-39	Thorpe-30	Petersen-28	10,333
59	3/6	119-130	-11	@San Antonio	L	19-40	Johnson-38	Mitchell/Robertson-27	5606
60	3/7	102-105	-3	@Phoenix	L	19-41	Thorpe-26	Davis-36	12,037
61	3/10	114-125	-11	@Golden State	L	19-42	Theus-30	Carroll-31	10,816
62	3/12	109-113	-4	Utah	L	19-43	Johnson-36	Malone-37	10,333
63	3/14	116-123	-7	@Utah	L	19-44	Theus-29	Malone-29	12,212
64	3/15	107-106	+1	Seattle	W	20-44	Thorpe-22	Elis-40	10,333
65	3/17	106-108	-2	San Antonio	L	20-45	Thorpe-27	Robertson-30	10,333
66	3/19	104-105	-1	Dallas	L	20-46	Theus-18	Aguirre-28	10,333
67	3/21	97-112	-15	Chicago	L	20-47	Johnson-29	Jordan-40	10,333
68	3/22	121-129	-8	@LA Lakers	L	20-48	Theus-33	Johnson-33	17,505
69	3/24	128-116	+12	Portland	W	21-48	Johnson-26	Drexler-32	10,333
70	3/26	124-115	+9	Phoenix	W	22-48	Thorpe-24	W. Davis-26	10,333
71	3/28	113-91	+22	LA Clippers	W	23-48	Johnson-20	Woodson-25	10,333
72	3/31	129-132	-3	@Seattle	L	23-49	Thorpe-34	Chambers-36	6095
73	4/2	125-115	+10	@LA Clippers	W	24-49	Theus-32	Woodson-29	6719
74	4/4	120-108	+12	Houston	W	25-49	Thorpe-28	Reid-22	10,333
75	4/6	110-104	+6	@Utah	W	26-49	Thorpe-24	Tripucka-19	12,212
76	4/8	111-110	+1	@San Antonio	W	27-49	Johnson/Theus-24	Berry/Greenwood-20	5276
77	4/9	102-112	-10	@Houston	L	27-50	Thorpe-30	Reid-26	16,279
78	4/11	118-124*	-6	Golden State	L	27-51	Theus-25	Carroll-31	10,333
79	4/13	123-118	+5	San Antonio	W	28-51	Theus-28	Berry/Greenwood-27	10,333
80	4/14	123-132	-9	@Phoenix	L	28-52	Johnson-32	Nance-35	11,369
81	4/16	123-117	+6	Denver	W	29-52	Thorpe-28	English-30	10,333
82	4/18	121-125	-4	@Dallas	L	29-53	Johnson-30	Aguirre-24	17,007

* = OT

1987-88 SACRAMENTO KINGS



Front row — from left to right, Harold Pressley, Otis Thorpe, Joe Kleine, Joe Arlauckas, Ed Pinckney, Reggie Theus. Back row — from left to right, Assistant Coach Phil Johnson, Michael Jackson, Conner Henry, Terry Tyler, Derek Smith, Kenny Smith, Head Coach Jerry Reynolds, Trainer Bill Jones.

FINAL STATISTICS

PLAYER	G.	MIN.	FGM	FGA	PCT.	FTM	FTA	PCT.	OFF.	DEF.	TOT.	AST.	PF	DQ	STL.	TO	BLK.	PTS.	AVG.
Reggie Theus	73	2653	619	1318	.470	320	385	.831	72	160	232	463	173	0	59	234	16	1574	21.6
Otis Thorpe	82	3072	622	1226	.507	460	609	.755	279	558	837	266	264	3	62	228	56	1704	20.8
Kenny Smith	61	2170	331	694	.477	167	204	.819	40	98	138	434	140	1	92	184	8	841	13.8
Mike McGee (Tot)	48	1003	223	530	.421	76	102	.745	55	73	128	71	81	0	52	65	6	575	12.0
Mike McGee (Sac)	37	886	201	478	.421	74	96	.771	51	61	112	58	75	0	47	58	6	524	14.2
Derek Smith	35	899	174	364	.478	87	113	.770	35	68	103	89	108	2	21	48	17	443	12.7
Joe Kleine	82	1999	324	686	.472	153	188	.814	179	400	579	93	228	1	28	107	59	801	9.8
Harold Pressley	80	2029	318	702	.453	103	130	.792	139	230	369	185	211	4	84	135	55	775	9.7
Franklin Edwards	16	414	54	115	.470	24	32	.750	4	15	19	92	10	0	10	47	1	132	8.3
LaSalle Thompson	69	1257	215	456	.471	118	164	.720	138	289	427	68	217	1	54	109	73	550	8.0
Conner Henry (Tot)	39	433	62	150	.413	39	47	.830	13	36	49	67	37	0	12	39	5	183	4.7
Conner Henry (Sac)	15	207	38	81	.469	26	30	.867	6	14	20	26	15	0	7	16	3	117	7.8
Ed Pinckney	79	1177	179	343	.522	133	178	.747	94	136	230	66	118	0	39	77	32	491	6.2
Terry Tyler	74	1185	184	407	.452	41	64	.641	87	155	242	56	85	0	43	43	47	410	5.5
Jawann Oldham	54	946	119	250	.476	59	87	.678	82	222	304	33	143	2	12	62	110	297	5.5
Joe Arlauckas	9	85	14	43	.326	6	8	.750	6	7	13	8	16	0	3	4	4	34	3.8
Michael Jackson	58	760	64	171	.374	23	32	.719	17	42	59	179	81	0	20	58	5	157	2.7
M. Nessley (Tot)	44	336	20	52	.385	8	18	.444	23	59	82	16	89	1	8	23	12	48	1.1
M. Nessley (Sac)	9	41	2	3	.667	1	4	.250	3	6	9	0	11	0	1	2	1	5	0.6
Kings	82	19780	3458	7337	.471	1795	2324	.772	1232	2461	3693	2116	1895	14	582	1457	493	8855	108.0
Opponents	82	19780	3718	7465	.498	1771	2326	.761	1153	2424	3577	2176	1951	20	784	1195	533	9327	113.7

3-Pt. FG: Sacramento Kings 144-450 (.320); Henry 15-31 (.484); Thompson 2-5 (.400); D. Smith 8-23 (.348); McGee 48-141 (.340); Pressley 36-110 (.327); K. Smith 12-39 (.308); Theus 16-59 (.271); Jackson 6-25 (.240); Tyler 1-7 (.143); Thorpe 0-6; Edwards 0-2. Opponents 120-370 (.324).

TEAM NOTES

- In his Sacramento coaching debut (Nov. 6, 1987), Bill Russell guided the Kings to a 134-106 victory over the Golden State Warriors at ARCO Arena.
- Guard Kenny Smith earned All-Rookie honors after averaging 13.8 ppg, 2.3 rpg, and a team-leading 7.1 apg.
- On February 29, 1988, Assistant Coach Willis Reed resigned from his post with the Kings to accept the head coaching duties with the New Jersey Nets.
- In a Draft Day trade (June 28, 1988), the Kings acquired Atlanta's 1988 first-round draft choice (#18 overall) and guard Randy Wittman in exchange for guard Reggie Theus and the Kings' 1988 third-round choice. With the No. 18 pick, the Kings selected San Jose State guard Ricky Berry.
- Managing General Partner Gregg Lukenbill announced a reorganization of the Kings basketball staff on March 7, 1988. Head Coach Bill Russell, with a 17-41 record, was named vice president of basketball operations, Assistant Coach Jerry Reynolds was named head coach, and General Manager Joe Axelson was named vice president of business operations. Reynolds immediately chose former Kings coach Phil Johnson as his assistant. That evening, the Kings defeated the Denver Nuggets, 116-114, in overtime at ARCO Arena.

1987-88 GAME-BY-GAME

G	DATE	SCORE	+/-	OPPONENT	W/L	REC	KINGS HI. SCORER	OPPONENT HI. SCORER	ATT
1	11/6	134-106	+28	Golden State	W	1-0	Thorpe-31	Floyd-29	10,333
2	11/7	100-121	-21	@Utah	L	1-1	Theus-28	Malone-22	12,212
3	11/10	134-123	+11	Denver	W	2-1	Theus-34	English-29	10,333
4	11/12	114-116	-2	Houston	L	2-2	Theus-34	Free-37	10,333
5	11/14	109-130	-21	@Denver	L	2-3	Thorpe/Arlauckas-17	English-29	11,007
6	11/17	111-126	-15	Indiana	L	2-4	Thorpe-29	Tisdale-23	10,333
7	11/19	113-117*	-4	Milwaukee	L	2-5	Thorpe-33	Cummings-34	10,333
8	11/21	96-103	-7	Dallas	L	2-6	K. Smith-25	Harper-27	10,333
9	11/24	94-98	-4	@Portland	L	2-7	Thorpe-21	Drexler-32	12,666
10	11/26	110-102	+8	New Jersey	W	3-7	Theus-25	Birdsong-26	10,333
11	11/28	115-114*	+1	Philadelphia	W	4-7	Thorpe-27	Barkley-37	10,333
12	12/1	120-125*	-5	LA Lakers	L	4-8	Thorpe-31	Abdul-Jabbar-27	10,333
13	12/2	120-147	-27	@Denver	L	4-9	Theus-35	Rasmussen-22	7779
14	12/4	84-98	-14	@LA Clippers	L	4-10	Thorpe-18	Benjamin/Dailey-19	3205
15	12/5	117-126	-9	Utah	L	4-11	Theus-33	Bailey-25	10,333
16	12/8	97-106	-9	@Houston	L	4-12	Theus-25	Olajuwon-26	16,611
17	12/9	98-125	-27	@Dallas	L	4-13	Thorpe-18	Aguirre-28	16,393
18	12/11	113-115	-2	Cleveland	L	4-14	Thorpe-30	Daughery-27	10,333
19	12/13	100-106	-6	Atlanta	L	4-15	Theus-35	Wilkins-28	10,333
20	12/15	128-108	+20	LA Clippers	W	5-15	Thorpe-31	Dailey-20	10,333
21	12/17	109-114	-5	@Seattle	L	5-16	Thorpe/McGee-21	Chambers-42	10,238
22	12/20	109-120	-11	Phoenix	L	5-17	K. Smith-27	Nance-45	10,333
23	12/22	120-96	+24	San Antonio	W	6-17	McGee-30	Robertson-29	10,333
24	12/23	103-117	-14	@LA Lakers	L	6-18	Theus/McGee-17	Johnson-26	17,505
25	12/26	112-110	+2	@Phoenix	W	7-18	Thorpe-28	Nance-27	10,328
26	12/27	102-114	-12	Boston	L	7-19	Thorpe-30	Bird-35	10,333
27	12/29	117-126	-9	@Dallas	L	7-20	Thorpe-25	Aguirre-31	17,007
28	12/30	108-140	-32	@San Antonio	L	7-21	Thmpsn/Pinckney-16	Dawkins-25	7294
29	1/2	107-105	+2	Utah	W	8-21	Theus-36	Malone-26	10,333
30	1/7	119-124	-5	San Antonio	L	8-22	Theus-24	Dawkins-30	10,333
31	1/8	91-98	-7	@Portland	L	8-23	McGee-27	Drexler-35	12,666
32	1/10	109-108	+1	Seattle	W	9-23	Theus-25	Ellis-30	10,333
33	1/14	87-90	-3	@New Jersey	L	9-24	Theus-20	Williams-21	7940
34	1/15	86-122	-36	@Boston	L	9-25	K. Smith-16	Ainge-29	14,890
35	1/17	113-130	-17	@Washington	L	9-26	Thorpe-33	King-28	3863
36	1/19	107-104	+3	Houston	W	10-26	McGee-28	Olajuwon-23	10,333
37	1/23	97-94	+3	New York	W	11-26	Theus-22	Walker-16	10,333
38	1/26	100-116	-16	Seattle	L	11-27	Thorpe-31	Ellis-42	10,333
39	1/28	94-115	-21	LA Lakers	L	11-28	Thorpe-23	Worthy-26	10,333
40	1/30	126-120	+6	@Phoenix	W	12-28	Thorpe-24	Davis-22	14,471
41	2/1	97-95	+2	Chicago	W	13-28	Theus-28	Jordan-37	10,333
42	2/3	91-123	-32	@Utah	L	13-29	Theus-21	Malone-25	12,212
43	2/4	118-101	+17	Dallas	W	14-29	Theus-23	Aguirre-35	10,333
44	2/9	99-117	-18	@Golden State	L	14-30	Thorpe-24	Sampson-34	11,358
45	2/11	123-113	+10	Portland	W	15-30	Thorpe-25	Drexler-28	10,333
46	2/13	114-116	-2	Phoenix	L	15-31	Thorpe-29	Johnson-25	10,333
47	2/15	95-104	-9	@Cleveland	L	15-32	Theus-29	Daugherty-30	13,342
48	2/16	118-115	+3	@Atlanta	W	16-32	K. Smith-24	Wilkins-51	9162
49	2/18	104-108	-4	@New York	L	16-33	Thorpe-30	Wilkins-39	11,702
50	2/19	90-111	-21	@Chicago	L	16-34	Kleine-15	Jordan-49	17,822
51	2/21	112-130	-18	@Indiana	L	16-35	McGee-27	Tisdale-26	13,201
52	2/23	105-121	-16	Detroit	L	16-36	McGee-29	Thomas-26	10,333
53	2/25	110-129	-19	Washington	L	16-37	D. Smith-16	J. Malone-35	10,333
54	2/26	130-133	-3	@Seattle	L	16-38	D. Smith/Thorpe-27	Ellis-37	11,632
55	2/29	110-115	-5	Utah	L	16-39	Theus-22	Malone-41	10,333
56	3/2	90-115	-25	@Dallas	L	16-40	McGee-17	Aguirre/Tarpley-18	17,007
57	3/4	134-132	+2	@San Antonio	W	17-40	Theus-30	Mitchell-28	6347
58	3/5	94-105	-11	@Houston	L	17-41	Thorpe-26	Olajuwon-24	16,611
59	3/7	116-114*	+2	Denver	W	18-41	Theus-33	Lever/Vincent-23	10,333
60	3/9	97-106	-9	Seattle	L	18-42	Thorpe-27	Ellis-24	10,333
61	3/11	118-124	-6	@Philadelphia	L	18-43	Thorpe-31	Barkley-34	8644
62	3/14	97-109	-12	@Detroit	L	18-44	D. Smith/Theus-20	Dantley-19	16,909
63	3/15	97-108	-11	@Milwaukee	L	18-45	D. Smith-26	Breuer/Pressey-17	11,052
64	3/19	121-104	+17	Houston	W	19-45	D. Smith-26	Olajuwon-29	10,333
65	3/20	112-116	-4	@LA Clippers	L	19-46	D. Smith-26	Woodson-36	4920
66	3/23	118-126	-8	@Golden State	L	19-47	D. Smith-30	Mullin-29	9391
67	3/24	97-117	-20	@Utah	L	19-48	K. Smith-22	Bailey-38	12,064
68	3/26	114-92	+22	LA Lakers	W	20-48	K. Smith-30	Scott-26	10,333
69	3/29	103-107	-4	Denver	L	20-49	Smith/Thrpe/Prsly-19	English-30	10,333
70	3/31	111-121	-10	@Denver	L	20-50	Thorpe-22	English-27	14,518
71	4/2	103-105	-2	LA Clippers	L	20-51	Kleine-23	Benjamin-30	10,333
72	4/3	104-108	-4	@LA Lakers	L	20-52	Pinckney-24	Worthy-24	17,505
73	4/6	115-109	+6	San Antonio	W	21-52	Pressley-29	Robertson-23	10,333
74	4/9	92-95	-3	@Phoenix	L	21-53	Theus-31	Gilliam/K. Johnson-16	10,575
75	4/10	121-115	+7	Golden State	W	22-53	Pressley-31	O. Smith-29	10,333
76	4/12	96-104	-8	Dallas	L	22-54	Theus-25	Blackman-32	10,333
77	4/14	105-123	-18	@Houston	L	22-55	Thorpe-20	Olajuwon-20	16,611
78	4/15	112-116	-4	@San Antonio	L	22-56	Pressley-25	Sundvold-25	5049
79	4/17	102-112	-10	@Portland	L	22-57	Thorpe-25	Drexler-27	12,666
80	4/19	120-105	+15	LA Clippers	W	23-57	Theus-33	White-20	10,333
81	4/22	117-109	+8	@Golden State	W	24-57	Theus-24	Mullin-24	10,577
82	4/23	110-124	-14	Portland	L	24-58	Thorpe-35	Drexler-33	10,333

* = OT



Front row — from left to right, Randy Allen, Wayman Tisdale, Jim Petersen, Brad Lohaus, Ben Gillery, Ricky Berry, Rodney McCray. Back row — from left to right, Head Coach Jerry Reynolds, Vice President of Basketball Operations Bill Russell, Kenny Smith, Danny Ainge, Harold Pressley, Vinny Del Negro, Michael Jackson, Assistant Coach Herman Kull, Trainer Bill Jones.

FINAL STATISTICS

PLAYER	G.	MIN.	FGM	FGA	PCT.	FTM	FTA	PCT.	OFF.	DEF.	TOT.	AST.	PF	DQ	STL.	TO	BLK.	PTS.	AVG.
Danny Ainge (Tot)	73	2377	480	1051	.457	205	240	.854	71	184	255	402	186	1	93	145	8	1281	17.5
Danny Ainge (Sac)	28	1028	209	462	.452	91	112	.813	34	67	101	187	78	1	41	63	7	567	20.3
W. Tisdale (Tot)	79	2434	532	1036	.514	317	410	.773	187	422	609	128	290	7	55	172	52	1381	17.5
W. Tisdale (Sac)	31	1108	247	472	.523	119	160	.744	88	211	299	53	109	2	20	65	20	613	19.8
Kenny Smith	81	3145	547	1183	.462	263	357	.737	49	177	226	621	173	0	102	249	7	1403	17.3
LaSalle Thompson*	43	1276	247	536	.461	152	188	.809	120	272	392	44	153	6	46	117	55	646	15.0
Rodney McCray	68	2435	340	729	.466	169	234	.722	143	371	514	293	121	0	57	168	36	854	12.6
Harold Pressley	80	2257	383	873	.439	96	123	.780	216	269	485	174	215	1	93	124	76	981	12.3
Ed Pinckney*	51	1334	224	446	.502	177	221	.801	106	195	301	74	125	1	54	81	43	625	12.3
Ricky Berry	64	1406	255	567	.450	131	166	.789	57	140	197	80	197	4	37	82	22	706	11.0
Jim Petersen	66	1633	278	606	.459	115	154	.747	121	292	413	81	236	8	47	147	68	671	10.2
Derek Smith	29	600	111	276	.402	64	95	.674	30	51	81	60	64	1	19	44	8	289	10.0
Vinny Del Negro	80	1556	239	503	.475	85	100	.850	48	123	171	206	160	2	65	77	14	569	7.1
Joe Kleine*	47	913	116	303	.383	81	88	.920	75	166	241	35	126	2	18	67	18	313	6.7
Brad Lohaus (Tot)	77	1214	210	486	.432	81	103	.786	84	172	256	66	161	1	30	77	56	502	6.5
Brad Lohaus (Sac)	29	476	93	216	.431	46	57	.807	37	77	114	17	60	0	9	28	30	233	8.0
Randy Wittman*	31	416	50	117	.427	16	22	.727	6	20	26	32	12	0	10	12	0	118	3.8
Randy Allen	7	43	8	19	.421	1	2	.500	3	4	7	0	7	0	1	2	1	17	2.4
Michael Jackson	14	70	9	24	.375	1	2	.500	1	3	4	11	12	0	3	4	0	21	1.5
Ben Gillery	24	84	6	19	.316	13	23	.565	7	16	23	2	29	0	2	5	4	25	1.0
Kings	82	19780	3362	7351	.457	1620	2104	.770	1141	2454	3595	1970	1877	28	624	1370	409	8651	105.5
Opponents	82	19780	3589	7420	.484	1747	2301	.759	1171	2604	3775	2107	1821	22	759	1284	442	9106	111.0

3-Pt. FG: Sacramento Kings 307-824 (.373); *Wittman 2-4 (.500); Berry 65-160 (.406); Pressley 119-295 (.403); Ainge 58-150 (.387); K. Smith 46-128 (.359); Jackson 2-6 (.333); Del Negro 6-20 (.300); McCray 5-22 (.227); D. Smith 3-15 (.200); Lohaus 1-7 (.143); Petersen 0-8; *Pinckney 0-6; Tisdale 0-4; Allen 0-1; *Kleine 0-1; *Thompson 0-1. Opponents 181-573 (.316).

* Did not finish season with team

TEAM NOTES

- On November 8, 1988, the long awaited debut of ARCO Arena II became a reality when the Kings hosted the Seattle SuperSonics, losing 97-75 before a sold-out crowd of 16,517. NBA Commissioner David Stern participated in the dedication ceremony.
- Midway through the fourth quarter of the Kings-Trail Blazers contest on December 27, 1988, Head Coach Jerry Reynolds collapsed on the sidelines. He lay unconscious for several minutes before doctors revived him and immediately transported him to Sutter Memorial Hospital for further observation. Doctors dismissed cardiac problems, diagnosing the cause of the fainting and dizziness due to a sudden postural change. Reynolds missed the following night's game in Utah, but returned to practice two days later.
- On February 20, 1989, the Kings acquired Indiana forward Wayman Tisdale and the Pacers' 1990 second-round draft choice in exchange for forward LaSalle Thompson and guard Randy Wittman.
- On May 21, 1989, Sacramento won the NBA Lottery's grand prize by receiving the first overall pick in the 1989 NBA Draft. Approximately one month later (June 27), the Kings selected 6-10 Louisville center Pervis Ellison with the No. 1 choice.

1988-89 GAME-BY-GAME

G	DATE	SCORE	+/-	OPPONENT	W/L	REC	KINGS HI. SCORER	OPPONENT HI. SCORER	ATT
1	11/5	103-121	-18	@Portland	L	0-1	K. Smith-22	Drexler-27	12,812
2	11/8	75-97	-22	Seattle	L	0-2	Thompson-16	Ellis-28	16,517
3	11/9	81-105	-24	@Utah	L	0-3	K. Smith-22	Malone-35	11,741
4	11/12	71-111	-40	@Dallas	L	0-4	Pinckney-15	Aguirre-22	17,007
5	11/13	127-129	-2	@Houston	L	0-5	McCray-29	Olajuwon-34	16,611
6	11/15	89-119	-30	Phoenix	L	0-6	K. Smith-23	E. Johnson-27	16,517
7	11/16	101-112	-11	@LA Clippers	L	0-7	D. Smith-27	Benjamin-25	8986
8	11/19	107-96	+11	Indiana	W	1-7	Pinckney-26	Person-22	16,517
9	11/22	98-114	-16	Chicago	L	1-8	Thompson-18	Jordan-32	16,517
10	11/26	97-98	-1	New Jersey	L	1-9	Thompson-22	McGee-29	16,517
11	11/29	123-95	+28	LA Clippers	W	2-9	Thompson-18	Williams-19	16,517
12	12/1	126-133*	-7	Denver	L	2-10	McCray-20	English-34	16,517
13	12/3	73-107	-34	Utah	L	2-11	McCray-14	Malone-26	16,517
14	12/6	113-123	-10	@Atlanta	L	2-12	Thompson-25	Wilkins-26	11,070
15	12/7	96-94	+2	@Miami	W	3-12	D. Smith-21	Sundvold-15	15,008
16	12/9	105-112	-7	@Indiana	L	3-13	K. Smith-33	Person/Williams-25	8210
17	12/10	111-124	-13	@New York	L	3-14	Kleine-19	Jackson/Ewing-26	14,820
18	12/13	108-89	+19	San Antonio	W	4-14	Pressley-26	Dawkins-21	16,517
19	12/15	94-90	+4	Miami	W	5-14	K. Smith-19	Sparrow-24	16,517
20	12/17	111-141	-30	@Seattle	L	5-15	Pressley-21	Ellis-27	9146
21	12/20	104-105	-1	@Houston	L	5-16	K. Smith-22	Olajuwon-20	16,611
22	12/21	107-125	-18	@San Antonio	L	5-17	Pressley-26	G. Anderson-17	8879
23	12/23	102-120	-18	@LA Lakers	L	5-18	K. Smith-20	Scott-27	17,505
24	12/27	112-111	+1	Portland	W	6-18	K. Smith-25	Drexler-27	16,517
25	12/28	80-96	-16	@Utah	L	6-19	Berry/Del Negro-15	Malone-21	12,444
26	1/3	123-96	+27	Dallas	W	7-19	Petersen-25	Blackman-20	16,517
27	1/5	106-120	-14	@Seattle	L	7-20	Petersen-23	Ellis-49	8299
28	1/6	142-147**	-5	@Portland	L	7-21	Thompson-31	Drexler-50	12,848
29	1/10	106-97	+9	LA Lakers	W	8-21	Thompson-23	Worthy/Johnson-22	16,517
30	1/11	106-104	+2	@LA Clippers	W	9-21	Smith-23	Dailey-26	8892
31	1/13	90-111	-21	@Phoenix	L	9-22	McCray-20	E. Johnson-32	13,420
32	1/14	93-102	-9	Seattle	L	9-23	McCray-19	Ellis-31	16,517
33	1/16	110-116	-6	@Denver	L	9-24	Pressley-17	English-29	13,672
34	1/17	123-109	+14	Houston	W	10-24	Pressley-24	Floyd-23	16,517
35	1/19	112-106	+6	New York	W	11-24	K. Smith-23	Ewing-38	16,517
36	1/21	111-136	-25	Golden State	L	11-25	McCray/Del Negro-17	Richmond-25	16,517
37	1/24	110-114	-4	Milwaukee	L	11-26	K. Smith-19	Cummings-31	16,517
38	1/26	112-109	+3	@New Jersey	W	12-26	K. Smith-24	B. Williams-21	8187
39	1/27	116-128	-12	@Boston	L	12-27	Berry-28	Parish-26	14,890
40	1/29	97-122	-25	@Detroit	L	12-28	K. Smith-21	Rodman-24	21,454
41	1/31	104-117	-13	@Milwaukee	L	12-29	Pinckney-21	Humphries-23	15,021
42	2/2	98-109	-11	@Chicago	L	12-30	Berry/K. Smith-18	Jordan-40	17,346
43	2/3	94-110	-16	@Cleveland	L	12-31	Berry-24	Harper-28	18,049
44	2/5	98-102	-4	@Miami	L	12-32	K. Smith-20	Cummings-24	15,008
45	2/7	114-99	+15	San Antonio	W	13-32	Berry-23	W. Anderson-26	16,517
46	2/9	142-117	+25	Golden State	W	14-32	Berry-34	L. Smith-18	16,517
47	2/14	99-107	-8	Washington	L	14-33	K. Smith-29	Catledge-19	16,517
48	2/16	84-95	-11	Detroit	L	14-34	Pinckney-16	John/Laimb/Dumars-20	16,517
49	2/18	101-120	-19	Phoenix	L	14-35	Del Negro-21	Chambers-28	16,517
50	2/20	97-100	-3	LA Lakers	L	14-36	Berry/Smith-15	Scott-33	16,517
51	2/22	91-99	-8	Boston	L	14-37	Pressley-19	McHale-25	16,517
52	2/24	103-115	-12	@LA Lakers	L	14-38	K. Smith-30	Scott-31	17,505
53	2/25	97-94	+3	@Seattle	W	15-38	K. Smith-24	McDaniel-26	11,780
54	2/27	107-116	-9	Seattle	L	15-39	Ainge-22	Ellis/McKey-27	16,517
55	3/1	111-114	-3	Philadelphia	L	15-40	K. Smith/Tisdale-25	Barkley-30	16,517
56	3/2	90-110	-20	@Phoenix	L	15-41	K. Smith/Tisdale-19	Chambers-32	10,369
57	3/4	143-155	-12	@Golden State	L	15-42	Ainge-45	Richmond-47	15,025
58	3/5	110-96	+14	Golden State	W	16-42	K. Smith-28	Richmond-26	16,517
59	3/7	95-105	-10	Cleveland	L	16-43	Ainge-19	Williams-24	16,517
60	3/9	96-106	-10	@Philadelphia	L	16-44	Tisdale-26	Barkley-25	14,134
61	3/10	97-114	-17	@Washington	L	16-45	Tisdale-27	J. Williams/Eackles-16	10,129
62	3/12	114-105	+9	@Charlotte	W	17-45	Tisdale-28	Chapman-37	23,388
63	3/14	95-90	+5	Houston	W	18-45	Ainge-29	Olajuwon-40	16,517
64	3/16	103-119	-16	Atlanta	L	18-46	Ainge-36	Wilkins-27	16,517
65	3/18	100-90	+10	Dallas	W	19-46	K. Smith-23	Dantley-30	16,517
66	3/20	110-117	-7	Charlotte	L	19-47	Tisdale-34	Chapman-25	16,517
67	3/23	92-115	-23	LA Lakers	L	19-48	K. Smith-21	Johnson-25	16,517
68	3/25	106-105	+1	Portland	W	20-48	Ainge-21	Porter-25	16,517
69	3/29	108-114	-6	@LA Clippers	L	20-49	Ainge-26	Dailey-29	8678
70	3/30	135-123	+12	Phoenix	W	21-49	Lohaus-29	Chambers-35	16,517
71	4/1	117-97	+20	Utah	W	22-49	Berry-33	Malone-27	16,517
72	4/4	124-128	-4	@Denver	L	22-50	Ainge/Pressley-24	Adams-25	10,785
73	4/6	116-122	-6	@San Antonio	L	22-51	Tisdale-23	Maxwell-28	10,850
74	4/7	102-115	-13	@Dallas	L	22-52	Berry-23	Harper-34	16,723
75	4/10	108-69	+39	Miami	W	23-52	K. Smith-23	Seikaly-18	16,517
76	4/13	121-112	+9	Denver	W	24-52	Berry-25	English-31	16,517
77	4/15	114-110	+4	@Golden State	W	25-52	Ainge-27	Richmond-28	15,025
78	4/17	85-140	-55	@Phoenix	L	25-53	Tisdale-14	E. Johnson-24	14,471
79	4/18	120-118	+2	Portland	W	26-53	Ainge-32	Drexler-34	16,517
80	4/20	115-118	-3	@LA Lakers	L	26-54	Tisdale-22	Worthy-38	17,505
81	4/22	104-89	+15	LA Clippers	W	27-54	Tisdale-27	C. Smith-22	16,517
82	4/23	120-126*	-6	@Portland	L	27-55	Tisdale-31	Drexler-40	12,880

* = OT

1989-90 SACRAMENTO KINGS



Front row — from left to right, Pervis Ellison, Wayman Tisdale, Danny Ainge, Ralph Sampson, Antoine Carr, Greg Kite. Back row — from left to right, Head Coach Dick Motta, Director of Player Personnel Jerry Reynolds, Michael Jackson, Randy Allen, Harold Pressley, Henry Turner, Rodney McCray, Vinny Del Negro, Sedric Toney, Assistant Coach Herman Kull, Trainer Bill Jones.

FINAL STATISTICS

PLAYER	G.	MIN.	FGM	FGA	PCT.	FTM	FTA	PCT.	OFF.	DEF.	TOT.	AST.	PF	DQ	STL.	TO	BLK.	PTS.	AVG.
Wayman Tisdale	79	2937	726	1383	.525	306	391	.783	185	410	595	108	251	3	54	153	54	1758	22.3
Antoine Carr (Tot)	77	1727	356	721	.494	237	298	.795	115	207	322	119	247	6	30	125	68	949	12.3
Antoine Carr (Sac)	33	924	228	473	.482	158	196	.806	65	108	173	66	119	2	15	71	34	614	18.6
Danny Ainge	75	2727	506	1154	.438	222	267	.831	69	257	326	453	238	2	113	185	18	1342	17.9
Rodney McCray	82	3238	537	1043	.515	273	348	.784	192	477	669	377	176	0	60	174	70	1358	16.6
Kenny Smith*	46	1747	280	607	.461	106	131	.809	11	109	120	303	98	0	57	122	7	688	15.0
Vinny Del Negro	76	1858	297	643	.462	135	155	.871	39	159	198	250	182	2	64	111	10	739	9.7
Harold Pressley	72	1603	240	566	.424	110	141	.780	94	215	309	149	148	0	58	88	36	636	8.8
Pervis Ellison	34	866	111	251	.442	49	78	.628	64	132	196	65	132	4	16	62	57	271	8.0
Sedric Toney (Tot)	64	968	87	250	.348	67	83	.807	14	46	60	174	106	1	33	73	0	264	4.1
Sedric Toney (Sac)	32	682	57	178	.320	46	58	.793	11	35	46	122	71	1	23	52	0	176	5.5
Henry Turner	36	315	58	122	.475	40	65	.615	22	28	50	22	40	0	17	26	7	156	4.3
Ralph Sampson	26	417	48	129	.372	12	23	.522	11	73	84	28	66	1	14	34	22	109	4.2
Randy Allen	63	746	106	239	.444	23	43	.535	49	89	138	23	102	0	16	28	19	235	3.7
Greg Kite	71	1515	101	234	.432	27	54	.500	131	246	377	76	201	2	31	76	51	230	3.2
Mike Williams*	16	88	6	14	.429	3	6	.500	5	17	22	2	28	0	3	3	7	15	0.9
Michael Jackson	17	58	3	11	.273	3	6	.500	2	5	7	8	3	0	5	4	0	10	0.6
Greg Stokes*	11	34	1	9	.111	2	2	1.000	2	3	5	0	8	0	0	3	0	4	0.4
Kings	82	19755	3305	7056	.468	1515	1964	.771	952	2363	3315	2052	1863	17	546	1239	392	8341	101.7
Opponents	82	19755	3384	7158	.473	1828	2324	.787	1146	2531	3677	2022	1740	14	704	1168	391	8756	106.8

3-Pt. FG: Sacramento Kings 216-649 (.333); Kite 1-1 (1.000); Jackson 1-2 (.500); Ainge 108-289 (.374); *Smith 22-59 (.373); Toney 16-50 (.320); Del Negro 10-32 (.313); Pressley 46-148 (.311); McCray 11-42 (.262); Sampson 1-4 (.250); Allen 0-7; Carr 0-3; Tisdale 0-6; Turner 0-3; Ellison 0-2; *Williams 0-1. Opponents 160-507 (.316).

* Did not finish season with team

TEAM NOTES

- On August 14, 1989, guard Ricky Berry was found dead in his home from a self-inflicted gunshot wound, just months after the conclusion of a rookie campaign in which he averaged 11.0 ppg, 3.1 rpg, and 1.3 apg.
- Managing General Partner Gregg Lukenbill announced a reorganization of the club's management and basketball staff on December 19, 1990. Executive Vice President of Business Operations Rick Benner was named president of the Kings and ARCO Arena. Head Coach Jerry Reynolds assumed the position of director of player personnel and would eventually relinquish his coaching position. Bill Russell was released from his position as vice president of basketball operations.
- On January 4, 1990, NBA veteran Dick Motta, the third-winningest head coach in NBA history, replaced Reynolds as the Kings head coach. Reynolds compiled a 56-114 (.330) record in three stints as Kings head coach.
- Kings guard Kenny Smith finished second to Atlanta's Dominique Wilkins in the Gatorade Slam Dunk contest during NBA All-Star Weekend in Miami. Smith's appearance marked only the second time since the club moved to Sacramento in 1985 a player represented the Kings in the All-Star festivities. (Terry Tyler in '86 slam dunk contest was the first).
- The Kings made NBA history at the 1990 NBA Draft (June 27, 1990), becoming the first team to select four first-round draft choices—LaSalle forward Lionel Simmons (#7 overall), Texas guard Travis Mays (#14 overall), Temple center Duane Causwell (#18 overall) and St. Louis forward Anthony Bonner (#23 overall).

1989-90 GAME-BY-GAME

G	DATE	SCORE	+/-	OPPONENT	W/L	REC	KINGS HI. SCORER	OPPONENT HI. SCORER	ATT
1	11/3	96-114	-18	@Portland	L	0-1	McCray-30	Kersey-22	12,884
2	11/4	107-100	+7	Seattle	W	1-1	Tisdale-30	Cage-24	17,014
3	11/7	96-94	+2	Dallas	W	2-1	McCray-24	Blackman-22	17,014
4	11/8	84-102	-18	@Denver	L	2-2	Smith-24	English-21	6933
5	11/10	109-130	-21	@Phoenix	L	2-3	Tisdale-30	Chambers-24	13,590
6	11/14	94-96	-2	Chicago	L	2-4	Smith-22	Jordan-27	17,014
7	11/16	102-121	-19	New York	L	2-5	Tisdale-24	Ewing-32	17,014
8	11/18	107-102	+5	Indiana	W	3-5	McCray-25	Miller-32	17,014
9	11/21	113-115	-2	Orlando	L	3-6	McCray-27	Reynolds-28	17,014
10	11/22	109-133	-24	@Golden State	L	3-7	Tisdale-33	Mullin-37	15,025
11	11/25	112-98	+14	New Jersey	W	4-7	Tisdale-24	Bowie-23	17,014
12	11/28	81-93	-12	Detroit	L	4-8	Ainge-20	Dumars-16	17,014
13	11/30	93-109	-16	LA Lakers	L	4-9	Smith-19	Worthy-22	17,014
14	12/2	84-114	-30	@LA Clippers	L	4-10	McCray-19	Harper-19	10,530
15	12/5	118-103	+15	Milwaukee	W	5-10	Tisdale-34	Pierce-45	17,014
16	12/8	126-121	+5	@Golden State	W	6-10	Tisdale-40	Mullin-30	15,025
17	12/9	101-108	-7	Cleveland	L	6-11	Ainge-25	Price-23	17,014
18	12/12	103-118	-15	Golden State	L	6-12	Tisdale-26	Richmond-27	17,014
19	12/15	112-121	-9	@Denver	L	6-13	McCray/Ainge-24	Davis-35	9112
20	12/17	113-125	-12	Phoenix	L	6-14	Tisdale-25	E. Johnson-37	17,014
21	12/19	112-115	-3	@Atlanta	L	6-15	Tisdale-29	Wilkins-30	10,185
22	12/20	100-103	-3	@San Antonio	L	6-16	Tisdale-36	Cummings/Robinson-26	12,457
23	12/22	92-103	-11	@Houston	L	6-17	Tisdale/McCray-18	Olajuwon-29	15,077
24	12/23	95-102	-7	@Dallas	L	6-18	Ainge-23	Blackman-27	16,127
25	12/26	102-104	-2	@LA Lakers	L	6-19	Tisdale-33	E. Johnson-27	17,505
26	12/27	112-115*	-3	Boston	L	6-20	Ainge-39	Bird-37	17,014
27	12/29	105-95	+10	Philadelphia	W	7-20	Ainge-33	Barkley-28	17,014
28	1/4	98-112	-14	Denver	L	7-21	Tisdale-29	Davis-27	17,014
29	1/6	121-124	-3	Portland	L	7-22	Tisdale-30	Porter-25	17,014
30	1/8	96-108	-12	@Portland	L	7-23	Ainge-24	Duckworth-26	12,884
31	1/9	84-70	+14	Minnesota	W	8-23	McCray-21	Campbell-20	17,014
32	1/11	87-90	-3	Houston	L	8-24	Smith-23	Olajuwon-27	17,014
33	1/12	96-111	-15	@Phoenix	L	8-25	Ainge-16	Chambers-27	14,487
34	1/15	91-111	-20	@LA Lakers	L	8-26	Smith-20	Green/Divac-25	16,844
35	1/16	108-91	+17	Atlanta	W	9-26	Pressley/McCray-21	Wilkins-28	17,014
36	1/20	81-94	-13	Utah	L	9-27	Smith-16	Stockton-27	17,014
37	1/22	136-104	+32	LA Clippers	W	10-27	Smith-24	Norman-35	17,014
38	1/24	129-99	+30	Golden State	W	11-27	Tisdale-24	Higgins/Marciulionis-19	17,014
39	1/26	93-106	-13	@Dallas	L	11-28	McCray-22	Perkins-19	17,007
40	1/27	92-85	+7	@Charlotte	W	12-28	Tisdale-28	Curry-21	23,901
41	1/29	91-109	-18	@Minnesota	L	12-29	Tisdale-26	Campbell-25	17,250
42	1/30	102-109	-7	@Milwaukee	L	12-30	Tisdale-31	Sikma-23	13,682
43	2/1	89-96	-7	@New York	L	12-31	Tisdale-22	Ewing-31	16,621
44	2/2	99-108	-9	@Washington	L	12-32	McCray-26	Malone-40	7983
45	2/4	89-121	-32	@Boston	L	12-33	Smith-18	McHale-21	14,890
46	2/6	90-100	-10	Dallas	L	12-34	Tisdale-18	Black/Harper-20	17,014
47	2/13	106-98	+8	Washington	W	13-34	Ainge-33	Malone-27	17,014
48	2/15	92-101	-9	LA Lakers	L	13-35	Tisdale-23	Worthy-20	17,014
49	2/17	106-110	-4	@Utah	L	13-36	Carr-24	Malone-41	12,616
50	2/19	99-97	+2	@LA Clippers	W	14-36	Ainge-29	Smith-31	10,026
51	2/20	99-90	+9	LA Clippers	W	15-36	Ainge-30	Smith-30	17,014
52	2/22	98-104	-6	Phoenix	L	15-37	Tisdale-26	Hornacek-25	17,014
53	2/23	85-97	-12	@Seattle	L	15-38	Carr-20	McKey-24	13,023
54	2/26	96-105	-9	San Antonio	L	15-39	Ainge-33	Cummings-24	17,014
55	2/28	92-113	-21	@Miami	L	15-40	Carr-20	Edwards-32	15,008
56	3/1	114-100	+14	@Orlando	W	16-40	Tisdale-24	Catledge-27	15,077
57	3/3	104-103	+1	@Charlotte	W	17-40	Tisdale-25	Bogues-22	23,901
58	3/5	111-128	-17	@New Jersey	L	17-41	Tisdale-27	Morris-22	7860
59	3/6	91-101	-10	@Detroit	L	17-42	Tisdale-40	Dumars/Laimbeer-25	21,454
60	3/8	111-102	+9	Charlotte	W	18-42	Tisdale-33	Chapman-38	17,014
61	3/11	116-123	-7	@Golden State	L	18-43	Carr-27	Mullin-32	15,025
62	3/13	121-87	+34	Miami	W	19-43	Tisdale-23	Rice-18	17,014
63	3/15	86-92	-6	Houston	L	19-44	Ainge-32	Johnson-19	17,014
64	3/17	122-109*	+13	Utah	W	20-44	Carr-29	Malone-35	17,014
65	3/19	97-105	-8	@Utah	L	20-45	Tisdale-24	Malone-32	12,616
66	3/21	90-84	+6	Minnesota	W	21-45	McCray-19	Crbn/Mrphy/Cmpbl-20	17,014
67	3/23	99-115	-16	@Philadelphia	L	21-46	Tisdale-27	Hawkins-21	13,169
68	3/24	116-113	+3	@Chicago	W	22-46	Carr-32	Jordan-43	18,334
69	3/26	95-116	-21	@Cleveland	L	22-47	McCray-27	Daugherty-26	13,548
70	3/28	88-93	-5	@Minnesota	L	22-48	McCray/Tisdale-18	Campbell-32	22,713
71	3/29	101-111	-10	@Indiana	L	22-49	Carr-26	Person/Schrempf-25	10,305
72	3/31	103-115	-12	Charlotte	L	22-50	Tisdale-25	Gilliam-27	17,014
73	4/3	105-114	-9	LA Clippers	L	22-51	Ainge-30	C. Smith-24	17,014
74	4/5	103-110	-7	@LA Lakers	L	22-52	Carr-26	Johnson/Woolridge-21	17,505
75	4/7	93-111	-18	San Antonio	L	22-53	Del Negro-19	Cummings-28	17,014
76	4/9	106-105	+1	@Seattle	W	23-53	Tisdale/Carr-23	Ellis-33	11,678
77	4/10	113-121	-8	Denver	L	23-54	Ainge-22	Rasmussen-26	17,014
78	4/12	114-116	-2	Phoenix	L	23-55	Tisdale-29	K. Johnson-32	17,014
79	4/14	94-105	-11	@San Antonio	L	23-56	Del Negro-22	Cummings-25	15,910
80	4/17	97-112	-15	@Houston	L	23-57	Ainge-27	Floyd-22	15,301
81	4/19	118-130*	-12	Seattle	L	23-58	Ellison-25	Ellis-43	17,014
82	4/21	110-118	-8	Portland	L	23-59	Del Negro-28	Petrovic-24	17,014

* = OT

1990-91 SACRAMENTO KINGS



Front row — from left to right, Antoine Carr, Wayman Tisdale, Bill Wennington, Ralph Sampson, Duane Causwell, Anthony Bonner, Lionel Simmons. **Back row — from left to right, Head Coach Dick Motta, Assistant Coach Rex Hughes, Rory Sparrow, Travis Mays, Bobby Hansen, Anthony Frederick, Rick Calloway, Steve Colter, Jim Les, Assistant Coach Bill Berry, Trainer Bill Jones.**

FINAL STATISTICS

PLAYER	G.	MIN.	FGM	FGA	PCT.	FTM	FTA	PCT.	OFF.	DEF.	TOT.	AST.	PF	DQ	STL.	TO	BLK.	PTS.	AVG.
Antoine Carr	77	2527	628	1228	.511	295	389	.758	163	257	420	191	315	14	45	171	101	1551	20.1
Wayman Tisdale	33	1116	262	542	.483	136	170	.800	75	178	253	66	99	0	23	82	28	660	20.0
Lionel Simmons	79	2978	549	1301	.422	320	435	.736	193	504	697	315	249	0	113	230	85	1421	18.0
Travis Mays	64	2145	294	724	.406	255	331	.770	54	124	178	253	169	1	81	159	11	915	14.3
Rory Sparrow	80	2375	371	756	.491	58	83	.699	45	141	186	362	189	1	83	126	16	831	10.4
Anthony Bonner	34	750	103	230	.448	44	76	.579	59	102	161	49	62	0	39	41	5	250	7.4
Jim Les	55	1399	119	268	.444	86	103	.835	18	93	111	299	141	0	57	75	4	395	7.2
Duane Causwell	76	1719	210	413	.508	105	165	.636	141	250	391	69	225	4	49	96	148	525	6.9
Leon Wood	12	222	25	63	.397	19	21	.905	5	14	19	49	10	0	5	12	0	81	6.8
Bobby Hansen	36	811	96	256	.375	18	36	.500	33	63	96	90	72	1	20	34	5	229	6.4
Bill Wennington	77	1455	181	415	.436	74	94	.787	101	239	340	69	230	4	46	51	59	437	5.7
Anthony Frederick	35	475	67	168	.399	43	60	.717	36	48	84	44	50	0	22	40	13	177	5.1
Ricky Calloway	64	678	75	192	.391	55	79	.696	25	53	78	61	98	1	22	51	7	205	3.2
Steve Colter	19	251	23	56	.411	7	10	.700	5	21	26	37	27	0	11	11	1	58	3.1
Ralph Sampson	25	348	34	93	.366	5	19	.263	41	70	111	17	54	0	11	27	17	74	3.0
Eric Leckner*	32	378	39	96	.406	16	27	.593	27	60	87	18	69	1	4	25	11	94	2.9
Mike Higgins	7	61	6	10	.600	4	7	.571	4	1	5	2	16	1	0	4	2	16	2.3
Tony Dawson*	4	17	4	7	.571	0	0	.000	2	0	2	0	0	0	0	1	0	9	2.3
Kings	82	19705	3086	6818	.453	1540	2105	.732	1027	2218	3245	1991	2075	28	631	1272	513	7928	96.7
Opponents	82	19705	3142	6687	.470	2045	2686	.761	1164	2543	3707	1912	1847	17	699	1312	448	8484	103.5

3-Pt. FG: Sacramento Kings 216-578 (.374);*Dawson 1-1 (1.000); Les 71-154 (.461); Sparrow 31-78 (.397); Mays 72-197 (.365); Colter 5-14 (.357); Wood 12-38 (.316); Hansen 19-69 (.275); Simmons 3-11 (.273); Sampson 1-5 (.200); Wennington 1-5 (.200); Carr 0-3; Calloway 0-2; Tisdale 0-1; Opponents 155-491 (.316).

* Did not finish season with team

TEAM NOTES

- Forward Lionel Simmons was named Rookie of the Month for December, averaging 13.6 ppg, 7.4 rpg, and 4.6 apg for the month.
- On January 10, 1991, the Kings lost 101-59 at Charlotte, marking the lowest scoring output by a team since February 27, 1955 when Milwaukee scored 57 points at Boston.
- Simmons received the NBA Player of the Week award (Feb. 10-17) after leading the Kings to a 2-1 record for the week by averaging 33.3 ppg (.563 FG, .833 FT), 11.7 rpg, and 4.7 apg.
- Simmons was honored with his second Rookie of the Month award after averaging 24.1 ppg, 11.7 rpg, and 4.5 apg in 11 games in February.
- With a 112-94 loss at Minnesota on April 15, 1991, the Kings set an NBA record for consecutive road losses (35).
- Kings closed out the 1990-91 road schedule with a 127-105 loss at Portland on April 19, 1991, extending the club's NBA record for consecutive road losses to 37.
- Lionel Simmons finished second to New Jersey's Derrick Coleman in Rookie of the Year balloting. Simmons was a consensus first-team All-Rookie selection, while teammate Travis Mays was named to the second team.

1990-91 GAME-BY-GAME

G	DATE	SCORE	+/-	OPPONENT	W/L	REC	KINGS HI. SCORER	OPPONENT HI. SCORER	ATT
1	11/2	80-90	-10	@LA Clippers	L	0-1	Tisdale-24	Norman-24	12,845
2	11/3	93-95*	-2	Portland	L	0-2	Tisdale-21	Porter-19	17,014
3	11/6	85-102	-17	Atlanta	L	0-3	Tisdale-26	Wilkins-24	17,014
4	11/9	86-100	-14	@LA Lakers	L	0-4	Hansen-18	Johnson-25	15,618
5	11/10	88-93	-5	New York	L	0-5	Tisdale-25	Ewing-24	17,014
6	11/15	93-122	-29	San Antonio	L	0-6	Simmons-25	Cummings-22	17,014
7	11/17	111-112	-1	@Golden State	L	0-7	Tisdale-29	Mullin-36	15,025
8	11/20	87-82	+5	@Washington	W	1-7	Tisdale-23	King-45	6105
9	11/21	99-101	-2	@Philadelphia	L	1-8	Carr-23	Barkley-31	15,627
10	11/23	105-115	-10	@Boston	L	1-9	Tisdale-28	McHale-21	14,890
11	11/25	92-105	-13	@Detroit	L	1-10	Tisdale-19	Edwards-26	21,454
12	11/27	80-89	-9	Minnesota	L	1-11	Tisdale-19	Corbin-17	17,014
13	11/29	128-136	-8	@Denver	L	1-12	Tisdale-33	Woolridge-32	6379
14	12/1	93-117	-24	@Houston	L	1-13	Tisdale/Mays-23	K. Smith-23	13,528
15	12/4	103-83	+20	Dallas	W	2-13	Carr-31	Harper-20	17,014
16	12/6	104-86	+18	Washington	W	3-13	Tisdale-27	King-25	17,014
17	12/8	93-104	-11	Detroit	L	3-14	Tisdale-24	Dumars-17	17,014
18	12/11	90-113	-23	@Phoenix	L	3-15	Tisdale-28	K. Johnson-26	14,487
19	12/13	100-88	+12	Portland	W	4-15	Carr-20	Kersey/Drexler-20	17,014
20	12/15	117-108	+9	Orlando	W	5-15	Tisdale-36	Reynolds-24	17,014
21	12/18	108-99	+9	Minnesota	W	6-15	Tisdale-25	Campbell-28	17,014
22	12/20	75-110	-35	Seattle	L	6-16	Carr-24	Johnson-22	17,014
23	12/22	93-121	-28	@Seattle	L	6-17	Simmons-18	Johnson-25	10,315
24	12/23	99-109	-10	@LA Clippers	L	6-18	Tisdale-27	Norman-34	11,440
25	12/26	112-128	-16	Denver	L	6-19	Mays-36	Adams-44	17,014
26	12/28	88-104	-16	@San Antonio	L	6-20	Mays-19	Robinson-27	15,908
27	12/29	79-90	-11	@Dallas	L	6-21	Carr-17	Harper-26	17,007
28	1/3	131-113	+18	Golden State	W	7-21	Carr-32	Mullin-25	17,014
29	1/5	98-106	-8	Utah	L	7-22	Tisdale-22	K. Malone-26	17,014
30	1/7	83-111	-28	@Orlando	L	7-23	Tisdale-23	Reynolds-19	15,077
31	1/8	83-95	-12	@Miami	L	7-24	Mays-19	Rice-21	15,008
32	1/10	59-101	-42	@Charlotte	L	7-25	Carr-21	Newman-29	23,901
33	1/12	101-85	+16	Seattle	W	8-25	Mays-22	McKey-20	17,014
34	1/17	78-93	-15	LA Lakers	L	8-26	Carr-21	Worthy-36	17,014
35	1/19	101-97	+4	Phoenix	W	9-26	Carr-25	Chambers-23	17,014
36	1/21	97-94	+3	Houston	W	10-26	Mays-23	Thorpe/Smith-26	17,014
37	1/23	95-91	+4	Milwaukee	W	11-26	Carr-28	Pierce-22	17,014
38	1/25	93-105	-12	@Utah	L	11-27	Simmons-19	K. Malone-20	12,616
39	1/26	96-121	-25	@Portland	L	11-28	Carr-22	Robinson-17	12,884
40	1/28	101-83	+18	New Jersey	W	12-28	Simmons-27	Theus-18	17,014
41	1/30	86-95	-9	@Minnesota	L	12-29	Carr-25	Corbin-27	19,006
42	2/1	112-117	-5	@Milwaukee	L	12-30	Simmons-26	Pierce-33	18,075
43	2/2	78-92	-14	@New York	L	12-31	Carr-18	Vandeweghe-19	15,945
44	2/4	97-108	-11	Chicago	L	12-32	Carr-21	Jordan-24	17,014
45	2/6	97-93	+4	Portland	W	13-32	Mays-27	Porter-20	17,014
46	2/12	103-101	+2	LA Clippers	W	14-32	Simmons-33	Harper-21	17,014
47	2/14	98-81	+17	Philadelphia	W	15-32	Simmons-38	Anderson-20	17,014
48	2/17	110-113	-3	@Indiana	L	15-33	Carr-35	Smits/Williams-22	10,503
49	2/19	83-97	-14	@New Jersey	L	15-34	Carr-20	Coleman-27	7583
50	2/20	104-118	-14	@Cleveland	L	15-35	Carr-41	Daugherty-24	11,763
51	2/22	82-129	-47	@Chicago	L	15-36	Simmons-33	Jordan-34	18,413
52	2/24	90-120	-30	@Orlando	L	15-37	Carr-25	Reynolds-23	15,077
53	2/25	88-96	-8	@Atlanta	L	15-38	Mays-24	Wilkins-31	10,461
54	2/27	90-96	-6	Charlotte	L	15-39	Simmons-30	Newman/Reid-18	17,014
55	3/1	106-112	-6	@Phoenix	L	15-40	Carr/Mays-24	Hornacek-20	14,487
56	3/2	106-120	-14	@Seattle	L	15-41	Simmons-30	Johnson-31	12,182
57	3/5	100-92	+8	Golden State	W	16-41	Sparrow-32	Mullin-25	17,014
58	3/8	87-79	+8	Cleveland	W	17-41	Frederick-21	Daugherty-21	17,014
59	3/10	87-97	-10	@Golden State	L	17-42	Frederick-22	Mullin-34	15,025
60	3/12	95-110	-15	Boston	L	17-43	Carr-32	Lewis-27	17,014
61	3/14	103-107	-4	Indiana	L	17-44	Carr-26	Schrempf-23	17,014
62	3/16	92-85	+7	San Antonio	W	18-44	Carr-25	Robinson-25	17,014
63	3/18	86-104	-18	@Dallas	L	18-45	Simmons-19	Blackman-31	15,827
64	3/19	101-104	-3	@San Antonio	L	18-46	Carr-29	Robinson-30	15,908
65	3/21	87-98	-11	@Houston	L	18-47	Mays-17	Thorpe-28	16,337
66	3/23	95-100	-5	Phoenix	L	18-48	Simmons-42	Chambers-25	17,014
67	3/25	89-99	-10	LA Lakers	L	18-49	Simmons-25	Worthy-26	17,014
68	3/28	116-96	+20	Utah	W	19-49	Sparrow-27	Malone-33	17,014
69	3/29	122-140	-18	@Denver	L	19-50	Sparrow-24	Adams-37	9554
70	3/31	87-115	-28	@LA Lakers	L	19-51	Simmons-26	Teagle-35	16,522
71	4/2	96-90	+6	Miami	W	20-51	Mays-25	Douglas-22	17,014
72	4/3	91-106	-15	@Seattle	L	20-52	Carr-29	Johnson/Kemp-20	11,987
73	4/6	119-108	+11	Golden State	W	21-52	Simmons-31	Mullin/Richmond-28	17,014
74	4/7	109-119	-10	@LA Clippers	L	21-53	Carr-32	Smith/Harper-30	12,821
75	4/9	113-104	+9	Dallas	W	22-53	Simmons-35	Blackman-26	17,014
76	4/11	104-96	+8	Orlando	W	23-53	Mays-20	Skiles-21	17,014
77	4/13	94-95	-1	Houston	L	23-54	Carr-34	Johnson-26	17,014
78	4/15	94-112	-18	@Minnesota	L	23-55	Carr-24	Corbin-19	19,006
79	4/16	101-111	-10	@Utah	L	23-56	Carr-35	K. Malone-28	12,616
80	4/18	123-104	+19	Denver	W	24-56	Simmons-26	Williams-23	17,014
81	4/19	105-127	-22	@Portland	L	24-57	Carr-29	Duckworth-19	12,884
82	4/21	105-101	+4	LA Clippers	W	25-57	Carr-30	Smith-25	17,014

* = OT

1991-92 SACRAMENTO KINGS



Front row — from left to right, Pete Chilcutt, Wayman Tisdale, Les Jepsen, Dwayne Schintzius, Lionel Simmons, Spud Webb, Anthony Bonner, Duane Causwell. Back row — from left to right, Assistant Coach Mike Bratz, Director of Player Personnel Jerry Reynolds, Trainer Bill Jones, Spud Webb, Jim Les, Dennis Hopson, Mitch Richmond, Stevie Thompson, Randy Brown, President Rick Benner, Interim Head Coach Rex Hughes.

FINAL STATISTICS

PLAYER	G.	MIN.	FGM	FGA	PCT.	FTM	FTA	PCT.	OFF.	DEF.	TOT.	AST.	PF	DQ	STL.	TO	BLK.	PTS.	AVG.
Mitch Richmond	80	3095	685	1465	.468	330	406	.813	62	257	319	411	231	1	92	247	34	1803	22.5
Lionel Simmons	78	2895	527	1162	.454	281	365	.770	149	485	634	337	205	0	135	218	132	1336	17.1
Wayman Tisdale	72	2521	522	1043	.500	151	198	.763	135	334	469	106	248	3	55	124	79	1195	16.6
Spud Webb	77	2724	448	1006	.445	262	305	.859	30	193	223	547	193	1	125	229	24	1231	16.0
Carl Thomas	1	31	5	12	.417	1	2	.500	0	0	0	1	3	0	1	1	0	12	12.0
D. Hopson (Tot)	71	1314	276	593	.465	179	253	.708	105	101	206	102	115	0	67	100	39	743	10.5
D. Hopson (Sac)	69	1304	275	591	.465	179	253	.708	105	101	206	102	113	0	66	100	39	741	10.7
Anthony Bonner	79	2287	294	658	.447	151	241	.627	192	293	485	125	194	0	94	133	26	740	9.4
Duane Causwell	80	2291	250	455	.549	136	222	.613	196	384	580	59	281	4	47	124	215	636	8.0
Bobby Hansen*	2	40	4	9	.444	0	0	—	2	2	4	1	6	0	1	0	0	8	4.0
Jim Les	62	712	74	192	.385	38	47	.809	11	52	63	143	58	0	31	42	3	231	3.7
Pete Chilcutt	69	817	113	250	.452	23	28	.821	78	109	187	38	70	0	32	41	17	251	3.6
Randy Brown	56	535	77	169	.456	38	58	.655	26	43	69	59	68	0	35	42	12	192	3.4
Dwayne Schintzius	33	400	50	117	.427	10	12	.833	43	75	118	20	67	1	6	19	28	110	3.3
Steve Scheffler*	4	15	2	2	1.000	5	6	.833	2	1	3	0	2	0	0	0	1	9	2.3
S. Thompson (Tot)	19	91	14	37	.378	3	8	.375	11	8	19	8	9	0	6	5	3	31	1.6
S. Thompson (Sac)	18	76	13	34	.382	3	8	.375	11	7	18	7	7	0	6	3	3	29	1.6
Les Jepsen	31	87	9	24	.375	7	11	.636	12	18	30	1	17	0	1	3	5	25	0.8
Kings	82	19830	3348	7189	.466	1615	2162	.747	1054	2354	3408	1957	1763	10	727	1360	618	8549	104.3
Opponents	82	19830	3557	7420	.479	1728	2297	.752	1311	2639	3950	2128	1816	14	816	1357	530	9046	110.3

3-Pt. FG: Sacramento Kings 238-675 (.353); Chilcutt 2-2 (1.000); Thomas 1-2 (.500); Richmond 103-268 (.384); Webb 73-199 (.367); Les 45-131 (.344); Hopson 12-47 (.255); Bonner 1-4 (.250); Simmons 1-5 (.200); Brown 0-6; Schintzius 0-4; Tisdale 0-2; *Hansen 0-2; Causwell 0-1; Jepsen 0-1; Thompson 0-1. Opponents 204-616 (.331).

*Did not finish season with team

TEAM NOTES

- On July 1, 1991, the Kings acquired 5-7 point guard Spud Webb and the Hawks' 1994 second-round draft pick in exchange for guard Travis Mays.
- On the eve of the 1991-92 season (Nov. 1), the Kings acquired Golden State guard Mitch Richmond, center Les Jepsen, and the Warriors' 1995 second-round draft choice in exchange for unsigned 1991 draft pick Billy Owens (#3 overall).
- On November 23, 1991, the Kings defeated Orlando, 95-93, ending an NBA record 43-game road losing streak.
- After opening the season with a 7-18 record, Head Coach Dick Motta was fired from his post on December 24, 1991. Assistant Coach Rex Hughes was named interim head coach and Kings regional scout and former player Mike Bratz was named interim assistant coach. Motta was 48-113 (.298) in his stay with the Kings.
- On April 6, 1992, a prominent group of Los Angeles based real estate developers purchased 53 percent of the franchise and ARCO Arena for \$140 million. The group was headed by Jim Thomas of Maguire-Thomas Partners, one of the nation's largest investment builders, and included Eli Broad, Robert Maguire III, Ned Fox Jr. and Richard Gilchirst.
- On May 22, 1992, the club announced the promotion of Director of Player Personnel Jerry Reynolds to general manager and the hiring of Garry St. Jean as the 17th head coach in franchise history. Mike Schuler and Dave Wohl were named assistant coaches.

1991-92 GAME-BY-GAME

G	DATE	SCORE	+/-	OPPONENT	W/L	REC	KINGS HI. SCORER	OPPONENT HI. SCORER	ATT
1	11/1	94-90	+4	LA Clippers	W	1-0	Webb-27	Grant-18	17,014
2	11/2	91-153	-62	@Golden State	L	1-1	Les-17	Mullin-32	15,025
3	11/5	87-98	-11	@Seattle	L	1-2	Richmond-18	McKey-20	9343
4	11/6	112-102	+10	Indiana	W	2-2	Richmond-35	Person-25	17,014
5	11/9	80-84	-4	Minnesota	L	2-3	Richmond-23	Mitchell-17	17,014
6	11/11	90-106	-16	@Utah	L	2-4	Simmons-33	K. Malone-29	18,700
7	11/12	103-126	-23	Boston	L	2-5	Simmons/Rchmnd-23	Bird-20	17,014
8	11/14	98-96	+2	Atlanta	W	3-5	Richmond-25	Wilkins-28	17,014
9	11/16	93-102	-9	Houston	L	3-6	Richmond-21	Olajuwon-23	17,014
10	11/19	118-122	-4	@New Jersey	L	3-7	Richmond-32	Bowie-27	6612
11	11/20	104-116	-12	@Atlanta	L	3-8	Richmond-31	Wilkins-32	8808
12	11/22	112-118	-6	@Miami	L	3-9	Richmond-32	Smith/Rice-23	15,008
13	11/23	95-93	+2	@Orlando	W	4-9	Simmons-27	Scott-25	15,151
14	11/26	104-89	+15	Phoenix	W	5-9	Richmond-26	Johnson-17	17,014
15	11/27	100-141	-41	@Phoenix	L	5-10	Hopson-17	Perry-25	14,496
16	11/30	102-118	-16	Chicago	L	5-11	Richmond-32	Jordan-30	17,014
17	12/3	99-94	+5	San Antonio	W	6-11	Richmond-24	Robinson-30	17,014
18	12/7	120-124	-4	@Golden State	L	6-12	Richmond-29	Mullin-35	15,025
19	12/10	90-92	-2	LA Lakers	L	6-13	Webb-23	Scott-26	17,014
20	12/12	106-100	+6	Orlando	W	7-13	Simmons-28	Catledge-27	17,014
21	12/14	110-115	-5	@Portland	L	7-14	Simmons-24	Drexler-28	12,888
22	12/15	94-110	-16	@LA Lakers	L	7-15	Richmond-23	Perkins-23	16,131
23	12/19	102-109	-7	@Houston	L	7-16	Richmond-24	Thorpe/Olajuwon-21	13,113
24	12/21	85-109	-24	@Dallas	L	7-17	Simmons-16	Harper-22	15,134
25	12/23	90-101	-11	@San Antonio	L	7-18	Richmond-35	Elliott-23	16,057
26	12/26	106-115*	-9	Seattle	L	7-19	Richmond-31	Pierce-27	17,014
27	12/28	118-127	-9	@Chicago	L	7-20	Richmond-33	Jordan-33	18,676
28	12/30	117-109	+8	@Minnesota	W	8-20	Richmond-27	Richardson-23	19,006
29	1/2	114-110	+4	Philadelphia	W	9-20	Richmond-29	Barkley-31	17,014
30	1/4	98-110	-12	Miami	L	9-21	Webb-24	Rice-22	17,014
31	1/6	108-110	-2	@Boston	L	9-22	Richmond-23	Gamble-34	14,890
32	1/8	95-114	-19	@Detroit	L	9-23	Hopson-16	Woolridge-23	21,454
33	1/9	96-109	-13	@Charlotte	L	9-24	Richmond-23	Gill-26	23,698
34	1/11	106-105*	+1	@Milwaukee	W	10-24	Tisdale/Simmons-24	Ellis-29	17,319
35	1/13	109-111	-2	@Denver	L	10-25	Simmons-31	Williams-26	13,536
36	1/15	111-128	-17	Phoenix	L	10-26	Simmons-22	Johnson-28	17,014
37	1/17	94-134	-40	@Phoenix	L	10-27	Richmond-16	Johnson-20	14,496
38	1/18	119-113	+6	Charlotte	W	11-27	Richmond-24	Gill-30	17,014
39	1/21	94-85	+9	Denver	W	12-27	Webb/Simmons-18	Mutombo-17	17,014
40	1/23	105-108	-3	LA Lakers	L	12-28	Simmons-24	Threatt-29	17,014
41	1/24	92-95	-3	@LA Lakers	L	12-29	Webb-21	Scott/Teagle-22	16,949
42	1/28	124-118	+6	New Jersey	W	13-29	Richmond-23	Coleman-33	17,014
43	1/29	105-124	-19	@Utah	L	13-30	Simmons-25	K. & J. Malone-26	19,911
44	1/31	112-109	+3	LA Clippers	W	14-30	Simmons-28	Smith-21	17,014
45	2/2	107-147	-40	@Portland	L	14-31	Webb-23	Porter-21	12,888
46	2/3	99-95	+4	Dallas	W	15-31	Richmond-22	Blackman-23	17,014
47	2/5	100-98	+2	Utah	W	16-31	Richmond-23	K. Malone-25	17,014
48	2/12	98-97	+1	Washington	W	17-31	Richmond-25	Grant-22	17,014
49	2/14	106-107	-1	Portland	L	17-32	Webb-22	Porter-22	17,014
50	2/16	106-112	-6	San Antonio	L	17-33	Richmond/Tisdale-24	Elliott-23	17,014
51	2/18	97-110	-13	@New York	L	17-34	Webb/Tisdale-18	Ewing-34	14,767
52	2/19	115-129	-14	@Indiana	L	17-35	Richmond-28	Person-41	9324
53	2/21	102-119	-17	@Cleveland	L	17-36	Tisdale-20	Daugherty-30	14,605
54	2/23	124-117	+5	@Washington	W	18-36	Hopson-26	Grant-25	8633
55	2/24	96-108	-12	@Philadelphia	L	18-37	Hopson-20	Gilliam-29	13,171
56	2/27	110-109*	+1	New York	W	19-37	Richmond-37	Vanderweghe-25	17,014
57	2/29	115-110	+4	Seattle	W	20-37	Simmons-27	Johnson-21	17,014
58	3/2	98-118	-20	Golden State	L	20-38	Webb-25	Hardaway-29	17,014
59	3/4	108-109	-1	Cleveland	L	20-39	Tisdale-27	Daugherty-21	17,014
60	3/6	106-114	-8	@Portland	L	20-40	Tisdale-23	Drexler-34	12,888
61	3/8	108-109	-1	Houston	L	20-41	Richmond-30	Olajuwon-25	17,014
62	3/10	109-120	-11	LA Clippers	L	20-42	Webb-28	Norman-21	17,014
63	3/12	103-114	-11	Utah	L	20-43	Richmond-26	K. Malone-40	17,014
64	3/14	83-89	-6	Detroit	L	20-44	Richmond-26	Dumars-28	17,014
65	3/15	105-131	-26	@LA Clippers	L	20-45	Richmond-26	Manning/Harper-20	11,785
66	3/17	100-118	-18	@Denver	L	20-46	Richmond-24	Williams-27	13,439
67	3/18	89-118	-29	@San Antonio	L	20-47	Richmond-20	Elliott-26	16,057
68	3/20	125-96	+29	@Dallas	W	21-47	Richmond-21	Blackman/Iuzzolino-21	16,118
69	3/21	100-97	+3	@Houston	W	22-47	Richmond-27	Thorpe-26	16,276
70	3/24	113-102	+11	Milwaukee	W	23-47	Tisdale-28	Robertson-22	17,014
71	3/26	106-128	-22	Portland	L	23-48	Richmond-23	Drexler-20	17,014
72	3/29	112-86	+26	@Minnesota	W	24-48	Tisdale-22	Bailey-21	19,006
73	3/31	136-148**	-12	Golden State	L	24-49	Richmond-33	Mullin-34	17,014
74	4/2	103-111	-8	Seattle	L	24-50	Richmond-29	Johnson-28	17,014
75	4/3	116-124*	-8	@Golden State	L	24-51	Webb-27	Marciulionis-32	15,025
76	4/5	103-89	+14	Dallas	W	25-51	Simmons-23	Hodge-24	17,014
77	4/7	101-103	-2	@Phoenix	L	25-52	Richmond-32	Chambers-22	14,496
78	4/9	124-107	+17	Denver	W	26-52	Simmons-32	Liberty-25	17,014
79	4/11	114-94	+20	Minnesota	W	27-52	Simmons-26	Richardson-21	17,014
80	4/14	103-97	+6	@LA Clippers	W	28-52	Tisdale-24	Manning-20	12,569
81	4/16	102-94	+8	LA Lakers	W	29-52	Tisdale-22	Teagle-27	17,014
82	4/17	106-130	-24	@Seattle	L	29-53	Hopson-18	Kemp-24	12,129

* = OT

1992-93 SACRAMENTO KINGS



Front row — from left to right, Pete Chilcutt, Wayman Tisdale, Walt Williams, Duane Causwell, Lionel Simmons, Anthony Bonner, Marty Conlon. Back row — from left to right, Head Coach Garry St. Jean, Assistant Coach Mike Schuler, Rod Higgins, Duane Causwell, Randy Brown, Jim Les, Spud Webb, Trainer Bill Jones, Managing General Partner Jim Thomas, Assistant Coach Dave Wohl. Not pictured: Mitch Richmond.

FINAL STATISTICS

PLAYER	G.	MIN.	FGM	FGA	PCT.	FTM	FTA	PCT.	OFF.	DEF.	TOT.	AST.	PF	DQ	STL.	TO	BLK.	PTS.	AVG.
Mitch Richmond	45	1728	371	782	.474	197	233	.845	18	136	154	221	137	3	53	130	9	987	21.9
Lionel Simmons	69	2502	468	1055	.444	298	364	.819	156	339	495	312	197	4	95	196	38	1235	17.9
Walt Williams	59	1673	358	823	.435	224	302	.742	115	150	265	178	209	6	66	179	29	1001	17.0
Wayman Tisdale	76	2283	544	1068	.509	175	231	.758	127	373	500	108	277	8	52	117	47	1263	16.6
Spud Webb	69	2335	342	789	.433	279	328	.851	44	149	193	481	177	0	104	194	6	1000	14.5
Anthony Bonner	70	1764	229	497	.461	143	241	.593	188	267	455	96	183	1	86	105	17	601	8.6
Rod Higgins	69	1425	199	483	.412	130	151	.861	66	127	193	119	141	0	51	63	29	571	8.3
Duane Causwell	55	1211	175	321	.545	103	165	.624	112	191	303	35	192	7	32	58	87	453	8.2
Randy Brown	75	1726	225	486	.463	115	157	.732	75	137	212	196	206	4	108	120	34	567	7.6
Henry James*	8	79	20	45	.444	17	20	.850	6	4	10	1	9	0	3	7	0	60	7.5
Pete Chilcutt	59	834	165	340	.485	32	46	.696	80	114	194	64	102	2	22	54	21	362	6.1
Marty Conlon	46	467	81	171	.474	57	81	.704	48	75	123	37	43	0	13	28	5	219	4.8
Jim Les	73	881	110	259	.425	42	50	.840	20	69	89	169	81	0	40	48	7	328	4.5
Vincent Askew*	9	76	8	17	.471	11	15	.733	7	4	11	5	11	0	2	8	1	27	3.0
Kurt Rambis (Tot)	72	822	67	129	.519	43	65	.662	77	150	227	53	122	0	43	42	18	177	2.5
Kurt Rambis (Sac)	67	781	63	122	.516	42	63	.667	75	146	221	52	119	0	40	36	18	168	2.5
Stan Kimbrough*	3	15	2	6	.333	0	0	—	0	0	0	1	1	0	1	0	0	5	1.7
Kings	82	19780	3360	7264	.463	1865	2447	.762	1137	2281	3418	2075	2085	35	768	1364	348	8847	107.9
Opponents	82	19780	3420	7024	.487	2054	2711	.758	1138	2562	3700	2073	2010	22	767	1466	551	9107	111.1

3-Pt. FG: Sacramento Kings 262-788 (.332); *Kimbrough 1-2 (.500); Les 66-154 (.429); Richmond 48-130 (.369); Brown 2-6 (.333); Higgins 43-133 (.323); Williams 61-191 (.319); *James 3-10 (.300); Webb 37-135 (.274); Simmons 1-11 (.091); Bonner 0-7; Conlon 0-4; Rambis 0-2; Tisdale 0-2; Causwell 0-1. Opponents 213-680 (.313).

*Did not finish season with team

TEAM NOTES

- Kings closed out the 45th season in franchise history with a record of 25-57 (16-25 home, 9-32 away).
- Defeated San Antonio, 114-106, on Opening Night (11/6/92) at ARCO Arena in Garry St. Jean's head coaching debut.
- Snapped a 43-game regular season losing streak at the Great Western Forum that dated back to 1974 with a 124-114 win over the Lakers.
- Mitch Richmond became the first Kings player since 1981 to be named to an All-Star Game squad. However, Richmond was unable to participate in the contest due to a fractured right thumb suffered versus Atlanta (2/11/93).
- Guard-forward Walt Williams earned second-team All-Rookie honors after averaging 17.0 ppg, 4.5 rpg, 3.0 apg,

and 1.12 spg.

- Club lost 150 player games to injury over the course of the campaign, including 115 in the final 50 games of the season. Of the 150 player games lost to injury, 95 came to Opening Night starters Mitch Richmond (37), Duane Causwell (26), Lionel Simmons (13), Spud Webb (13) and Wayman Tisdale (6).
- Defeated Dallas, 139-81, at ARCO Arena, marking the largest margin of victory (58 points) in franchise history (12/29/92). Just four nights later (1/2/93), the Kings defeated Philadelphia by 56 points, 154-98, at ARCO Arena to register the largest margins of victory in back-to-back games in NBA history.

1992-93 GAME-BY-GAME

G	DATE	SCORE	+/-	OPPONENT	W/L	REC	KINGS HI. SCORER/REBOUNDER	OPP. HI. SCORER/REBOUNDER	ATT
1	11/6	114-106	+8	San Antonio	W	1-0	Richmond-26/Simmons-10	Elliott-29/Carr-9	17,317
2	11/8	124-114	+10	@LA Lakers	W	2-0	Richmond-29/Tisdale-10	Worthy-30/Campbell-9	15,021
3	11/10	99-97	+2	LA Clippers	W	3-0	Brown-22/Simmons-11	Manning-28/Norman-11	17,317
4	11/11	101-109	-8	@LA Clippers	L	3-1	Williams-24/Simmons-8	Manning-21/Manning-15	9,236
5	11/14	117-133	-16	@Seattle	L	3-2	Williams-24/Simmons,Causwell-9	Pierce-27/Kemp-9	10,588
6	11/15	109-107	+2	Cleveland	W	4-2	Richmond-31/Tisdale-10	Williams-27/Nance,Williams-11	17,317
7	11/17	109-116	-7	@Houston	L	4-3	Causwell-20/Simmons-13	Olajuwon-34/Olajuwon-10	10,158
8	11/18	111-127	-16	@Phoenix	L	4-4	Brown-18/Williams-8	Ceballos-30/Ceballos-13	19,023
9	11/20	99-104	-5	Portland	L	4-5	Tisdale-29/Simmons-14	Robinson-21/Kersey-11	17,317
10	11/23	103-99	+4	Seattle	W	5-5	Richmond-29/Tisdale-14	Benjamin-18/Cage-19	17,317
11	11/25	99-114	-15	@Denver	L	5-6	Richmond-20/Chilcutt,Bonner-7	Jackson-23/Mutombo-13	8,467
12	11/28	89-94	-5	New Jersey	L	5-7	Richmond-26/Rambis-7	Petrovic-26/Bowie,Anderson-8	17,317
13	11/29	99-107	-8	@Portland	L	5-8	Simmons-29/Simmons-9	Drexler-24/Robinson-13	12,888
14	12/1	117-110	+7	LA Lakers	W	6-8	Simmons-26/Williams-9	Threatt-26/Divac-10	17,317
15	12/4	111-112	-1	Charlotte	L	6-9	Richmond-27/Causwell,Williams-10	Johnson-27/Mourning-7	17,317
16	12/8	106-114	-8	Washington	L	6-10	Richmond-35/Tisdale-11	Gugliotta-20/Ellison-14	17,317
17	12/10	99-106	-7	Indiana	L	6-11	Tisdale-32/Tisdale-14	Schrempf-25/Schrempf-12	17,317
18	12/12	120-124	-4	Golden State	L	6-12	Richmond-27/Causwell-8	Mullin,Hardaway-31/Hill-10	17,317
19	12/15	98-106	-8	@Miami	L	6-13	Richmond-23/Tisdale-8	Seikaly-27/Seikaly-15	14,892
20	12/17	91-112	-21	@Orlando	L	6-14	Richmond-19/Simmons,Causwell-6	Anderson-25/O'Neal-20	15,151
21	12/18	108-119	-11	@Cleveland	L	6-15	Richmond,Simmons-16/Rambis-8	Nance,Price-22/Nance-13	13,134
22	12/20	98-104	-6	@New Jersey	L	6-16	Richmond-18/Causwell-7	Anderson-21/Coleman-24	11,023
23	12/22	102-99*	+3	@Milwaukee	W	7-16	Simmons-23/Simmons-12	Murdock-30/Murdock-15	14,536
24	12/23	102-96*	+6	@Minnesota	W	8-16	Richmond-30/Simmons-10	West-26/Laettner,Person-11	18,091
25	12/27	118-102	+16	Boston	W	9-16	Tisdale-31/Tisdale,Simmons-8	Abdelnaby-26/Parish-13	17,317
26	12/29	139-81	+58	Dallas	W	10-16	Bonner-23/Bonner-11	White-15/Bond-7	17,317
27	1/2	154-98	+56	Philadelphia	W	11-16	Williams-40/Bonner,Webb-7	Weatherspoon-20/Payne-6	17,317
28	1/5	126-106	+20	Denver	W	12-16	Richmond-25/Simmons-9	Ellis-20/Mutombo-13	17,317
29	1/8	90-93	-3	@LA Lakers	L	12-17	Tisdale-19/Simmons-10	Worthy-25/Divac-16	15,066
30	1/9	108-94	+14	Miami	W	13-17	Richmond-32/Simmons-9	Seikaly-18/Seikaly-11	17,317
31	1/12	93-104	-11	New York	L	13-18	Richmond-21/Tisdale-13	Starks-33/Ewing-11	17,317
32	1/14	104-114	-10	Phoenix	L	13-19	Tisdale-21/Simmons, Bonner-11	Dumas,Majerle-23/Miller,Maj-9	17,317
33	1/16	107-108	-1	@Utah	L	13-20	Simmons-33/Bonner-10	K. Malone-30/K. Malone,Corbin-11	19,911
34	1/18	111-107	+4	@Golden State	W	14-20	Williams-24/Bonner-12	Mullin-27/Hill-23	15,025
35	1/19	96-102	-6	Houston	L	14-21	Richmond-21/Bonner-14	Olajuwon-27/Olajuwon-15	17,317
36	1/22	127-135	-8	@Portland	L	14-22	Richmond-27/Bonner-14	Porter, Robinson-27/Drexler-8	12,888
37	1/23	113-108	+5	Minnesota	W	15-22	Richmond-24/Bonner-8	West-25/Laettner-11	17,317
38	1/25	106-117	-11	@Atlanta	L	15-23	Simmons-26/Tisdale-9	Wilkins-38/Willis-17	7,162
39	1/27	107-117	-10	@Charlotte	L	15-24	Simmons-26/Bonner-10	Mourning-23/Johnson-15	23,698
40	1/29	130-120	+10	@Dallas	W	16-24	Simmons-35/Rambis-10	Harper-28/Davis-17	11,410
41	1/30	124-129	-5	@San Antonio	L	16-25	Tisdale-29/Simmons-11	Ellis-27/Robinson-12	16,057
42	2/1	115-119	-4	Orlando	L	16-26	Richmond-28/Tisdale-11	Anderson-31/Anderson-14	17,317
43	2/3	88-107	-19	Chicago	L	16-27	Richmond-17/Simmons-8	Jordan-36/Grant-11	17,317
44	2/5	103-116	-13	@Denver	L	16-28	Webb-21/Chilcutt-8	Williams-29/Mutombo-8	14,409
45	2/6	110-119	-9	@LA Clippers	L	16-29	Tisdale-27/Simmons-7	Harper-31/Manning-12	12,903
46	2/9	114-119	-5	Utah	L	16-30	Tisdale-31/Simmons,Bonner-8	K. Malone-36/K. Malone-11	17,317
47	2/11	116-105	+11	Atlanta	W	17-30	Richmond-25/Bonner,Rambis-9	Willis-25/Willis-19	17,317
48	2/13	110-111	-1	Golden State	L	17-31	Simmons-30/3 players-6	Hardaway,Sprewell-23/Hill-14	17,317
49	2/15	101-119	-8	@Chicago	L	17-32	Tisdale,Bonner-18/Bonner-9	Jordan-32/Williams-12	18,237
50	2/17	99-125	-26	@Indiana	L	17-33	Simmons-23/Bonner-11	Miller-27/Davis-13	10,537
51	2/18	114-121	-7	@Minnesota	L	17-34	Simmons-24/Bonner-8	Laettner-28/Laettner-16	17,813
52	2/23	116-123	-7	@LA Clippers	L	17-35	Williams-24/Simmons-11	Harper-25/Roberts-16	10,206
53	2/24	99-104	-5	LA Lakers	L	17-36	Williams-31/Brown-8	Threatt-23/Green-15	17,317
54	2/26	120-141	-21	Seattle	L	17-37	Tisdale,Williams-17/Chilcutt-11	Kemp-26/Kemp-10	17,317
55	2/27	121-117	+4	@Utah	W	18-37	Williams-37/Bonner-17	J. & K. Malone-24/Krystk-9	19,911
56	3/3	86-89	-3	Houston	L	18-38	Williams-18/Simmons-13	Olajuwon-30/Olajuwon-13	17,317
57	3/5	122-130	-8	@Phoenix	L	18-39	Simmons-17/Bonner-9	Barkley-32/West-12	19,023
58	3/6	102-119	-17	@Houston	L	18-40	Simmons-20/Bonner-7	Olajuwon-27/Olajuwon-15	14,551
59	3/9	108-128	-20	Phoenix	L	18-41	Tisdale-32/Simmons-15	Ceballos-40/Ceballos-12	17,317
60	3/11	109-95	+14	Minnesota	W	19-41	Simmons-28/3 players-7	Maxey-24/Maxey-12	17,317
61	3/13	122-94	+28	Dallas	W	20-41	Simmons-24/Williams-10	Davis-21/Smith-7	17,317
62	3/16	110-113	-3	Detroit	L	20-42	Simmons-34/Tisdale,Bonner-10	Dumars-31/Rodman-22	17,317
63	3/18	111-131	-20	@Seattle	L	20-43	Chilcutt-19/Conlon-8	Kemp-27/Kemp-17	10,977
64	3/19	101-113	-12	Golden State	L	20-44	Tisdale-22/Bonner-13	Alexander-20/Hill-16	17,317
65	3/23	121-104	+17	LA Clippers	W	21-44	Tisdale-40/Tisdale-8	Manning-30/Norman-12	17,317
66	3/25	111-113*	-2	Portland	L	21-45	Williams-35/Tisdale-14	Robinson-26/Williams,Robinson-10	17,317
67	3/27	105-125	-20	Milwaukee	L	21-46	Williams-30/Chilcutt,Bonner-8	Lohaus-34/Lohaus,Murdock-8	17,317
68	3/29	89-110	-21	@Boston	L	21-47	Williams-22/Causwell-8	Gamble-28/Kleine-20	14,890
69	3/30	87-109	-22	@New York	L	21-48	Tisdale-17/Brown-7	Starks-20/Ewing-17	19,763
70	4/1	117-97	+20	@Washington	W	22-48	Webb-27/3 players-8	Gugliotta,Grant-19/Gugliotta-18	7,910
71	4/2	100-109	-9	@Detroit	L	22-49	Williams-29/Bonner-9	Dumars-35/Rodman-24	21,454
72	4/4	102-112	-10	@Philadelphia	L	22-50	Williams-17/Bonner-12	Hawkins-33/Gilliam-13	8,345
73	4/6	100-101	-1	Denver	L	22-51	Webb-20/Bonner-9	Jackson-23/Mutombo-18	17,317
74	4/8	114-123	-9	Phoenix	L	22-52	Higgins-26/Rambis-11	Ceballos-28/West-13	17,317
75	4/9	97-111	-14	@Seattle	L	22-53	Higgins-22/Conlon-9	Perkins-19/Kemp-7	14,023
76	4/13	100-110	-10	San Antonio	L	22-54	Williams-20/4 players-6	Anderson,Ellis-17/Robinson-14	17,317
77	4/16	100-93	+7	@San Antonio	W	23-54	Simmons-26/Simmons-10	Robinson-19/Robinson-12	16,057
78	4/17	108-107*	+1	@Dallas	W	24-54	Webb-24/Bonner-13	Harper-23/Davis,Rooks-11	15,973
79	4/20	101-92	+9	Utah	W	25-54	Simmons-24/Tisdale,Simmons-10	K. Malone-25/Benoit-13	17,317
80	4/21	105-132	-27	@Golden State	L	25-55	Webb-34/Chilcutt-8	Spencer-24/Hill-15	15,025
81	4/23	108-112	-4	Portland	L	25-56	Brown-27/Causwell-8	Strickland-24/Kersey,Williams-10	17,317
82	4/24	107-125	-18	@LA Lakers	L	25-57	Webb-24/Simmons-10	Green-26/Green-11	16,482

* = OT

1993-94 SACRAMENTO KINGS



Front row — from left to right, Mike Peplowski, Wayman Tisdale, Walt Williams, Olden Polynice, Duane Causwell, Trevor Wilson, Lionel Simmons, Randy Breuer. **Back row** — from left to right, Managing General Partner Jim Thomas, Assistant Coach Eddie Jordan, Assistant Coach Mike Schuler, Head Coach Garry St. Jean, Mitch Richmond, Randy Brown, Bobby Hurley, Spud Webb, LaBradford Smith, Andre Spencer, Assistant Coach Mike Bratz, Assistant Trainer Pete Youngman, Trainer Bill Jones.

FINAL STATISTICS

PLAYER	G.	MIN.	FGM	FGA	PCT.	FTM	FTA	PCT.	OFF.	DEF.	TOT.	AST.	PF	DQ	STL.	TO	BLK.	PTS.	AVG.
Mitch Richmond	78	2897	635	1428	.445	426	511	.834	70	216	286	313	211	3	103	216	17	1823	23.4
Wayman Tisdale	79	2557	552	1102	.501	215	266	.808	159	401	560	139	290	4	37	124	52	1319	16.7
Lionel Simmons	75	2702	436	996	.438	251	323	.777	168	394	562	305	189	2	104	183	50	1129	15.1
Spud Webb	79	2567	373	810	.460	204	251	.813	44	178	222	528	182	1	93	168	23	1005	12.7
Walt Williams	57	1356	226	580	.390	148	233	.635	71	164	235	132	200	6	52	145	23	638	11.2
Olden Polynice (Tot)	68	2402	346	662	.523	97	191	.508	299	510	809	41	189	2	42	78	67	789	11.6
Olden Polynice (Sac)	31	1052	124	256	.484	55	99	.556	151	202	353	19	81	1	18	29	31	303	9.8
Trevor Wilson (Tot)	57	1221	187	388	.482	92	166	.554	120	153	273	72	123	0	38	93	11	466	8.2
Trevor Wilson (Sac)	52	1095	168	349	.481	79	141	.560	108	137	245	60	106	0	33	87	10	415	8.0
Pete Chilcutt*	46	974	152	328	.463	31	52	.596	100	171	271	71	116	2	43	56	28	335	7.3
Bobby Hurley	19	499	54	146	.370	24	30	.800	6	28	34	115	28	0	13	48	1	134	7.1
Andre Spencer (Tot)	28	349	52	118	.441	55	77	.714	30	43	73	22	43	0	19	21	7	159	5.7
Andre Spencer (Sac)	23	286	43	100	.430	52	73	.712	26	35	61	19	37	0	18	19	5	138	6.0
L. Smith (Tot)	66	877	124	306	.405	63	84	.750	34	50	84	109	96	2	40	50	5	332	5.0
L. Smith (Sac)	59	829	116	288	.403	48	64	.750	29	47	76	104	88	2	37	49	4	301	5.1
Randy Brown	61	1041	110	251	.438	53	87	.609	40	72	112	133	132	2	63	75	14	273	4.5
Duane Causwell	41	674	71	137	.518	40	68	.588	68	118	186	11	109	2	19	33	49	182	4.4
Mike Peplowski	55	667	76	141	.539	24	44	.545	49	120	169	24	131	2	17	34	25	176	3.2
Jim Les*	18	169	13	34	.382	11	13	.846	5	8	13	39	16	0	7	11	1	45	2.5
Evers Burns*	23	143	22	55	.400	12	23	.522	13	17	30	9	33	0	6	7	3	56	2.4
Randy Breuer	26	247	8	26	.308	3	14	.214	15	41	56	8	30	0	6	9	19	19	0.7
Kings	82	19755	3179	7027	.452	1676	2292	.731	1122	2349	3471	2029	1979	27	669	1333	355	8291	101.1
Opponents	82	19755	3360	7017	.479	1767	2448	.722	1189	2574	3763	2052	1895	14	746	1341	498	8764	106.9

3-Pt. FG: Sacramento Kings 257-729 (.353); *Les 8-18 (.444); Richmond 127-312 (.407); Simmons 6-17 (.353); Smith 21-60 (.350); Webb 55-164 (.335); Williams 38-132 (.288); Hurley 2-16 (.125); Brown 0-4; Wilson 0-2; Breuer 0-1; Chilcutt 0-1; Peplowski 0-1; Polynice 0-1. Opponents 227-771 (.359).

* Did not finish season with team

TEAM NOTES


- Kings posted a 28-54 record in 1993-94, a three-game improvement over the 1992-93 campaign (25-57).
- Sacramento finished ahead of the Los Angeles Clippers (27-55) in the Pacific Division standings, marking the first time since 1988-89 that the Kings did not finish at the bottom of their division.
- Guard Mitch Richmond became the first Kings player since Otis Birdsong in 1980-81 to earn All-NBA honors when he was voted to the second team. Richmond ranked seventh in the NBA in scoring (23.4 ppg) in the regular season, while also averaging 3.7 rpg, 4.0 apg, and 1.32 spg.
- Richmond also became the first Kings player since Nate Archibald in 1975 and the eighth in franchise history to start in an NBA All-Star Game, tallying 10 points, two rebounds, and three assists in 24 minutes for the West squad in the 44th Annual affair in Minneapolis, MN.
- Kings were stricken by the injury bug throughout the season, losing 226 player games to injury or illness, the third highest total in the NBA in 1993-94 and the second most in the Sacramento-era. The rash of injuries forced Head Coach Garry St. Jean to utilize 20 different starting combinations over the course of the season.

1993-94 GAME-BY-GAME

G	DATE	SCORE	+/-	OPPONENT	W/L	REC	KINGS HI. SCORER/REBOUNDER	OPP. HI. SCORER/REBOUNDER	ATT
1	11/5	109-100	+9	Denver	W	1-0	Tisdale-21/Simmons-12	Abdul-Rauf-25/Mutombo-17	17,317
2	11/7	110-132	-22	@Phoenix	L	1-1	Richmond-25/Chilcutt-11	K. Johnson-32/Green-14	19,023
3	11/10	112-101	+11	LA Lakers	W	2-1	Simmons-33/Simmons-10	Worthy-20/Divac-15	17,317
4	11/12	93-91	+2	San Antonio	W	3-1	Tisdale-25/Chilcutt-8	Robinson-32/Rodman-24	17,317
5	11/14	102-132	-30	@New Jersey	L	3-2	Richmond-30/Tisdale-7	Anderson,Coleman-26/four-8	12,562
6	11/16	95-118	-23	@Atlanta	L	3-3	Tisdale-26/Tisdale-11	Wilkins-26/Willis,Koncak-8	6,949
7	11/17	113-130	-17	@Charlotte	L	3-4	Richmond-26/Tisdale-10	L. Johnson-23/Mourning,L. Johnson-8	23,698
8	11/19	108-113	-5	@Minnesota	L	3-5	Richmond-23/Richmond-9	Laettner-27/Laettner-13	17,810
9	11/21	103-101	+2	Chicago	W	4-5	Richmond-28/Tisdale-9	Armstrong-23/Grant-18	17,317
10	11/24	93-120	-27	Seattle	L	4-6	Richmond-24/Chilcutt,Rchmnd-6	Payton-23/Kemp-15	17,317
11	11/26	89-92	-3	Houston	L	4-7	Richmond-32/Richmond-11	Olajuwon-36/Thorpe-14	17,317
12	11/28	109-120	-11	@Portland	L	4-8	Richmond-29/Peplowski-11	Drexler-24/Kersey-14	12,888
13	11/29	103-105	-2	Indiana	L	4-9	Richmond-26/Williams-11	D. Davis-20/D. Davis-13	17,317
14	12/1	101-111	-10	Minnesota	L	4-10	Tisdale,Williams-25/Peplowski-8	West-23/Brown-12	17,317
15	12/4	101-123	-22	@New York	L	4-11	Simmons-22/Chilcutt-6	Ewing-31/Oakley-15	19,763
16	12/7	87-105	-18	@Indiana	L	4-12	Simmons-26/Chilcutt-9	Miller-22/D. Davis-9	9,462
17	12/8	115-129	-14	@Boston	L	4-13	Richmond-34/Simmons-13	Gamble-23/Pinckney-13	14,890
18	12/10	109-103	+6	@Philadelphia	W	5-13	Richmond-26/Simmons-16	Bradley-17/Weatherspoon-14	8,676
19	12/12	102-112	-10	LA Clippers	L	5-14	Tisdale-27/Simmons-12	Manning-28/Manning-12	17,317
20	12/15	95-96	-1	Milwaukee	L	5-15	Richmond-32/Simmons-15	Murdoch-32/Brickowski,Norman-6	17,317
21	12/17	94-109	-15	Golden State	L	5-16	Simmons-22/Simmons-12	Mullin-23/Owens-10	17,317
22	12/19	91-97	-6	Orlando	L	5-17	Richmond-32/Tisdale-10	O'Neal-27/O'Neal-17	17,317
23	12/23	114-88	+26	Washington	W	6-17	Richmond-22/Tisdale-9	Gugliotta-18/4 players-6	17,317
24	12/26	95-109	-14	@Miami	L	6-18	Richmond-38/Simmons-9	Smith-23/Smith-4	15,200
25	12/27	110-122	-12	@Orlando	L	6-19	Richmond-40/Peplowski-9	O'Neal-32/O'Neal-17	15,291
26	12/29	103-97	+6	@Washington	W	7-19	Simmons-27/Tisdale-11	MacLean-25/Gugliotta-11	18,756
27	12/30	97-91	+6	@Detroit	W	8-19	Tisdale-21/Smith,Tisdale-12	Mills-22/Polynice-13	19,399
28	1/2	119-116	+3	Dallas	W	9-19	Simmons-25/Simmons-10	Mashburn-30/Jones-7	17,317
29	1/4	112-115	-3	@Golden State	L	9-20	Richmond-34/Tisdale-11	Webber-36/Webber-13	15,025
30	1/5	106-98	+8	LA Lakers	W	10-20	Richmond-23/Chilcutt-15	Threatt-20/Divac-19	17,317
31	1/7	93-102	-9	@Seattle	L	10-21	Richmond-27/Simmons-13	Schrempf-20/Payton-8	14,709
32	1/8	98-104	-6	@Denver	L	10-22	Richmond-28/Tisdale-11	Ellis-22/Mutombo-19	14,709
33	1/11	103-95	+8	Miami	W	11-22	Tisdale-23/Tisdale-11	Smith-26/Long-12	17,317
34	1/13	115-104	+11	Charlotte	W	12-22	Tisdale-22/Smith,Tisdale-13	Mourning-18,Mourning-14	17,317
35	1/15	103-119	-16	Phoenix	L	12-23	Wilson-25/Wilson,Simmons-10	Green-35/Green-19	17,317
36	1/19	95-114	-19	Seattle	L	12-24	Wilson-18/Wilson-9	Payton-24/Cage-9	17,317
37	1/21	83-112	-29	@Utah	L	12-25	Richmond-18/Chilcutt,Tisdale-6	K. Malone-20/Spencer-11	19,911
38	1/22	109-119*	-10	Cleveland	L	12-26	Simmons,Webb-22/Simmons-9	Daugherty-27/Daugherty-15	17,317
39	1/25	91-107	-16	@San Antonio	L	12-27	Richmond-15/Simmons-7	Robinson-31/Rodman-20	17,630
40	1/27	97-113	-16	@Houston	L	12-28	Tisdale,Richmond-15/Williams-9	Olajuwon-24/Thorpe-14	11,467
41	1/29	101-108	-7	@Dallas	L	12-29	Richmond-34/Wilson-10	Jackson-24/White-14	12,157
42	2/1	102-97	+5	Portland	W	13-29	Tisdale-30/Wilson-10	C. Robinson-30/Strickland-9	17,317
43	2/4	83-108	-25	Denver	L	13-30	Smith-14/Tisdale-10	Ellis-19/Ellis-12	17,317
44	2/5	110-122	-12	@LA Clippers	L	13-31	Richmond-30/Tisdale-11	Manning-27/Harper-10	10,773
45	2/8	100-124	-24	@Portland	L	13-32	Tisdale-26/Wilson-14	Drexler-21/Williams-15	12,888
46	2/9	105-95	+10	LA Clippers	W	14-32	Richmond-35/Simmons-11	Harper-26/Williams-8	17,317
47	2/10	103-84	+19	@LA Lakers	W	15-32	Simmons-32/Causwell-11	Van Exel-17/Lynch-16	10,785
48	2/15	113-123	-10	@Golden State	L	15-33	Williams-22/Simmons-6	Owens-29/Owens,Johnson-10	15,025
49	2/16	94-92*	+2	Philadelphia	W	16-33	Richmond-32/Williams-15	Weatherspoon-20/Perry-13	17,317
50	2/18	90-81	+9	Utah	W	17-33	Richmond-27/Simmons-13	K. Malone-19/Spencer-18	17,317
51	2/21	86-112	-26	@Phoenix	L	17-34	Tisdale-14/Causwell,Simmons-8	Barkley-23/Barkley-11	19,023
52	2/22	95-93	+2	Boston	W	18-34	Richmond-23/Simmons,Tisdale-8	McDaniel-22/Fox-15	17,317
53	2/24	102-90	+12	LA Lakers	W	19-34	Simmons-29/Polynice-12	Threatt-28/Divac-16	17,317
54	2/25	111-121	-10	@LA Clippers	L	19-35	Richmond-37/Polynice-20	Spencer-28/Spencer-14	8,083
55	3/1	88-100	-12	New York	L	19-36	Richmond-29/Polynice,Tisdale-9	Ewing-28/Ewing-21	17,317
56	3/5	98-114	-16	@Seattle	L	19-37	Webb-21/Polynice-8	Kemp-25/Kemp-14	14,677
57	3/6	85-102	-17	Seattle	L	19-38	Spencer-18/Polynice-11	Payton-24/Kemp-11	17,317
58	3/8	82-103	-21	@Cleveland	L	19-39	Tisdale,Richmond-16/Polynice-13	Williams,Brandon-18/Hill-13	18,341
59	3/9	104-96	+8	@Minnesota	W	20-39	Richmond-35/Polynice-10	West,Person-28/Person-9	17,436
60	3/11	108-100	+8	@Milwaukee	W	21-39	Richmond-25/Polynice-21	Baker-22/Baker-11	17,508
61	3/12	94-111	-17	@Chicago	L	21-40	Richmond-22/Simmons-7	Pippen-20/3 players-8	18,676
62	3/14	102-108	-6	Detroit	L	21-41	Richmond-21/Polynice-13	Thomas-22/Chilcutt-12	17,317
63	3/16	132-111	+21	New Jersey	W	22-41	Richmond-25/Polynice-12	Coleman-29/Williams,Colmn-9	17,317
64	3/18	115-103	+12	@Denver	W	23-41	Richmond-29/Polynice-10	Pack-24/Williams-17	17,171
65	3/19	100-107	-7	@San Antonio	L	23-42	Richmond-27/Polynice-9	Robinson-48/Robinson-16	20,640
66	3/22	94-96	-2	Portland	L	23-43	Simmons-26/Tisdale-17	Drexler-28/Williams-15	17,317
67	3/24	91-107	-16	San Antonio	L	23-44	Richmond-24/Tisdale-7	Robinson-38/Rodman-18	17,317
68	3/25	91-100	-9	@Portland	L	23-45	Simmons-20/Polynice-8	Drexler-23/Williams-14	12,888
69	3/29	101-122	-21	Houston	L	23-46	Richmond-24/Tisdale-10	Thorpe-21/Thorpe-18	17,317
70	3/31	102-106	-4	Atlanta	L	23-47	Williams-32/Simmons-9	Willis-29/Willis-21	17,317
71	4/2	102-87	+15	Minnesota	W	24-47	Tisdale-24/Polynice-17	Laettner-19/Kings-12	17,317
72	4/5	80-88	-8	Dallas	L	24-48	Richmond-22/Polynice-16	Jackson-16/Rooks-10	17,317
73	4/6	123-128*	-5	@LA Lakers	L	24-49	Richmond-39/Polynice-15	Worthy-31/Divac-14	12,066
74	4/8	104-101	+3	Phoenix	W	25-49	Richmond-33/Polynice-11	Barkley-30/Barkley-16	17,317
75	4/11	118-97	+21	LA Clippers	W	26-49	Tisdale-26/Polynice-18	Vaught-21/Vaught-11	17,317
76	4/12	91-126	-35	@Utah	L	26-50	Richmond-20/Spencer-10	Malone-21/Malone-11	19,911
77	4/14	99-104	-5	@Houston	L	26-51	Richmond-26/Polynice-20	Olajuwon-34/Horry-14	13,127
78	4/16	106-98	+8	@Dallas	W	27-51	Tisdale-32/Polynice-10	Jackson-20/Jones-13	12,376
79	4/19	108-115	-7	Utah	L	27-52	Webb-28/Polynice-10	Malone-30/Malone-13	17,317
80	4/21	96-121	-25	@Golden State	L	27-53	Tisdale-17/Wilson-11	Grayer-19/Owens-12	15,025
81	4/23	100-101	-1	@Phoenix	L	27-54	Webb-32/Polynice-16	K. Johnson-20/Barkley-14	19,023
82	4/24	105-97	+8	Golden State	W	28-54	Webb-25/Polynice-14	Jennings-15/Gatling-13	17,317

* = OT

1994-95 SACRAMENTO KINGS



Front row — from left to right, Michael Smith, Brian Grant, Walt Williams, Duane Causwell, Olden Polynice, Lionel Simmons, Henry Turner. **Back row — from left to right,** Head Coach Garry St. Jean, Assistant Coach Eddie Jordan, Assistant Coach Mike Bratz, Mitch Richmond, Randy Brown, Spud Webb, Bobby Hurley, Doug Lee, Assistant Trainer Pete Youngman, Trainer Bill Jones.

FINAL STATISTICS

PLAYER	G.	MIN.	FGM	FGA	PCT.	FTM	FTA	PCT.	OFF.	DEF.	TOT.	AST.	PF	DQ	STL.	TO	BLK.	PTS.	AVG.
Mitch Richmond	82	3172	668	1497	.446	375	445	.843	69	288	357	311	227	2	91	234	29	1867	22.8
Walt Williams	77	2739	445	998	.446	266	364	.731	100	245	345	316	265	3	123	243	63	1259	16.4
Brian Grant	80	2289	413	809	.511	231	363	.636	207	391	598	99	276	4	49	163	116	1058	13.2
Spud Webb	76	2458	302	689	.438	226	242	.934	29	145	174	468	148	0	75	185	8	878	11.6
Olden Polynice	81	2534	376	691	.544	124	194	.639	277	448	725	62	238	0	48	113	52	877	10.8
Michael Smith	82	1736	220	406	.542	127	262	.485	174	312	486	67	235	1	61	106	49	567	6.9
Lionel Simmons	58	1064	131	312	.420	59	84	.702	61	135	196	89	118	0	28	70	23	327	5.6
Alaa Abdelnaby*	51	476	117	220	.532	20	35	.571	34	72	106	13	102	1	15	40	12	254	5.0
Randy Brown	67	1086	124	287	.432	55	82	.671	24	84	108	133	153	0	99	78	19	317	4.7
Bobby Hurley	68	1105	103	284	.363	58	76	.763	14	56	70	226	79	0	29	110	0	285	4.2
Duane Causwell	58	820	76	147	.517	57	98	.582	57	117	174	15	146	4	14	33	80	209	3.6
Trevor Wilson*	15	147	18	40	.450	11	14	.786	10	16	26	12	12	0	4	6	2	47	3.1
Henry Turner	30	149	23	57	.404	20	35	.571	17	11	28	7	20	0	8	12	1	68	2.3
Doug Lee	22	75	9	25	.360	18	21	.857	0	5	5	5	18	0	6	5	3	43	2.0
Derrick Phelps	3	5	0	1	.000	0	2	.000	0	0	0	1	3	0	0	0	0	0	0.0
Kings	82	19855	3025	6463	.468	1647	2317	.711	1073	2325	3398	1824	2040	15	650	1449	457	8056	98.2
Opponents	82	19855	2964	6549	.453	1833	2473	.741	1145	2268	3413	1820	2033	18	756	1348	515	8138	99.2

3-Pt. FG: Sacramento Kings 359-1037 (.346); Polynice 1-1 (1.000); Turner 2-5 (.400); Lee 7-18 (.389); Simmons 6-16 (.375); Richmond 156-424 (.368); Williams 103-296 (.348); Webb 48-145 (.331); Brown 14-47 (.298); Hurley 21-76 (.276); Grant 1-4 (.250); Smith 0-2; Causwell 0-1. Opponents 377-1240 (.304).

* Did not finish season with team

TEAM NOTES

- Kings registered a 39-43 regular-season record, marking the franchise's most victories in a season since 1982-83 (45-37). Sacramento finished fifth in the Pacific Division, and missed advancing to the NBA Playoffs by just one game after falling 102-89 at Denver (4/23/95) on the final day of the regular season in a winner-take-all battle for the eighth and final Western Conference Playoff berth.
- Guard Mitch Richmond earned Second-Team All-NBA honors after averaging 22.8 ppg, 4.4 rpg, 3.8 apg, and 1.11 spg. Richmond's 22.8 ppg led all guards in scoring and ranked eighth in the NBA.
- Richmond was named MVP of the 45th Annual All-Star Game in Phoenix, scoring a game-high 23 points (10-13 FG, 3-3 3pt, 0-0 FT) with four rebounds and two assists in only 22 minutes off the bench to lead the Western Conference to a 139-112 victory over the East. The 10-for-13 (.769) shooting performance is the third best in All-Star history.
- Forward Brian Grant was named to the NBA's First-Team All-Rookie squad, averaging 13.2 ppg (.511 FG%), 7.5 rpg, and 1.45 bpg. Grant earned Schick Rookie of the Month honors for January after averaging 15.8 ppg (.511 FG%), 9.7 rpg, and 2.13 bpg in helping lead the Kings to a 9-6 mark.

1994-95 GAME-BY-GAME

G	DATE	SCORE	+/-	OPPONENT	W/L	REC	KINGS HI. SCORER/REBOUNDER	OPP. HI. SCORER/REBOUNDER	ATT
1	11/4	107-89	+18	Phoenix	W	1-0	Richmond-20/Polynice,Grant-10	Tisdale-16/Green-12	17,317
2	11/9	108-100	+8	@Seattle	W	2-0	Richmond-28/Williams-7	Kemp-21/Kemp-9	16,352
3	11/10	84-104	-20	Portland	L	2-1	Richmond-23/Grant-9	C. Robinson-25/Dudley-17	17,317
4	11/12	105-97	+8	Atlanta	W	3-1	Richmond-32/Polynice-9	Norman-21/Long-9	17,317
5	11/15	99-105	-6	@Houston	L	3-2	Richmond-31/Polynice-11	Olajuwon-28/Olajuwon-14	14,656
6	11/17	94-96	-2	@Dallas	L	3-3	Richmond-21/Richmond-9	Mashburn-23/Taprtley-9	13,516
7	11/20	96-88	+8	Cleveland	W	4-3	Grant-18/Grant-10	Hill-17/Hill-20	17,317
8	11/23	98-103	-5	New Jersey	L	4-4	Richmond-27/Causwell-11	Gilliam-24/Coleman-12	17,317
9	11/25	108-105*	+3	Denver	W	5-4	Richmond-33/Polynice-13	Pack-24/Mutombo-16	17,317
10	11/27	89-94	-5	Utah	L	5-5	Richmond-25/Polynice-11	Malone-25/Malone,Benoit-14	17,317
11	11/29	94-89	+5	@Miami	W	6-5	Williams-20/Grant-7	Coles-19/Rice,Willis-7	14,301
12	11/30	107-114	-7	@Orlando	L	6-6	Richmond-20/Grant-8	O'Neal-41/Grant-11	16,010
13	12/2	96-99	-3	@Philadelphia	L	6-7	Richmond-30/Polynice-9	Burton-25/Bradley,Williams-7	9,336
14	12/3	94-89	+5	@New Jersey	W	7-7	Richmond-31/Smith-11	Gilliam-22/Williams-14	20,049
15	12/6	108-95	+13	Milwaukee	W	8-7	Polynice-22/Polynice-16	Robinson-31/Conlon-12	17,317
16	12/8	103-91	+12	Seattle	W	9-7	Richmond-26/Richmond-9	Askew-17/Kemp-19	17,317
17	12/10	106-94	+12	Golden State	W	10-7	Richmond-24/Grant-12	Hardaway-23/Rozier-11	17,317
18	12/11	88-93	-5	@Portland	L	10-8	Grant,Richmond-17/Williams-7	Strickland-24/Dudley-9	12,888
19	12/13	112-107	+5	@Golden State	W	11-8	Richmond-29/Smith-8	Hardaway-23/Seikaly-12	15,025
20	12/15	84-94	-10	New York	L	11-9	Richmond-21/Smith-9	Ewing-27/Ewing-18	17,317
21	12/17	98-109	-11	@Phoenix	L	11-10	Williams,Richmond-20/Polynice-7	Barkey-27/Barkley-14	19,023
22	12/20	105-102	+3	Washington	W	12-10	Richmond-28/Polynice-15	Webber,Duckworth-19/Howard-12	17,317
23	12/22	109-89	+20	Minnesota	W	13-10	Williams,Polynice-17/Causwell-9	Rider-27/Foster-8	17,317
24	12/23	89-100	-11	@LA Lakers	L	13-11	Richmond-25/Polynice-18	Jones-27/Divac-10	12,637
25	12/26	103-123	-20	@Seattle	L	13-12	Grant-23/Smith-13	Perkins-26/Kemp-9	15,780
26	12/27	102-101	+1	Portland	W	14-12	Richmond-30/Simmons-10	Strickland-22/Dudley-10	17,317
27	12/30	85-82	+3	Philadelphia	W	15-12	Richmond-21/Polynice,Williams-11	Barros-23/Bradley-16	17,317
28	1/3	100-108	-8	Phoenix	L	15-13	Webb-23/Polynice-14	Barkley-26/Manning-10	17,317
29	1/5	94-88	+6	Detroit	W	16-13	Grant-24/Polynice-15	Dumars-24/Mills-11	17,317
30	1/7	96-95	+1	Miami	W	17-13	Williams,Richmond-27/Grant,Smith-7	Rice-23/Willis,Owens-9	17,317
31	1/10	98-85	+13	@Minnesota	W	18-13	Grant-18/Polynice-15	Laettner-26/Laettner-10	13,017
32	1/11	88-97	-9	@Milwaukee	L	18-14	Richmond-19/Polynice-14	Baker-26/Pinckney-15	13,279
33	1/13	89-79	+10	@Chicago	W	19-14	Polynice-25/Grant-14	Kukoc-19/Blount-8	22,243
34	1/15	97-98	-1	@Boston	L	19-15	Grant-25/Grant,Polynice-12	Wilkins-22/Montross-13	14,890
35	1/17	95-88	+7	Portland	W	20-15	Richmond-29/Grant-16	C. Robinson-22/Dudley-11	17,317
36	1/19	112-103	+9	Golden State	W	21-15	Richmond-26/Smith-11	Hardaway-29/Alexander-17	17,317
37	1/21	92-86	+6	@LA Clippers#	W	22-15	Richmond-21/Polynice-11	Vaught-21/Vaught-13	17,751
38	1/22	87-103	-16	@Portland	L	22-16	Richmond-18/Grant-9	C. Robinson-27/Dudley-10	12,888
39	1/24	110-109**	+1	Dallas	W	23-16	Richmond-32/Polynice-17	Mashburn-35/L. Williams-13	17,317
40	1/25	88-130	-42	@Utah	L	23-17	Richmond-18/Polynice,Grant-7	Malone-25/Malone-10	19,911
41	1/28	87-84	+3	@Dallas	W	24-17	Grant-23/Grant-11	Mashburn-21/Jones-17	17,502
42	1/31	96-97	-1	San Antonio	L	24-18	Richmond-33/Grant-12	Robinson-23/Rodman-19	17,317
43	2/2	88-68	+20	Chicago	W	25-18	Williams-20/Grant-10	Pippen-22/Pippen-11	17,317
44	2/4	96-97	-1	@San Antonio	L	25-19	Abdelnaby-24/Polynice-8	Robinson-34/Rodman-22	18,436
45	2/8	86-97	-11	Houston	L	25-20	Richmond-28/Smith-8	Olajuwon-31/Olajuwon-17	17,317
46	2/14	108-101	+7	Boston	W	26-20	Williams-25/Polynice,Grant-10	Wilkins-23/Radja-18	17,317
47	2/16	98-82	+16	LA Lakers	W	27-20	Williams-18/Polynice-16	Jones-18/Jones-10	17,317
48	2/18	109-92	+17	LA Clippers	W	28-20	Richmond-25/Polynice-11	Piatkowski-20/Outlaw-7	17,317
49	2/20	93-99	-6	@Detroit	L	28-21	Webb-24/Grant-10	Hill-20/West,Miller-10	15,148
50	2/22	89-100	-11	@Charlotte	L	28-22	Williams-28/Polynice-13	Mourning-29/Mourning-17	23,698
51	2/23	90-103	-13	@New York	L	28-23	Williams-20/Polynice-11	Ewing-38/Mason-12	19,763
52	2/25	98-102	-4	@Washington	L	28-24	Richmond-32/Polynice,Grant-9	Webber-25/Muresan-8	18,756
53	2/27	99-118	-19	@Atlanta	L	28-25	Richmond-20/Grant-9	Lang,Long-20/Long-10	10,539
54	3/1	87-98	-11	Minnesota	L	28-26	Richmond-21/Polynice-11	Rooks-28/Rooks-13	17,317
55	3/3	104-109**	-5	@LA Lakers	L	28-27	Grant-29/Polynice-10	Divac-27/Divac-19	12,040
56	3/5	88-80	+8	Charlotte	W	29-27	Williams,Richmond-20/Grant-10	Curry-21/Johnson-12	17,317
57	3/7	95-102*	-7	Utah	L	29-28	Williams-31/Grant-9	Malone-33/Malone-12	17,317
58	3/9	94-109	-15	Indiana	L	29-29	Richmond-21/3 players-6	Miller-30/Smits-12	17,317
59	3/10	93-110	-17	@Utah	L	29-30	Richmond-19/Polynice-10	Malone-22/Chambers-8	19,911
60	3/12	105-93	+12	@LA Clippers	W	30-30	Williams-25/Smith-10	Vaught-20/Vaught-8	8,740
61	3/14	90-91	-1	Dallas	L	30-31	Grant-27/Polynice-18	Mashburn-27/Jones,Willms-12	17,317
62	3/16	101-123	-22	@Denver	L	30-32	Richmond-17/Polynice-8	Abdul-Rauf,Ellis-19/Mutombo-12	17,171
63	3/17	128-110	+18	Golden State	W	31-32	Richmond-27/Polynice-11	Gatling-27/Rozier-13	17,317
64	3/19	116-121	-5	@LA Lakers	L	31-33	Richmond-38/Grant,Smith-10	Van Exel-35/Bowie-11	13,219
65	3/20	91-89	+2	Denver	W	32-33	Richmond-20/Polynice-12	Abdul-Rauf-27/Rose-8	17,317
66	3/22	89-101	-12	@Cleveland	L	32-34	Richmond-19/Grant-11	Price-23/Cage-14	20,562
67	3/24	96-103	-7	@Indiana	L	32-35	Richmond-30/Grant-9	Smits-31/Davis-16	16,482
68	3/26	104-98	+6	@Minnesota	W	33-35	Richmond-23/Polynice-9	Laettner-23/Rooks-10	15,553
69	3/28	117-106	+11	Orlando	W	34-35	Richmond-35/Grant-9	O'Neal-32/O'Neal-12	17,317
70	3/30	96-113	-17	Phoenix	L	34-36	Richmond-32/Grant-8	Barkley-27/Green-10	17,317
71	3/31	95-120	-25	@Seattle	L	34-37	Grant-21/Smith-11	Payton-27/Kemp-12	14,698
72	4/4	109-105	+4	Houston	W	35-37	Williams-30/Smith-11	Drexler-29/Drexler-8	17,317
73	4/6	94-96	-2	San Antonio	L	35-38	Richmond-24/Grant-11	Robinson-29/Cummings-15	17,317
74	4/8	105-112*	-7	LA Clippers	L	35-39	Richmond-44/Polynice-9	Massenburg-26/Riley-10	17,317
75	4/11	117-85	+32	@LA Clippers	W	36-39	Williams-25/Polynice-9	Dehere,Piatkowski-14/Massenburg,Smith-5	8,836
76	4/12	109-99	+10	LA Lakers	W	37-39	Polynice-27/Polynice-16	Divac-24/Divac-15	17,317
77	4/14	88-98	-10	@San Antonio	L	37-40	Richmond-22/Polynice-13	Robinson-32/Robinson-16	25,130
78	4/15	84-98	-14	@Houston	L	37-41	Williams,Richmond-19/Grant-9	Smith-18/Olajuwon-13	16,611
79	4/18	101-111	-10	@Phoenix	L	37-42	Richmond-28/Smith-8	Barkley-28/Barkley-11	19,023
80	4/20	112-98	+14	@Golden State	W	38-42	Richmond-30/Smith-11	Wood-18/Rozier-19	15,025
81	4/21	105-97	+8	Seattle	W	39-42	Williams-27/Polynice-14	Schrempf-26/Kemp-7	17,317
82	4/23	89-102	-13	@Denver	L	39-43	Richmond-32/Polynice,Grant-8	Williams-23/Mutombo-19	17,171

* = OT

1995-96 SACRAMENTO KINGS



Front row — from left to right, Michael Smith, Brian Grant, Walt Williams, Duane Causwell, Olden Polynice, Lionel Simmons, Tyrone Corbin. **Back row — from left to right,** Assistant Coach Eddie Jordan, Assistant Coach Mike Bratz, Head Coach Garry St. Jean, Byron Houston, Sarunas Marciulionis, Tyus Edney, Mitch Richmond, Bobby Hurley, Clint McDaniel, Corliss Williamson, Assistant Trainer Pete Youngman, Trainer Bill Jones.

FINAL STATISTICS

PLAYER	G.	MIN.	FGM	FGA	PCT.	FTM	FTA	PCT.	OFF.	DEF.	TOT.	AST.	PF	DQ	STL.	TO	BLK.	PTS.	AVG.
Mitch Richmond	81	2946	611	1368	.447	425	491	.866	54	215	269	255	233	6	125	220	19	1872	23.1
Walt Williams*	45	1381	235	540	.435	130	172	.756	62	145	207	165	151	0	53	103	42	658	14.6
Brian Grant	78	2398	427	842	.507	262	358	.732	175	370	545	127	269	9	40	185	103	1120	14.4
Billy Owens (Tot)	62	1982	323	673	.480	157	247	.636	143	268	411	204	192	2	49	164	38	808	13.0
Billy Owens (Sac)	22	594	84	200	.420	45	70	.643	49	76	125	70	60	1	19	51	16	218	9.9
Olden Polynice	81	2441	431	818	.527	122	203	.601	257	507	764	58	250	3	52	127	66	985	12.2
Sarunas Marciulionis	53	1039	176	389	.452	155	200	.775	20	57	77	118	112	1	52	96	4	571	10.8
Tyus Edney	80	2481	305	740	.412	197	252	.782	63	138	201	491	203	2	89	192	3	860	10.8
Tyrone Corbin*	49	930	117	259	.452	77	92	.837	55	124	179	61	96	1	47	50	17	312	6.4
Kevin Gamble (Tot)	65	1325	152	379	.401	38	48	.792	21	92	113	100	147	2	35	43	8	386	5.9
Kevin Gamble (Sac)	21	292	35	82	.427	5	10	.500	7	20	27	18	28	0	4	11	3	81	3.9
Corliss Williamson	53	609	125	268	.466	47	84	.560	56	58	114	23	115	2	11	76	9	297	5.6
Michael Smith	65	1384	144	238	.605	68	177	.384	143	246	389	110	166	0	47	72	46	357	5.5
Lionel Simmons	54	810	86	217	.396	55	75	.733	41	104	145	83	85	0	31	51	20	246	4.6
Byron Houston	25	276	32	64	.500	21	26	.808	31	53	84	7	59	2	13	17	7	86	3.4
Duane Causwell	73	1044	90	216	.417	70	96	.729	86	162	248	20	173	2	27	53	78	250	3.4
Bobby Hurley	72	1059	65	230	.283	68	85	.800	12	63	75	216	121	0	28	86	3	220	3.1
Clint McDaniel	12	71	8	23	.348	12	16	.750	3	7	10	7	10	0	5	2	0	30	2.5
Kings	82	19755	2971	6494	.458	1759	2407	.731	1114	2345	3459	1829	2131	29	643	1442	436	8163	99.5
Opponents	82	19755	2987	6461	.462	1950	2596	.751	1056	2312	3368	1805	2006	21	767	1356	505	8385	102.3

3-Pt. FG: Sacramento Kings 462-1194 (.387); Smith 1-1 (1.000); Richmond 225-515 (.437); Owens 5-12 (.417); Marciulionis 64-157 (.408); Simmons 19-51 (.373); Edney 53-144 (.368); Williams 58-170 (.341); McDaniel 2-6 (.333); Houston 1-3 (.333); Polynice 1-3 (.333); Hurley 22-76 (.289); Gamble 6-23 (.261); Grant 4-17 (.235); Corbin 1-12 (.083); Causwell 0-1; Williamson 0-3. Opponents 461-1215 (.379).

* Did not finish season with team

1995-96 PLAYOFFS

First Round (1-3)

April 26	Sacramento	85	@	Seattle	97
April 28	Sacramento	90	@	Seattle	81
April 30	Sacramento	89	vs.	Seattle	96
May 2	Sacramento	87	vs.	Seattle	101

* = OT

TEAM NOTES

- Kings registered a 39-43 regular-season record, marking the franchise's most victories in a season since 1982-83 (45-37). Sacramento finished fifth in the Pacific Division, and missed advancing to the NBA Playoffs by just one game after falling 102-89 at Denver (4/23/95) on the final day of the regular season in a winner-take-all battle for the eighth and final Western Conference Playoff berth.
- Guard Mitch Richmond earned Second-Team All-NBA honors after averaging 22.8 ppg, 4.4 rpg, 3.8 apg, and 1.11 spg. Richmond's 22.8 ppg led all guards in scoring and ranked eighth in the NBA.
- Richmond was named MVP of the 45th Annual All-Star

Game in Phoenix, scoring a game-high 23 points (10-13 FG, 3-3 3pt, 0-0 FT) with four rebounds and two assists in only 22 minutes off the bench to lead the Western Conference to a 139-112 victory over the East. The 10-for-13 (.769) shooting performance is the third best in All-Star history.


- Forward Brian Grant was named to the NBA's First-Team All-Rookie squad, averaging 13.2 ppg (.511 FG%), 7.5 rpg, and 1.45 bpg. Grant earned Schick Rookie of the Month honors for January after averaging 15.8 ppg (.511 FG%), 9.7 rpg, and 2.13 bpg in helping lead the Kings to a 9-6 mark.

1995-96 GAME-BY-GAME

G	DATE	SCORE	+/-	OPPONENT	W/L	REC	KINGS HI. SCORER/REBOUNDER	OPP. HI. SCORER/REBOUNDER	ATT
1	11/3	95-86	+9	Minnesota	W	1-0	Williams-20/Grant-9	Porter-19/Gugliotta-12	17,317
2	11/5	99-82	+17	LA Clippers	W	2-0	Polynice-23/Smith-12	Vaught-20/Vaught-10	17,317
3	11/7	109-106	+3	@Philadelphia	W	3-0	Richmond-23/Smith-10	Stackhouse-34/Maxwell-11	8064
4	11/8	109-90	+19	@Toronto	W	4-0	Richmond-32/Polynice-8	Murray-22/Miller-11	16,793
5	11/10	119-95	+24	@Indiana	W	5-0	Williams-19/Grant,Polynice-6	Miller-19/A. Davis-10	15,947
6	11/11	84-86	-2	@New Jersey	L	5-1	Richmond-17/Grant-14	Edwards-24/Williams-14	11,205
7	11/14	100-106	-6	LA Lakers	L	5-2	Richmond-28/Houston-12	Ceballos-31/Campbell-12	17,317
8	11/16	105-102	+3	@Portland	W	6-2	Richmond-25/Polynice-9	Strickland-23/Dudley-11	21,401
9	11/17	105-96	+9	Phoenix	W	7-2	Grant-24/Grant-13	Barkley-31/Barkley-9	17,317
10	11/19	94-108	-14	Atlanta	L	7-3	Williams,Grant-15/Williams-8	Smith-32/Lang-11	17,317
11	11/22	95-116	-21	@Utah	L	7-4	Grant,Richmond-21/Grant-9	Malone-25/Malone,Keefe-7	19,911
12	11/24	99-98	+1	@LA Lakers	W	8-4	Grant-23/Polynice-14	Ceballos-23/Ceballos-11	16,343
13	11/26	99-92	+7	New Jersey	W	9-4	Marciulionis-25/Polynice-10	Edwards-24/Gilliam,Williams-10	17,317
14	11/28	91-85	+6	Denver	W	10-4	Richmond-22/Polynice-13	Abdul-Rauf-24/Mutombo-17	17,317
15	11/30	105-95	+10	Indiana	W	11-4	Polynice-21/Polynice-13	Miller-21/D. Davis-11	17,317
16	12/2	109-106	+3	Orlando	W	12-4	Grant-27/Polynice-12	Hardaway-22/Koncak-7	17,317
17	12/8	103-120	-17	Seattle	L	12-5	Richmond-26/Polynice-8	Hawkins-34/Kemp,Payton-7	17,317
18	12/10	110-90	+20	Miami	W	13-5	Richmond-15/Simmons-9	Thomas-29/Thomas-15	17,317
19	12/12	93-133	-40	Houston	L	13-6	Edney-17/Polynice-12	Olajuwon-31/Olajuwon-15	17,317
20	12/15	114-110	+4	@Houston	W	14-6	Richmond-47/Polynice-10	Olajuwon-37/3 players-7	16,611
21	12/16	106-122	-16	@San Antonio	L	14-7	Richmond-23/Polynice-11	Elliott-31/Perdue-15	15,675
22	12/18	92-85	+7	Vancouver	W	15-7	Grant-22/Simmons,Causwell-8	Reeves-23/Amaya-7	17,317
23	12/21	96-103	-7	@LA Clippers	L	15-8	Richmond-23/Grant-10	Vaught-22/Vaught-15	6020
24	12/22	83-116	-33	@LA Lakers	L	15-9	Richmond-24/3 players-7	Ceballos-27/Campbell-12	16,189
25	12/26	115-98	+17	San Antonio	W	16-9	Richmond-31/Smith-12	Robinson-25/Robinson-14	17,317
26	12/29	117-97	+20	Philadelphia	W	17-9	Richmond-20/Corbin-9	Stackhouse-22/Weatherston-6	17,317
27	1/4	126-96	+30	Denver	W	18-9	Richmond-41/Polynice-12	Abdul-Rauf-26/McDyess-9	17,317
28	1/6	115-106	+9	Golden State	W	19-9	Williams-27/Polynice-10	Smith-25/Smith-8	17,317
29	1/9	88-104	-16	@Atlanta	L	19-10	Marciulionis,Richmond-19/Polynice-13	Long-20/Augmon-7	9004
30	1/10	104-113	-9	@Boston	L	19-11	Richmond-31/Polynice-6	Radja-25/Radja-10	17,156
31	1/12	88-117	-29	@Washington	L	19-12	Grant-17/Polynice-7	Howard-29/Muresan-16	18,756
32	1/13	119-111	+8	@New York	W	20-12	Richmond-32/Polynice-11	Ewing-29/Ewing-11	19,763
33	1/15	94-103	-9	@Minnesota	L	20-13	Grant-25/Polynice-8	Rider-29/Gugliotta-8	14,102
34	1/18	105-100	+5	Portland	W	21-13	Richmond-38/Polynice-16	McKie-18/McKie-8	17,317
35	1/20	115-110	+5	@Denver	W	22-13	Richmond-22/Polynice-13	Abdul-Rauf-36/McDyess-12	16,820
36	1/21	97-111	-14	@Phoenix	L	22-14	Richmond-21/Polynice-10	Barkley-22/Barkley-13	19,023
37	1/23	109-111	-2	Dallas	L	22-15	Richmond-36/Grant-16	Jackson-30/Meyer,Kidd-10	17,317
38	1/26	118-124	-6	@Golden State	L	22-16	Richmond-36/Polynice-8	Spewell-26/Smith-14	15,025
39	1/30	102-75	+27	Toronto	W	23-16	Williams-29/Polynice,Smith-10	Miller-18/Massenburg-5	17,317
40	2/1	85-105	-20	Chicago	L	23-17	Richmond-30/Polynice-13	Jordan-27/Rodman-21	17,317
41	2/3	94-85	+9	@Detroit	W	24-17	Richmond-34/Polynice-14	Hill-22/Ratliff-13	17,350
42	2/5	92-103	-11	@Miami	L	24-18	Richmond-18/Polynice-7	Mourning-25/Willis-14	14,284
43	2/6	102-112	-10	@Orlando	L	24-19	Richmond-25/Smith-9	Hardaway-24/Grant-8	17,248
44	2/8	105-115	-10	@Charlotte	L	24-20	Richmond-29/Polynice-10	Rice-33/Johnson-11	24,042
45	2/13	90-94	-4	Minnesota	L	24-21	Richmond-32/Williams,Polynice-9	Rider-18/Gugliotta-11	17,317
46	2/14	86-93	+7	@Vancouver	L	24-22	Richmond-30/Smith-8	Anthony-21/Reeves-11	15,391
47	2/16	102-130	-28	Boston	L	24-23	Polynice-20/Polynice,Smith-8	Radja-31/Williams-8	17,317
48	2/19	111-118*	-7	@Houston	L	24-24	Richmond-31/Polynice-15	Olajuwon-40/Olajuwon-13	16,285
49	2/21	91-93	-2	@Dallas	L	24-25	Richmond-19/Grant-15	Jackson-21/Williams-20	14,980
50	2/23	105-112	-7	San Antonio	L	24-26	Polynice,Richmond-20/Polynice-12	Robinson-31/Robinson-14	17,317
51	2/24	91-104	-13	@Seattle	L	24-27	Richmond-22/Polynice-9	Kemp-30/Kemp-18	17,072
52	2/26	78-93	-15	Detroit	L	24-28	Owens-21/Grant-10	Hill-21/Thorpe-13	17,317
53	2/28	90-85	+5	New York	W	25-28	Richmond-22/Owens-18	Ewing-31/Ewing,Mason-13	17,317
54	2/29	110-122	-12	@LA Clippers	L	25-29	Richmond-29/Polynice-12	Vaught-23/Williams-12	8680
55	3/3	99-108	-9	Washington	L	25-30	Richmond-35/Edney-10	Cheaney-25/Howard-10	17,317
56	3/5	97-112	-15	Utah	L	25-31	Richmond-28/Causwell-9	Stockton-30/Malone-15	17,317
57	3/7	89-102	-13	LA Lakers	L	25-32	Polynice-21/Polynice-13	Campbell-29/Campbell-11	17,317
58	3/8	105-117	-12	@Portland	L	25-33	Richmond-30/Polynice-10	Sabonis-23/Sabonis-17	20,485
59	3/10	96-95	+1	@Golden State	W	26-33	Richmond-19/Polynice-10	Willis-21/Smith-11	15,025
60	3/11	92-88	+4	Vancouver	W	27-33	Richmond-29/Polynice-12	Reeves-26/Reeves-12	17,317
61	3/13	104-95	+9	Milwaukee	W	28-33	Richmond-25/Smith-11	Robinson-25/Benjamin-18	17,317
62	3/15	87-113	-26	@Minnesota	L	28-34	Richmond-26/Polynice-8	Mitchell-23/Garnett-9	13,277
63	3/17	84-115	-31	@Cleveland	L	28-35	Richmond-18/Owens-10	Brandon-26/Sura-7	17,821
64	3/19	67-89	-22	@Chicago	L	28-36	Richmond-23/Causwell-14	Jordan-20/Jordan-9	23,312
65	3/20	122-97	+25	@Milwaukee	W	29-36	Grant-30/Polynice-10	Newman-19/Baker-9	13,176
66	3/22	80-78	+2	Portland	W	30-36	Richmond-19/Grant-12	C. Robinson-15/Dudley-13	17,317
67	3/24	110-112	-2	Seattle	L	30-37	Polynice-24/Grant,Polynice-12	Payton-38/Kemp,Payton-11	17,317
68	3/26	98-102	-4	@Phoenix	L	30-38	Richmond-27/Polynice-13	Barkley-29/Barkley-12	19,023
69	3/29	107-101*	+6	Charlotte	W	31-38	Marciulionis-25/Grant-10	Anderson-24/Parish-13	17,317
70	3/31	105-100*	+5	Cleveland	W	32-38	Grant-32/Grant-10	Brandon-20/Cage-11	17,317
71	4/2	104-97	+7	@Dallas	W	33-38	Grant-25/Smith-10	McCloud-26/Williams-12	15,194
72	4/3	96-117	-21	@San Antonio	L	33-39	Polynice-27/Polynice-11	Del Negro-25/Robinson-9	13,910
73	4/5	96-91	+5	Houston	W	34-39	Richmond-28/Grant,Polynice-12	Drexler-23/Brown,Bryant-11	17,317
74	4/7	92-107	-15	Utah	L	34-40	Richmond-27/Grant-9	Malone-35/Keefe-9	17,317
75	4/9	95-86	+9	Dallas	W	35-40	Grant-25/Polynice-10	McCloud-37/Jones-11	17,317
76	4/10	89-108	-19	@Seattle	L	35-41	Simmons-19/Polynice-5	Schrempf-20/Johnson-12	17,072
77	4/12	98-99	-1	@Vancouver	L	35-42	Marciulionis-22/Polynice-9	Reeves-20/Amaya-13	18,619
78	4/14	101-96	+5	LA Clippers	W	36-42	Richmond-30/Polynice-18	Vaught-18/Vaught-10	17,317
79	4/15	90-86	+4	@Denver	W	37-42	Polynice-25/Polynice-17	McDyess-19/L. Ellis-9	15,415
80	4/17	103-102	+1	Phoenix	W	38-42	Richmond-32/Owens-9	Manning-22/Bennett-8	17,317
81	4/20	92-104	-12	@Utah	L	38-43	Polynice-21/Smith-10	Malone-18/Foster-9	19,911
82	4/21	107-100	+7	Golden State	W	39-43	Richmond-20/Smith-13	Armstrong-24/Smith-10	17,317

* = OT

1996-97 SACRAMENTO KINGS



Front row — from

left to right, Vice President, Basketball Operations Geoff Petrie, Michael Smith, Brian Grant, Billy Owens, Olden Polynice, Kevin Salvadori, Lionel Simmons, Corliss Williamson, Managing General Partner Jim Thomas. **Back row — from left to right,** Assistant V.P., Basketball Operations Wayne Cooper, Assistant Coach Mike Bratz, Head Coach Eddie Jordan, Mahmoud Abdul-Rauf, Tyus Edney, Mitch Richmond, Bobby Hurley, Jeff Grayer, Kevin Gamble, Trainer Pete Youngman, Assistant Coach Pete Carril, Director, Player Personnel Jerry Reynolds.

FINAL STATISTICS

PLAYER	G.	MIN.	FGM	FGA	PCT.	FTM	FTA	PCT.	OFF.	DEF.	TOT.	AST.	PF	DQ	STL.	TO	BLK.	PTS.	AVG.
Mitch Richmond	81	3125	717	1578	.454	457	531	.861	59	260	319	338	211	1	118	237	24	2095	25.9
Mahmoud Abdul-Rauf	75	2131	411	924	.445	115	136	.846	16	106	122	189	174	3	56	119	6	1031	13.7
Olden Polynice	82	2893	442	967	.457	141	251	.562	272	500	772	178	298	4	46	166	80	1025	12.5
Corliss Williamson	79	1992	371	745	.498	173	251	.689	139	187	326	124	263	4	60	157	49	915	11.6
Billy Owens	66	1995	299	640	.467	101	145	.697	134	258	392	187	187	4	62	133	25	724	11.0
Brian Grant	24	607	91	207	.440	70	90	.778	49	93	142	28	75	0	19	44	25	252	10.5
Tyus Edney	70	1376	150	391	.384	177	215	.823	34	79	113	226	98	0	60	112	2	485	6.9
Michael Smith	81	2526	202	375	.539	128	258	.496	257	512	769	191	251	3	82	130	60	532	6.6
Kevin Gamble	62	953	123	286	.430	7	10	.700	13	94	107	77	76	0	21	27	17	307	5.0
Jeff Grayer	25	316	38	83	.458	11	20	.550	21	17	38	25	42	0	8	15	7	91	3.6
Lionel Simmons	41	521	45	136	.331	42	48	.875	30	74	104	57	63	0	8	34	13	139	3.4
Bobby Hurley	49	632	46	125	.368	37	53	.698	9	29	38	146	53	0	27	55	3	143	2.9
Devin Gray*	3	25	3	11	.273	2	4	.500	3	6	9	2	3	0	3	0	0	8	2.7
Duane Causwell	46	581	48	94	.511	20	37	.541	57	70	127	20	131	5	15	34	38	118	2.6
Kevin Salvadori	23	154	12	33	.364	13	18	.722	6	19	25	10	17	0	2	12	13	37	1.6
Lloyd Daniels*	5	28	2	16	.125	0	0	-	1	3	4	1	4	0	1	3	0	6	1.2
Kings	82	19855	3000	6611	.454	1494	2067	.723	1100	2307	3407	1799	1946	24	588	1332	362	7908	96.4
Opponents	82	19855	3010	6521	.462	1723	2337	.737	1063	2341	3404	1777	1789	18	716	1257	429	8185	99.8

3-Pt. FG: Sacramento Kings 414-1058 (.391); Causwell 2-3 (.667); Gamble 54-112 (.482); Richmond 204-477 (.428); Abdul-Rauf 94-246 (.382); Grayer 4-11 (.364); Owens 25-72 (.347); Hurley 14-45 (.311); Simmons 7-30 (.233); Edney 8-42 (.190); Daniels 2-11 (.182); Polynice 0-6; Williamson 0-3. Opponents 442-1254 (.352).

* Did not finish season with team* Did not finish season with team

TEAM NOTES

- Kings closed out the 49th season in franchise history and the 12th in the Sacramento-era with a regular-season record of 34-48, finishing sixth in the Pacific Division and ninth overall in the Western Conference. The 34 victories were the fourth most in the Sacramento-era. With a 22-19 mark at ARCO Arena, the Kings posted a winning record at home for the third straight season.
- Guard Mitch Richmond earned Second-Team All-NBA honors after averaging 25.9 ppg, 3.9 rpg, 4.2 apg, and 1.46 spg. Richmond ranked fourth in the NBA in scoring while also ranking 34th in assists, 34th in steals, fifth in three-point percentage, 14th in free throw percentage, and 22nd in minutes.
- Eddie Jordan took over the head coaching reins from Garry St. Jean on 3/20/97. The Kings posted a 6-9 mark under Jordan, including a late playoff run in which the club registered a 5-3 mark in the final eight games of the season. St. Jean compiled a 159-236 (.402) record in five seasons as Kings head coach (1992-93 — 1996-97).
- Kings accepted a \$70 million dollar loan from the City of Sacramento and a revised signage and promotional package from ARCO Products Company to remain in Sacramento on 2/18/97.

1996-97 GAME-BY-GAME

G	DATE	SCORE	+/-	OPPONENT	W/L	REC	KINGS HI. SCORER/REBOUNDER	OPP. HI. SCORER/REBOUNDER	ATT
1	11/1	85-96	-11	@Houston	L	0-1	Abdul-Rauf-17/Smith-10	Drexler-25/Olajuwon-13	16,285
2	11/2	107-94	+13	@Dallas	W	1-1	Richmond-24/Grant-15	Jackson-26/Miller-11	18,042
3	11/5	80-102	-22	Houston	L	1-2	Abul-Rauf-16/Polynice-11	Olajuwon-34/Barkley-12	17,317
4	11/7	87-91	-4	Atlanta	L	1-3	Richmond-29/Polynice-15	Laettner-23/Mutombo-20	17,317
5	11/9	103-102	+1	Portland	W	2-3	Richmond-29/3 players-7	Sabonis-21/Sabonis-13	17,317
6	11/11	94-110	-16	Seattle	L	2-4	Richmond-28/Smith-17	Kem-31/Kemp-9	17,317
7	11/13	74-105	-31	@Utah	L	2-5	Richmond-16/Causwell-8	Malone-22/Ostertag-13	19,283
8	11/15	103-99	+4	Milwaukee	W	3-5	Richmond-30/Polynice-12	Robinson-29/Gilliam-13	17,317
9	11/16	96-108	-12	@Seattle	L	3-6	Richmond-27/Owens-8	Kemp-25/Kemp-12	17,072
10	11/18	84-83	+1	@Vancouver	W	4-6	Owens-17/Polynice-11	Reeves-19/Rogers-9	14,672
11	11/19	90-92*	-2	@Portland	L	4-7	Abdul-Rauf-31/Polynice-12	Robinson-23/Sabonis,Dudley-10	20,245
12	11/22	108-111**	-3	Miami	L	4-8	Richmond-32/Smith-9	Hardaway-22/Mourning-14	17,317
13	11/24	74-103	-29	@Cleveland	L	4-9	Richmond-23/Simmons-9	Brandon-21/Mills-9	13,786
14	11/26	98-87	+11	@Toronto	W	5-9	Abdul-Rauf-18/Owens-8	Stoudamire-27/Jones-16	15,037
15	11/28	83-101	-18	@Indiana	L	5-10	Richmond-18/Owens-7	Miller-19/D. Davis-12	14,732
16	11/30	101-115	-14	@New York	L	5-11	Richmond-25/Polynice-8	Ewing-29/Ewing-14	19,763
17	12/1	66-95	-29	@Detroit	L	5-12	Williamson-15/Smith-9	Hill-23/Hill-14	14,063
18	12/3	96-89	+7	@Minnesota	W	6-12	Richmond-29/Owens-11	Gugliotta-22/Gugliotta-13	11,191
19	12/6	95-101	-6	Phoenix	L	6-13	Richmond-22/Owens-16	Manning-19/Williams-10	17,317
20	12/8	91-84	+7	Orlando	W	7-13	Richmond-22/Smith-13	Armstrong-17/Grant-9	17,317
21	12/10	90-92	-2	LA Lakers	L	7-14	Polynice-18/Polynice-12	O'Neal-27/O'Neal-13	17,317
22	12/12	93-86	+7	Dallas	W	8-14	Richmond-24/Smith-12	Gatling-21/Gatling-9	17,317
23	12/14	94-106	-12	@LA Clippers	L	8-15	Richmond-33/Polynice-10	Dehere-16/Vaught-18	7269
24	12/16	89-97	-8	Washington	L	8-16	Richmond-28/Smith-15	Webber-24/Webber-14	17,317
25	12/18	79-95	-16	@Denver	L	8-17	Richmond-32/Polynice-18	Johnson-18/Johnson-23	7682
26	12/19	112-105	+7	Minnesota	W	9-17	Richmond-31/Polynice-12	Gugliotta-33/Gugliotta-12	17,317
27	12/21	101-99*	+2	Portland	W	10-17	Richmond-37/Smith-13	Wallace-38/Sabonis-11	17,317
28	12/23	100-88	+12	LA Clippers	W	11-17	Richmond-23/Polynice-14	Rogers-20/Vaught-10	17,317
29	12/26	111-88	+23	Vancouver	W	12-17	Richmond,Polynice-18/Smith-12	Abdur-Rahim-20/Abdur-Rhm-9	17,317
30	12/28	126-96	+30	Boston	W	13-17	Richmond-27/Smith-10	Day-24/Walker-9	17,317
31	12/30	88-100	-12	@Phoenix	L	13-18	Richmond-40/Owens-12	Johnson-28/Williams-9	19,023
32	1/2	83-90	-7	LA Lakers	L	13-19	Richmond-32/Polynice-15	O'Neal-25/O'Neal-16	17,317
33	1/3	93-100	-7	@LA Lakers	L	13-20	Richmond-33/Polynice-9	Campbell-22/Campbell-15	17,505
34	1/5	107-106	+1	Philadelphia	W	14-20	Abdul-Rauf-25/Smith-12	Coleman-35/Coleman-16	17,317
35	1/7	96-109	-13	Denver	L	14-21	Richmond-19/Polynice-13	L. Ellis-33/Johnson-16	17,317
36	1/11	109-101	+8	@Vancouver	W	15-21	Richmond-32/Smith-11	Abdur-Rahim-37/Reeves-10	16,092
37	1/12	93-97	-4	Charlotte	L	15-22	Abdul-Rauf-22/Smith-14	Rice-26/Divac-15	17,317
38	1/14	105-98*	+7	Indiana	W	16-22	Richmond-37/Owens-11	A. Davis-30/A. Davis-11	17,317
39	1/16	80-89	-9	@Houston	L	16-23	Richmond-23/Polynice-16	Olajuwon-26/Barkley-10	16,285
40	1/17	76-96	-20	@San Antonio	L	16-24	Williamson-16/Smith,Causwell-12	Elliot-19/Perdue-11	13,938
41	1/22	97-92	+5	Detroit	W	17-24	Richmond-38/Smith-12	Hill-33/Thorpe-13	17,317
42	1/24	107-92	+15	@Philadelphia	W	18-24	Richmond-33/Polynice-14	Stackhouse-29/Weatherspoon-11	13,428
43	1/25	105-113	-8	@Washington	L	18-25	Richmond-38/Smith-11	Webber-27/Howard-13	18,756
44	1/28	91-88	3	@Minnesota	W	19-25	Richmond-28/Smith-14	Gugliotta-25/Gugliotta-8	14,119
45	1/30	93-111	-18	Chicago	L	19-26	Richmond-28/Smith-11	Jordan-32/Longley-11	17,317
46	2/1	113-107	+6	@Denver	W	20-26	Richmond-35/Richmond-13	L. Ellis-27/L. Ellis-7	10,821
47	2/3	85-79	+6	@San Antonio	W	21-26	Richmond-26/Polynice-17	Maxwell-15/Anderson-12	12,764
48	2/4	96-104	-8	@Dallas	L	21-27	Richmond-31/Polynice-8	Cassell-20/McCloud-9	12,338
49	2/6	100-115	-15	@Charlotte	L	21-28	Richmond-37/Smith-11	Mason-22/Divac-10	24,042
50	2/11	98-120	-22	Utah	L	21-29	Richmond-34/Polynice-11	Malone-30/Malone-8	17,317
51	2/13	105-98	+7	LA Clippers	W	22-29	Richmond-41/Polynice-15	Sealy-20/Outlaw,Vaught-8	17,317
52	2/16	105-85	+20	Golden State	W	23-29	Polynice-23/Smith-16	Sprewell-20/Smith-9	17,317
53	2/18	95-84	+11	Minnesota	W	24-29	Richmond-20/Polynice-21	Gugliotta-28/Gugliotta-18	17,317
54	2/20	87-109	-22	New York	L	24-30	Richmond-25/Smith-9	Ewing-24/Oakley-12	17,317
55	2/25	90-97	-7	@New Jersey	L	24-31	Richmond-32/Smith-17	Gill-28/McDaniel-13	13,010
56	2/26	111-105	+6	@Boston	W	25-31	Richmond-38/Polynice-14	Fox-25/Walker-9	15,651
57	2/28	108-126	-18	@Chicago	L	25-32	Abdul-Rauf-26/Polynice-11	Jordan-35/Rodman-11	23,836
58	3/1	103-92	+11	@Milwaukee	W	26-32	Owens-31/Owens-17	Baker-20/Baker-15	16,987
59	3/3	108-95	+13	New Jersey	W	27-32	Abdul-Rauf-22/Smith-12	Cassell-24/Jackson-11	17,317
60	3/5	105-100	+5	Denver	W	28-32	Richmond-34/Owens-13	Stith-21/Johnson-18	17,317
61	3/7	87-104	-17	@Phoenix	L	28-33	Richmond-32/Polynice-14	Johnson-21/Williams-10	19,023
62	3/9	98-102	-4	@Golden State	L	28-34	Abdul-Rauf-24/Polynice-8	Sprewell-20/Smith-8	16,242
63	3/11	85-88	-3	Cleveland	L	28-35	Richmond-29/Smith-15	Mills-21/Hill-13	17,317
64	3/13	96-103	-7	Toronto	L	28-36	Richmond-26/Polynice,Smith-8	Stoudamire-31/Camby,Wilms-6	17,317
65	3/16	88-89	-1	Dallas	L	28-37	Richmond-26/Polynice-13	Strickland-21/Bradley-11	17,317
66	3/18	87-92	-5	@Portland	L	28-38	Richmond-29/Polynice-8	Anderson-22/Sabonis-9	21,029
67	3/19	98-108	-10	@LA Clippers	L	28-39	Richmond-29/Smith-13	Sealy-27/Vaught-12	6227
68	3/21	114-110*	+4	San Antonio	W	29-39	Richmond-28/Polynice,Smith-13	Wilkins-31/Perdue,Feick-7	17,317
69	3/22	99-113	-14	@Seattle	L	29-40	Richmond-25/Smith-11	Hawkins-22/Hawkins-8	17,072
70	3/25	103-114	-11	@Orlando	L	29-41	Richmond-34/Smith-12	Hardaway-30/Seikaly-14	17,248
71	3/26	88-101	-13	@Miami	L	29-42	Richmond-32/Smith-7	Mourning,Hardwy-26/Austin-9	14,973
72	3/29	74-88	-14	@Atlanta	L	29-43	Owens-15/Smith-12	Laettner-24/Mutombo-15	14,942
73	4/2	87-118	-31	@Utah	L	29-44	Richmond-18/Williamson-7	Malone-23/Ostertag-11	19,911
74	4/4	94-108	-14	Houston	L	29-45	Richmond-23/Grant-9	Olajuwon-25/Barkley-12	17,317
75	4/6	113-101	+12	Seattle	W	30-45	Richmond-27/Smith-12	Payton-19/Kemp,Schrempf-8	17,317
76	4/8	109-93	+16	Vancouver	W	31-45	Richmond-26/Smith-10	Reeves-28/Reeves-13	17,317
77	4/10	99-101	-2	Phoenix	L	31-46	Richmond-23/Polynice-12	Tisdale-19/Williams-13	17,317
78	4/11	97-87	+10	Golden State	W	32-46	Richmond-24/Williamson-13	Sprewell-24/Fuller-13	17,317
79	4/14	120-106	+14	San Antonio	W	33-46	Richmond-33/Grant-12	Del Negro-29/Perdue-18	17,317
80	4/17	99-108	-9	@LA Lakers	L	33-47	Richmond-23/Polynice-11	O'Neal-42/O'Neal-12	17,505
81	4/19	122-120*	+2	@Golden State	W	34-47	Abdul-Rauf-28/Smith-11	Marshall-24/Fuller-10	18,388
82	4/20	109-113	-4	Utah	L	34-48	Abdul-Rauf-34/Polynice-9	Malone-18/Malone-6	17,317

* = OT

1997-98 SACRAMENTO KINGS



Front row — from left to right, Corliss Williamson, Lawrence Funderburke, Olden Polynice, Michael Stewart, Otis Thorpe, Mark Hendrickson, Billy Owens. Back row — from left to right, Assistant Coach Ralph Lewis, Head Coach Eddie Jordan, Assistant Coach Pete Carril, Assistant Coach Mike Bratz, Mitch Richmond, Terry Dehere, Mahmoud Abdul-Rauf, Anthony Johnson, Chris Robinson, Tariq Abdul-Wahad, Trainer Pete Youngman, Assistant Trainer Chuck Tache, Equipment Manager Robert Pimental, Strength and Conditioning Coach Al Biancani.

FINAL STATISTICS

PLAYER	G.	MIN.	FGM	FGA	PCT.	FTM	FTA	PCT.	OFF.	DEF.	TOT.	AST.	PF	DQ	STL.	TO	BLK.	PTS.	AVG.
Mitch Richmond	70	2569	543	1220	.445	407	471	.864	50	179	229	279	154	0	88	181	15	1623	23.2
Corliss Williamson	79	2819	561	1134	.495	279	443	.630	162	284	446	230	252	4	76	199	48	1401	17.7
Billy Owens	78	2348	338	728	.464	116	197	.589	170	412	582	219	231	5	93	153	38	818	10.5
Otis Thorpe (TOT)	74	2197	294	624	.471	164	240	.683	151	386	537	222	238	4	48	152	30	752	10.2
Otis Thorpe (SAC)	27	623	89	194	.459	46	70	.657	51	115	166	61	80	1	18	37	7	224	8.3
L. Funderburke	52	1094	191	390	.490	110	162	.679	80	154	234	63	56	0	19	62	15	493	9.5
Olden Polynice	70	1458	249	542	.459	52	115	.452	173	266	439	107	158	0	37	98	45	550	7.9
Anthony Johnson	77	2266	226	609	.371	80	110	.727	51	120	171	329	188	1	64	120	6	574	7.5
M. Abdul-Rauf	31	530	103	273	.377	16	16	1.000	6	31	37	58	31	0	16	19	1	227	7.3
Tariq Abdul-Wahad	59	959	144	357	.403	84	125	.672	44	72	116	51	81	0	35	65	13	376	6.4
Terry Dehere	77	1410	180	451	.399	79	99	.798	21	85	106	196	150	0	52	96	4	489	6.4
Michael Stewart	81	1761	155	323	.480	65	142	.458	197	339	536	61	251	6	29	85	195	375	4.6
C. Robinson (TOT)	35	414	65	174	.374	8	16	.500	9	37	46	39	50	0	19	33	4	162	4.6
C. Robinson (SAC)	19	271	42	111	.378	7	14	.500	9	24	33	29	29	0	12	18	3	108	5.7
Michael Smith*	18	347	26	61	.426	17	30	.567	35	65	100	29	35	0	15	15	9	69	3.8
Bobby Hurley*	34	417	47	115	.409	30	37	.811	7	29	36	80	36	0	13	42	0	128	3.8
Mark Hendrickson	48	737	58	149	.389	47	57	.825	33	110	143	41	60	0	26	31	9	163	3.4
Derek Grimm*	9	34	4	14	.286	2	2	1.000	0	4	4	0	6	0	3	3	1	14	1.6
Kevin Salvadori*	16	87	1	13	.077	3	6	.500	5	15	20	3	12	0	0	5	11	5	0.3
Kings	82	19730	2957	6684	.442	1440	2096	.687	1094	2304	3398	1836	1810	17	596	1271	420	7637	93.1
Opponents	82	19730	3095	6776	.457	1560	2102	.742	1157	2533	3690	1824	1775	12	694	1256	466	8095	98.7

3-Pt. FG: Sacramento Kings 283-806 (.351); Robinson 17-42 (.405); Richmond 130-334 (.389); Dehere 50-132 (.379); Owens 26-70 (.371); Grimm 4-12 (.333); Johnson 42-128 (.328); Hurley 4-15 (.267); Abdul-Wahad 4-19 (.211); Abdul-Rauf 5-31 (.161); Funderburke 1-7 (.143); Williamson 0-9; Hendrickson 0-5; Thorpe 0-5; Polynice 0-1. Opponents 345-968 (.356).

* Did not finish season with team

TEAM NOTES


- Kings closed out the 50th season in franchise history and the 13th in the Sacramento-era with a regular-season record of 27-55, finishing fifth in the Pacific Division and ninth overall in the Western Conference. With a 21-20 mark at ARCO Arena, the Kings posted a winning record at home for the fourth straight season.
- The Maloof family of Albuquerque, New Mexico acquired a minority limited partnership in the team and ARCO Arena on 1/14/98.
- Guard Mitch Richmond earned Third-Team All-NBA honors after averaging 23.2 ppg, 3.3 rpg, 4.0 apg, and 1.26 spg. Richmond ranked fourth in the NBA in scoring while also ranking 35th in assists, 28th in three-point percentage, 10th in free throw percentage, 40th in steals, and 30th in minutes.

1997-98 GAME-BY-GAME

G	DATE	SCORE	+/-	OPPONENT	W/L	REC	KINGS HI. SCORER/REBOUNDER	OPP. HI. SCORER/REBOUNDER	ATT
1	11/1	96-97	-1	@Vancouver	L	0-1	Richmond-24/Smith-12	Abdur-Rahim-19/Thorpe-13	15,460
2	11/2	77-93	-16	Houston	L	0-2	Richmond-21/Smith-13	Olajuwon-18/Barkley-14	17,317
3	11/4	98-101	-3	LA Lakers	L	0-3	Richmond-24/Polynice-12	Jones-35/Blount-7	17,317
4	11/7	85-98	-13	LA Clippers	L	0-4	Richmond-25/Owens-8	Barry-17/Rogers-10	15,858
5	11/9	86-78	+8	New York	W	1-4	Richmond-23/Stewart,Williamson-10	Ewing-21/Oakley-10	15,046
6	11/11	82-101	-19	@Miami	L	1-5	Richmond-17/Owens-7	Austin-24/Brown-18	14,603
7	11/12	115-89	+26	@Orlando	W	2-5	Richmond-25/Polynice-10	Strong-17/Strong-15	16,614
8	11/14	103-104	-1	@Atlanta	L	2-6	Richmond-23/3 players-8	Laettner-18/Laettner-12	21,529
9	11/15	87-114	-27	@New York	L	2-7	Richmond-18/Owens-5	Starks-19/Oakley,Dudley-10	19,763
10	11/18	102-95	+7	Dallas	W	3-7	Williamson-20/Polynice-13	Scott,Green-20/Green-13	12,665
11	11/20	97-95	+2	Utah	W	4-7	Richmond-22/Owens,Willmsn-9	Malone-32/Malone-9	14,648
12	11/23	88-103	-15	Chicago	L	4-8	Richmond-23/Stewart-10	Jordan-33/Rodman-14	17,317
13	11/25	97-93	+4	Denver	W	5-8	Williamson-24/Williamson-10	Newman-19/Garrett-21	12,950
14	11/26	97-99	-2	@LA Clippers	L	5-9	Richmond-31/Owens-18	Rogers-20/Rogers-12	8467
15	11/28	96-113	-17	@Seattle	L	5-10	Richmond-21/Funderburke-10	Baker-21/Baker-10	17,072
16	11/30	73-87	-14	New Jersey	L	5-11	Richmond-16/Owens-16	Gill-26/Williams-13	12,897
17	12/2	102-121	-19	@Charlotte	L	5-12	Richmond-25/Owens-11	Rice-30/Divac-8	21,166
18	12/4	96-118	-22	@Washington	L	5-13	Richmond-26/Stewart-8	Webber-26/Webber-14	18,230
19	12/5	90-101	-11	@Minnesota	L	5-14	Richmond-29/Polynice-11	Marbury-22/Garnett-12	16,151
20	12/7	99-84	+15	Golden State	W	6-14	Richmond,Williamson-24/Polynice-13	Smith-24/Marshall-10	12,226
21	12/9	113-101	+12	Utah	W	7-14	Williamson-27/Polynice-10	Malone-34/Malone-10	13,624
22	12/13	91-95*	-4	@Golden State	L	7-15	Richmond-30/Polynice-14	Smith-25/Marshall-12	10,087
23	12/14	89-93	-4	Atlanta	L	7-16	Williamson-20/Polynice-12	Blaylock-26/Mutombo-13	13,380
24	12/16	94-87	+7	Portland	W	8-16	Williamson-26/Stewart-15	Sabonis-23/Sabonis-8	13,039
25	12/19	98-116	-18	@Houston	L	8-17	Richmond-24/Stewart,Polynice-8	Willis-28/Barkley-16	16,285
26	12/20	89-88	+1	@Dallas	W	9-17	Williamson-27/Williamson-10	Scott-21/Green-10	12,888
27	12/22	89-79	+10	Minnesota	W	10-17	Richmond-27/Stewart-13	Gugliotta-19/Gugliotta-17	14,612
28	12/23	82-93	-11	@Portland	L	10-18	Richmond-30/Polynice-10	Sabonis-19/Sabonis,Grant-12	19,131
29	12/26	95-111	-16	Seattle	L	10-19	Richmond-25/Stewart-11	Baker-25/Baker-16	16,161
30	12/28	92-90	+2	Philadelphia	W	11-19	Richmond-29/Williamson-16	Iverson-17/Coleman-10	14,597
31	12/30	80-93	-13	@LA Lakers	L	11-20	Abdul-Wahad-19/Polynice-13	Campbell-23/Campbell-9	16,283
32	1/2	94-80	+14	Vancouver	W	12-20	Richmond-23/Polynice-12	Abdur-Rahim-30/Reeves-13	13,925
33	1/4	106-90	+16	Charlotte	W	13-20	Richmond-23/Stewart-10	Wesley-17/Mason-11	13,275
34	1/6	105-89	+16	LA Clippers	W	14-20	Williamson-24/Stewart-14	Rogers-18/Vrankovic-11	13,136
35	1/8	103-92	+11	@Dallas	W	15-20	Polynice-26/Polynice-16	Scott-23/Finley-10	9514
36	1/10	67-109	-42	@San Antonio	L	15-21	Williamson-17/Owens-11	Duncan-28/Duncan-16	17,720
37	1/12	96-90	+6	Phoenix	W	16-21	Richmond-35/Stewart-19	Robinson-23/McDyess-16	14,458
38	1/14	108-96	+12	Orlando	W	17-21	Richmond-23/Polynice-12	Seikaly-24/Outlaw-12	14,013
39	1/16	92-117	-25	@Indiana	L	17-22	Richmond-24/Polynice,Stewart-8	Rose-23/D. Davis-7	15,129
40	1/19	85-98	-13	@Philadelphia	L	17-23	Richmond-22/Polynice-11	Iverson-24/Iverson-10	18,092
41	1/21	98-99	-1	@Toronto	L	17-24	Richmond-27/Owens-12	Stoudamire-36/Camby-18	14,212
42	1/22	96-112	-16	@Cleveland	L	17-25	Richmond-31/Stewart-7	Kemp-29/Ilgaskas-13	13,092
43	1/24	97-101	-4	@Milwaukee	L	17-26	Richmond-32/Williamson-8	Robinson-26/Johnson-18	16,904
44	1/26	111-92	+19	Seattle	W	18-26	Richmond-24/Owens,Stewart-9	Baker-20/Schrempf-9	14,295
45	1/30	123-97	+26	Toronto	W	19-26	Richmond-27/Polynice-9	Wallace-18/Camby,Rogers-6	14,170
46	2/1	97-103	-6	San Antonio	L	19-27	Richmond-31/Owens-11	Robinson-33/Robinson-18	17,053
47	2/3	93-115	-22	Indiana	L	19-28	Richmond-24/Owens,Williamson-9	Smits-18/D. Davis-9	15,095
48	2/4	101-99	+2	@Denver	W	20-28	Richmond-32/Owens-13	Ellis-23/Ellis-13	7904
49	2/10	86-88	-2	@Phoenix	L	20-29	Williamson-26/Owens-11	Kidd-21/McDyess-14	19,023
50	2/12	87-84	+3	Denver	W	21-29	Richmond-27/Owens-12	Goldwire-16/Ellis-14	13,616
51	2/13	109-92	+17	@Golden State	W	22-29	Richmond-35/Owens,Smith-9	Marshall-19/Dampier-11	10,594
52	2/15	88-86	+2	Washington	W	23-29	Richmond-29/Owens-12	Murray-29/Davis-11	17,317
53	2/17	102-99	+3	Boston	W	24-29	Richmond-23/Stewart-8	McCarty-20/Walker-17	13,721
54	2/20	77-91	-14	Miami	L	24-30	Richmond-22/Owens-6	Mourning-26/Mourning-15	17,317
55	2/22	95-113	-18	@Minnesota	L	24-31	Richmond-32/Owens-9	Mitchell-17/Garnett-11	17,977
56	2/23	85-111	-26	@Detroit	L	24-32	Dehere,Richmond-14/Polynice-9	Hill-28/Hill-13	16,228
57	2/25	94-111	-17	@Boston	L	24-33	Owens-20/Owens-11	Walker-25/Walker-10	18,624
58	2/26	99-102	-3	@New Jersey	L	24-34	Williamson-30/Thorpe-10	Cassell-25/Williams-16	14,118
59	2/28	94-109	-15	@Chicago	L	24-35	Richmond-34/Thorpe,Hendrickson-6	Pippen-29/Rodman-18	23,914
60	3/2	95-116	-21	San Antonio	L	24-36	Richmond-21/Owens,Thorpe-6	Duncan-29/Duncan-17	14,108
61	3/4	109-89	+20	Detroit	W	25-36	Williamson-40/Funderburke-11	Hill-22/Williams-10	14,772
62	3/6	98-96	+2	@Vancouver	W	26-36	Richmond-32/Owens-15	Abdur-Rahim-30/Abdr-Rhm-10	14,605
63	3/9	88-93	-5	Golden State	L	26-37	Williamson-27/Williamson-11	Dampier-22/Caffey,Marshall,Weatherspoon-13	14,944
64	3/11	95-110	-15	@Utah	L	26-38	Williamson,Richmond-21/Stewart-5	Malone-25/Malone-9	19,911
65	3/12	86-97	-11	@San Antonio	L	26-39	Richmond-22/3 players-7	Robinson-29/Robinson-11	14,679
66	3/14	86-89	-3	@Houston	L	26-40	Richmond-18/Stewart-10	Olajuwon-23/Barkley,Olajuwon-11	16,285
67	3/17	80-107	-27	@Phoenix	L	26-41	Richmond-19/Owens-6	McDyess-19/McDyess-7	19,203
68	3/19	85-90	-5	Cleveland	L	26-42	Williamson-21/Owens-9	Kemp-19/Kemp-14	13,722
69	3/22	93-96	-3	LA Lakers	L	26-43	Williamson-24/Owens-10	O'Neal-33/Horry-14	17,317
70	3/23	83-109	-26	@Seattle	L	26-44	Abdul-Wahad-18/Polynice-7	Payton-24/Schrempf-10	17,072
71	3/25	91-114	-23	@LA Lakers	L	26-45	Williamson-19/Stewart-7	O'Neal-25/O'Neal-14	16,634
72	3/27	73-90	-17	Portland	L	26-46	Williamson-16/Stwrt,Abdl-Wah-6	Rider-24/Grant-14	15,675
73	3/29	96-104	-8	Minnesota	L	26-47	Williamson-35/Stewart,Wilmsn-9	Garnett-32/Garnett-14	16,465
74	4/3	86-87	-1	Milwaukee	L	26-48	Richmond-23/Thorpe-18	Honeycutt-20/Gilliam-9	13,287
75	4/5	105-99	+6	Dallas	W	27-48	Thorpe,Robinson-22/Thorpe-15	Finley-23/Mursepp-14	14,861
76	4/7	97-103	-6	Phoenix	L	27-49	Williamson-27/Stewart-9	Robinson-33/Robinson-10	13,950
77	4/9	103-128	-25	@Denver	L	27-50	Williamson-19/Thorpe-8	Newman-35/Ellis-15	10,959
78	4/10	85-97	-12	Houston	L	27-51	Williamson-20/Stewart-9	Olajuwon-24/Olajuwon-12	15,968
79	4/14	66-92	-26	@Portland	L	27-52	Williamson-12/Stewart-7	Williams-19/Sabonis-9	20,269
80	4/16	86-99	-13	@Utah	L	27-53	Abdul-Wahad,Williamson-14/Owens-10	Malone-21/Malone-8	19,911
81	4/18	77-83	-6	@LA Clippers	L	27-54	Williamson-27/Stewart,Williamson-9	Robinson-20/Austin-15	14,257
82	4/19	108-112*	-4	Vancouver	L	27-55	Abdul-Wahad-31/Polynce,Funderburke-8	Massenburg-34/Massenburg-12	15,329

* = OT

1998-99 SACRAMENTO KINGS



Front row — from

left to right, Oliver Miller, Jerome James, Corliss Williamson, Vlade Divac, Chris Webber, Peja Stojakovic, Lawrence Funderburke, Scot Pollard. **Back row — from left to right,** Head Coach Rick Adelman, Assistant Coach Byron Scott, Assistant Coach John Wetzel, Jon Barry, Michael Hawkins, Jason Williams, Vernon Maxwell, Tariq Abdul-Wahad, Trainer Pete Youngman, Owner Jim Thomas, Assistant Coach Pete Carril.

FINAL STATISTICS

PLAYER	G.	MIN.	FGM	FGA	PCT.	FTM	FTA	PCT.	OFF.	DEF.	TOT.	AST.	PF	DQ	STL.	TO	BLK.	PTS.	AVG.
Chris Webber	42	1719	378	778	.486	79	174	.454	149	396	545	173	145	1	60	148	89	839	20.0
Vlade Divac	50	1761	262	557	.470	179	255	.702	140	361	501	215	166	2	44	131	51	714	14.3
Corliss Williamson	50	1374	269	555	.485	120	188	.638	85	121	206	66	118	1	30	75	8	659	13.2
Jason Williams	50	1805	231	617	.374	79	105	.752	14	139	153	299	91	0	95	143	1	641	12.8
Vernon Maxwell	46	1007	164	421	.390	84	114	.737	13	72	85	76	111	1	30	67	3	492	10.7
T. Abdul-Wahad	49	1205	177	407	.435	94	136	.691	72	114	186	50	121	0	50	70	15	454	9.3
L. Funderburke	47	936	167	299	.559	85	120	.708	101	121	222	30	77	0	22	52	23	420	8.9
Predrag Stojakovic	48	1025	141	373	.378	63	74	.851	43	100	143	72	43	0	41	53	7	402	8.4
Scot Pollard (Tot)	16	259	33	61	.541	16	23	.696	38	44	82	4	41	0	8	5	18	82	5.1
Scot Pollard (Sac)	16	259	33	61	.541	16	23	.696	38	44	82	4	41	0	8	5	18	82	5.1
Jon Barry	43	736	59	138	.428	71	84	.845	25	71	96	112	61	1	53	47	5	213	5.0
Oliver Miller	4	35	5	11	.455	0	0	—	7	1	8	0	3	0	0	4	2	10	2.5
Terry Dehere*	4	20	4	11	.364	0	0	—	2	0	2	1	2	0	2	2	0	9	2.3
Kevin Ollie*	7	68	4	13	.308	4	5	.800	0	6	6	3	8	0	3	3	1	12	1.7
Michael Hawkins	24	203	14	40	.350	3	3	1.000	10	15	25	27	14	0	3	13	1	36	1.5
Jerome James	16	42	9	24	.375	6	12	.500	6	11	17	1	11	0	2	9	6	24	1.5
Peter Aluma*	2	5	1	2	.500	0	0	—	1	1	2	0	4	0	1	2	1	2	1.0
Kings	50	12200	1918	4307	.445	883	1293	.683	706	1573	2279	1129	1016	6	444	842	232	5009	100.2
Opponents	50	12200	2009	4500	.446	793	1113	.712	750	1598	2348	1165	1102	8	490	790	221	5030	100.6

3-Pt. FG: Sacramento Kings 290-943 (.308); Maxwell 80-231 (.346); Stojakovic 57-178 (.320); Williams 100-323 (.310); Barry 24-79 (.304); Abdul-Wahad 6-21 (.286); Hawkins 5-19 (.263); Divac 11-43 (.256); Dehere 1-5 (.200); Funderburke 1-5 (.200); Williamson 1-5 (.200); Webber 4-34 (.118). Opponents 219-652 (.336).

* Did not finish season with team

1998-99 PLAYOFFS

Third Place Tie in Pacific Division First Round (2-3)

May 8	Sacramento	87	@	Utah	117
May 10	Sacramento	101	@	Utah	90
May 12	Sacramento	84	vs.	Utah	81
May 14	Sacramento	89	vs.	Utah	90*
May 16	Sacramento	92	@	Utah	99*

* = OT

TEAM NOTES

- Rick Adelman was named head coach prior to the 1998-99 campaign (9/17/98) after Eddie Jordan was relieved of his head coaching duties on August 18, 1998. Jordan posted a 33-64 record (.340) as head coach of the Kings.
- The Maloof Family announced their controlling interest purchase of the Kings and ARCO Arena on January 15, 1999. The official ownership transaction took effect on July 1, 1999, after the NBA Board of Governors approved the sale on May 7, 1999.

1998-99 GAME-BY-GAME

G	DATE	SCORE	+/-	OPPONENT	W/L	REC	KINGS HI. SCORER/REBOUNDER	OPP. HI. SCORER/REBOUNDER	ATT
1	2/5	83-101	-18	@San Antonio	L	0-1	Williams-21/Webber-12	Duncan-19/Duncan-17	19,002
2	2/7	109-87	+22	Vancouver	W	1-1	Webber-25/Divac-16	Reeves-14/Reeves-9	17,317
3	2/9	112-95	+17	@Phoenix	W	2-1	Webber-28/Webber-20	Gugliotta-26/4 players-8	18,217
4	2/10	82-92	-10	@Houston	L	2-2	Webber-21/Webber-19	Olajuwon-19/Olajuwon-13	16,285
5	2/15	112-120*	-8	@Utah	L	2-3	Webber-26/Webber-11	Malone-26/Malone,Russell-9	19,911
6	2/16	101-98	+3	Boston	W	3-3	Webber,Williamson-22/Webber-15	Mercer-24/Walker-12	16,576
7	2/17	109-106*	+3	@Seattle	W	4-3	Webber-23/Webber,Divac-14	Payton-34/Polynice-15	17,072
8	2/19	106-95	+11	Charlotte	W	5-3	Williams-25/Divac-14	Reid,Wesley-21/Coleman-10	17,317
9	2/21	90-102	-12	@Minnesota	L	5-4	Webber-20/Funderburke-12	Smith-30/Garnett-19	16,848
10	2/22	96-107	-11	@Orlando	L	5-5	Webber-22/Webber-13	Anderson-30/Grant-14	16,542
11	2/24	81-94	-13	@Philadelphia	L	5-6	Webber-21/Webber-11	Iverson-36/Lynch-14	14,437
12	2/25	115-105	+10	@Washington	W	6-6	Divac-22/Divac-17	Howard,Jackson-17/Howard-8	16,813
13	2/27	90-97	-7	@Dallas	L	6-7	Divac-20/Webber-14	Trent-29/Trent-16	15,009
14	3/1	102-105	-3	Seattle	L	6-8	Webber-20/Webber-14	Baker-31/Polynice,Payton-10	16,786
15	3/2	111-101	+10	@Vancouver	W	7-8	Webber-36/Webber-17	Abdur-Rahim-29/Abdur-Rahim-12	13,252
16	3/3	93-97*	-4	Portland	L	7-9	Webber-20/Webber-14	Grant-20/Grant-18	15,160
17	3/6	111-99	+12	@Phoenix	W	8-9	Williams-24/Webber-14	Kidd-21/Kidd-9	19,023
18	3/7	94-89	+5	Dallas	W	9-9	Webber-18/Webber-13	Trent,Finley-18/Trent-14	14,715
19	3/9	98-103	-5	@Portland	L	9-10	Funderburke-18/Divac-16	Rider-21/Grant-11	18,147
20	3/11	92-106	-14	@LA Clippers	L	9-11	Divac-19/Webber-9	Martin-18/Wright-25	7,884
21	3/12	95-101	-6	Minnesota	L	9-12	Williams-17/Webber-10	Garnett-26/Garnett-17	17,317
22	3/14	105-101	+4	LA Lakers	W	10-12	Williams-21/Webber-11	O'Neal-33/O'Neal-11	17,317
23	3/15	111-105	+6	@Golden State	W	11-12	Webber-20/Divac-8	Coles-23/Marshall-14	15,084
24	3/16	109-121	-12	San Antonio	L	11-13	Divac-18/Webber-14	Duncan-29/Duncan-12	14,570
25	3/18	78-88	-10	Portland	L	11-14	Webber-16/Webber-20	Wallace-25/Wallace-13	14,397
26	3/20	90-104	-14	@Dallas	L	11-15	Abdul-Wahad-16/Webber-16	3 players-22/Trent-11	16,161
27	3/22	100-110	-10	@Houston	L	11-16	Webber-29/Webber-11	Olajuwon-32/Barkley-16	16,285
28	3/24	92-91	+1	New York	W	12-16	Maxwell-19/Webber-9	Ewing-23/Ewing-14	17,023
29	3/26	111-109	+2	@LA Lakers	W	13-16	Webber-29/Webber,Divac-10	Bryant-26/Rodman-9	17,505
30	3/28	93-107	-14	Houston	L	13-17	Williams-21/Funderburke-15	Olajuwon-24/Barkley-11	17,317
31	3/30	104-101*	+3	Utah	W	14-17	Maxwell-33/Pollard-11	Malone-20/Russell,Keefe-9	17,317
32	3/31	86-100	-14	@Portland	L	14-18	Divac-20/Divac-12	Stoudamire-21/Grant-9	18,468
33	4/3	96-105	-9	@Minnesota	L	14-19	Divac-19/Webber-10	Garnett-24/Garnett-10	17,011
34	4/6	112-106*	+6	@Seattle	W	15-19	Williams-21/Divac-14	Payton-21/Schrempf,Polynice-10	17,072
35	4/7	89-104	-15	LA Lakers	L	15-20	Williamson-22/Webber-16	O'Neal-30/O'Neal-18	17,317
36	4/10	110-104	+6	Denver	W	16-20	Webber-23/Divac-15	Van Exel-29/Fortson-17	17,317
37	4/11	91-88	+3	@Vancouver	W	17-20	Webber-24/Webber-10	Abdur-Rahim-23/Smith-14	17,167
38	4/13	100-105*	-5	Utah	L	17-21	Williamson-22/Webber-16	Malone-30/Malone-10	17,317
39	4/15	98-99*	-1	Seattle	L	17-22	Webber-26/Webber-21	Schrempf-19/Polynice-16	17,317
40	4/17	119-97	+22	Denver	W	18-22	Williamson-29/Divac-14	McDyess-29/Fortson-16	16,285
41	4/19	102-98	+4	@LA Clippers	W	19-22	Williamson-23/Abdul-Wahad-9	Taylor-24/Olowokandi-10	10,878
42	4/21	103-94	+9	Golden State	W	20-22	Webber-25/Webber-16	Mills-19/Marshall-12	17,087
43	4/23	105-97	+8	Minnesota	W	21-22	Williams-27/Webber-19	Garnett-29/Garnett,Garrett-9	17,317
44	4/24	105-102	+3	Dallas	W	22-22	Divac-28/Divac-9	Trent-32/Trent-14	17,317
45	4/26	89-114	-25	@Golden State	L	22-23	Stojakovic,Funderburke-17/Divac-10	Starks-25/Jamison-11	16,111
46	4/27	104-100*	+4	San Antonio	W	23-23	Divac-27/Divac-15	Duncan-32/Duncan-19	16,776
47	4/29	103-81	+22	LA Clippers	W	24-23	Abdul-Wahad-19/Divac,Pollard-11	Hudson-20/3 players-7	16,938
48	5/2	111-100	+11	Phoenix	W	25-23	Williams-24/Webber-13	Gugliotta-21/Longley,Kidd-9	17,317
49	5/3	112-104	+8	@Denver	W	26-23	Divac-25/Pollard-10	Billups-26/Fortson-18	14,653
50	5/5	99-95	+4	Vancouver	W	27-23	Divac-29/Divac-17	Abdur-Rahim-26/Smith-14	17,317

* = OT

1999-00 SACRAMENTO KINGS



Front row — from

left to right, Bill

Wennington,

Tyrone Corbin,

Corliss Williamson,

Vlade Divac, Chris

Webber, Peja

Stojakovic, Lawrence

Funderburke, Scot

Pollard. **Back row**

— from left to right,

Assistant Coach

Pete Carril, Head

Coach Rick Adelman,

Assistant Coach

Byron Scott, Assistant

Coach John Wetzel,

Nick Anderson,

Ryan Robertson,

Darrick Martin, Jason

Williams, Tony Delk,

Jon Barry, Trainer Pete

Youngman, Owner Joe

Maloof, Owner Gavin

Maloof, Vice President,

Basketball Operations

Geoff Petrie.

FINAL STATISTICS

PLAYER	G.	MIN.	FGM	FGA	PCT.	FTM	FTA	PCT.	OFF.	DEF.	TOT.	AST.	PF	DQ	STL.	TO	BLK.	PTS.	AVG.
Chris Webber	75	2880	748	1548	.483	311	414	.751	189	598	787	345	264	7	120	218	128	1834	24.5
Jason Williams	81	2760	363	973	.373	128	170	.753	22	208	230	589	140	0	117	296	8	999	12.3
Vlade Divac	82	2374	384	764	.503	230	333	.691	174	482	656	244	251	2	103	190	103	1005	12.3
Peja Stojakovic	74	1749	321	717	.448	135	153	.882	74	202	276	106	97	0	52	88	7	877	11.9
Nick Anderson	72	2094	306	782	.391	37	76	.487	83	256	339	123	118	0	94	95	16	781	10.8
Corliss Williamson	76	1707	311	622	.500	163	212	.769	122	168	290	82	192	0	38	110	19	785	10.3
Jon Barry	62	1281	161	346	.465	107	116	.922	38	121	159	150	104	1	75	85	7	495	8.0
Lawrence Funderburke	75	1026	184	352	.523	115	163	.706	98	136	234	33	91	0	32	40	20	483	6.4
Tony Delk	46	682	120	279	.430	47	59	.797	36	52	88	55	58	0	35	32	5	296	6.4
Darrick Martin	71	893	133	350	.380	98	119	.824	7	37	44	122	89	0	28	62	2	402	5.7
Scot Pollard	76	1336	149	283	.527	114	159	.717	168	236	404	43	213	3	55	50	59	412	5.4
Ryan Robertson	1	25	2	6	.333	1	1	1.000	0	0	0	0	0	0	0	0	0	5	5.0
Tyrone Corbin	54	941	88	247	.356	33	39	.846	40	125	165	60	99	2	36	29	5	219	4.1
Bill Wennington	7	57	6	19	.316	2	2	1.000	5	14	19	1	13	0	2	1	2	14	2.0
Kings	82	19805	3276	7288	.450	1521	2016	.754	1056	2635	3691	1953	1729	15	787	1325	381	8607	105.0
Opponents	82	19805	3269	7239	.452	1434	1910	.751	1143	2761	3904	1950	1943	19	753	1437	404	8368	102.0

3-Pt. FG: Sacramento Kings 534-1656 (.322); Barry 66-154 (.429); Stojakovic 100-267 (.375); Anderson 132-397 (.332); Martin 38-124 (.306); Williams 145-505 (.287); Webber 27-95 (.284); Divac 7-26 (.269); Corbin 10-44 (.227); Delk 9-40 (.225); Funderburke 0-2; Robertson 0-2. Opponents 396-1123 (.353).

1999-00 PLAYOFFS

Fifth Place in Pacific Division

First Round (2-3)

April 23	Sacramento	107	@	LA Lakers	117
April 27	Sacramento	89	@	LA Lakers	113
April 30	Sacramento	99	vs.	LA Lakers	91
May 2	Sacramento	101	vs.	LA Lakers	88
May 5	Sacramento	86	@	LA Lakers	113

* = OT

TEAM NOTES

- The Kings closed out the 52nd season in franchise history and the 15th in the Sacramento-era with a regular-season record of 44-38 overall (30-11 home, 14-27 road), finishing fifth in the Pacific Division and securing the eighth seed in the Western Conference Playoffs.
- The team's 44 victories marked the most wins in the Sacramento era and the most since the 1982-83 Kansas City Kings posted a 45-37 record. The 14 road wins were also a Sacramento-era record, the most wins away from home since the 1982-83 Kings won 15 road contests.

1999-00 GAME-BY-GAME

G	DATE	SCORE	+/-	OPPONENT	W/L	REC	KINGS HI. SCORER/REBOUNDER	OPP. HI. SCORER/REBOUNDER	ATT
1	11/5	100-95	+5	Minnesota (J)	W	1-0	Anderson-17/Webber-15	Garnett-34/Garnett-17	32,623
2	11/6	101-114	-13	@Minnesota (J)	L	1-1	Webber-22/Webber-10	Garnett-31/Garnett-12	34,013
3	11/12	105-92	+13	Utah	W	2-1	Webber-20/Webber-9	Malone-20/Ostertag-13	17,317
4	11/14	126-116	+10	Denver	W	3-1	Webber-32/Webber,Divac-12	Van Exel-26/LaFrentz-13	15,491
5	11/16	81-77	+4	Vancouver	W	4-1	Webber-19/Corbin-10	Abdur-Rahim-24/Abdur-Rahim-18	14,169
6	11/18	128-110	+18	@Houston	W	5-1	Williams 23/Pollard-9	Olajuwon-31/Barkley-16	14,898
7	11/19	103-94	+9	@Dallas	W	6-1	Webber-24/Pollard-12	Finley-24/Finley-12	15,507
8	11/21	110-105	+5	Houston	W	7-1	Webber-28/Webber-11	Francis-21/Olajuwon-15	17,317
9	11/23	105-92	+13	New Jersey	W	8-1	Webber-26/Webber-22	Marbury-31/Van Horn-17	17,021
10	11/26	124-95	+29	Golden State	W	9-1	Webber-20/Webber-9	Starks-16/Jamison-11	17,317
11	11/29	88-98	-10	@Miami	L	9-2	Webber-18/Webber-10	Mashburn-22/Mourning-11	14,723
12	11/30	111-102	+9	@Orlando	W	10-2	Webber-22/Webber,Anderson-11	Armstrong-29/Outlaw-9	14,439
13	12/2	100-110	-10	@Atlanta	L	10-3	Webber-26/Divac-11	Rider-32/Mutombo-18	14,537
14	12/4	114-104	+10	@Washington	W	11-3	Webber-25/Webber-11	Richmond-23/Smith-9	19,220
15	12/6	95-109	-14	@New Jersey	L	11-4	Webber-25/Webber-14	Van Horn-27/Feick-16	13,127
16	12/8	103-91	+12	LA Lakers	W	12-4	Webber-20/Webber-12	Bryant,O'Neal-27/O'Neal-9	17,317
17	12/10	97-107	-10	Miami	L	12-5	Webber-26/Webber-10	Mourning-37/Brown,Mourning-11	17,317
18	12/11	96-101	-5	Portland	L	12-6	Webber-36/Webber-12	Pippen,Wallace-24/Wallace,Sabonis-11	17,317
19	12/15	109-106	+3	@Vancouver	W	13-6	Webber-21/Webber-13	Bibby-26/Abdur-Rahim-15	12,490
20	12/16	106-116	-10	@Denver	L	13-7	Webber-26/Divac-7	Van Exel-38/Clark-16	15,576
21	12/18	103-119	-16	@Phoenix	L	13-8	Williams-22/Divac-11	Robinson-33/Kidd-14	19,023
22	12/20	99-111	-12	@Golden State	L	13-9	Williamson-24/Delk-11	Caffey-26/Caffey-14	15,176
23	12/21	108-95	+13	Milwaukee	W	14-9	Williams-28/Divac-12	Cassell-20/Robinson,Williams-6	17,317
24	12/23	91-97	-6	@LA Clippers	L	14-10	Webber-33/Williamson-11	Hudson-16/Taylor-10	14,315
25	12/26	118-111	+7	Dallas	W	15-10	Webber-31/Divac-13	Finley-23/Finley-8	17,317
26	12/28	114-101	+13	Boston	W	16-10	Webber-23/Webber-11	Walker-23/Griffin-10	17,317
27	12/29	113-104	+9	@Seattle	W	17-10	Webber-31/Webber-10	Payton-25/Grant-10	17,072
28	1/4	111-107	+4	@Cleveland	W	18-10	Webber-36/Webber-10	Sura-26/Kemp-11	14,875
29	1/6	89-101	-12	@Toronto	L	18-11	Webber-27/Webber-19	Oakley-20/Oakley-16	19,800
30	1/7	93-101	-8	@Boston	L	18-12	Anderson-24/Webber-11	Pierce-19/3 players-10	18,624
31	1/9	116-113	+3	Indiana	W	19-12	Webber-31/Williamson-9	Croshere-22/Davis-12	17,317
32	1/11	110-93	+17	Houston	W	20-12	Webber-26/Webber-12	Francis-16/Miller-12	17,317
33	1/13	107-103	+4	San Antonio	W	21-12	Webber-34/Webber-19	Duncan-33/Duncan-20	17,317
34	1/15	114-99	+15	@Golden State	W	22-12	Webber-37/Webber-16	Jamison-23/Marshall-10	18,372
35	1/16	113-102	+11	Cleveland	W	23-12	Webber-25/Webber-11	Kemp-20/Bryant,Murray-11	17,317
36	1/18	104-98	+6	LA Clippers	W	24-12	Webber-30/Divac-11	Taylor-22/Olowokandi-15	17,317
37	1/20	111-103	+8	Orlando	W	25-12	Divac,Stojakovic-17/Divac-12	Maggette-18/Outlaw-8	17,317
38	1/22	101-104	-3	Utah	L	25-13	Williams-22/Divac-10	Malone,Russell-24/Malone-9	17,317
39	1/25	110-99	+11	@Charlotte	W	26-13	Webber-30/Divac-12	Coleman-24/Campbell-11	17,370
40	1/26	104-112	-8	@Milwaukee	L	26-14	Anderson-24/Divac-12	Allen-22/Johnson-15	16,931
41	1/28	102-90	+12	@Chicago	W	27-14	Webber-24/Webber-12	Brand-30/Brand-18	22,292
42	1/30	111-120	-9	@New York	L	27-15	Webber-26/Webber,Divac-6	Spewell-32/Ewing-12	19,763
43	1/31	90-105	-15	@Minnesota	L	27-16	Webber-14/Webber-7	Garnett-31/Garnett-12	18,046
44	2/2	113-110	+3	@Detroit	W	28-16	Webber-39/Webber-11	Stackhouse-35/Williams-16	20,259
45	2/4	94-104	-10	@Indiana	L	28-17	Webber-26/Divac-14	Rose-22/Davis-13	18,345
46	2/6	108-119	-11	@Philadelphia	L	28-18	Webber-32/Webber-15	Iverson-50/Hill-14	20,718
47	2/8	119-80	+39	Chicago	W	29-18	Webber-22/Webber,Divac-10	Brand-25/Brand-10	17,317
48	2/10	96-84	+12	Denver	W	30-18	Webber-22/Webber-14	McDyess-21/Clark,LaFrentz-9	17,317
49	2/15	108-117	-9	Phoenix	L	30-19	Webber-27/Webber-9	Rogers-36/Kidd-11	17,317
50	2/17	108-119	-11	@Utah	L	30-20	Webber-22/Pollard-9	Malone-30/Malone-13	19,911
51	2/18	118-85	+33	Seattle	W	31-20	Stojakovic 21/Pollard-14	Barry-21/Baker-8	17,317
52	2/20	103-108*	-5	Portland	L	31-21	Webber-33/Webber-19	Wallace-24/Sabonis-14	17,317
53	2/21	117-123*	-6	@Denver	L	31-22	Stojakovic-30/Webber-15	McDyess-29/McDyess-13	18,527
54	2/23	94-100	-6	Atlanta	L	31-23	Webber-28/Webber-20	Rider-33/Jackson-12	17,317
55	2/26	90-102	-12	@Vancouver	L	31-24	Webber-36/Webber,Divac-10	Abdur-Rahim-22/Abdr-Rahm-11	17,856
56	2/29	112-87	+25	Vancouver	W	32-24	Webber-23/Pollard-10	Harrington-20/Long-10	17,317
57	3/2	99-102	-3	@Houston	L	32-25	Webber-29/Webber-11	Mobley-22/Thomas-9	15,754
58	3/4	108-103*	+5	@San Antonio	W	33-25	Webber-31/Pollard-9	Robinson-23/Duncan-15	35,113
59	3/6	130-109	+21	Dallas	W	34-25	Webber-22/Webber,Divac-10	Ceballos-27/Rodman-8	17,317
60	3/8	105-92	+13	Charlotte	W	35-25	Divac-27/Divac-11	Wesley-21/Campbell-13	17,317
61	3/10	103-88	+15	Toronto	W	36-25	Webber-25/Webber-12	Carter-25/Davis-15	17,317
62	3/12	106-109	-3	@LA Lakers	L	36-26	Webber-24/Divac-13	Bryant-40/O'Neal-20	18,997
63	3/14	91-96	-5	@Portland	L	36-27	Stojakovic-22/Webber-11	Sabonis-20/Sabonis-16	20,499
64	3/15	98-78	+20	LA Clippers	W	37-27	Webber-25/Divac-15	Odom-21/Olowokandi-14	17,317
65	3/18	104-83	+21	@LA Clippers	W	38-27	Divac,Stojakovic-20/Webber-9	Anderson-25/Piatkowski-13	18,964
66	3/21	98-86	+12	Washington	W	39-27	Divac-24/Divac-12	Richmond-26/White-10	17,317
67	3/22	93-114	-21	@Phoenix	L	39-28	Webber-16/Webber-6	Robinson-26/Marion-9	19,023
68	3/24	113-103	+10	Detroit	W	40-28	Webber-29/Webber-14	Hill-35/Hill-9	17,317
69	3/26	89-90	-1	LA Lakers	L	40-29	Webber-28/Webber-15	O'Neal-34/Bryant-14	17,317
70	3/28	103-95	+8	New York	W	41-29	Webber-21/Webber-10	Houston-33/Thomas-10	17,317
71	3/31	108-123	-15	@Seattle	L	41-30	Stojakovic-23/Webber-12	Payton-35/Baker-14	16,274
72	4/2	117-95	+22	Philadelphia	W	42-30	Webber-26/Divac-11	Iverson-23/Hill-8	17,317
73	4/4	102-105	-3	@Dallas	L	42-31	Williamson-20/Divac,Pollard-10	Finley-38/Bradley-7	14,029
74	4/5	108-98	+10	@San Antonio	W	43-31	Williamson-28/Williamson-11	Duncan-28/Robinson-8	24,333
75	4/7	92-95	-3	Minnesota	L	43-32	Divac-20/Divac-12	Brandon-30/Garnett-14	17,317
76	4/9	97-102	-5	Phoenix	L	43-33	Williams-24/Webber-13	Hardaway-25/Hardaway-12	17,317
77	4/11	92-98*	-6	San Antonio	L	43-34	Divac,Williamson-17/Webber-12	Robinson-26/Robinson-14	17,317
78	4/13	130-107	+23	Golden State	W	44-34	Webber-24/Divac-13	Hughes-35/Hughes-12	17,317
79	4/14	114-121	-7	@LA Lakers	L	44-35	Webber-36/Webber-10	O'Neal-41/O'Neal-16	18,997
80	4/16	95-102	-7	@Portland	L	44-36	Webber-21/Divac-14	Wallace-18/Wallace-9	20,584
81	4/18	112-119*	-7	Seattle	L	44-37	Webber,Williamson-23/Pollard-11	Payton-33/Lewis-13	17,317
82	4/19	86-95	-9	@Utah	L	44-38	Martin-16/Divac,Wennington-10	Hornacek,Malone-18/3 with-8	19,911

* = OT

2000-01 SACRAMENTO KINGS



Front row — from left to right, Art Long, Hedo Turkoglu, Jabari Smith, Vlade Divac, Chris Webber, Peja Stojakovic, Lawrence Funderburke, Scot Pollard. Back row — from left to right, Head Coach Rick Adelman, Assistant Coach Pete Carril, Assistant Coach Elston Turner, Assistant Coach John Wetzels, Nick Anderson, Bobby Jackson, Darrick Martin, Jason Williams, Jon Barry, Doug Christie, Trainer Pete Youngman, Owner Joe Maloof, Owner Gavin Maloof.

FINAL STATISTICS

PLAYER	G.	MIN.	FGM	FGA	PCT.	FTM	FTA	PCT.	OFF.	DEF.	TOT.	AST.	PF	DQ	STL.	TO	BLK.	PTS.	AVG.
Chris Webber	70	2836	786	1635	.481	324	461	.703	179	598	777	294	226	1	93	195	118	1898	27.1
Peja Stojakovic	75	2905	559	1189	.470	267	312	.856	93	341	434	164	144	0	91	146	13	1529	20.4
Doug Christie	81	2939	311	788	.395	280	312	.897	95	260	355	289	224	2	183	154	45	996	12.3
Vlade Divac	81	2420	364	755	.482	242	350	.691	207	466	673	231	242	5	87	192	93	974	12.0
Jason Williams	77	2290	281	690	.407	60	76	.789	19	166	185	416	114	0	94	160	9	720	9.4
Bobby Jackson	79	1648	231	526	.439	65	88	.739	74	172	246	161	139	0	87	103	7	566	7.2
Scot Pollard	77	1658	185	395	.468	128	171	.749	173	292	465	47	206	4	48	66	97	498	6.5
Hedo Turkoglu	74	1245	138	335	.412	87	112	.777	49	161	210	69	139	1	52	55	24	391	5.3
Jon Barry	62	1010	103	255	.404	64	73	.877	16	78	94	130	66	0	28	53	6	316	5.1
Lawrence Funderburke	59	698	120	242	.496	48	77	.623	74	122	196	17	44	0	9	32	13	288	4.9
Darrick Martin	31	176	29	76	.382	31	35	.886	2	14	16	14	27	0	7	10	0	103	3.3
Jabari Smith	9	66	11	22	.500	4	6	.667	1	7	8	6	7	0	4	3	0	26	2.9
Nick Anderson	21	169	14	57	.246	0	0	-----	3	22	25	13	13	0	10	7	4	38	1.8
Art Long	9	20	0	4	.000	0	2	.000	2	6	8	1	5	0	0	2	3	0	0.0
Kings	82	20080	3132	6969	.449	1600	2075	.771	987	2705	3692	1852	1596	13	793	1221	432	8343	101.7
Opponents	82	20080	3087	7139	.432	1291	1724	.749	1121	2643	3764	1816	1766	14	666	1334	476	7866	95.9

3-Pt. FG: Sacramento Kings 479-1353 (.354); Martin 14-27 (.519); Stojakovic 144-360 (.400); Christie 94-250 (.376); Jackson 39-104 (.375); Barry 46-132 (.348); Turkoglu 28-86 (.326); Williams 98-311 (.315); Divac 4-14 (.286); Anderson 10-39 (.256); Webber 2-28 (.071); Pollard 0-2. Opponents 401-1131 (.355).

2000-01 PLAYOFFS

Second Place in Pacific Division First Round (3-1)

April 22	Sacramento	83	vs.	Phoenix	86
April 25	Sacramento	116	vs.	Phoenix	90
April 29	Sacramento	104	@	Phoenix	96
May 2	Sacramento	89	@	Phoenix	82

Semifinals (0-4)

May 6	Sacramento	105	@	LA Lakers	108
May 8	Sacramento	90	@	LA Lakers	96
May 11	Sacramento	81	vs.	LA Lakers	103
May 13	Sacramento	113	vs.	LA Lakers	119

* = OT

TEAM NOTES


- Kings posted the fourth-best record in the NBA at 55-27, matching the franchise record for most wins in a season.
- Rick Adelman served as head coach of the Western Conference All-Star Team.
- Chris Webber earned First-Team All-NBA honors.

2000-01 GAME-BY-GAME

G	DATE	SCORE	+/-	OPPONENT	W/L	REC	KINGS HI. SCORER/REBOUNDER	OPP. HI. SCORER/REBOUNDER	ATT
1	10/31	100-81	+19	@Chicago	W	1-0	Stojakovic, Webber-23/Stojakovic-8	Mercer-19/Brand, Ruffin-6	21,814
2	11/1	100-102**	-2	@Cleveland	L	1-1	Webber-27/Webber-8	Murray-18/Weatherspoon-11	17,695
3	11/3	100-93	+7	@Detroit	W	2-1	Webber-31/Pollard-14	Stackhouse-22/Wallace-10	22,076
4	11/4	91-99	-8	@Minnesota	L	2-2	Stojakovic-22/Divac-12	Garnett-28/Garnett-12	19,006
5	11/6	79-75	+4	Portland	W	3-2	Webber-29/Divac-11	Wallace-24/Davis-11	17,317
6	11/8	115-84	+31	Golden State	W	4-2	Stojakovic, Webber-27/Webber-9	Fortson-17/Fortson-14	17,317
7	11/10	114-107*	+7	@Golden State	W	5-2	Webber-35/Webber-16	Jamison-37/Fortson-17	17,467
8	11/12	109-84	+25	Dallas	W	6-2	Stojakovic-28/Webber-13	Nowitzki-16/Vaught-8	17,317
9	11/14	96-82	+14	Orlando	W	7-2	Stojakovic-27/Divac, Stojakovic-11	Armstrong-22/Outlaw, Amstg-8	17,317
10	11/16	110-112*	-2	LA Lakers	L	7-3	Christie-32/Stojakovic-17	O'Neal-33/O'Neal-16	17,317
11	11/22	100-71	+29	Chicago	W	8-3	Webber-29/Webber-13	Brand-16/Brand-10	17,317
12	11/25	125-101	+24	Seattle	W	9-3	Stojakovic-29/Webber-14	Payton-26/Ewing-8	17,317
13	11/28	88-81	+7	@Houston	W	10-3	Webber-21/Webber-11	Mobley-21/Mobley-8	11,813
14	11/29	79-82	-3	@San Antonio	L	10-4	Webber-25/Webber-17	Duncan-22/Duncan-13	17,341
15	12/1	105-98	+7	Phoenix	W	11-4	Webber-28/Webber-14	Delk-21/Marion-10	17,317
16	12/5	81-75	+6	San Antonio	W	12-4	Webber-30/Stojakovic, Webber-10	Duncan-23/Duncan-23	17,317
17	12/8	111-98	+13	Houston	W	13-4	Webber-37/Webber-18	Francis-20/Olajuwon-9	17,317
18	12/10	101-97	+4	Miami	W	14-4	Webber-19/Webber-10	Hardaway-25/Grant-16	17,317
19	12/12	99-107	-8	@Atlanta	L	14-5	Webber-22/Webber-13	Terry-38/Mutombo-17	18,113
20	12/13	90-101	-11	@Charlotte	L	14-6	Webber-25/Divac-8	Mashburn-33/Brown-12	12,806
21	12/15	104-81	+23	@Boston	W	15-6	Webber-30/Webber-13	Walker-15/Potapenko-12	15,486
22	12/17	95-79	+16	@New Jersey	W	16-6	Webber-33/Webber-12	Marbury-17/Williams-8	13,011
23	12/19	106-72	+34	Washington	W	17-6	Webber-19/Webber-11	Strickland-13/Smith-13	17,317
24	12/20	85-89	-4	@Seattle	L	17-7	Webber-20/Webber-13	Payton-19/Patterson-15	17,072
25	12/22	95-91	+4	@Vancouver	W	18-7	Webber-33/Webber-12	Harrington-24/Harrington-20	14,656
26	12/23	97-92	+5	Seattle	W	19-7	Webber-23/Webber-11	Baker-20/Lewis-14	17,317
27	12/28	91-87	-4	Charlotte	W	20-7	Webber-24/Webber-10	Wesley-24/Mashburn, Brown-13	17,317
28	12/30	104-107*	-3	Philadelphia	L	20-8	Stojakovic-33/Webber-10	Iverson-46/Hill-13	17,317
29	1/2	121-117*	+4	Phoenix	W	21-8	Divac-34/Divac-12	Delk-53/Marion-12	17,317
30	1/5	91-93*	-2	Indiana	L	21-9	Webber-51/Webber-26	O'Neal-20/O'Neal-16	17,317
31	1/8	100-97	+3	Minnesota	W	22-9	Stojakovic-24/Divac, Stojakovic, Webber-9	Garnett-26/Szczerbiak-9	17,317
32	1/10	108-103	+5	Cleveland	W	23-9	Webber-30/Webber-14	Gatling-38/Weatherspoon-11	17,317
33	1/12	93-106	-13	@Denver	L	23-10	Webber-24/Webber-14	Van Exel-25/Posey-19	17,512
34	1/13	84-81	+3	@Houston	W	24-10	Webber-31/Webber-14	Francis-21/Mobley-11	14,552
35	1/15	116-105	+11	@Dallas	W	25-10	Webber-34/Webber-12	Nowitzki-28/Nowitzki-11	18,187
36	1/17	111-106	+5	Boston	W	26-10	Webber-30/Divac-11	Walker-47/Pierce-6	17,317
37	1/20	111-101	+10	@Portland	W	27-10	Webber-34/Webber-10	Wallace-25/Sabonis-8	20,580
38	1/21	107-109	-2	@Seattle	L	27-11	Stojakovic-30/Webber-18	Payton-30/Patterson-11	17,072
39	1/23	130-104	+26	New Jersey	W	28-11	Webber-25/Divac-10	Van Horn-20/Van Horn-9	17,317
40	1/25	91-97	-6	San Antonio	L	28-12	Stojakovic, Webber-23/Webber-11	Duncan-36/Duncan-21	17,317
41	1/27	101-89	+12	@LA Clippers	W	29-12	Webber-33/Divac, Webber-11	McInnis, Miles-16/Parks-13	19,341
42	1/30	105-79	+26	Golden State	W	30-12	Webber-28/Pollard, Webber-12	Jamison-18/Blount-15	17,317
43	2/2	105-95	+10	Vancouver	W	31-12	Webber-41/Webber-15	Abdur-Rahim-27/Abdur-Rahim-9	17,317
44	2/4	94-100	-6	@LA Lakers	L	31-13	Webber-25/Christie-11	Bryant-26/Bryant-11	18,997
45	2/6	109-112	-3	@Milwaukee	L	31-14	Webber-39/Webber-11	Cassell-29/Johnson-9	17,329
46	2/7	88-117	-29	@Minnesota	L	31-15	Webber-22/Anderson, Turkoglu, Webber-5	Garnett-40/Garnett-7	18,274
47	2/13	97-94*	+3	@Utah	W	32-15	Webber-34/Pollard, Stojakovic, Webber-8	Malone-28/Marshall-15	19,485
48	2/15	81-105	-24	@Portland	L	32-16	Divac-19/Divac-8	Stoudamire-20/Davis-9	20,471
49	2/16	117-84	+33	Denver	W	33-16	Stojakovic-29/Pollard-11	Lenard-23/McDyess-13	17,317
50	2/18	90-94	-4	Utah	L	33-17	Stojakovic-27/Christie-9	Marshall-31/Marshall-14	17,317
51	2/20	94-80	+14	Atlanta	W	34-17	Williams-22/Divac-19	Terry-16/Mutombo-15	17,317
52	2/22	115-110	+5	@Washington	W	35-17	Christie-32/Pollard-14	Hamilton-29/White-14	19,911
53	2/23	119-118***	+1	@Toronto	W	36-17	Stojakovic-39/Pollard-17	Carter-38/Davis, Oakley-12	19,800
54	2/25	86-88	-2	@New York	L	36-18	Stojakovic-26/Pollard-13	Houston-21/Camby-17	19,763
55	2/27	106-93*	+13	LA Clippers	W	37-18	Stojakovic-25/Divac-12	McInnis-33/Olowokandi-9	17,317
56	2/28	122-101	+21	@Golden State	W	38-18	Stojakovic-24/Funderburke-12	Jamison-36/Jamison-12	19,107
57	3/2	81-88	-7	@LA Clippers	L	38-19	Stojakovic-31/Pollard-18	Maggette-23/Parks-12	19,415
58	3/6	98-91	+7	Toronto	W	39-19	Christie, Williams, Webber-19/Divac-17	Carter, Davis-25/Carter, Davis-9	17,317
59	3/7	100-89	+11	@Phoenix	W	40-19	Webber-41/Webber-14	Marion-23/Marion-8	19,023
60	3/9	110-104	+6	Denver	W	41-19	Webber-41/Webber-12	Lenard-24/LaFrentz-14	17,317
61	3/11	105-90	+15	Utah	W	42-19	Stojakovic-31/Divac, Stojakovic, Webber-6	Starks-21/Russell-8	17,317
62	3/13	114-108*	+6	@Orlando	W	43-19	Webber-33/Webber-15	McGrady-25/McGrady, Reid-10	16,157
63	3/14	104-114	-10	@Miami	L	43-20	Webber-26/Webber-17	Mason-25/Mason-13	19,600
64	3/16	100-79	+21	@Philadelphia	W	44-20	Webber-26/Webber-11	Iverson-28/Lynch-8	20,866
65	3/18	95-101	-6	@Indiana	L	44-21	Stojakovic-27/Webber-15	Miller-24/Harrington-16	18,345
66	3/20	125-109	+16	Houston	W	45-21	Stojakovic-29/Webber-10	Mobley-30/Thomas-8	17,317
67	3/22	103-98	+5	Detroit	W	46-21	Webber-29/Webber-15	Stackhouse-31/Wallace-19	17,317
68	3/25	72-84	-12	LA Lakers	L	46-22	Christie, Webber-15/Divac-14	O'Neal-23/O'Neal-15	17,317
69	3/27	124-117*	+7	New York	W	47-22	Webber-39/Webber-15	Thomas-33/Camby-14	17,317
70	3/28	108-84	+24	@LA Lakers	W	48-22	Webber-25/Webber-12	O'Neal-33/O'Neal-11	18,997
71	3/30	110-90	+12	Minnesota	W	49-22	Webber-22/Pollard-13	Brandon-20/Lopez-9	17,317
72	4/1	107-119	-12	Dallas	L	49-23	Webber-27/Christie, Webber-10	Howard-32/Howard-12	17,317
73	4/3	101-107	-6	Milwaukee	L	49-24	Webber-28/Christie, Webber-11	Cassell-33/Johnson-14	17,317
74	4/5	92-86	+6	@Utah	W	50-24	Webber-26/Divac-12	Malone-21/Malone-9	19,911
75	4/6	118-90	+28	@Vancouver	W	51-24	Webber-36/Divac-12	Jones-17/Massenburg-13	14,863
76	4/8	98-89	+9	Portland	W	52-24	Stojakovic, Webber-20/Divac-17	Pippen-21/Wallace-11	17,317
77	4/10	116-109*	+7	LA Clippers	W	53-24	Webber-31/Webber-11	Odum-20/Odom-10	17,317
78	4/12	107-105*	+2	@San Antonio	W	54-24	Webber-26/Divac, Webber-13	Duncan-42/Duncan, Robinsn-11	34,357
79	4/13	97-101	-4	@Dallas	L	54-25	Webber-24/Webber-13	Finley-31/Bradley-15	18,187
80	4/15	86-88	-2	@Phoenix	L	54-26	Webber-22/Stojakovic-12	Kidd-20/Marion-19	19,023
81	4/16	110-100	+10	Vancouver	W	55-26	Stojakovic-31/Divac-16	Jones-25/Long-8	17,317
82	4/18	100-110	-10	@Denver	L	55-27	Pollard 18/Pollard 14	LaFrentz-32/LaFrentz-20	18,495

* = OT

2001-02 SACRAMENTO KINGS



Front row — from left to right, Chucky Brown,

		FINAL STATISTICS																			
	PLAYER	G.	MIN.	FGM	FGA	PCT.	FTM	FTA	PCT.	OFF.	DEF.	TOT.	AST.	PF	DQ	STL.	TO	BLK.	PTS.	AVG.	
to right, Chucky Brown,	Chris Webber	54	2071	532	1075	.495	253	338	.749	150	396	546	258	181	1	90	158	76	1322	24.5	
Hedo Turkoglu, Gerald	Peja Stojakovic	71	2649	547	1130	.484	283	323	.876	72	301	373	175	120	0	81	140	14	1506	21.2	
Wallace, Vlade Divac,	Mike Bibby	80	2659	446	985	.453	155	193	.803	37	185	222	403	133	0	87	134	15	1098	13.7	
Chris Webber, Peja	Doug Christie	81	2798	338	735	.460	206	242	.851	74	300	374	340	209	3	160	164	25	972	12.0	
Stojakovic, Lawrence	Vlade Divac	80	2420	338	716	.472	209	340	.615	205	466	671	297	229	1	79	158	94	888	11.1	
Funderburke, Scot	Bobby Jackson	81	1750	334	754	.443	149	184	.810	82	169	251	164	145	1	73	93	11	896	11.1	
Pollard. Back row	Hedo Turkoglu	80	1970	290	687	.422	167	230	.726	63	300	363	163	184	0	57	81	31	810	10.1	
— from left to right,	Scot Pollard	80	1881	197	358	.550	115	166	.693	188	377	565	53	202	1	70	68	76	509	6.4	
Head Coach Rick	Lawrence Funderburke	56	722	115	245	.469	34	56	.607	76	122	198	32	65	0	11	33	18	264	4.7	
Adelman, Assistant	Gerald Wallace	54	430	75	175	.429	23	46	.500	49	40	89	27	46	0	19	22	6	173	3.2	
Coach Pete Carril,	Mateen Cleaves	32	153	30	68	.441	8	9	.889	1	7	8	25	9	0	7	27	0	70	2.2	
Assistant Coach Elston	Brent Price	20	89	9	27	.333	9	13	.692	4	4	8	9	13	0	3	10	1	31	1.6	
Turner, Assistant	Chucky Brown	18	92	10	27	.370	1	2	.500	10	23	33	6	12	0	2	5	4	21	1.2	
Coach John Wetzell,	Kings	82	19755	3267	7003	.467	1618	2154	.751	1013	2702	3715	1958	1560	7	741	1128	375	8578	104.6	
Mateen Cleaves, Bobby	Opponents	82	19755	3128	7108	.440	1312	1764	.744	1065	2617	3682	1839	1827	18	633	1246	387	7954	97.0	
Jackson, Mike Bibby,																					
Brent Price, Doug																					
Christie, Trainer Pete	3-Pt. FG: Sacramento Kings 426-1160 [.367]; Stojakovic 129-310 [.416]; Bibby 51-138 [.370]; Turkoglu 63-171 [.368];																				
Youngman, Owner	Jackson 79-219 [.361]; Christie 90-256 [.352]; Price 4-15 [.267]; Webber 5-19 [.263]; Cleaves 2-8 [.250]; Divac 3-13 [.231];																				
Gavin Maloof, Owner	Funderburke 0-3; Wallace 0-7. Opponents 386-1145 [.337].																				
Joe Maloof, President,																					
Basketball Operations																					
Geoff Petrie.																					

3-Pt. FG: Sacramento Kings 426-1160 (.367); Stojakovic 129-310 (.416); Bibby 51-138 (.370); Turkoglu 63-171 (.368); Jackson 79-219 (.361); Christie 90-256 (.352); Price 4-15 (.267); Webber 5-19 (.263); Cleaves 2-8 (.250); Divac 3-13 (.231); Funderburke 0-3; Wallace 0-7. Opponents 386-1145 (.337).

* = OT

2001-02 PLAYOFFS

First Place in Pacific Division

First Round (3-1)

April 20	Sacramento	89	vs.	Utah	86
April 23	Sacramento	86	vs.	Utah	93
April 27	Sacramento	90	@	Utah	87
April 29	Sacramento	91	@	Utah	86

Semifinals (4-1)

May 4	Sacramento	108	vs.	Dallas	91
May 6	Sacramento	102	vs.	Dallas	110
May 9	Sacramento	125	@	Dallas	119
May 11	Sacramento	115	@	Dallas	113*
May 13	Sacramento	114	vs.	Dallas	101

Conf. Finals (3-4)

May 18	Sacramento	99	vs.	LA Lakers	106
May 20	Sacramento	96	vs.	LA Lakers	90
May 24	Sacramento	103	@	LA Lakers	90
May 26	Sacramento	99	@	LA Lakers	100
May 28	Sacramento	92	vs.	LA Lakers	91
May 31	Sacramento	102	@	LA Lakers	106
June 2	Sacramento	106	vs.	LA Lakers	112*

TEAM NOTES

- Kings claimed their first-ever Pacific Division title with an NBA-best 61-21 record. Set new franchise records for most wins (61), home victories (36) and road wins (25) in a season.

2001-02 GAME-BY-GAME

G	DATE	SCORE	+/-	OPPONENT	W/L	REC	KINGS HI. SCORER/REBOUNDER	OPP. HI. SCORER/REBOUNDER	ATT
1	10/30	101-95	+6	Seattle	W	1-0	Divac-27/Pollard,Stojakovic,Funderburke-9	Baker-20/Barry-9	17,317
2	11/3	106-94	+12	@Denver	W	2-0	Stojakovic-24/Pollard,Funderburke,Turkoglu-7	Van Exel-32/Van Exel-9	15,138
3	11/4	103-83	+20	San Antonio	W	3-0	Divac-25/Divac-11	Duncan-17/Duncan-13	17,317
4	11/6	115-99	+16	@Cleveland	W	4-0	Stojakovic-32/Divac,Stojakovic-10	Murray-22/Doleac-11	14,584
5	11/7	104-116	-12	@Indiana	L	4-1	Stojakovic-36/Divac-10	Harrington-22/O'Neal-9	15,309
6	11/9	105-115	-10	@Orlando	L	4-2	Stojakovic-31/Divac-15	McGrady-44/McGrady-13	17,248
7	11/10	90-75	+15	@Miami	W	5-2	Stojakovic-22/Divac-10	Gatling,Jones-12/Mourning-8	17,853
8	11/13	95-86	+9	Toronto	W	6-2	Bibby 20/Pollard-12	Carter-23/Clark-10	17,317
9	11/16	105-71	+34	Chicago	W	7-2	Stojakovic-21/Funderburke-8	Mercer-14/Miller-8	17,317
10	11/18	85-93	-8	@LA Lakers	L	7-3	Stojakovic-25/Divac-15	Bryant-29/O'Neal-15	18,997
11	11/19	113-77	+36	Houston	W	8-3	Stojakovic-25/Pollard 14	Francis-18/Thomas,Willis-7	17,317
12	11/21	95-83	+12	Portland	W	9-3	Bibby 25/Divac,Pollard-10	Wells-13/Wallace-12	17,317
13	11/24	98-97	+1	New Jersey	W	10-3	Stojakovic-29/Divac-19	Martin-20/Kidd,Van Horn-10	17,317
14	11/26	94-98	-4	@Memphis	L	10-4	Stojakovic-21/Divac,Pollard-12	Buford-21/Massenburg-10	12,215
15	11/27	89-84	+5	@Houston	W	11-4	Stojakovic-24/Pollard-11	Torres-20/Thomas-19	10,467
16	11/29	110-98	+12	@Dallas	W	12-4	Stojakovic-32/Pollard-17	Nowitzki-29/Nowitzki-11	18,384
17	11/30	109-106*	+3	@San Antonio	W	13-4	Turkoglu-24/Jackson,Stojakovic-8	Duncan-38/Robinson-12	26,808
18	12/2	114-120*	-6	Dallas	L	13-5	Stojakovic-31/Divac-17	Nowitzki-32/Nowitzki-14	17,317
19	12/4	94-84	+10	Philadelphia	W	14-5	Stojakovic-20/Pollard-13	Iverson-24/Mutombo-13	17,317
20	12/7	97-91	+6	LA Lakers	W	15-5	Stojakovic-25/Stojakovic-8	O'Neal-31/O'Neal-16	17,317
21	12/9	95-88	+7	Miami	W	16-5	Stojakovic-23/Christie-9	Jackson-17/Jackson-11	17,317
22	12/11	112-100	+12	Orlando	W	17-5	Webber-24/Christie-13	McGrady-21/Miller-9	17,317
23	12/12	88-114	-26	@Phoenix	L	17-6	Webber-21/Webber-12	Delk,Marion-21/Marion-13	14,568
24	12/14	94-114	-20	@Minnesota	L	17-7	Webber-26/Webber-9	Garnett-29/Garnett-24	17,113
25	12/16	104-87	+17	Memphis	W	18-7	Webber-22/Christie-12	Gasol-15/Gasol-12	17,713
26	12/18	102-98	+4	Detroit	W	19-7	Bibby-25/Webber-14	Stackhouse-35/Wallace-9	17,713
27	12/19	92-104	-12	@Seattle	L	19-8	Christie-23/Divac-8	Payton-27/Barry,Baker-9	15,831
28	12/22	85-101	-16	@LA Clippers	L	19-9	Christie,Jackson-19/Divac-12	Brand-26/Brand-13	18,964
29	12/23	133-101	+32	Phoenix	W	20-9	Stojakovic-26/Turkoglu 10	Delk-24/Voskuhl-6	17,317
30	12/26	89-74	+15	Portland	W	21-9	Stojakovic-19/Webber-13	Wallace-25/Wallace-13	17,317
31	12/28	125-111	+14	Minnesota	W	22-9	Stojakovic-27/Divac,Webber-8	Szczerbiak-31/Nesterovic-10	17,317
32	12/30	109-94	+15	Boston	W	23-9	Webber-30/Pollard 11	Pierce-26/Battie,Walker-8	17,317
33	1/2	105-91	+14	LA Clippers	W	24-9	Webber-21/Webber-10	McInnis-20/Olowokandi-12	17,317
34	1/5	118-112	+6	@Phoenix	W	25-9	Webber-35/Pollard-13	Marbury-35/Marion,Majerle-8	17,042
35	1/6	115-101	+14	Milwaukee	W	26-9	Stojakovic-29/Divac-13	Allen-29/Mason-14	17,317
36	1/13	103-100	+3	Phoenix	W	27-9	Webber-28/Webber-13	Marbury-33/Hardaway-11	17,317
37	1/15	109-102	+7	Cleveland	W	28-9	Stojakovic-36/Webber-14	Murray-22/Skinner-12	17,317
38	1/16	112-107	+5	@Denver	W	29-9	Stojakovic-29/Webber-12	LaFrentz-30/LaFrentz-10	16,780
39	1/18	121-97	+24	Golden State	W	30-9	Webber-26/Webber,Turkoglu-8	Jamison-24/Fortson-12	17,317
40	1/21	112-98	+14	Memphis	W	31-9	Webber-24/Pollard,Webber-11	Massenburg-23/Swift-11	17,317
41	1/22	110-116*	-6	@Portland	L	31-10	Webber-34/Divac-9	Wells-34/Wallace-15	19,980
42	1/24	113-80	+33	Utah	W	32-10	Webber-24/Divac,Pollard-8	Malone-14/Padgett,Russell-8	17,310
43	1/26	114-90	+24	@Utah	W	33-10	Stojakovic-25/Pollard-15	Malone-17/Malone-10	19,571
44	1/31	99-95	+4	@Seattle	W	34-10	Stojakovic-32/Divac-10	Payton-25/Mason-13	17,072
45	2/1	132-96	+36	Denver	W	35-10	Webber-29/Webber-12	LaFrentz-16/LaFrentz-11	17,317
46	2/3	112-107	+5	@Minnesota	W	36-10	Webber-31/Webber-14	Garnett-32/Garnett-12	19,006
47	2/4	83-117	-34	@New Jersey	L	36-11	Webber-23/Webber-9	Van Horn-25/Van Horn-8	14,840
48	2/6	102-85	+17	@Boston	W	37-11	Stojakovic-24/Divac-14	Walker-26/Pierce-8	15,621
49	2/7	101-108	-7	@Washington	L	37-12	Webber-21/Divac-10	Hamilton-33/Jones-15	20,674
50	2/12	99-86	+13	San Antonio	W	38-12	Stojakovic-23/Webber-12	Duncan-24/Duncan-21	17,317
51	2/14	109-93	+16	Washington	W	39-12	Stojakovic-21/Webber-14	Hamilton-20/Laettner-11	17,317
52	2/17	116-126	-10	Seattle	L	39-13	Webber-39/Webber-11	Payton-31/James,Lewis-9	17,317
53	2/19	99-79	+20	Atlanta	W	40-13	Webber-19/Webber-12	Terry-17/Newble,Abdur-Rahim-9	17,317
54	2/21	92-115	-23	@San Antonio	L	40-14	Jackson-18/Divac-9	C. Smith-32/Duncan-13	18,594
55	2/23	97-111	-14	@Dallas	L	40-15	Webber-28/Webber-14	Nash-28/Nowitzki-21	20,181
56	2/26	107-81	+26	Utah	W	41-15	Stojakovic-19/Divac-12	3 players-11/Collins,Padgett-8	17,317
57	3/1	116-108	+8	@Golden State	W	42-15	Webber-32/Divac-10	Jamison-20/Fortson-17	19,869
58	3/3	86-97	-11	Indiana	L	42-16	Bibby-19/Divac-14	O'Neal-29/Miller,O'Neal-11	17,317
59	3/4	95-107	-12	@Portland	L	42-17	Stojakovic-26/Webber-8	Wells-20/Davis-14	19,980
60	3/8	99-87	+12	Charlotte	W	43-17	Stojakovic-24/Divac-10	Nailon-18/Campbell-8	17,317
61	3/10	98-73	+25	@Milwaukee	W	44-17	Stojakovic-21/Webber-15	3 players-14/Robinson-9	18,178
62	3/11	107-103	+4	@Chicago	W	45-17	Stojakovic-29/Divac-14	Rose-35/Chandler-12	19,208
63	3/13	92-88	+4	@Philadelphia	W	46-17	Webber-22/Webber-10	Iverson-32/Mutombo-17	20,804
64	3/14	96-113	-17	@New York	L	46-18	Bibby 21/Pollard 16	Sprewell-43/Thomas-11	19,763
65	3/17	116-113	+3	@Toronto	W	47-18	Webber-31/Webber-15	Carter-22/Olajuwon-13	19,800
66	3/19	110-87	+23	Houston	W	48-18	Webber-35/Webber-12	Mobley-17/Thomas-11	17,317
67	3/21	118-82	+36	Denver	W	49-18	Turkoglu-31/Divac-10	McCloud-15/Cheaney,Howard-7	17,317
68	3/24	96-97	-1	LA Lakers	L	49-19	Webber-24/Divac-17	Bryant-29/O'Neal,Shaw-7	17,317
69	3/26	107-90	+17	LA Clippers	W	50-19	Webber-35/Webber-13	Olowokandi-23/Olowokandi-10	17,317
70	3/28	101-74	+27	@Houston	W	51-19	Webber-19/Divac,Jackson,Webber-9	Thomas-20/Thomas-15	12,515
71	3/29	92-87	+5	@Charlotte	W	52-19	Webber-23/Webber-12	Mashburn-22/Brown-11	14,092
72	3/31	92-91	+1	@Atlanta	W	53-19	Webber-29/Webber-12	Vaughn-20/Mohammed-17	19,841
73	4/2	107-83	+24	@Memphis	W	54-19	Jackson-19/Webber-11	Swift-20/Gasol-14	11,835
74	4/3	107-86	+21	@Detroit	W	55-19	Webber-28/Divac-9	Williamson-13/Wallace-11	22,076
75	4/5	117-109	+8	@Utah	W	56-19	Webber-28/Webber-10	Marshall-32/Marshall-13	19,911
76	4/7	116-82	+34	New York	W	57-19	Webber-16/Webber-14	Sprewell-19/Houston-12	17,317
77	4/9	122-103	+19	Minnesota	W	58-19	Webber-30/Pollard-8	Szczerbiak-16/Garnett-12	17,317
78	4/10	118-116	+2	@Golden State	W	59-19	Webber-31/Webber-12	Jamison-20/Richardson-10	16,232
79	4/12	125-106	+19	@LA Clippers	W	60-19	Webber-28/Divac-10	Brand-24/Brand,Olowokandi-7	19,818
80	4/14	100-113	-13	Dallas	L	60-20	Webber-19/WebberDivac-9	Van Exel-27/LaFrentz-13	17,317
81	4/16	120-106	+14	Golden State	W	61-20	Funderburke-29/Pollard-14	Richardson-40/Arenas-9	17,317
82	4/17	95-109	-14	@LA Lakers	L	61-21	Bibby,Funderburke-15/Pollard-11	Bryant,O'Neal-21/Walker-15	18,997

* = OT

2002-03 SACRAMENTO KINGS



Front row — from left to right, Keon Clark, Hedo Turkoglu, Gerald Wallace, Vlade Divac, Chris Webber, Peja Stojakovic, Lawrence Funderburke, Scot Pollard. **Back row** — from left to right, Special Assistant to the President, Basketball Operations Pete Carril, Assistant Coach Terry Porter, Assistant Coach Elston Turner, Assistant Coach John Wetzels, Head Coach Rick Adelman, Damon Jones, Mateen Cleaves, Bobby Jackson, Mike Bibby, Jim Jackson, Doug Christie, Trainer Pete Youngman, Owner Gavin Maloof, Owner Joe Maloof, President, Basketball Operations Geoff Petrie.

FINAL STATISTICS

PLAYER	G.	MIN.	FGM	FGA	PCT.	FTM	FTA	PCT.	OFF.	DEF.	TOT.	AST.	PF	DQ	STL.	TO	BLK.	PTS.	AVG.
Chris Webber	67	2622	661	1433	.461	215	354	.607	160	544	704	364	204	1	106	215	88	1542	23.0
Peja Stojakovic	72	2450	497	1034	.481	231	264	.875	61	336	397	141	143	1	72	101	5	1380	19.2
Mike Bibby	55	1835	329	700	.470	161	187	.861	34	113	147	285	93	0	72	127	8	875	15.9
Bobby Jackson	59	1676	340	732	.464	126	149	.846	57	162	219	182	126	0	71	106	3	895	15.2
Vlade Divac	80	2384	305	655	.466	179	251	.713	157	417	574	274	239	3	83	152	105	795	9.9
Doug Christie	80	2710	267	557	.479	141	174	.810	61	281	342	376	186	1	180	144	37	748	9.4
Jim Jackson	63	1309	204	462	.442	47	55	.855	84	178	262	118	132	0	31	80	4	487	7.7
Keon Clark	80	1780	226	451	.501	84	128	.656	138	313	451	80	227	2	38	94	150	536	6.7
Hedo Turkoglu	67	1175	165	391	.422	88	110	.800	35	153	188	87	125	0	25	50	12	447	6.7
Gerald Wallace	47	571	90	183	.492	39	74	.527	38	90	128	23	68	0	24	44	15	220	4.7
Damon Jones	49	709	80	210	.381	20	27	.741	11	59	70	80	42	0	18	23	4	224	4.6
Scot Pollard	23	325	40	87	.460	23	38	.605	46	60	106	6	50	0	13	15	15	103	4.5
Lawrence Funderburke	27	229	32	72	.444	10	17	.588	17	38	55	8	25	0	1	6	11	74	2.7
Mateen Cleaves	12	55	6	23	.261	3	4	.750	1	7	8	10	6	0	2	14	0	16	1.3
Kings	82	19830	3242	6990	.464	1367	1832	.746	900	2751	3651	2034	16668		736	1192	457	8342	101.7
Opponents	82	19830	2991	7125	.420	1454	1962	.741	1145	2614	3759	1759	16359		684	1262	356	7809	95.2

3-Pt. FG: Sacramento Kings 491-1288 (.381); Cleaves 1-1 (1.000); J. Jackson 32-71 (.451); Bibby 56-137 (.409); Christie 73-185 (.395); Stojakovic 155-406 (.382); B. Jackson 89-235 (.379); Turkoglu 29-78 (.372); Jones 44-121 (.364); Wallace 1-4 (.250); Divac 6-25 (.240); Webber 5-21 (.238); Clark 0-4. Opponents 373-1166 (.320).

* = OT

2002-03 PLAYOFFS

First Place in Pacific Division

First Round (4-1)

April 19	Sacramento	96	vs.	Utah	90
April 21	Sacramento	108	vs.	Utah	95
April 26	Sacramento	104	@	Utah	107
April 28	Sacramento	99	@	Utah	82
April 30	Sacramento	111	vs.	Utah	91

Semifinals (3-4)

May 6	Sacramento	124	@	Dallas	113
May 8	Sacramento	110	@	Dallas	132
May 10	Sacramento	137	vs.	Dallas	141**
May 11	Sacramento	99	vs.	Dallas	83
May 13	Sacramento	93	@	Dallas	112
May 15	Sacramento	115	vs.	Dallas	109
May 17	Sacramento	99	@	Dallas	112

TEAM NOTES

- Despite numerous injuries, the Kings finished with the third-best record in the NBA, 59-23, and claimed their second straight Pacific Division title.
- Kings guard Bobby Jackson became the first Kings player and only the second point guard in NBA history to win the NBA Sixth Man of the Year award.

2002-03 GAME-BY-GAME

G	DATE	SCORE	+/-	OPPONENT	W/L	REC	KINGS HI. SCORER/REBOUNDER	OPP. HI. SCORER/REBOUNDER	ATT
1	10/29	94-67	+27	Cleveland	W	1-0	Jones-18/Webber-14	Davis-17/Hill-11	17,317
2	10/31	100-72	+28	Portland	W	2-0	Stojakovic-26/B. Jackson,Wallace-10	Wallace-24/Davis-11	17,317
3	11/2	116-99	+17	@Memphis	W	3-0	Divac-24/Clark-10	Gasol-20/Gasol,Swift-7	17,112
4	11/3	78-88	-10	@Miami	L	3-1	Clark-19/Divac-10	Jones-16/Grant-14	15,468
5	11/5	121-125	-4	@Orlando	L	3-2	B. Jackson-26/Funderburke-12	McGrady-41/Burke,McGrady-8	14,292
6	11/6	88-95	-7	@New York	L	3-3	Webber-22/Webber-11	Houston-21/Harrington-8	19,763
7	11/8	99-91	+8	Memphis	W	4-3	Stojakovic-22/Webber-17	Gooden-23/Swift-10	17,317
8	11/10	105-97	+8	Atlanta	W	5-3	Webber-27/Divac-10	Abdur-Rahim-32/Ratliff-13	17,317
9	11/13	104-93	+11	@Golden State	W	6-3	Webber-33/B. Jackson-9	Jamison-31/Dampier-12	18,369
10	11/15	97-111	-14	@Seattle	L	6-4	Webber-24/Clark-9	Payton-24/Mason-17	17,072
11	11/17	101-99	+2	Orlando	W	7-4	Webber-24/Divac,Webber-10	McGrady-36/McGrady-14	17,317
12	11/19	111-98	+13	Chicago	W	8-4	Christie,B. Jackson-22/Divac-10	Baxter-17/Marshall-10	17,317
13	11/20	93-89	+4	@L.A. Clippers	W	9-4	B. Jackson,Webber-19/Clark-11	Maggette-30/Olowokandi-12	18,087
14	11/22	118-101	+17	Phoenix	W	10-4	B. Jackson-24/Webber-13	Marbury-39/Marion-10	17,317
15	11/23	95-94	+1	@Portland	W	11-4	Webber-24/Webber-10	Wallace-30/Wallace-9	18,782
16	11/26	91-85	+6	@Cleveland	W	12-4	Webber-28/Webber-11	Davis-22/Hill,Ilgaukas-11	11,595
17	11/27	74-90	-16	@Minnesota	L	12-5	Webber-19/Webber-11	Garnett-20/Garnett-13	17,821
18	11/29	107-94	+13	L.A. Clippers	W	13-5	B. Jackson-31/Wallace-10	Brand-25/Brand-12	17,317
19	12/1	103-84	+19	Houston	W	14-5	Wallace-21/Wallace-8	Francis-22/Thomas-8	17,317
20	12/3	98-86	+12	Minnesota	W	15-5	B. Jackson-24/Webber-11	Hudson-19/Garnett-16	17,317
21	12/4	92-90	+2	@Denver	W	16-5	Webber-31/Divac-14	Whitney-22/Howard-7	13,002
22	12/6	98-77	+21	Denver	W	17-5	Christie 23/Webber-11	Posey-22/Howard-10	17,317
23	12/8	104-80	+24	@San Antonio	W	18-5	J. Jackson,Webber-23/Webber-13	Duncan-16/Duncan-13	16,873
24	12/10	96-103	-7	@Houston	L	18-6	Webber-30/Webber-11	Francis-32/Yao-15	13,158
25	12/14	98-96	+2	@Utah	W	19-6	Webber-27/Webber-13	Kirilenko-18/Cheaney,Jackson-8	19,911
26	12/15	107-92	+15	New Orleans	W	20-6	Webber-28/Webber-8	Davis-23/Brown-13	17,317
27	12/17	95-86	+9	Phoenix	W	21-6	Webber-27/Divac,Webber-12	Jacobsen-15/Outlaw-11	17,317
28	12/19	81-83	-2	San Antonio	L	21-7	Webber-23/Webber-12	Duncan-23/Duncan-14	17,317
29	12/21	101-110	-9	@Phoenix	L	21-8	Webber-29/Webber-15	Marbury,Marion-28/Stdmre-12	18,133
30	12/22	103-88	+15	Golden State	W	22-8	Stojakovic,Webber-20/Webber-12	Jamison-20/Foyle-15	17,317
31	12/25	105-99	+6	@L.A. Lakers	W	23-8	Stojakovic-26/Webber-15	Bryant,O'Neal-27/O'Neal-17	18,997
32	12/28	113-119*	-6	Portland	L	23-9	Bibby-22/Webber-10	Wells-32/Davis-14	17,317
33	1/4	87-76	+11	@Denver	W	24-9	Bibby-24/Stojakovic-10	Howard-20/Howard-15	17,393
34	1/5	96-70	+26	Miami	W	25-9	Bibby-22/Divac-12	C. Butler-16/Grant-12	17,317
35	1/7	101-76	+25	@Milwaukee	W	26-9	Bibby-20/Webber-13	Allen-16/Johnson-7	16,072
36	1/9	118-82	+36	@New Jersey	W	27-9	Stojakovic-24/Webber-11	Collins,Harris,Johnson-11/Martin-13	20,049
37	1/10	109-115*	-6	@Minnesota	L	27-10	Webber-30/Webber-8	Smith-25/Garnett-15	16,591
38	1/12	106-98	+8	Memphis	W	28-10	Stojakovic-30/Divac,Webber-10	Gasol-26/Gasol-12	17,317
39	1/15	123-94	+29	Dallas	W	29-10	Webber-29/Webber-15	Van Exel-20/Nowitzki-9	17,317
40	1/18	107-112	-5	@L.A. Clippers	L	29-11	Stojakovic-37/Divac-10	Brand-34/Brand-15	20,037
41	1/20	102-80	+22	@Golden State	W	30-11	Divac,Stojakovic,Webber-16/Divac-11	Richardson-28/Murphy-15	19,871
42	1/21	109-102	+7	New Jersey	W	31-11	Webber-36/Webber-15	Kidd-27/Martin-13	17,317
43	1/23	104-98	+6	@Memphis	W	32-11	Webber-26/Divac-11	Gasol-24/Gasol-17	13,228
44	1/24	104-115	-11	@Atlanta	L	32-12	Webber-32/Webber-13	Robinson-29/Abdur-Rahim-9	15,697
45	1/26	97-101	-4	@Toronto	L	32-13	Bibby-30/Webber-19	Carter-22/J. Williams-14	19,800
46	1/28	102-102	-10	Utah	L	32-14	Stojakovic-32/Divac,Stojakovic-6	Malone-29/Malone-10	17,317
47	1/30	95-77	+18	@Seattle	W	33-14	Turkoglu-22/Stojakovic-14	Lewis-25/Mason-11	16,286
48	1/31	113-124	-11	L.A. Lakers	L	33-15	Stojakovic-36/Turkoglu-7	Bryant-38/O'Neal-10	17,317
49	2/2	89-105	-16	@Houston	L	33-16	Stojakovic-31/4 players-6	Griffin-22/Yao-11	16,285
50	2/4	110-109	+1	@Dallas	W	34-16	Bibby-27/Stojakovic-14	Finley,Nowitzki-28/Nowitzki-16	20,102
51	2/5	84-108	-24	@New Orleans	L	34-17	Stojakovic-20/Clark-9	Mashburn-26/Brown-10	17,217
52	2/11	99-80	+19	Washington	W	35-17	Stojakovic-20/Christie-12	Hughes-19/Laettner-11	17,317
53	2/14	110-81	+29	Seattle	W	36-17	Stojakovic-24/Clark-14	Payton-20/Payton-7	17,317
54	2/16	101-104	-3	San Antonio	L	36-18	Divac-22/Clark-13	Duncan-34/Duncan-12	17,317
55	2/18	102-93	+9	Milwaukee	W	37-18	Stojakovic-26/Divac-19	Kukoc-21/Caffey-11	17,317
56	2/20	105-83	+22	Boston	W	38-18	Clark,Christie-18/Clark,Stojakovic-9	Pierce-22/Pierce-12	17,317
57	2/23	99-92	+7	New York	W	39-18	Webber-20/Webber-11	Thomas-17/Weatherspoon-11	17,317
58	2/25	81-75	+6	Detroit	W	40-18	Webber-19/Webber-13	Hamilton-18/Wallace-19	17,317
59	2/27	126-124*	+2	@Dallas	W	41-18	Stojakovic-36/Clark-11	Nowitzki-36/Nowitzki-13	20,059
60	3/1	100-108	-8	@San Antonio	L	41-19	Webber-36/Webber-9	Parker-32/Duncan-15	18,797
61	3/3	107-99	+8	Philadelphia	W	42-19	Webber-29/Divac-13	Iverson-35/Coleman-10	17,317
62	3/5	96-95*	+1	Minnesota	W	43-19	Webber-25/Stojakovic,Webber-11	Garnett-27/Garnett-24	17,317
63	3/7	108-105*	+3	@Utah	W	44-19	Bibby,Webber-24/Webber-15	Malone-25/Ostertag-11	19,911
64	3/9	107-88	+19	Indiana	W	45-19	Bibby,B. Jackson-17/Webber-12	Harrington-27/Foster,Harrington-11	17,317
65	3/13	84-109	-25	@Phoenix	L	45-20	Webber-22/Webber-11	Marion-27/Stoudamire,Marion-11	18,184
66	3/14	119-84	+35	Toronto	W	46-20	Webber-26/Webber-10	Carter,Peterson-16/N'diaye-10	17,317
67	3/16	123-129*	-6	Dallas	L	46-21	Stojakovic-30/Webber-15	Nowitzki-34/Nowitzki-18	17,317
68	3/18	117-91	+26	Golden State	W	47-21	Stojakovic-20/Pollard-12	Arenas-22/Dampier-11	17,317
69	3/20	107-99	+8	L.A. Lakers	W	48-21	Webber-26/Webber-11	Bryant-34/Bryant,O'Neal-13	17,317
70	3/22	113-104	+9	@Portland	W	49-21	Stojakovic-30/Webber-15	Wallace-31/Davis,Wallace-6	20,580
71	3/23	109-108	+1	Houston	W	50-21	Webber-24/Divac-12	Francis-38/Yao-19	17,317
72	3/27	93-83	+10	L.A. Clippers	W	51-21	Webber-23/Divac-13	Wilcox-16/Ely-12	17,317
73	3/29	107-92	+15	@Chicago	W	52-21	Stojakovic-27/Pollard-13	Curry-24/Curry-14	22,638
74	3/30	88-99	-11	@Detroit	L	52-22	Webber-22/Webber-8	Robinson-21/Wallace-16	22,076
75	4/1	103-98	+5	@Indiana	W	53-22	Stojakovic-26/Pollard-16	O'Neal-24/B. Miller-11	17,088
76	4/2	105-99	+6	@Washington	W	54-22	Webber-28/Webber-9	Stackhouse-27/Lue-8	20,172
77	4/4	93-92	+1	@Boston	W	55-22	Webber-27/Webber-11	Pierce-40/Bremer,Walker,Williams-6	18,624
78	4/6	97-81	+16	@Philadelphia	W	56-22	Stojakovic,Webber-21/Webber-11	Iverson-24/Coleman-10	20,702
79	4/8	107-85	+22	Seattle	W	57-22	Webber-20/Clark-8	Allen,Drobnjak-22/Evans,Radmanovic-8	17,317
80	4/10	104-117	-13	@L.A. Lakers	L	57-23	Bibby,Webber-24/Webber-9	Bryant-34/O'Neal-16	18,997
81	4/11	105-103	+2	Denver	W	58-23	Webber-29/Webber-10	Howard-24/Camby-16	17,317
82	4/16	95-84	+11	Utah	W	59-23	Webber-15/B. Jackson-7	Kirilenko-15/Massenburg,Ostertag-6	17,317

* = OT

2003-04 SACRAMENTO KINGS



Front row — from

left to right, Tony Massenburg, Gerald Wallace, Brad Miller, Vlade Divac, Chris Webber, Peja Stojakovic, Jabari Smith, Darius Songaila.

Back row — from left

to right, Assistant Coach/Scout Bubba Burrage, Assistant Coach John Wetzel, Assistant Coach Elston Turner, Head Coach Rick Adelman, Anthony Peeler, Bobby Jackson, Mike Bibby, Rodney Buford, Doug Christie, Assistant Coach Pete Carril, Trainer Pete Youngman, President, Basketball Operations Geoff Petrie, Vice President, Basketball Operations Wayne Cooper.

FINAL STATISTICS

PLAYER	G.	MIN.	FGM	FGA	PCT.	FTM	FTA	PCT.	OFF.	DEF.	TOT.	AST.	PF	DQ	STL.	TO	BLK.	PTS.	AVG.
Peja Stojakovic	81	3264	665	1386	.480	394	425	.927	91	417	508	173	159	0	108	153	14	1964	24.2
Chris Webber	23	831	174	421	.413	81	114	.711	48	152	200	105	76	1	31	60	20	430	18.7
Mike Bibby	82	2980	527	1170	.450	304	373	.815	67	210	277	444	146	0	112	175	18	1506	18.4
Brad Miller	72	2621	373	731	.510	256	329	.778	191	552	743	312	247	7	68	144	86	1014	14.1
Bobby Jackson	50	1185	263	592	.444	81	109	.752	55	119	174	105	106	1	49	63	8	689	13.8
Doug Christie	82	2780	317	688	.461	148	172	.860	69	260	329	347	186	0	151	155	41	831	10.1
Vlade Divac	81	2317	314	668	.470	170	260	.654	136	327	463	432	222	2	57	173	77	800	9.9
Anthony Peeler	75	1391	156	348	.448	68	61	.836	31	122	153	120	103	0	56	77	10	431	5.7
Darius Songaila	73	976	133	273	.487	71	88	.807	91	134	225	48	126	1	42	43	12	337	4.6
Tony Massenburg	59	789	104	219	.475	43	63	.683	57	131	188	29	144	0	14	45	18	251	4.3
Jabari Smith	31	168	26	70	.371	12	20	.600	11	20	31	11	25	0	2	7	6	64	2.1
Gerald Wallace	37	337	32	89	.360	11	24	.458	35	39	74	19	37	0	14	8	14	75	2.0
Rodney Buford	22	141	19	56	.339	3	6	.500	6	9	15	7	9	0	6	4	1	41	1.9
Kings	82	19780	3103	6711	.462	1626	2044	.796	888	2492	3380	2152	1586	12	710	1137	325	8433	102.8
Opponents	82	19780	3140	6920	.454	1333	1780	.749	1080	2521	3601	1743	1817	20	651	1225	413	8022	97.8

3-Pt. FG: Sacramento Kings 601-1498 (.401); Peeler 68-141 (.482); Stojakovic 240-554 (.433); Bibby 148-378 (.392); Jackson 81-219 (.370); Christie 49-142 (.345); Miller 12-38 (.316); Webber 1-5 (.200); Divac 2-13 (.154); Massenburg 0-1; Buford 0-2; Wallace 0-2; Smith 0-3. Opponents 409-1205 (.339).

2003-04 PLAYOFFS

Second Place in Pacific Division First Round (4-1)

April 18	Sacramento	116	vs.	Dallas	105
April 20	Sacramento	83	vs.	Dallas	79
April 24	Sacramento	79	@	Dallas	104
April 26	Sacramento	94	@	Dallas	92
April 29	Sacramento	119	vs.	Dallas	118

Semifinals (3-4)

May 4	Sacramento	104	@	Minnesota	98
May 8	Sacramento	89	@	Minnesota	94
May 10	Sacramento	113	vs.	Minnesota	114*
May 12	Sacramento	87	vs.	Minnesota	81
May 14	Sacramento	74	@	Minnesota	86
May 16	Sacramento	104	vs.	Minnesota	87
May 19	Sacramento	80	@	Minnesota	83

* = OT

TEAM NOTES

- Kings finished second in the Pacific Division, compiling a 55-27 regular season record. It marked the fourth straight season in which the team had won 55 or more games.
- Kings forward-guard Peja Stojakovic finished second in the NBA in scoring (24.2 ppg) and led the league in free throw shooting (.927), becoming the first King to do so since Spud Webb (.934) during the 1994-95 season.

2003-04 GAME-BY-GAME

G	DATE	SCORE	+/-	OPPONENT	W/L	REC	KINGS HI. SCORER/REBOUNDER	OPP. HI. SCORER/REBOUNDER	ATT
1	10/29	106-92	+14	Cleveland	W	1-0	Stojakovic-22/Miller-9	James-25/Boozler-11	17,317
2	10/31	100-89	+11	Philadelphia	W	2-0	Stojakovic-28/Miller-9	Iverson-27/Coleman-10	17,317
3	11/1	88-109	-21	@Denver	L	2-1	Stojakovic-19/Miller-12	Anthony-23/Camby-12	18,111
4	11/5	125-121*	+4	@Minnesota	W	3-1	Stojakovic-34/Divac, Miller-8	Garnett-28/Garnett-11	15,889
5	11/7	111-114	-3	@New York	L	3-2	Stojakovic-36/Divac-7	Houston-39/Thomas-14	19,333
6	11/9	82-91	-9	@Boston	L	3-3	Miller-19/Miller-16	Baker-18/Baker-13	16,502
7	11/11	97-91	+6	Detroit	W	4-3	Bibby-23/Stojakovic-10	Hamilton-19/Okur-9	17,317
8	11/13	110-112*	-2	@Portland	L	4-4	Stoj.-27/Massenburg, Miller-7	Randolph-28/Randolph-14	17,422
9	11/14	94-64	+30	Toronto	W	5-4	Stojakovic-17/Miller-12	Carter, Murray-13/Davis-10	17,317
10	11/16	106-104	+2	Golden State	W	6-4	Stojakovic-33/Stojakovic-11	Richardson-31/Dampier-15	17,317
11	11/19	118-110	+8	@Utah	W	7-4	Stojakovic-30/Miller-13	Arroyo-25/Ostertag-10	17,664
12	11/21	122-92	+30	Orlando	W	8-4	Miller-22/Miller-14	Giricek-19/Hunter, McGrady-9	17,317
13	11/23	110-99	+11	Chicago	W	9-4	Stojakovic-21/Miller-10	Crawford-19/Chandler-12	17,317
14	11/25	109-89	+20	Memphis	W	10-4	Stojakovic-26/Stojakovic-9	Gasol-21/Gasol-10	17,317
15	11/28	103-74	+29	Houston	W	11-4	Miller-29/Christie, Miller-7	Mobley-17/Yao-8	17,317
16	11/30	105-92	+13	New Jersey	W	12-4	Stojakovic-25/Miller-11	Rogers-23/Martin-7	17,317
17	12/5	109-112*	-2	Minnesota	L	12-5	Miller-35/Stojakovic-11	Spewell-37/Garnett-25	17,317
18	12/7	91-88	+3	Indiana	W	13-5	Stojakovic-27/Miller-15	O'Neal-20/O'Neal-13	17,317
19	12/9	105-95	+10	LA Clippers	W	14-5	Stojakovic-26/Bibby-7	Maggette-27/Kaman-14	17,317
20	12/12	100-93	+7	@Utah	W	15-5	Bibby-25/Miller, Stojakovic-8	Bell-17/Ostertag-12	19,678
21	12/14	107-102	+5	Phoenix	W	16-5	Stojakovic-36/Jackson, Miller-9	Marion-32/Marion-12	17,317
22	12/16	100-105	-5	@Memphis	L	16-6	Stojakovic-27/Miller-16	Gasol-22/Wright-13	11,210
23	12/18	101-90	+11	@New Orleans	W	17-6	Miller-21/Miller-14	Davis-23/Magloire-13	13,769
24	12/19	98-86	+12	@Atlanta	W	18-6	Stojakovic-31/Miller-12	Terry-25/Abdur-Rahim-10	11,666
25	12/21	117-98	+19	Portland	W	19-6	Stojakovic-29/Miller-14	Wallace-27/Randolph-13	17,317
26	12/23	114-97	+17	Memphis	W	20-6	Stojakovic-41/Miller-17	Gasol-23/Gasol-10	17,317
27	12/25	103-111	-8	Dallas	L	20-7	Bibby-23/Miller-12	Nowitzki-31/Nowitzki-14	17,317
28	12/26	91-98	-7	@Golden State	L	20-8	Bibby-28/Miller-10	Richardson-25/Murphy-14	20,192
29	12/28	98-89	+9	Utah	W	21-8	Stojakovic-37/Christie-9	Kirilenko-21/Harpring, Kirilko-11	17,317
30	1/3	116-109	+7	@LA Clippers	W	22-8	Bibby-24/Miller-11	Drobnjak-22/Brand-9	18,252
31	1/4	130-99	+31	Seattle	W	23-8	Stojakovic-24/Miller-11	Lewis-18/Evans, Radmanovic-6	17,317
32	1/6	105-89	+16	Atlanta	W	24-8	Stojakovic-28/Miller-10	Abdur-Rahim, Jackson-19/Ab-Rahim, Henderson-8	17,317
33	1/7	93-104	-11	@Seattle	L	24-9	Bibby, Stojakovic-19/Miller-17	Allen-22/Evans-12	15,035
34	1/9	113-93	+20	@Phoenix	W	25-9	Stojakovic-29/Stojakovic-12	Johnson-23/Marion-11	16,848
35	1/11	117-106	+11	Denver	W	26-9	Stojakovic-33/Stojakovic-8	Miller-30/Anthony-12	17,317
36	1/13	90-86	+4	Miami	W	27-9	Stojakovic-24/Miller-9	Odom-21/Odom-12	17,317
37	1/16	103-83	+20	LA Lakers	W	28-9	Stojakovic-23/Miller-14	Rush-30/Sampson, Medv.-9	17,317
38	1/19	125-100	+25	@LA Clippers	W	29-9	Stojakovic-31/Miller-8	Brand-24/Maggette-9	17,325
39	1/20	104-109*	-5	Portland	L	29-10	Stojakovic-34/Jackson-10	Anderson-29/Wallace-15	17,317
40	1/22	95-89	+6	@Cleveland	W	30-10	Stojakovic-37/Miller-15	Wagner-20/Boozler-11	17,720
41	1/23	95-109	-14	@Memphis	L	30-11	Divac-17/Divac-12	Miller-27/Wright-14	17,119
42	1/25	99-108	-9	@Dallas	L	30-12	Stojakovic-24/Miller-17	Finley-23/Nowitzki-12	20,284
43	1/28	99-94	+5	@Houston	W	31-12	Bibby-28/Stojakovic-9	J. Jackson-28/Taylor-14	18,209
44	1/29	96-91	+5	@San Antonio	W	32-12	Stojakovic-22/Divac-9	Duncan-35/Duncan-18	17,669
45	1/31	110-103	+7	@Seattle	W	33-12	Stojakovic-29/Miller-17	Daniels-30/Allen-8	17,072
46	2/3	117-101	+16	Seattle	W	34-12	Stojakovic-26/Miller-15	Lewis-25/Evans, Potapenko-8	17,317
47	2/6	94-102	-8	San Antonio	L	34-13	Bibby, Divac, Stojakovic-20/Miller-11	Duncan-28/Duncan-14	17,317
48	2/8	115-92	+23	Denver	W	35-13	Stojakovic-35/Divac, Miller-10	Anthony-24/Camby-16	17,317
49	2/10	124-117	+7	@Milwaukee	W	36-13	Stojakovic-31/Miller-8	Kukoc, Mason-21/Skinner-10	17,407
50	2/11	96-94	+2	@Detroit	W	37-13	Bibby-26/Miller-15	Hamilton-27/Wallace-19	22,076
51	2/17	127-111	+16	Boston	W	38-13	Stojakovic-28/Divac-11	Davis-32/Mihm-8	17,317
52	2/19	75-92	-17	@Minnesota	L	38-14	Stojakovic-15/Divac-8	Garnett-22/Garnett-24	18,667
53	2/20	91-83	+8	@Chicago	W	39-14	Stojakovic-24/Divac, Songaila-11	Crawford-23/Davis-12	20,172
54	2/22	96-81	+15	@Toronto	W	40-14	Stoj.-27/Massenburg, Songaila-10	Bosh-20/Marshall-13	19,800
55	2/24	107-99	+8	New York	W	41-14	Bibby-28/Songaila-13	T. Thomas-33/K. Thomas-10	17,317
56	2/26	103-101	+2	@L.A. Lakers	W	42-14	Stojakovic-37/Stojakovic-9	Bryant-35/Bryant-11	18,997
57	2/27	97-102	-5	Utah	L	42-15	Bibby-26/Divac-8	Kirilenko-24/Ostertag, Kirilenko-11	17,317
58	2/29	108-94	+14	Phoenix	W	43-15	Stojakovic-32/Miller-10	Stoudemire-33/Stoudemire-17	17,317
59	3/2	113-106	+7	L.A. Clippers	W	44-15	Webber-26/Webber-12	Maggette-32/Brand, Richardson-8	17,317
60	3/4	114-105	+9	@Philadelphia	W	45-15	Stojakovic-27/Miller-7	Iverson-32/Dalembert-15	18,798
61	3/6	96-102	-6	@Miami	L	45-16	Bibby-24/Miller-11	Odom-30/Odom-19	16,500
62	3/7	107-90	+17	@Orlando	W	46-16	Stojakovic-28/Miller-13	Howard-26/Howard-8	15,625
63	3/9	96-92	+4	Golden State	W	47-16	Christie-23/Webber-11	Dampier-26/Dampier-18	17,317
64	3/11	120-102	+18	Dallas	W	48-16	Christie, Stojakovic-22/Miller-16	Nowitzki-21/Walker-9	17,317
65	3/12	81-83	-2	@Portland	L	48-17	Stojakovic-18/Stojakovic-9	Stoudamire-20/Randolph-14	20,308
66	3/14	101-87	+14	San Antonio	W	49-17	Bibby-24/Miller-13	Ginobili-16/Nesterovic-13	17,317
67	3/16	77-94	-17	@New Jersey	L	49-18	Bibby-17/Webber-9	Kittles-24/Collins-10	16,949
68	3/17	108-114	-6	@Washington	L	49-19	Stojakovic-25/Miller-8	Brown-30/Brown-19	15,255
69	3/19	94-92	+2	@Indiana	W	50-19	Bibby-25/Webber-16	O'Neal-23/Foster-12	18,345
70	3/21	100-95	+5	Houston	W	51-19	Stojakovic-29/Webber-15	Taylor-23/J. Jackson-11	17,317
71	3/23	101-112	-11	Milwaukee	L	51-20	Bibby-27/Webber-10	Redd-26/Van Horn-11	17,317
72	3/24	91-115	-24	@LA Lakers	L	51-21	Stojakovic-20/Stojakovic-8	Bryant-36/O'Neal-16	18,997
73	3/28	100-92	+8	Washington	W	52-21	Stojakovic-29/Stojakovic-11	Arenas-27/Brown-15	17,317
74	3/31	89-107	-18	@San Antonio	L	52-22	Stojakovic-19/Songaila-9	Ginobili-29/Duncan, Nesterovic, Turkoglu-7	18,797
75	4/1	117-127	-10	@Dallas	L	52-23	Bibby-23/Webber-11	Finley-29/Nowitzki-10	20,533
76	4/4	99-94	+5	@Houston	W	53-23	Stojakovic-28/Stojakovic-11	Yao-21/Yao-10	18,148
77	4/6	105-91	+14	New Orleans	W	54-23	Stojakovic-26/Miller-10	Armstrong-21/Magloire-13	17,317
78	4/8	86-94	-8	Minnesota	L	54-24	Webber-21/Webber-11	Cassell-29/Garnett-17	17,317
79	4/9	96-101	-5	@Phoenix	L	54-25	Bibby-26/Miller-15	Johnson-24/McDyess-15	18,422
80	4/11	102-85	+17	LA Lakers	W	55-25	Webber-25/Webber-12	Payton-15/Malone-11	17,317
81	4/12	89-97	-8	@Denver	L	55-26	Stojakovic-20/Miller-8	Miller-21/Camby-21	19,746
82	4/14	91-97	-6	@Golden State	L	55-27	Stojakovic-27/Miller-11	Richardson-28/Boyle-17	19,831

* = OT

2004-05 SACRAMENTO KINGS



Front row — from left to right, Owner Gavin Maloof, Darius Songaila, Brian Skinner, Brad Miller, Peja Stojakovic, Kenny Thomas, Corliss Williamson, Owner Joe Maloof. **Middle row — from left to right,** Assistant Coach/Scout Bubba Burrage, Assistant Coach Elston Turner, Assistant Coach T.R. Dunn, Head Coach Rick Adelman, Maurice Evans, Eddie House (Tot), Bobby Jackson, Mike Bibby, Eddie House, Assistant Coach Pete Carril, Trainer Pete Youngman, President of Basketball Operations Geoff Petrie. **Back row — from left to right,** Maurice Evans, Kevin Martin, Erik Daniels, Greg Ostertag.

FINAL STATISTICS

PLAYER	G.	MIN.	FGM	FGA	PCT.	FTM	FTA	PCT.	OFF.	DEF.	TOT.	AST.	PF	DQ	STL.	TO	BLK.	PTS.	AVG.
Chris Webber*	46	1668	412	917	.449	143	179	.799	94	353	447	252	144	3	68	133	34	978	21.3
Peja Stojakovic	66	2534	451	1016	.444	253	275	.920	62	223	285	138	157	0	79	102	12	1329	20.1
Mike Bibby	80	3084	560	1264	.443	320	413	.775	77	255	332	541	191	0	124	203	30	1571	19.6
Cuttino Mobley (Tot)	66	2388	408	932	.438	168	205	.820	45	184	229	188	152	1	74	133	30	1134	17.2
Cuttino Mobley (Sac)	43	1662	280	636	.440	113	136	.831	34	132	166	146	103	0	51	92	21	765	17.8
Brad Miller	56	2089	319	609	.524	233	287	.812	139	382	521	220	181	4	69	82	68	876	15.6
Kenny Thomas (Tot)	73	2167	367	781	.470	173	227	.762	184	351	535	152	227	3	67	131	17	908	12.4
Kenny Thomas (Sac)	26	823	150	305	.492	78	108	.722	78	149	227	75	76	0	27	48	11	378	14.5
Bobby Jackson	25	536	109	255	.427	50	58	.862	23	62	85	59	58	1	14	28	2	301	12.0
Corliss Williamson (Tot)	72	1527	273	584	.467	195	244	.799	104	155	259	78	218	3	38	86	15	741	10.3
Corliss Williamson (Sac)	24	471	79	167	.473	65	79	.823	31	50	81	35	74	2	12	26	3	223	9.3
Darius Songaila	81	1668	257	488	.527	94	111	.847	125	219	344	114	206	2	51	70	18	608	7.5
Doug Christie*	31	996	83	204	.407	50	56	.893	29	94	123	153	61	0	43	68	13	226	7.3
Maurice Evans	65	1233	165	373	.442	59	78	.756	88	113	201	45	104	1	37	34	8	416	6.4
Eddie House (Tot)	68	891	165	366	.451	23	27	.852	16	67	83	96	65	0	44	35	6	397	5.8
Eddie House (Sac)	50	550	98	214	.458	13	14	.929	14	47	61	67	39	0	18	22	3	237	4.7
Brian Skinner (Tot)	49	941	104	205	.507	25	70	.357	107	173	280	43	102	0	31	40	49	233	4.8
Brian Skinner (Sac)	25	695	82	148	.554	20	53	.377	84	134	218	38	73	0	26	27	43	184	7.4
Matt Barnes	43	715	62	151	.411	35	58	.603	49	84	133	57	80	0	30	45	7	164	3.8
Kevin Martin	45	455	45	117	.385	36	55	.655	29	29	58	22	35	0	16	24	3	131	2.9
Michael Bradley*	8	48	8	12	.667	2	6	.333	5	6	11	2	8	0	0	3	0	18	2.3
Greg Ostertag	56	556	37	84	.440	13	38	.342	55	112	167	37	88	1	7	24	40	87	1.6
Erik Daniels	21	72	6	18	.333	0	0	---	7	11	18	4	7	0	2	6	0	13	0.6
Kings	82	19855	3203	6978	.459	1577	2004	.787	1023	2455	3478	2005	1685	14	674	1073	316	8505	103.7
Opponents	82	19855	3186	6941	.459	1485	2011	.738	1102	2532	3634	1766	1762	9	622	1204	365	8328	101.6

3-Pt. FG: Sacramento Kings 522-1396 (.374); Stojakovic 174-433 (.402); Bibby 131-364 (.360); Mobley 92-217 (.424)SAC, 150-342 (.439)TOT; Jackson 33-96 (.344); House 28-62 (.452)SAC, 44-97 (.454)TOT; Evans 27-82 (.329); Webber 11-29 (.379); Christie 10-39 (.256); Barnes 5-22 (.227); Martin 5-25 (.200); Miller 5-19 (.263); Daniels 1-2 (.500); Thomas 0-1 SAC, 1-5 (.200)TOT; Skinner 0-1 TOT; Ostertag 0-2; Williamson 0-2 TOT; Songaila 0-3. Opponents 471-1318 (.357).

* Did not finish season with team

2004-05 PLAYOFFS

Second Place in Pacific Division

First Round (1-4)

April 23	Sacramento	82	@	Seattle	87
April 26	Sacramento	93	@	Seattle	105
April 29	Sacramento	116	vs.	Seattle	104
May 1	Sacramento	102	vs.	Seattle	115
May 3	Sacramento	118	@	Seattle	122

* = OT

TEAM NOTES

- Kings finished second in the Pacific Division, compiling a 50-32 regular season record. It marked the fifth straight season in which the team had won 50 or more games. Sacramento advanced to the postseason for the seventh consecutive season.
- Head Coach Rick Adelman earned his 700th coaching victory with the Kings' 112-93 win versus Portland (3/22/05), becoming the 15th NBA coach to reach the milestone.

2004-05 GAME-BY-GAME

G	DATE	SCORE	+/-	OPPONENT	W/L	REC	KINGS HI. SCORER/REBOUNDER	OPP. HI. SCORER/REBOUNDER	ATT
1	11/2	98-107	-9	@Dallas	L	0-1	Miller-24/Webber-10	Nowitzki-33/Nowitzki-10	20,041
2	11/3	85-101	-16	@San Antonio	L	0-2	Bibby-23/Webber-9	Duncan-30/Duncan-14	18,797
3	11/6	101-104*	-3	@Houston	L	0-3	Bibby-31/Webber-13	Yao-33/McGrady-13	18,003
4	11/9	108-92	+16	Toronto	W	1-3	Miller,Webber-21/Miller-12	Alston,Rose-15/Woods-11	17,317
5	11/10	78-108	-30	@Seattle	L	1-4	Miller-17/Miller-9	Allen-20/Fortson-13	14,355
6	11/13	113-111	+2	@Phoenix	W	2-4	Webber-28/Webber-10	Nash,Stoudemire-29/Marion-15	18,422
7	11/14	101-89	+12	Denver	W	3-4	Miller-26/Miller,Webber-9	Anthony-28/Elson-8	17,317
8	11/16	113-106	+7	Chicago	W	4-4	Stojakovic-29/Webber-13	Piatkowski-24/Chandler-14	17,317
9	11/19	107-105	+2	Memphis	W	5-4	Webber-31/Webber-12	Swift-23/Gasol-18	17,317
10	11/21	88-79	+9	Milwaukee	W	6-4	Stojakovic-21/Webber-14	Redd-16/Gadzuric-13	17,317
11	11/23	102-96	+6	Houston	W	7-4	Stojakovic-22/Bibby-9	Yao-29/Taylor-10	17,317
12	11/26	109-106	+3	@LA Lakers	W	8-4	Stojakovic-26/Webber-16	Bryant-40/Odom-14	18,997
13	11/28	110-121	-11	Minnesota	L	8-5	Webber-25/Webber-10	Garnett-28/Garnett-16	17,317
14	11/30	98-93	+5	@Memphis	W	9-5	Stojakovic-29/Webber-11	Miller-25/Gasol-13	14,192
15	12/1	94-81	+13	@New Orleans	W	10-5	Miller-24/Bibby,Webber-7	Wesley-18/Lynch-10	12,133
16	12/3	113-87	+26	Indiana	W	11-5	Webber-29/Miller-13	Tinsley-21/Edwards,Gill,Jones-5	17,317
17	12/5	119-105	+14	Boston	W	12-5	Stojakovic-27/Miller,Webber-10	Blount-18/LaFrentz-14	17,317
18	12/7	109-92	+17	Charlotte	W	13-5	Stojakovic-30/Stojakovic-12	S. Smith-16/Okafor-15	17,317
19	12/10	105-113	-8	@Minnesota	L	13-6	Webber-25/Miller-9	Garnett-35/Garnett-18	19,101
20	12/11	97-92*	+5	@Indiana	W	14-6	Webber-26/Miller-13	Croschere-21/Foster-18	17,091
21	12/14	89-86	+3	@Milwaukee	W	15-6	Bibby-27/Miller-11	Mason-23/Gadzuric-8	13,687
22	12/16	99-115	-16	LA Lakers	L	15-7	Jackson,Webber-20/Songaila-10	Bryant-31/Mihm-8	17,317
23	12/19	107-71	+36	New Orleans	W	16-7	Stojakovic-21/Songaila-11	Brown,Dickau-14/Andersen-7	17,317
24	12/21	104-93	+13	Washington	W	17-7	Stojakovic-26/Webber-10	Arenas-22/Jamison-8	17,317
25	12/23	107-109	-2	Miami	L	17-8	Webber-26/Ostertag-10	O'Neal-25/Haslem-12	17,317
26	12/26	94-98	-4	Golden State	L	17-9	Webber-28/Miller-13	Richardson-26/Murphy-13	17,317
27	12/31	109-102	+7	@Utah	W	18-9	Stojakovic-26/Miller-10	Boozer-25/Boozer,Harpring-10	19,911
28	1/2	86-81	+5	San Antonio	W	19-9	Stojakovic-28/Webber-13	Ginobili-18/Nesterovic-12	17,317
29	1/4	105-98	+7	@New York	W	20-9	Webber-22/Webber-11	Marbury-26/Mohammed-11	19,763
30	1/5	93-96	-3	@Toronto	L	20-10	Bibby-32/Miller-19	Bosh-23/Araujo-14	18,288
31	1/7	100-97	+3	@Atlanta	W	21-10	Bibby-31/Webber-8	Harrington-22/Walker-11	13,626
32	1/8	117-121*	-4	@New Orleans	L	21-11	Stojakovic-37/Miller-16	B. Davis-26/Brown-14	14,635
33	1/11	109-100	+9	Denver	W	22-11	Stojakovic-27/Miller,Songaila-8	Martin-17/Camby-11	17,317
34	1/13	107-93	+14	Utah	W	23-11	Stojakovic-27/Webber-15	Harpring-16/Boozer-9	17,317
35	1/15	99-95	+4	LA Clippers	W	24-11	Webber-36/Webber-10	Brand-25/Brand-14	17,317
36	1/17	89-83	+6	@LA Clippers	W	25-11	Webber-23/Webber-14	Brand-24/Kaman-15	17,139
37	1/18	113-107*	+6	Portland	W	26-11	Webber-32/Webber-13	Van Exel-30/Przybilla-22	17,317
38	1/20	123-96	+27	Cleveland	W	27-11	Webber-27/Webber-13	James-18/Ilgaukas-11	17,317
39	1/23	73-103	-30	San Antonio	L	27-12	Bibby-13/Miller-14	Duncan-23/Duncan-13	17,317
40	1/25	113-93	+20	New Jersey	W	28-12	Miller-31/Miller-12	Carter-23/Krstic-7	17,317
41	1/27	80-90	-10	@San Antonio	L	28-13	Miller-19/Webber-8	Ginobili-25/Duncan-12	18,797
42	1/28	117-111*	+6	@Houston	W	29-13	Webber-30/Miller-14	McGrady-30/Yao-9	18,191
43	1/30	94-84	+10	@Minnesota	W	30-13	Miller-27/Miller-15	Garnett-21/Garnett-13	18,722
44	2/1	101-106	-5	Seattle	L	30-14	Bibby-25/Barnes-8	Lewis-24/Evans-15	17,317
45	2/2	111-107*	+4	@Golden State	W	31-14	Miller-38/Miller-17	Richardson-37/Najera-11	17,347
46	2/4	116-115	+1	New York	W	32-14	Bibby-40/Miller-9	Marbury-37/K. Thomas-17	17,317
47	2/5	108-114	-6	@Portland	L	32-15	Bibby-35/Webber-13	Stoudamire-30/Randolph,Przybilla-12	19,002
48	2/8	123-125	-2	Phoenix	L	32-16	Bibby-27/Miller,Webber-10	Nash-33/Marion-16	17,317
49	2/10	107-115	-8	@Seattle	L	32-17	Stojakovic-28/Webber-9	Allen-34/Evans-12	16,629
50	2/11	113-115	-2	Dallas	L	32-18	Bibby-25/Webber-11	Nowitzki-27/Dampier-8	17,317
51	2/13	104-100	+4	@Boston	W	33-18	Bibby-27/Webber-17	LaFrentz-25/LaFrentz-9	14,252
52	2/15	102-107	-5	@Chicago	L	33-19	Miller-23/Miller, Webber-9	Curry-25/Curry-12	21,789
53	2/16	85-96	-11	@New Jersey	L	33-20	Bibby-25/Webber-10	Carter-21/Collins-13	12,227
54	2/22	114-104	+10	Atlanta	W	34-20	Webber-30/Miller-14	Harrington-25/J. Smith-10	17,317
55	2/24	113-122	-9	@Dallas	L	34-21	Bibby,Mobley-26/Miller-15	Nowitzki-34/Nowitzki-11	20,377
56	2/26	101-99	+2	@Philadelphia	W	35-21	Bibby-19/Thomas-10	Iverson-27/Webber,Dalembt-11	21,068
57	2/27	110-108	+2	@Washington	W	36-21	Bibby-38/Thomas-12	Arenas-43/Brown-10	20,173
58	3/1	87-94	-7	@Charlotte	L	36-22	Williamson-18/Skinner-16	Brezec-19/Okafor-13	11,790
59	3/2	111-114	-3	@Orlando	L	36-23	Stojakovic-28/Songaila-7	Francis-29/Howard-16	13,568
60	3/4	83-104	-21	@Miami	L	36-24	Bibby-22/Skinner-11	Wade-22/Haslem-13	20,122
61	3/6	100-85	+15	Detroit	W	37-24	Bibby,Thomas-19/Skinner-12	R. Wallace-19/B. Wallace-14	17,317
62	3/8	85-82	+3	Memphis	W	38-24	Bibby-26/Evans-14	Cardinal-15/Miller-8	17,317
63	3/11	113-112	+1	LA Clippers	W	39-24	Bibby-28/Skinner,Thomas-9	Maggette-26/Kaman,Magtte-10	17,317
64	3/13	96-111	-15	Houston	L	39-25	Stojakovic-21/Skinner-11	McGrady-22/McGrady-12	17,317
65	3/15	105-94	+11	Orlando	W	40-25	Stojakovic-27/Skinner,Thomas-11	Francis-25/Cato-12	17,317
66	3/17	97-100	-3	@Golden State	L	40-26	Mobley-28/Skinner-11	Richardson-40/Murphy-13	17,836
67	3/19	111-107*	+4	@LA Clippers	W	41-26	Mobley,Stojakovic-24/Skinner-9	Maggette-28/Maggette-12	19,816
68	3/20	94-104	-10	Golden State	L	41-27	Bibby-24/Songaila-9	Murphy-29/Murphy-14	17,317
69	3/22	112-93	+19	Portland	W	42-27	Thomas-24/Thomas-9	Abdur-Rahim-27/Przybilla-21	17,317
70	3/24	109-101	+8	Dallas	W	43-27	Stojakovic-38/Stojakovic-9	Nowitzki-35/Howard-10	17,317
71	3/26	99-113	-14	@Denver	L	43-28	Stojakovic-24/Skinner-8	Anthony-28/Najera-11	19,729
72	3/28	118-109	+9	Philadelphia	W	44-28	Mobley-30/Skinner-19	Iverson-34/Dalembert-16	17,317
73	3/30	82-99	-17	@Detroit	L	44-29	Bibby-26/Thomas-11	Hamilton-24/B. Wallace-14	22,076
74	4/1	128-109	+19	@Cleveland	W	45-29	Bibby,Mobley,Stojakovic-22/Evans,Thomas-8	James-35/James-8	20,562
75	4/3	100-112	-12	Minnesota	L	45-30	Stojakovic-25/Thomas-16	Garnett-30/Garnett-13	17,317
76	4/5	122-101	+21	Seattle	W	46-30	Stojakovic-24/Thomas-8	Allen-23/Evans-12	17,317
77	4/8	119-115	+4	@Portland	W	47-30	Stojakovic-35/Skinner-16	Abdur-Rahim,Miles-23/Przybilla-15	17,539
78	4/10	124-105	+19	LA Lakers	W	48-30	Thomas-32/Thomas-14	Bryant-18/Butler,Grant-5	17,317
79	4/15	115-106	+9	@LA Lakers	W	49-30	Bibby-26/Thomas-9	Butler-34/Walton-12	18,997
80	4/16	98-116	-18	@Phoenix	L	49-31	House-17/Ostertag, Thomas-8	Stoudemire-38/Stoudemire-9	18,422
81	4/18	82-92	-10	@Utah	L	49-32	Bibby-26/Songaila-11	Harpring-24/Harpring-13	18,603
82	4/20	132-107	+25	Phoenix	W	50-32	Mobley,Songaila,Williamson-19/Ostertag-10	Stoudemire-30/Stoudemire-11	17,317

* = OT

2005-06 SACRAMENTO KINGS



Front row — from left to right, Owner Gavin Maloof, Francisco Garcia, Ron Artest, Brad Miller, Shareef Abdur-Rahim, Kenny Thomas, Corliss Williamson, Owner Joe Maloof. **Middle row — from left to right,** Assistant Coach/Scout Bubba Burrage, Assistant Coach Elston Turner, Assistant Coach T.R. Dunn, Head Coach Rick Adelman, Jason Hart, Ronnie Price, Mike Bibby, Bonzi Wells, Assistant Coach Pete Carril, Trainer Pete Youngman, President of Basketball Operations Geoff Petrie, Vice President of Basketball Operations Wayne Cooper. **Back row — from left to right,** Jamal Sampson, Sergei Monia, Kevin Martin, Vitaly Potapenko.

FINAL STATISTICS

PLAYER	G.	MIN.	FGM	FGA	PCT.	FTM	FTA	PCT.	OFF.	DEF.	TOT.	AST.	PF	DQ	STL.	TO	BLK.	PTS.	AVG.
Mike Bibby	82	3167	597	1382	.432	342	403	.849	29	211	240	444	169	0	82	199	10	1728	21.1
Ron Artest (Tot)	56	2207	350	867	.404	206	305	.675	75	211	286	203	164	1	122	131	41	984	17.6
Ron Artest (Sac)	40	1604	241	630	.383	132	184	.717	49	159	208	168	119	1	80	88	30	674	16.9
Peja Stojakovic*	31	1147	171	424	.403	98	105	.933	34	131	165	68	82	2	19	51	2	511	16.5
Brad Miller	79	2923	434	877	.495	280	338	.828	122	493	615	374	234	1	61	180	62	1182	15.0
Bonzi Wells	52	1684	284	613	.463	129	190	.679	142	259	401	144	156	0	94	126	25	707	13.6
Shareef Abdur-Rahim	72	1961	332	632	.525	218	278	.784	106	251	357	149	227	1	48	108	42	887	12.3
Kevin Martin	72	1913	262	546	.480	188	222	.847	58	203	261	97	138	0	55	81	9	778	10.8
Kenny Thomas	82	2293	305	604	.505	138	204	.676	199	419	618	168	196	1	72	135	39	748	9.1
Francisco Garcia	67	1301	130	325	.400	78	101	.772	39	146	185	94	135	0	41	75	47	377	5.6
Corliss Williamson	37	362	43	103	.417	38	49	.776	21	46	67	14	56	0	7	30	4	126	3.4
Jason Hart	66	818	86	221	.389	37	56	.661	12	59	71	70	85	0	31	43	5	218	3.3
Sergei Monia (Tot)	26	343	29	87	.333	10	14	.714	11	41	52	19	41	0	7	12	5	77	3.0
Sergei Monia (Sac)	3	7	0	2	.000	2	2	1.000	0	1	1	0	0	0	1	0	0	2	0.7
Vitaly Potapenko (Tot)	33	353	37	71	.521	10	17	.588	27	37	64	9	50	0	2	16	2	84	2.5
Vitaly Potapenko (Sac)	9	32	5	7	.714	0	0	---	1	1	2	2	6	0	0	2	0	10	1.1
Brian Skinner*	38	429	38	69	.551	12	27	.444	30	71	101	17	54	0	11	18	20	88	2.3
Ronnie Price	29	150	21	58	.362	12	12	1.000	5	10	15	11	10	0	6	10	0	60	2.1
Jamal Sampson	12	39	5	7	.714	0	2	.000	5	13	18	5	5	0	0	0	4	10	0.8
Kings	82	19830	2954	6500	.454	1704	2173	.784	852	2473	3325	1825	16726		608	1199	299	8106	98.9
Opponents	82	19830	3053	6726	.454	1412	1891	.747	953	2503	3456	1733	188621		656	1199	403	7980	97.3

3-Pt. FG: Sacramento Kings 494-1408 (.351); Bibby 192-497 (.386); Stojakovic* 71-179 (.397); Martin 66-179 (.369); Artest 60-199 (.302)SAC, 78-253 (.308)TOT; Garcia 39-137 (.285); Miller 34-88 (.386); Wells 10-45 (.222); Hart 9-31 (.290); Price 6-27 (.222); Abdur-Rahim 5-22 (.227); Williamson 2-2 (1.000); Thomas 0-1; Monia 0-1 SAC, 9-34 (.265)TOT. Opponents 462-1316 (.351).

* Did not finish season with team

* = OT

2005-06 PLAYOFFSS

Fourth Place in Pacific Division First Round (2-4)

April 22	Sacramento	88	@	San Antonio	122
April 25	Sacramento	119	@	San Antonio	128*
April 28	Sacramento	94	vs.	San Antonio	93
April 30	Sacramento	102	vs.	San Antonio	84
May 2	Sacramento	98	@	San Antonio	109
May 5	Sacramento	83	vs.	San Antonio	105

TEAM NOTES

- Kings finished fourth in the Pacific Division, compiling a 44-38 regular season record. Sacramento advanced to the postseason for the eighth consecutive season, setting a new franchise record for consecutive playoff appearances.
- Sacramento went 25-11 after starting the season 19-27. After acquiring Ron Artest from Indiana for Peja Stojakovic on January 26, the Kings posted a 26-14 record, including 15-3 at ARCO Arena.

2005-06 GAME-BY-GAME

G	DATE	SCORE	+/-	OPPONENT	W/L	REC	KINGS HI. SCORER/REBOUNDER	OPP. HI. SCORER/REBOUNDER	ATT
1	11/1	67-93	-26	@ NO/OKC	L	0-1	Stojakovic-18/Abdur-Rahim-8	Brown-20/West-11	19,163
2	11/2	89-98	-9	@ Houston	L	0-2	Wells-22/Wells-18	Barry-24/Yao-10	16,457
3	11/6	118-117	+1	@ Phoenix	W	1-2	Stojakovic-33/Abdur-Rahim-12	Barbosa-23/Marion-14	17,298
4	11/8	88-102	-14	Detroit	L	1-3	Wells-16/Bibby, Miller-6	Prince-25/B. Wallace-14	17,317
5	11/9	91-107	-16	@ Denver	L	1-4	Stojakovic-26/Abdur-Rahim, Stojakovic-7	Camby-20/Camby-11	12,371
6	11/11	101-85	+16	Denver	W	2-4	Stojakovic-23/Abdur-Rahim, Miller-9	Camby-20/Camby-17	17,317
7	11/13	95-105	-10	New York	L	2-5	Stojakovic-31/Abdur-Rahim-13	Frye-19/Curry-8	17,317
8	11/15	119-83	+36	Utah	W	3-5	Bibby-25/Wells-11	Palacio-19/Whaley-7	17,317
9	11/18	103-82	+21	Milwaukee	W	4-5	Stojakovic-19/Miller-8	Smith-21/Magloire-14	17,317
10	11/20	104-106	-2	@ Seattle	L	4-6	Bibby, Stojakovic-25/Wells-11	Allen-28/Collison-9	16,113
11	11/21	93-96	-3	San Antonio	L	4-7	Bibby-33/Wells-14	Parker-23/Duncan-19	17,317
12	11/23	114-105	+9	New Jersey	W	5-7	Bibby-25/Wells-9	Jackson-21/Jackson-9	17,317
13	11/25	106-104	+2	Toronto	W	6-7	Bibby-25/Wells-9	Bosh-22/Peterson-9	17,317
14	11/29	110-92	+18	Charlotte	W	7-7	Bibby-25/Abdur-Rahim-9	Rush-15/Brezec-12	17,317
15	11/30	106-113	-7	@ Golden State	L	7-8	Wells-23/Thomas, Wells-8	Richardson-33/Foyle-13	19,279
16	12/2	87-98	-11	Miami	L	7-9	Miller-18/Miller-15	Wade-27/Haslem-8	17,317
17	12/4	77-85	-8	Minnesota	L	7-10	Bibby-14/Miller-8	Szczerbiak-18/Garnett-10	17,317
18	12/6	97-102	-5	Cleveland	L	7-11	Abdur-Rahim-25/Wells-12	James-30/Gooden, Ilgauskas-7	17,317
19	12/8	95-106	-11	Houston	L	7-12	Bibby-24/Miller-8	McGrady-28/Yao-9	17,317
20	12/10	123-104	+19	@ Seattle	W	8-12	Wells-31/Wells-8	Allen-24/Evans, Wilkins-6	15,982
21	12/11	110-100	+10	NO/OKC	W	9-12	Abdur-Rahim, Stojakovic, Wells-23/Abdur-Rahim-11	Paul-18/Brown-8	17,317
22	12/13	93-91	+2	@ Minnesota	W	10-12	Wells-20/Wells-7	Szczerbiak-25/Madsen-10	13,989
23	12/14	98-109	-11	@ Detroit	L	10-13	Miller-16/Miller-9	Hamilton-36/B. Wallace-17	22,076
24	12/17	89-90	-1	@ San Antonio	L	10-14	Abdur-Rahim-25/Miller-13	Parker-25/Duncan-14	18,797
25	12/19	103-106*	-3	@ Charlotte	L	10-15	Abdur-Rahim-32/Miller-12	Brezec-26/Okafor-12	14,155
26	12/22	95-105	-10	Dallas	L	10-16	Bibby-22/Abdur-Rahim-8	Nowitzki-37/Howard-13	17,317
27	12/26	92-105	-13	Portland	L	10-17	Stojakovic-19/Miller-12	Randolph-22/Randolph-9	17,317
28	12/27	110-93	+17	@ L.A. Clippers	W	11-17	Bibby-38/Miller-10	Brand-25/Kaman-11	18,151
29	12/30	116-112	+4	Boston	W	12-17	Bibby-33/Miller-10	Davis-33/Jefferson-8	17,317
30	1/3	98-111	-13	Philadelphia	L	12-18	Miller-36/Thomas-14	Iguodala-22/Webber-16	17,317
31	1/6	118-114	+4	L.A. Clippers	W	13-18	Bibby-32/Stojakovic-13	Cassell-28/Brand, Kaman-13	17,317
32	1/8	83-108	-25	Indiana	L	13-19	Thomas-21/Skinner-9	Jackson-31/Foster-10	17,317
33	1/10	85-99	-14	@ Memphis	L	13-20	Bibby-26/Thomas-10	Gasol-27/Miller-10	14,081
34	1/11	88-80	+8	@ Houston	W	14-20	Bibby, Williamson-19/Miller-11	Howard-24/Mutombo-18	12,252
35	1/13	76-90	-14	@ NO/OKC	L	14-21	Miller-18/Thomas-11	West-19/Paul-8	11,343
36	1/15	104-100	+4	Orlando	W	15-21	Bibby-42/Miller-12	Nelson-29/Howard-19	17,317
37	1/17	119-90	+29	Phoenix	W	16-21	Martin-25/Thomas-15	Marion-25/Diaw-10	17,317
38	1/19	118-109*	+8	L.A. Lakers	W	17-21	Bibby-40/Thomas-12	Bryant-51/Ordom-10	17,317
39	1/21	78-83*	-10	@ Orlando	L	17-22	Bibby-17/Miller-11	Turkoglu-22/Howard-15	15,766
40	1/22	99-119	-20	@ Miami	L	17-23	Stojakovic-19/Thomas-10	O'Neal-27/Haslem, O'Neal, Wade-6	20,071
41	1/24	103-109	-6	@ Philadelphia	L	17-24	Bibby-44/Thomas-13	Iverson-41/Dalembert, Webber-13	13,451
42	1/25	106-102*	+4	@ New York	W	18-24	Bibby-35/Miller-15	Marbury-22/Taylor-12	18,106
43	1/27	74-84	-10	@ Boston	L	18-25	Miller-22/Thomas-12	Pierce-18/Perkins-11	18,624
44	1/29	123-124*	-1	@ Toronto	L	18-26	Bibby-42/Thomas-11	Peterson-23/Peterson-10	16,573
45	1/31	98-91	+7	Denver	W	19-26	Martin-25/Wells-14	Anthony-24/Camby-13	17,317
46	2/3	79-89	-10	@ Utah	L	19-27	Artest-20/Wells-10	Kirilenko-24/Kirilenko-11	19,113
47	2/5	96-78	+18	Utah	W	20-27	Bibby-23/Thomas-9	Okur-25/Kirilenko, Okur-8	17,317
48	2/7	104-96	+8	Memphis	W	21-27	Martin, Miller-22/Miller-10	Jackson-24/Battier-10	17,317
49	2/9	98-80	+18	Chicago	W	22-27	Martin-23/Martin-8	Nocioni, Song-14/Chandler-16	17,317
50	2/10	104-112	-8	@ Phoenix	L	22-28	Artest-28/Thomas-11	Nash-24/Thomas-9	18,422
51	2/12	109-84	+25	Atlanta	W	23-28	Artest, Martin-20/Thomas-10	Childress, Johnson-13/Batista, Pachulia-6	17,317
52	2/14	105-101*	+4	@ Chicago	W	24-28	Bibby-31/Artest-14	Gordon-30/Chandler-15	19,591
53	2/15	78-84	-6	@ Memphis	L	24-29	Martin-14/Thomas-12	Gasol-24/Wright-9	14,541
54	2/21	102-77	+25	Golden State	W	25-29	Miller-17/Thomas-13	Pietrus-16/Biedrins-8	17,317
55	2/23	85-106	-21	@ L.A. Lakers	L	25-30	Bibby-25/Thomas-13	Bryant-36/George-9	18,997
56	2/27	115-91	+24	Portland	W	26-30	Martin-25/Thomas-11	Skinner-17/Khryapa, Skinner-7	17,317
57	3/1	97-90	+7	@ Cleveland	W	27-30	Thomas-22/Thomas-10	James, Ilgauskas, Murray-19/James-7	17,363
58	3/3	102-93	+9	@ Atlanta	W	28-30	Miller-24/Miller-10	Harrington-23/Harrington-10	15,200
59	3/5	107-117	-10	@ Washington	L	28-31	Artest-30/Thomas-11	Jamison-31/Haywood, Jamison-8	19,612
60	3/6	109-84	+25	@ New Jersey	W	29-31	Bibby-29/Wells-10	Carter-21/Collins-10	15,749
61	3/8	123-116	+7	@ Milwaukee	W	30-31	Bibby-36/Thomas-12	Redd-32/Magloire-7	14,024
62	3/10	105-93	+12	Memphis	W	31-31	Artest-30/Thomas-10	Gasol-26/Gasol-12	17,317
63	3/12	85-80	+5	Dallas	W	32-31	Miller-17/Miller-10	Nowitzki-24/Nowitzki-13	17,317
64	3/14	114-98	+16	L.A. Lakers	W	33-31	Bibby-29/Miller-11	Bryant-30/Brown-8	17,317
65	3/17	93-98	-5	@ Indiana	L	33-32	Bibby-22/Wells-17	Granger-23/Foster-16	18,345
66	3/19	89-95	-6	@ Minnesota	L	33-33	Bibby-35/Thomas-13	Garnett-37/Garnett-10	18,207
67	3/21	105-96	+9	Seattle	W	34-33	Artest-34/Miller-14	Allen-23/Wilcox-19	17,317
68	3/22	80-87	-7	@ L.A. Lakers	L	34-34	Artest-18/Artest, Miller-10	Bryant-28/Brown-12	18,997
69	3/25	91-89	+2	@ Utah	W	35-34	Bibby-24/Thomas, Wells-8	Boozer-19/Boozer-16	17,867
70	3/26	83-90	-7	Golden State	L	35-35	Abdur-Rahim-24/Thomas-11	Foyle-18/Murphy-13	17,317
71	3/28	84-97	-13	Washington	L	35-36	Bibby-20/Thomas-9	Butler-23/Butler-9	17,317
72	3/29	106-90	+16	@ Portland	W	36-36	Miller-24/Thomas-8	Khryapa-18/Przybilla-12	15,167
73	3/31	96-93	+3	@ Golden State	W	37-36	Wells-22/Thomas, Wells-9	Dunleavy-24/Murphy-12	20,011
74	4/2	106-96	+10	L.A. Clippers	W	38-36	Artest-26/Miller-9	Cassell, Kaman-20/Brand-13	17,317
75	4/4	101-127	-26	@ Dallas	L	38-37	Wells-30/Wells-7	Nowitzki-29/Dampier, Howard-8	20,128
76	4/5	97-87	+10	@ San Antonio	W	39-37	Bibby-31/Thomas-10	Parker-16/Mohammed-9	18,797
77	4/7	96-93	+3	@ L.A. Clippers	W	40-37	Bibby-30/Wells-10	Mobley-19/Kaman-15	18,735
78	4/9	86-77	+9	Houston	W	41-37	Miller-30/Wells-12	Howard-22/Yao-12	17,317
79	4/11	110-123	-13	Phoenix	L	41-38	Artest, Bibby, Miller-23/Miller-10	Bell-25/Marion-8	17,317
80	4/15	100-82	+18	@ Denver	W	42-38	Bibby-23/Thomas-13	Patterson-20/Camby-17	18,209
81	4/16	96-79	+17	NO/OKC	W	43-38	Bibby-23/Thomas-9	Paul-12/Bass-7	17,317
82	4/18	111-105	+6	Seattle	W	44-38	Wells-23/Thomas-18	Allen-26/Collison-11	17,317

* = OT

2006-07 SACRAMENTO KINGS



Front row — from left to right, Head Coach Eric Musselman, Francisco Garcia, Ron Artest, Brad Miller, Shareef Abdur-Rahim, Corliss Williamson, Assistant Coach T.R. Dunn, Assistant Coach Scott Brooks. **Middle row — from left to right,** Assistant Coach Mark Hughes, Team Video Coordinator Bubba Burrage, Assistant Coach Jason Hamm, Assistant Coach Brendan O'Connor, Ronnie Price, Quincy Douby, Mike Bibby, John Salmons, Strength & Conditioning Coach Daniel Shapiro, Athletic Trainer Pete Youngman, President of Basketball Operations Geoff Petrie, Vice President of Basketball Operations Wayne Cooper. **Back row -- from left to right,** Justin Williams, Kevin Martin, Vitaly Potapenko. **Not pictured:** Kenny Thomas

FINAL STATISTICS

PLAYER	G.	MIN.	FGM	FGA	PCT.	FTM	FTA	PCT.	OFF.	DEF.	TOT.	AST.	PF	DQ	STL.	TO	BLK.	PTS.	AVG.
Kevin Martin	80	2818	505	1067	.473	481	570	.844	69	273	342	173	181	1	98	135	11	1618	20.2
Ron Artest	70	2641	458	1040	.440	307	415	.740	102	352	454	235	205	1	149	146	43	1316	18.8
Mike Bibby	82	2784	471	1166	.404	288	347	.830	39	224	263	388	139	0	88	197	6	1403	17.1
Shareef Abdur-Rahim	80	2015	310	654	.474	170	234	.726	122	276	398	109	243	3	53	116	40	793	9.9
Corliss Williamson	68	1337	236	463	.510	148	207	.715	63	158	221	39	183	1	29	97	15	620	9.1
Brad Miller	63	1783	224	494	.453	115	149	.772	79	322	401	224	155	0	38	108	39	568	9.0
John Salmons	79	2135	236	517	.456	159	204	.779	47	217	264	254	177	2	73	119	27	671	8.5
Francisco Garcia	79	1410	163	380	.429	95	114	.833	53	152	205	87	190	2	45	70	43	474	6.0
Kenny Thomas	62	1412	146	303	.482	39	76	.513	134	243	377	76	141	2	43	90	16	331	5.3
Justin Williams	26	333	54	88	.614	23	63	.365	51	64	115	2	51	0	5	15	16	131	5.0
Ronnie Price	58	563	67	172	.390	37	55	.673	15	56	71	48	64	0	28	33	4	192	3.3
Jason Hart*	13	100	15	30	.500	10	11	.909	2	13	15	10	23	2	3	4	0	43	3.3
Quincy Douby	42	359	48	126	.381	11	15	.733	11	26	37	15	21	0	15	15	4	119	2.8
Maurice Taylor*	12	103	8	28	.286	8	13	.615	10	18	28	5	16	0	4	6	1	24	2.0
Vitaly Potapenko	3	13	0	4	.000	0	0	---	0	2	2	0	3	0	0	2	0	0	0.0
Kings	82	19805	2941	6532	.450	1891	2473	.765	797	2396	3193	1665	1792	14	671	1194	265	8303	101.3
Opponents	82	19805	3147	6671	.472	1600	2115	.757	907	2648	3555	1840	1990	16	572	1335	405	8451	103.1

3-Pt. FG: Sacramento Kings 530-1513 (.350); Bibby 173-481 (.360); Martin 127-333 (.381); Artest 93-260 (.358); Garcia 53-149 (.356); Salmons 40-112 (.357); Price 21-65 (.323); Douby 12-50 (.240); Miller 5-33 (.152); Abdur-Rahim 3-20 (.150); Hart 3-6 (.500); Williamson 0-2; Thomas 0-1; Williams 0-1. Opponents 557-1524 (.365).

* Did not finish season with team

TEAM NOTES

- Kings finished fifth in the Pacific Division, compiling a 33-49 regular season record. Sacramento's eight consecutive seasons of advancing to the playoffs ended.
- Sacramento led the league in free throw attempts per game (30.2) and free throws attempted (2,473). The Kings were also ranked third in the NBA in steals per game (8.18 spg), fourth in forcing turnovers (16.3 tpg) and fifth in points off turnovers (18.7 ppg).
- Kevin Martin finished second in the voting for the NBA's Most Improved Player behind Golden State's Monta Ellis. Martin led the Kings in scoring (20.2 ppg), field goals made (505), three-point percentage (.481), free throws made (481) and attempted (570). His 481 free throws made set a new Sacramento era record for most free throws made in a single season and his 570 attempts is second-best in the Sacramento era. Martin made 18 free throws at Indiana on 2/25/07, setting a new Sacramento era record for most free throws made in a game.
- Mike Bibby dished out his 4,000th career assist on 1/20/07 at Detroit, becoming the 61st player in the NBA to record 10,000 points and 4,000 assists in a career. Bibby set a new franchise record with nine three-pointers on 3/25/07 vs. Phoenix.

2006-07 GAME-BY-GAME

G	DATE	SCORE	+/-	OPPONENT	W/L	REC	KINGS HI. SCORER/REBOUNDER	OPP. HI. SCORER/REBOUNDER	ATT
1	11/1	83-92	-9	@ Minnesota	L	0-1	Martin-23/Artest-12	Garnett-24/Garnett-12	19,356
2	11/3	89-88	+1	@ Chicago	W	1-1	Martin-30/Artest-13	Deng-29/Wallace-13	22,454
3	11/4	91-104	-13	@ Milwaukee	L	1-2	Salmons-18/Thomas-7	Redd-26/Bogut-8	18,717
4	11/6	93-81	+12	Minnesota	W	2-2	Artest-22/Thomas-11	James-23/Blount,Garnett-10	17,317
5	11/8	99-86	+13	Detroit	W	3-2	Martin-30/Thomas-15	Billups-25/Wallace-15	17,317
6	11/12	107-92	+15	Toronto	W	4-2	Martin-26/Artest-10	Bosh-19/Bosh-7	17,317
7	11/15	115-111	+4	Memphis	W	5-2	Bibby-32/Abdur-Rahim-13	Atkins-27/Miller,Roberts-8	17,317
8	11/16	105-117	-12	@ Golden State	L	5-3	Martin-26/Artest-12	Davis-36/Biedrins-16	17,821
9	11/19	99-108	-9	San Antonio	L	5-4	Artest-22/Abdur-Rahim-12	Duncan-35/Duncan-14	17,317
10	11/22	101-110	-9	Utah	L	5-5	Martin-24/Martin,Abdur-Rahim-8	Boozer-32/Boozer-13	17,317
11	11/24	109-100	+9	@ Seattle	W	6-5	Martin-35/Thomas-14	Lewis-26/Wilcox-13	16,757
12	11/25	105-85	+20	Portland	W	7-5	Martin-27/Thomas-9	Randolph-24/Randolph-8	17,317
13	11/28	93-80	+13	L.A. Clippers	W	8-5	Artest-28/Thomas-9	Livingston-20/Brand-18	17,317
14	12/1	90-109	-19	@ Dallas	L	8-6	Artest-15/Price,Artest-5	Howard-24/Diop,Nowitzki-10	20,277
15	12/2	98-100	-2	@ San Antonio	L	8-7	Martin-30/Miller-10	Bowen-23/Duncan-11	18,797
16	12/4	89-92	-3	Orlando	L	8-8	Bibby-19/Thomas-14	Howard-18/Howard-16	17,317
17	12/5	102-127	-25	@ Phoenix	L	8-9	Bibby-21/Miller-9	Barbosa-26/Stoudemire-13	18,422
18	12/7	91-93*	-2	Miami	L	8-10	Bibby-20/Thomas-12	Wade-32/Haslem-14	17,317
19	12/10	117-92	+25	Atlanta	W	9-10	Miller-19/Artest-8	Stoudemire-26/Smith-9	17,317
20	12/12	113-126	-13	@ Golden State	L	9-11	Martin-32/Abdur-Rahim,Artest-9	Barnes-32/Biedrins-14	17,574
21	12/15	98-97	+1	@ Utah	W	10-11	Abdur-Rahim-21/Bibby,Abdur-Rahim-8	Okur-17/Boozer,Kirilenko-11	19,911
22	12/16	98-105	-7	Phoenix	L	10-12	Martin-23/Thomas-13	Stoudemire-20/Stoudemire-9	17,317
23	12/18	91-109	-18	Dallas	L	10-13	Miller-19/Thomas-15	Nowitzki-29/Nowitzki-13	17,317
24	12/21	119-126	-7	Washington	L	10-14	Martin-40/Miller-9	Jamison-33/Haywood-14	17,317
25	12/22	101-96	+5	@ Denver	W	11-14	Miller,Salmons-21/Miller-14	Boykins-25/Nene-15	18,022
26	12/27	101-76	+25	Philadelphia	W	12-14	Bibby-21/Thomas-9	Iguodala-15/Dalembert-8	17,317
27	12/29	93-102	-9	@ L.A. Clippers	L	12-15	Bibby-26/Miller,Salmons-6	Brand-22/Kaman-8	18,505
28	12/30	119-96	+23	Golden State	W	13-15	Martin-25/Abdur-Rahim-8	McLeod,Barnes-17/Dunleavy,Murphy-8	17,317
29	1/2	112-100	+12	New York	W	14-15	Artest-39/Thomas-9	Crawford-28/Lee-15	17,317
30	1/4	128-132*	-4	L.A. Lakers	L	14-16	Bibby-38/Thomas-8	Bryant-42/Bynum-11	17,317
31	1/6	105-110*	-5	Portland	L	14-17	Bibby-28/Abdur-Rahim-7	Randolph-32/Randolph-15	17,317
32	1/9	98-108	-10	Cleveland	L	14-18	Bibby-26/Martin-11	James-34/Gooden-11	17,317
33	1/12	87-95	-8	@ Portland	L	14-19	Martin-17/Martin-7	Randolph-23/Randolph-12	14,762
34	1/13	111-115*	-4	Houston	L	14-20	Artest-34/Williamson-12	McGrady-37/Mutombo-18	17,317
35	1/15	97-102	-5	@ New York	L	14-21	Martin-30/Taylor-7	Marbury-25/Lee-12	19,207
36	1/17	85-101	-16	@ Toronto	L	14-22	Bibby-21/Martin,Salmons,Abdur-Rahim-6	Peterson-22/Bosh-9	15,175
37	1/19	96-91	+5	@ Boston	W	15-22	Martin-27/Artest-11	West-25/Jefferson-11	16,019
38	1/20	74-91	-17	@ Detroit	L	15-23	Williamson-17/Miller-10	Hamilton-19/Webber-10	22,076
39	1/22	88-87	+1	New Jersey	W	16-23	Artest-21/Miller-10	Moore-22/Kidd-10	17,317
40	1/24	114-106	+8	Milwaukee	W	17-23	Artest-36/Thomas-9	Boykins-36/Patterson-12	17,317
41	1/26	84-88	-4	@ NO/OKC	L	17-24	Bibby,Martin-21/Artest-12	Mason-24/Chandler-12	16,607
42	1/27	104-106	-2	@ Dallas	L	17-25	Artest-25/Miller-10	Nowitzki-32/Nowitzki-11	20,487
43	1/29	117-124	-7	@ Memphis	L	17-26	Bibby-23/Miller,Thomas-5	Gasol-34/Roberts-14	12,396
44	1/31	100-98	+2	@ Minnesota	W	18-26	Martin-28/Thomas-11	Davis-24/Garnett-10	14,607
45	2/3	94-87	+7	Denver	W	19-26	Martin-28/Artest-11	Anthony-20/Camby-15	17,317
46	2/5	105-99	+6	NO/Okla. City	W	20-26	Artest-21/Williamson-8	Paul-24/Chandler-13	17,317
47	2/8	86-77	+9	Chicago	W	21-26	Martin-29/Miller-12	Deng-20/Wallace-13	17,317
48	2/10	114-93	+21	@ Seattle	W	22-26	Martin-26/Thomas-8	Allen-29/Wilcox-11	17,072
49	2/11	103-114	-11	Seattle	L	22-27	Martin-24/Artest-12	Allen,Wilcox-25/Lewis-10	17,317
50	2/13	104-109*	-5	@ Houston	L	22-28	Artest-39/Thomas-9	McGrady-28/Hayes-14	13,185
51	2/14	93-110	-17	@ NO/OKC	L	22-29	Artest-18/Garcia,Abdur-Rahim,Artest-5	Mason-18/Chandler-15	16,753
52	2/20	104-101	+3	Boston	W	23-29	Martin-22/Artest,Miller-8	Pierce-26/Jefferson-15	17,317
53	2/22	106-109	-3	@ Washington	L	23-30	Artest-32/Miller-13	Arenas-43/Arenas,Haywood-7	15,508
54	2/23	96-109	-13	@ New Jersey	L	23-31	Artest-33/Abdur-Rahim-10	Carter-26/Kidd-13	18,902
55	2/25	110-93	+17	@ Indiana	W	24-31	Martin-35/Abdur-Rahim-8	O'Neal-19/Murphy-11	12,258
56	2/26	82-89	-7	@ Philadelphia	L	24-32	Martin-23/Miller-10	Iguodala-22/Dalembert-17	11,034
57	2/28	135-120	+15	Charlotte	W	25-32	Martin-36/Martin,Miller,Salmons-5	Wallace-31/Wallace-6	17,317
58	3/2	116-108	+8	@ L.A. Lakers	W	26-32	Bibby-33/Ab.-Rah.,Miller-5	Bryant-30/Odom-13	18,997
59	3/3	104-96	+8	@ Portland	W	27-32	Martin-33/Artest-9	Randolph-24/Randolph-12	19,980
60	3/6	102-98	+3	Indiana	W	28-32	Martin-27/Martin,Miller-7	Dunleavy-24/O'Neal-12	17,317
61	3/8	93-100	-7	San Antonio	L	28-33	Martin-26/Martin-12	Ginobili-31/Duncan-13	17,317
62	3/11	101-113	-12	Denver	L	28-34	Bibby-34/Artest-8	Anthony-29/Camby-10	17,317
63	3/13	100-124	-24	@ Cleveland	L	28-35	Artest-19/Miller,Williamson-6	Hughes,Pavlovic-25/Goodeen,Ilgaskas-10	20,562
64	3/14	108-111	-3	@ Charlotte	L	28-36	Martin-26/Martin,Miller-7	Carroll-22/Voskuhl-13	12,848
65	3/16	97-103	-6	@ Miami	L	28-37	Artest-32/Artest-11	O'Neal-23/Posey-11	19,600
66	3/17	95-83	+12	@ Orlando	W	29-37	Martin-20/Miller-12	Nelson-23/Howard-12	17,361
67	3/19	76-99	-23	@ Atlanta	L	29-38	Williamson-14/Garcia-9	Childress-25/Smith-12	13,879
68	3/21	89-95	-6	Minnesota	L	29-39	Bibby-23/Williamson-10	Foye-24/Garnett-18	17,317
69	3/22	100-118	-18	@ Phoenix	L	29-40	Bibby-28/Abdur-Rahim,Garcia,Martin-6	Stoudemire-33/Stoudemire-21	18,422
70	3/25	107-100	+7	Phoenix	W	30-40	Bibby-37/Artest-9	Barbosa-27/Stoudemire-11	17,317
71	3/30	101-105	-4	L.A. Clippers	L	30-41	Artest-29/Miller-9	Mobley-26/Kaman-12	17,317
72	4/1	103-126	-23	@ L.A. Lakers	L	30-42	Artest-26/Miller-7	Evans-21/Brown-7	18,997
73	4/3	93-97	-4	Dallas	L	30-43	Artest-25/Artest-10	Howard-29/George,Howard-8	17,317
74	4/4	115-120	-5	@ Denver	L	30-44	Artest-32/Williams-13	Anthony-31/Nene-12	16,045
75	4/6	107-103	+4	Utah	W	31-44	Martin-21/Artest-10	Okur-24/Millspap,Okur-8	17,317
76	4/8	106-112	-6	Houston	L	31-45	Martin-24/Abdur-Rahim-8	McGrady-40/Hayes,McGrady-8	17,317
77	4/10	112-100	+12	@ Memphis	W	32-45	Bibby-25/Williams-11	D. Jones-20/Gasol-9	11,393
78	4/11	100-109	-9	@ San Antonio	L	32-46	Bibby,Garcia-22/Williams-10	Duncan-26/Duncan-13	18,797
79	4/13	108-125	-17	Golden State	L	32-47	Abdur-Rahim-23/Abdur-Rahim-14	Jackson-26/Biedrins-12	17,317
80	4/15	105-100	+5	@ L.A. Clippers	W	33-47	Garcia-16/Douby,Williams-6	Brand-29/Brand-14	19,060
81	4/16	118-125	-7	NO/Okla. City	L	33-48	Artest-22/Williams-9	West-25/Armstrong-7	17,317
82	4/18	106-117	-11	L.A. Lakers	L	33-49	Bibby-17/Garcia-9	Bryant-34/Odom-13	17,317

* = OT

2007-08 SACRAMENTO KINGS



Front row — from left to right, Head Coach Reggie Theus, Francisco Garcia, Ron Artest, Brad Miller, Mikki Moore, Spencer Hawes, Kevin Martin, President of Basketball Operations Geoff Petrie. Middle row — from left to right, Assistant Coach Chuck Person, Assistant Coach Jason Hamm, Assistant Coach Kenny Natt, John Salmons, Beno Udrih, Quincy Douby, Anthony Johnson, Video Coordinator Todd Purves, Assistant Coach Rex Kalamian, Assistant Coach Randy Brown, Assistant Coach/Advance Scout Bubba Burrage, Vice President of Basketball Operations Wayne Cooper. Back row -- from left to right, Equipment Manager Rob Pimental, Strength & Conditioning Coach Daniel Shapiro, Lorenzen Wright, Kenny Thomas, Shelden Williams, Shareef Abdur-Rahim, Assistant Trainer Manny Romero, Athletic Trainer Pete Youngman.

FINAL STATISTICS

PLAYER	G.	MIN.	FGM	FGA	PCT.	FTM	FTA	PCT.	OFF.	DEF.	TOT.	AST.	PF	DQ	STL.	TO	BLK.	PTS.	AVG.
Kevin Martin	61	2216	417	914	.456	502	578	.869	48	225	273	129	150	1	62	131	5	1443	23.7
Ron Artest	57	2172	436	962	.453	212	295	.719	101	227	328	199	159	1	133	148	38	1168	20.5
Mike Bibby	15	473	78	192	.406	23	31	.742	11	45	56	75	34	0	19	38	2	203	13.5
Brad Miller	72	2513	337	728	.463	262	309	.848	167	514	681	264	247	5	69	164	74	964	13.4
Beno Udrih	65	2080	328	707	.464	125	147	.850	34	183	217	282	138	1	56	148	10	834	12.8
John Salmons	81	2517	381	799	.477	214	260	.823	76	273	349	208	171	0	93	170	31	1015	12.5
Francisco Garcia	79	2096	348	753	.462	162	208	.779	52	212	264	128	232	3	96	128	50	971	12.3
Mikki Moore	82	2385	282	489	.577	134	182	.736	160	334	494	84	310	9	35	110	46	698	8.5
Anthony Johnson (TOT)	69	1530	155	355	.437	35	43	.814	22	115	137	262	115	0	52	84	9	387	5.6
Anthony Johnson (SAC)	27	410	40	88	.455	9	11	.818	5	34	39	60	29	0	10	34	1	104	3.9
Quincy Douby	74	876	132	335	.394	48	52	.923	17	66	83	53	80	0	30	59	12	354	4.8
Spencer Hawes	71	931	146	318	.459	38	58	.655	68	162	230	44	128	1	14	56	40	334	4.7
Shelden Williams (TOT)	64	776	92	212	.434	71	105	.676	68	137	205	19	110	0	22	35	21	255	4.0
Shelden Williams (SAC)	28	362	55	112	.491	36	54	.667	34	64	98	8	50	0	9	21	10	146	5.2
Dahntay Jones	25	206	23	53	.434	34	51	.667	7	28	35	12	28	1	8	10	6	81	3.2
Shareef Abdur-Rahim	6	51	3	14	.214	4	4	1.000	6	4	10	4	9	0	1	1	0	10	1.7
Justin Williams	22	117	12	26	.462	7	22	.318	19	29	48	0	14	0	5	3	5	31	1.4
Kenny Thomas	23	281	16	38	.421	0	5	.000	18	43	61	13	38	0	6	21	1	32	1.4
Darryl Watkins	9	71	5	15	.333	2	5	.400	5	7	12	0	8	0	2	7	2	12	1.3
Orien Greene	7	61	3	11	.273	0	0	---	0	6	6	3	9	0	3	7	1	6	0.9
Lorenzen Wright (TOT)	18	161	6	21	.286	3	6	.500	8	30	38	4	31	0	3	4	3	15	0.8
Lorenzen Wright (SAC)	5	13	1	4	.250	0	0	---	1	0	1	1	5	0	0	2	0	2	0.4
KINGS	82	19830	3043	6558	.464	1812	2272	.798	829	2456	3285	1567	1839	22	651	1317	334	8408	102.5
OPPONENTS	82	19830	3137	6732	.466	1722	2287	.753	970	2465	3435	1878	1892	15	661	1250	452	8593	104.8

3-Pt. FG: Sacramento Kings 510-1367 (.373); Garcia 113-289 (.391); Martin 107-266 (.402); Artest 84-221 (.380); Udrih 53-137 (.387); Douby 42-122 (.344); Salmons 39-120 (.325); Miller 28-90 (.311); Bibby 24-61 (.393); Johnson 15-30 (.500) SAC, 42-93 (.452) TOT; Hawes 4-21 (.190); Jones 1-6 (.167); S. Williams 0-1 SAC, 0-2 TOT; Greene 0-1. Opponents 597-1600 (.373).

* Did not finish season with team

TEAM NOTES

- Kings finished fourth in the Pacific Division, compiling a 38-44 regular season record.
- Sacramento ranked third in the league in free throw percentage (.798) and seventh in steals per game (7.94 spg). Kevin Martin led the team in scoring (23.7 ppg) and placed sixth in the NBA. Ron Artest finished second in the league in steals for the second straight season (2.33 spg).
- Martin established a new single-season record for most free throws made in a season (502), eclipsing the mark he set in 2006-07 (481). He also made 16 straight free throws in the game against Memphis (3/26/08). Versus Minnesota (3/7/08), Martin scored a career-high 48 points, going 22-of-24 from the free throw line, setting new ARCO Arena and Sacramento-era records for free throws made and attempted.

2007-08 GAME-BY-GAME

G	DATE	SCORE	+/-	OPPONENT	W/L	REC	KINGS HI. SCORER/REBOUNDER	OPP. HI. SCORER/REBOUNDER	ATT
1	10/31	90-104	-14	@New Orleans	L	0-1	Martin-26/Garcia-6	Paul-22/Chandler-13	15,188
2	11/2	80-96	-16	@San Antonio	L	0-2	Martin-22/Salmons-9	Duncan,Parker-15/Duncan,Oberto-10	17,072
3	11/3	102-123	-21	@Dallas	L	0-3	Martin-28/Martin-6	Jo. Howard-27/Diop-8	20,343
4	11/6	104-98	+6	Seattle	W	1-3	Martin-31/Miller-11	Szczerbiak-32/Wilcox-10	14,908
5	11/9	91-93	-2	Cleveland	L	1-4	Martin-32/Miller-10	James-26/Ilgaukas-15	15,293
6	11/10	100-93	+7	Minnesota	W	2-4	Martin-29/Miller-16	Jefferson-17/Jefferson-12	13,170
7	11/12	93-117	-24	@Utah	L	2-5	Salmons-22/Moore-9	Boozer-32/Boozer-10	19,911
8	11/14	103-108	-5	@Minnesota	L	2-6	Martin-22/Miller-8	McCants-33/Jaric-8	11,656
9	11/16	123-118**	+5	New York	W	3-6	Martin-43/Miller-11	Curry-27/Lee-16	12,549
10	11/18	105-95	+10	Detroit	W	4-6	Udrih-23/Miller,Moore-9	Prince-19/Wallace-12	12,978
11	11/20	98-100	-2	Phoenix	L	4-7	Artest-33/Artest-12	Stoudemire-26/Marion,Stoudemire-13	13,592
12	11/21	111-127	-16	@Phoenix	L	4-8	Garcia-31/Salmons,J.Williams-10	Marion-25/Stoudemire,Diaw-6	18,422
13	11/23	84-87	-3	@Portland	L	4-9	Martin-21/Artest-11	Aldridge-28/Aldridge-12	19,980
14	11/26	112-99	+13	San Antonio	W	5-9	Udrih-27/Miller-10	Duncan-15/Parker-7	12,587
15	11/28	96-103	-7	Golden State	L	5-10	Martin-28/Miller-18	Ellis-22/Barnes-9	13,652
16	12/1	107-99	+8	Houston	W	6-10	Martin,Artest-26/Hawes-10	McGrady-40/Yao-11	15,081
17	12/4	117-107	+10	Utah	W	7-10	Martin-25/Miller-11	Williams-30/Boozer-11	12,688
18	12/7	87-97	-10	L.A. Clippers	L	7-11	Artest-21/Salmons-10	Kaman-26/Kaman-12	13,094
19	12/8	97-101	-4	@Denver	L	7-12	Salmons-25/Moore-13	Iverson-23/Camby-13	15,493
20	12/10	96-93	+3	Milwaukee	W	8-12	Salmons-22/Miller-10	Redd-24/Bogut-9	12,449
21	12/12	78-90	-12	@Boston	L	8-13	Artest,Udrih-16/Moore-8	Pierce-26/Davis-9	18,624
22	12/14	109-99	+10	@Philadelphia	W	9-13	Miller-25/Miller-10	Miller-24/Dalembert-9	10,856
23	12/15	79-92	-12	@Washington	L	9-14	Miller-21/Moore-10	Stevenson-19/Haywood-11	20,173
24	12/18	106-101	+5	@New Jersey	W	10-14	Salmons-31/Miller-10	Jefferson-36/Kidd-10	11,902
25	12/19	102-89	+13	@Milwaukee	W	11-14	Artest-26/Miller-9	Redd-27/Yi-12	13,746
26	12/23	105-106	-1	Denver	L	11-15	Artest-24/Artest-9	Anthony-30/Camby-14	15,055
27	12/26	69-89	-20	Boston	L	11-16	Artest-15/Miller-11	R. Allen-17/Garnett-10	17,317
28	12/28	80-92	-12	Philadelphia	L	11-17	Salmons-22/Miller-12	Dalembert-19/Dalembert-12	13,897
29	12/30	102-117	-15	Phoenix	L	11-18	Garcia-30/Moore-12	Stoudemire-31/Stoudemire-17	15,962
30	1/2	107-97	+10	@New York	W	12-18	Salmons-32/Miller-16	Curry-24/Lee-12	19,763
31	1/4	93-97	-4	@Cleveland	L	12-19	Salmons-22/Moore-11	James-24/Ilgaukas-15	20,562
32	1/5	93-94	-1	@Chicago	L	12-20	Miller-22/Miller-13	Nocioni-26/Wallace-11	21,908
33	1/8	104-100	+4	Orlando	W	13-20	Salmons-21/Moore-12	Howard-29/Howard-15	12,831
34	1/10	116-113	+3	Memphis	W	14-20	Salmons-28/Salmons-11	Gay-31/Gay,Milicic,Warrick-7	12,493
35	1/12	105-111	-6	Indiana	L	14-21	Martin-25/Miller-15	Dunleavy-23/O'Neal-7	14,047
36	1/14	122-120	+2	Dallas	W	15-21	Martin-39/Miller-9	Harris,Terry-25/Dampier-10	14,077
37	1/16	91-116	-25	@Toronto	L	15-22	Martin-22/Miller-7	Bosh-31/Bosh-9	17,760
38	1/18	100-93	+7	@Detroit	W	16-22	Martin-24/Miller-9	Billups-28/McDyess-11	22,076
39	1/19	110-104	+6	@Indiana	W	17-22	Moore-22/Miller-16	Granger-26/Foster-11	14,015
40	1/22	128-94	+34	New Jersey	W	18-22	Artest-27/Martin,Miller-7	Carter-21/Nachbar-5	13,232
41	1/23	85-111	-26	@L.A. Clippers	L	18-23	Bibby-16/Miller-12	Thornton-23/Kaman-21	15,513
42	1/25	113-127	-14	@Utah	L	18-24	Martin-32/Artest-8	Boozer-33/Boozer-10	19,911
43	1/27	103-101	+2	@Seattle	W	19-24	Martin-26/Miller-12	Durant-19/Thomas-10	13,409
44	1/30	105-91	+14	Charlotte	W	20-24	Martin,Miller-22/Miller-21	Wallace-25/Okafor-15	12,627
45	2/1	112-103	+9	New Orleans	W	21-24	Artest-24/Miller-14	Stojakovic-25/Chandler,Stojakovic-9	14,245
46	2/2	105-101	+4	Chicago	W	22-24	Artest-28/Miller-20	Gordon-33/Wallace-9	15,526
47	2/6	92-105	-13	Seattle	L	22-25	Artest-20/Moore-9	Watson-23/Watson,Wilcox-10	13,136
48	2/8	117-104	+13	Utah	W	23-25	Martin-27/Miller,Artest-8	Boozer-23/Boozer-12	14,865
49	2/9	102-105	-3	@Golden State	L	23-26	Bibby-24/Miller,Artest-13	Ellis-34/Ellis,Davis,Biedrins-9	20,018
50	2/12	94-107	-13	@Memphis	L	23-27	Martin-33/Miller-13	Warrick-24/Warrick-13	10,161
51	2/13	87-89	-2	@Houston	L	23-28	Artest-30/J. Williams-12	Yao-25/Yao-14	16,115
52	2/19	105-94	+11	@Portland	W	24-28	Artest-24/Moore-9	Outlaw-23/Przybilla-9	19,980
53	2/20	119-107	+12	Atlanta	W	25-28	Artest-29/Miller-13	Childress-18/Horford-12	13,641
54	2/22	116-115*	+1	@Charlotte	W	26-28	Garcia-23/Miller-14	Richardson-29/Okafor-7	16,842
55	2/24	93-112	-19	@Orlando	L	26-29	Artest-23/Martin-10	Howard-26/Howard-10	17,519
56	2/26	86-107	-21	@Miami	L	26-30	Hawes-16/Moore-9	Marion-24/Blount-9	19,243
57	2/27	117-123	-6	@Atlanta	L	26-31	Miller,Udrih-25/Miller-13	J. Johnson-26/Horford-14	15,661
58	2/29	106-115	-9	@Dallas	L	26-32	Martin,Udrih-25/Moore-12	Nowitzki-34/Dampier-13	20,354
59	3/2	120-109	+11	Miami	W	27-32	Artest-32/Miller-9	Wade-26/Marion-8	15,028
60	3/4	105-117	-12	L.A. Lakers	L	27-33	Martin,Artest-23/Moore-13	Bryant-34/Odom-12	17,317
61	3/5	109-116**	-7	@L.A. Clippers	L	27-34	Udrih-25/Hawes-8	Thornton-27/Kaman,Powell-11	17,030
62	3/7	103-111	-8	Minnesota	L	27-35	Martin-48/Miller-8	McCants-22/Jefferson-13	13,990
63	3/9	114-113	+1	@L.A. Lakers	W	28-35	Udrih-25/Moore-9	Bryant-26/Odom-10	18,997
64	3/13	96-85	+11	Portland	W	29-35	Artest-22/Udrih-8	Roy-21/Przybilla-10	13,333
65	3/15	99-127	-28	@Phoenix	L	29-36	Artest-26/Artest-9	Stoudemire-30/Stoudemire-10	18,422
66	3/16	106-100	+6	Toronto	W	30-36	Martin-32/Miller-11	Kapono-26/Nesterovic-8	13,963
67	3/18	122-105	+17	Golden State	W	31-36	Martin-34/Miller-13	Davis-24/Biedrins,Azubuike-8	16,245
68	3/21	89-102	-13	@San Antonio	L	31-37	Artest-23/Moore-9	Duncan-21/Duncan-13	18,797
69	3/22	111-117	-6	@Memphis	L	31-38	Martin-29/Hawes-12	Gay-24/Milicic-10	11,151
70	3/24	100-108	-8	@Houston	L	31-39	Martin-18/Miller-7	Alston-28/Mutombo-9	18,241
71	3/26	107-106*	+1	Memphis	W	32-39	Martin-36/Miller-17	Warrick-26/Milicic,Crittenton-9	13,433
72	3/28	108-114	-6	Washington	L	32-40	Artest-28/Miller-8	Jamison-25/Jamison-12	14,061
73	3/30	120-107	+13	@Seattle	W	33-40	Martin-31/Artest-12	Durant-25/Collison-8	10,862
74	4/1	99-98	+1	Houston	W	34-40	Artest-30/Miller-7	McGrady-32/Battier-9	14,169
75	4/3	110-98	+12	L.A. Clippers	W	35-40	Martin-26/Miller-10	Maggette-28/Powell-13	12,707
76	4/5	118-115	+3	@Denver	W	36-40	Martin-36/Moore-10	Anthony-47/Camby-14	18,921
77	4/6	92-114	-22	L.A. Lakers	L	36-41	Martin-22/Hawes-11	Bryant-29/Radmanovic-14	17,317
78	4/8	132-140	-8	@Golden State	L	36-42	Garcia-31/Martin,S.Williams-7	Davis-33/Biedrins-17	20,003
79	4/11	103-86	+17	Portland	W	37-42	Salmons-18/Hawes,Martin,S.Williams-7	Aldridge-24/Aldridge-15	13,327
80	4/12	94-91	+3	New Orleans	W	38-42	Artest-22/Salmons-11	West-30/West-15	14,965
81	4/14	98-101	-3	San Antonio	L	38-43	Salmons-29/Salmons-10	Parker-32/Oberto-8	15,334
82	4/15	101-124	-23	@L.A. Lakers	L	38-44	Douby-32/S. Williams-11	Gasol-22/Odom-12	18,997

* = OT

2008-09 SACRAMENTO KINGS



Front row — from left to right, Head Coach Kenny Natt, Francisco Garica, Kevin Martin, Jason Thompson, Spencer Hawes, Donté Greene, Andres Nocioni. **Middle row — from left to right,** Assistant Coach Shareef Abdur-Rahim, Assistant Coach Jason Hamm, Assistant Coach Rex Kalamian, Video Coordinator Todd Purves, Rashad McCants, Beno Udrih, Bobby Jackson, Will Solomon, Assistant Coach Pete Carril, Assistant Coach Randy Brown, Assistant Coach/Advance Scout Bubba Burrage, Vice President of Basketball Operations Wayne Cooper. **Back row — from left to right,** Equipment Manager Rob Pimental, Strength & Conditioning Coach Daniel Shapiro, Ike Diogu, Cedric Simmons, Kenny Thomas, Calvin Booth, Athletic Trainer Pete Youngman, Assistant Trainer Manny Romero.

FINAL STATISTICS

PLAYER	G.	MIN.	FGM	FGA	PCT.	FTM	FTA	PCT.	OFF.	DEF.	TOT.	AST.	PF	DQ	STL.	TO	BLK.	PTS.	AVG.
Martin	51	1947	341	811	.420	457	527	.867	29	154	183	138	116	0	61	146	8	1254	24.6
Salmons*	53	1980	351	744	.472	191	232	.823	43	178	221	196	122	0	58	122	9	970	18.3
Garcia	65	1975	295	665	.444	146	178	.820	56	162	218	150	196	4	80	112	67	824	12.7
Gooden*	1	26	5	9	.556	2	2	1.000	3	10	13	2	2	0	0	3	0	12	12.0
Miller*	43	1354	184	388	.474	125	156	.801	83	261	344	148	135	0	30	83	24	513	11.9
Nocioni (TOT)	76	1992	299	701	.427	145	183	.792	54	307	361	102	261	5	39	113	33	867	11.4
Nocioni (SAC)	23	713	113	252	.448	45	59	.763	20	119	139	42	85	1	13	40	17	316	13.7
Hawes	77	2259	373	800	.466	90	136	.662	148	401	549	149	249	4	44	160	93	876	11.4
Thompson	82	2303	356	717	.497	198	286	.692	234	372	606	93	314	9	46	146	59	910	11.1
Udrih	73	2270	321	696	.461	123	150	.820	46	174	220	342	192	2	81	158	12	800	11.0
McCants (TOT)	58	1100	192	488	.393	107	141	.759	21	89	110	68	103	0	47	64	14	554	9.6
McCants (SAC)	24	465	87	196	.444	47	60	.783	10	37	47	36	40	0	20	19	8	246	10.3
Jackson	71	1484	193	485	.398	86	101	.851	42	158	200	143	100	0	62	66	4	532	7.5
Brown*	47	675	94	247	.381	26	34	.765	8	28	36	87	74	0	15	47	1	245	5.2
Solomon (TOT)*	53	712	105	245	.429	25	34	.735	12	52	64	133	71	0	27	54	4	263	5.0
Solomon (SAC)*	14	168	26	64	.406	5	10	.500	3	18	21	10	11	0	7	5	0	70	5.0
Douby*	20	227	30	88	.341	14	15	.933	3	22	25	13	23	0	2	6	5	84	4.2
Diogu (TOT)	29	215	39	74	.527	40	53	.755	26	30	56	3	23	0	3	12	3	119	4.1
Diogu (SAC)	10	142	33	55	.600	25	33	.758	14	25	39	3	14	0	2	6	1	92	9.2
Greene	55	725	77	236	.326	29	34	.853	19	67	86	30	68	0	16	37	14	209	3.8
Williams*	30	305	40	89	.449	32	42	.762	25	53	78	8	36	0	12	26	10	112	3.7
Moore*	46	746	63	121	.521	34	42	.810	45	107	152	28	112	1	13	27	14	160	3.5
Booth (TOT)	8	55	5	10	.500	6	8	.750	5	6	11	0	10	0	1	1	2	16	2.0
Booth (SAC)	7	55	5	10	.500	6	8	.750	4	6	10	0	10	0	1	1	2	16	2.3
Simmons (TOT)	1	84	11	25	.440	7	16	.438	5	11	16	2	8	0	1	2	4	29	1.6
Simmons (SAC)	7	23	0	4	.000	1	2	.500	1	3	4	0	2	0	0	2	0	1	0.1
Thomas	8	62	3	8	.375	0	0	---	4	11	15	1	9	0	6	1	1	6	0.8
KINGS	82	19905	2990	6685	.447	1682	2107	.798	840	2366	3206	1619	1910	21	569	1266	349	8248	100.6
OPPONENTS	82	19905	3281	6792	.483	1824	2412	.756	1018	2592	3610	1796	1737	7	704	1178	423	8966	109.3

3-Pt. FG: Sacramento Kings 586-1594 (.368); Martin 115-277 (.415); Garcia 88-221 (.398); Salmons 77-184 (.418); Jackson 60-197 (.305); Nocioni 45-102 (.441) SAC, 124-311 (.399) TOT; Hawes 40-115 (.348); Udrih 35-113 (.310); Brown 31-94 (.330); McCants 25-70 (.357) SAC, 63-189 (.333) TOT; Greene 26-100 (.260); Miller 20-43 (.465); Solomon 13-29 (.448) SAC, 28-86 (.326) TOT; Douby 10-37 (.270); Diogu 1-2 (.500) SAC, 1-2 (.500) TOT; Thompson 0-8; Williams 0-2. Opponents 580-1430 (.406).

* Did not finish season with team

TEAM NOTES

- Kings finished fifth in the Pacific Division, compiling a 17-65 regular season record.
- Sacramento ranked sixth in the league in free throw percentage (.798), matching the Sacramento-era record single-season record set in 2007-08.

- For the third consecutive season, Kevin Martin led the team in scoring (24.6 ppg).

2008-09 GAME-BY-GAME

G	DATE	SCORE	+/-	OPPONENT	W/L	REC	KINGS HI. SCORER/REBOUNDER	OPP. HI. SCORER/REBOUNDER	ATT
1	10/29	96-98	-2	@Minnesota	L	0-1	Salmons-24/Hawes-14	Jefferson-21/Jefferson-10	17,820
2	10/31	77-103	-26	@Miami	L	0-2	Douby,Salmons-14/Hawes-11	Wade-20/Marion-10	19,600
3	11/1	103-121	-18	@Orlando	L	0-3	Martin-31/Thompson-5	Howard-29/Howard-14	16,704
4	11/3	91-125	-34	@Philadelphia	L	0-4	Thompson-17/Hawes-8	Young-18/Dalembert-6	10,100
5	11/5	100-95	+5	Memphis	W	1-4	Martin-33/Moore-11	Mayo-28/Gay,Gasol,Lowry-6	13,685
6	11/7	121-109	+12	Minnesota	W	2-4	Martin-26/Miller-10	Love-20/Jefferson-9	10,592
7	11/9	115-98	+17	Golden State	W	3-4	Martin-27/Hawes-11	Biedrins-16/Biedrins-18	12,090
8	11/11	92-100	-8	Detroit	L	3-5	Hawes-19/Thompson-9	Iverson-30/Prince-11	11,423
9	11/12	103-98	+5	@L.A. Clippers	W	4-5	Udrih-30/Miller,Thompson-11	Thornton-20/Kaman-6	13,266
10	11/14	95-97*	-2	Phoenix	L	4-6	Salmons-21/Miller-11	O'Neal-29/O'Neal-13	12,810
11	11/16	88-90	-2	San Antonio	L	4-7	Salmons-31/Miller,Moore-8	Finley-21/Duncan-10	11,699
12	11/18	94-109	-15	@Memphis	L	4-8	Salmons-18/Thompson-9	Gay-22/Warrick-10	10,834
13	11/19	105-96	+9	@New Orleans	W	5-8	Salmons-29/Miller-8	West-22/Chandler-10	15,533
14	11/21	96-117	-21	Portland	L	5-9	Thompson-19/Thompson-12	Blake-20/Przybilla-10	12,056
15	11/23	108-118	-10	@L.A. Lakers	L	5-10	Salmons-24/Hawes-8	Bryant-24/Ariza-11	18,997
16	11/24	90-91	-1	@Portland	L	5-11	Salmons-20/Miller,Thompson-6	Roy-28/Przybilla-12	20,467
17	11/26	114-116*	-2	New Jersey	L	5-12	Salmons-38/Miller-13	Carter-25/Lopez,Anderson-8	11,650
18	11/28	94-120	-26	@Utah	L	5-13	Salmons-20/Hawes,Green-6	Okur-20/Okur-12	19,911
19	11/29	78-101	-23	Dallas	L	5-14	Udrih-13/Udrih-9	J. Terry-24/Dampier-13	12,650
20	12/2	94-99	-5	Utah	L	5-15	Martin-22/Miller-9	Korver-15/Millsap,Okur-11	10,798
21	12/6	85-118	-33	Denver	L	5-16	Salmons-22/Thompson-15	Billups-24/Anthony,Nene-7	12,322
22	12/9	113-101	+12	L.A. Lakers	W	6-16	Garcia,Salmons-21/Hawes-9	Bryant-28/Gasol-12	16,068
23	12/12	103-112	-9	@L.A. Lakers	L	6-17	Salmons-26/Thompson-8	Bryant-32/Gasol-11	18,997
24	12/13	90-114	-24	New York	L	6-18	Salmons-14/Thompson-11	Harrington-33/Lee-19	12,155
25	12/15	118-103	+15	Minnesota	W	7-18	Garcia-21/Hawes,Miller-10	Jefferson-22/Love-15	10,593
26	12/16	77-109	-32	@Portland	L	7-19	Salmons-21/Moore-6	Roy-29/Przybilla-14	20,005
27	12/19	96-107	-11	@Houston	L	7-20	Salmons-26/Miller-11	Yao-30/Landry-11	18,271
28	12/20	90-99	-9	@New Orleans	L	7-21	Salmons-26/Thompson-10	Paul-34/Chandler-8	16,869
29	12/22	85-101	-16	@San Antonio	L	7-22	Salmons-22/Garcia,Hawes,Miller,Thompson-6	Parker-18/Thomas-7	18,372
30	12/26	101-107	-6	Toronto	L	7-23	Miller,Salmons-20/Hawes,Miller-8	O'Neal-36/O'Neal-9	12,059
31	12/28	63-108	-45	Boston	L	7-24	Salmons-11/Moore-8	Garnett-21/Perkins-12	16,029
32	12/30	92-90	+2	L.A. Clippers	W	8-24	Martin-20/Miller-13	Gordon-24/Camby-24	11,420
33	1/2	92-98	-6	@Detroit	L	8-25	Miller-25/Miller-16	Stuckey-38/Johson-14	22,076
34	1/3	117-122	-5	@Indiana	L	8-26	Martin-45/Jackson-10	Granger-35/Murphy-13	12,765
35	1/5	90-98	-8	@New Jersey	L	8-27	Martin-36/Thomas-8	Carter-29/Yi-13	12,314
36	1/6	94-99	-5	@Chicago	L	8-28	Martin-29/Miller-12	Gordon-24/Gooden-10	18,060
37	1/9	115-119*	-4	Miami	L	8-29	Salmons-29/Miller-16	Wade-41/Beasley-10	12,587
38	1/11	102-95	+7	Dallas	W	9-29	Martin-21/Hawes-8	J. Terry-33/Nowitzki-8	12,294
39	1/13	107-139	-32	Orlando	L	9-30	Martin-30/Garcia-5	Howard-25/Howard-15	11,168
40	1/14	135-133***	+2	@Golden State	W	10-30	Miller-30/Miller-22	Crawford-35/Biedrins-14	19,122
41	1/16	122-129	-7	Milwaukee	L	10-31	Martin,Salmons-24/Thompson-11	Redd-44/Villanueva-12	11,663
42	1/20	99-118	-19	@Denver	L	10-32	Martin-25/Thompson-11	Kleiza-27/Nene-12	15,164
43	1/21	107-110	-3	Washington	L	10-33	Salmons,Udrih-24/Salmons,Williams,Thompson-5	Jamison-33/McGuire-12	10,821
44	1/24	104-106	-2	@Milwaukee	L	10-34	Martin-20/Miller-13	Jefferson-20/Elson-12	15,379
45	1/25	97-113	-16	@Toronto	L	10-35	Salmons-21/Salmons-7	Bosh-31/O'Neal-10	18,127
46	1/27	110-117	-7	@Cleveland	L	10-36	Martin-35/Martin-7	M. Williams-43/James-15	20,562
47	1/28	100-119	-19	@Boston	L	10-37	Salmons-22/Thompson-11	House-28/Garnett,Allen-8	18,624
48	1/30	88-109	-21	Chicago	L	10-38	Martin-27/Thompson-12	Gordon,Deng-20/Thomas-10	13,356
49	2/1	122-118*	+4	Oklahoma City	W	11-38	Martin-37/Salmons-10	Westbrook-34/Collison-14	10,817
50	2/2	81-129	-48	@Phoenix	L	11-39	Salmons-19/Hawes-9	Stoudemire-25/O'Neal-9	18,422
51	2/6	107-111	-4	Utah	L	11-40	Martin-37/Hawes-8	Williams-34/Okur-11	17,317
52	2/8	113-116	-3	@Okla. City	L	11-41	Udrih-29/Hawes,Martin,Thompson,Udrih-6	Durant-39/Durant,Green,Westbrook-7	18,271
53	2/10	100-118	-18	@Dallas	L	11-42	Martin-18/Jackson-6	Howard,Wright-23/Dampier-16	19,667
54	2/11	82-94	-12	@Houston	L	11-43	Martin-18/Hawes-7	Yao-24/Yao-18	15,626
55	2/18	100-105	-5	Atlanta	L	11-44	Martin-32/Hawes-14	Bibby-29/Horford-18	11,213
56	2/20	115-106	+9	@Memphis	W	12-44	Martin-33/Thompson-9	Mayo-24/Gay,Conley-10	15,036
57	2/21	95-116	-21	@Dallas	L	12-45	Udrih-18/Hawes-9	Howard,Bass-20/Singleton-12	20,223
58	2/23	105-112	-7	New Orleans	L	12-46	Martin-32/Hawes-14	Paul-27/Chandler-10	11,633
59	2/25	91-98	-7	Charlotte	L	12-47	Martin-27/Gooden-13	Wallace-27/Okafor-11	10,439
60	2/27	98-86	+12	L.A. Clippers	W	13-47	Martin-20/Hawes-15	B. Davis,Novak-13/Camby-13	12,846
61	2/28	89-102	-13	@Utah	L	13-48	Martin-19/Thompson-12	Brewer,Okur-26/Millsap-12	19,911
62	3/3	109-117	-8	Indiana	L	13-49	Martin-21/Hawes,Nocioni,Thompson-7	Jack-26/Murphy-10	10,748
63	3/8	114-106	+8	Denver	W	14-49	Martin-26/Hawes,Jackson-8	Anthony-32/Balkman-10	12,678
64	3/10	98-99	-1	Oklahoma City	L	14-50	Hawes-20/Hawes-10	Green,Westbrook-22/Krstic-15	10,784
65	3/13	123-126*	-3	Cleveland	L	14-51	Martin-34/Nocioni-9	James-51/Varejao-12	16,317
66	3/15	104-106	-2	@Washington	L	14-52	Martin-24/Thompson-14	Jamison-30/Jamison-9	15,108
67	3/17	97-119	-22	@Atlanta	L	14-53	Martin-31/Thompson-8	Horford-23/Horford-12	14,226
68	3/18	88-104	-16	@Charlotte	L	14-54	McCants-30/Thompson-11	Wallace-25/Wallace-12	13,594
69	3/20	121-94	+27	@New York	W	15-54	Martin-30/Hawes-13	Robinson-19/Wilcox-9	19,763
70	3/22	100-112	-12	Philadelphia	L	15-55	Garcia-24/Thompson-13	Iguodala-27/Iguodala-7	12,943
71	3/27	95-113	-18	Memphis	L	15-56	Martin-31/Thompson-8	Gasol-27/Gay-9	12,987
72	3/29	126-118	+8	Phoenix	W	16-56	Thompson-21/Hawes-10	Nash-31/Dudley-11	13,623
73	3/31	110-111	-1	New Orleans	L	16-57	Nocioni-23/Udrih-7	West-40/West-9	17,317
74	4/1	141-143*	-2	@Golden State	L	16-58	Martin-50/Thompson-19	Ellis-42/Azubuike,Turiah-13	18,743
75	4/3	111-139	-28	@Phoenix	L	16-59	Garcia-29/Hawes-10	Nash-29/Barnes-11	18,422
76	4/5	100-105	-5	Golden State	L	16-60	Jackson-17/Nocioni-15	Azubuike-30/Azubuike-15	12,975
77	4/7	104-122	-18	L.A. Lakers	L	16-61	Hawes-21/Hawes-15	Gasol-26/Gasol-12	17,317
78	4/9	98-115	-17	Houston	L	16-62	Hawes-22/Hawes-11	Artest-26/Yao-9	12,897
79	4/10	78-109	-31	@L.A. Clippers	L	16-63	Udrih-18/Hawes-13	Skinner-21/Kaman-13	18,232
80	4/12	92-95	-3	San Antonio	L	16-64	Hawes-24/Thompson-11	Parker-25/Thomas-13	13,330
81	4/13	98-118	-20	@Denver	L	16-65	Diogu-32/Diogu-11	Smith-45/Andersen-10	15,823
82	4/15	97-90	+7	@Minnesota	W	17-65	Diogu-28/Diogu-13	Smith-18/Love-10	17,333

* = OT

2009-10 SACRAMENTO KINGS



Front row — from left to right, Head Coach Paul Westphal, Francisco Garcia, Carl Landry, Jason Thompson, Spencer Hawes, Donté Greene, Andres Nocioni, President Geoff Petrie. **Middle row — from left to right,** Assistant Coach Truck Robinson, Assistant Coach Shareef Abdur-Rahim, Assistant Coach Mario Elie, Assistant Vice President of Basketball Operations Mike Petrie, Omri Casspi, Beno Udrih, Tyreke Evans, Dominic McGuire, Assistant Coach Pete Carril, Director of Player Personnel Jerry Reynolds, Assistant Coach Jim Eyen, Assistant Coach Bryan Gates, Advance Scout Bubba Burrage, Vice President of Basketball Operations and General Manager Wayne Cooper. **Back row — from left to right,** Equipment Manager Rob Pimental, Strength & Conditioning Coach Daniel Shapiro, Jon Brockman, Sean May, Ime Udoka, Athletic Trainer Pete Youngman, Assistant Trainer Manny Romero.

FINAL STATISTICS

PLAYER	G.	MIN.	FGM	FGA	PCT.	FTM	FTA	PCT.	OFF.	DEF.	TOT.	AST.	PF	DQ	STL.	TO	BLK.	PTS.	AVG.
Evans	72	2677	36	141	.255	348	465	.748	66	314	380	414	204	2	109	216	26	1450	20.1
Martin	22	774	39	110	.355	127	155	.819	20	74	94	57	51	0	23	35	4	436	19.8
Landry (TOT)	80	2469	1	3	.333	344	427	.806	188	280	468	66	234	2	55	136	63	1343	16.8
Landry (SAC)	28	1054	1	3	.333	109	147	.741	66	116	182	26	88	1	27	50	17	504	18.0
Udrih	79	2477	75	199	.377	118	141	.837	38	181	219	372	166	0	89	136	10	1023	12.9
Thompson	75	2357	1	10	.100	198	277	.715	224	413	637	124	279	7	41	139	73	939	12.5
Casspi	77	1931	75	203	.369	117	174	.672	75	274	349	95	125	0	54	98	17	792	10.3
Hawes	72	1904	26	87	.299	73	106	.689	145	291	436	158	200	1	32	131	83	723	10.0
Greene	76	1630	69	183	.377	90	140	.643	53	181	234	71	150	2	41	93	53	647	8.5
Nocioni	75	1477	96	249	.386	71	99	.717	32	190	222	75	160	1	32	67	26	635	8.5
Garcia	25	575	23	59	.390	15	17	.882	11	55	66	45	49	0	10	21	19	202	8.1
Rodriguez*	39	517	15	42	.357	43	62	.694	15	35	50	121	46	0	29	59	3	234	6.0
Udoka	69	944	26	91	.286	42	57	.737	51	140	191	58	83	0	34	42	6	250	3.6
May	37	331	0	4	.000	21	32	.656	20	50	70	17	46	0	12	19	7	123	3.3
Brockman	52	654	0	0	---	37	62	.597	105	108	213	22	115	0	15	23	5	147	2.8
Mason*	5	66	0	0	---	3	4	.750	4	9	13	2	5	0	1	4	1	13	2.6
Temple*	5	23	0	2	.000	5	5	1.000	1	2	3	2	1	0	1	2	0	11	2.2
Armstrong*	6	56	0	0	---	2	2	1.000	5	9	14	2	5	0	2	4	4	10	1.7
Thomas*	26	313	0	0	---	7	12	.583	35	51	86	15	42	0	10	17	10	41	1.6
Dorsey*	8	52	0	0	---	4	10	.400	5	13	18	0	9	0	1	2	1	12	1.5
McGuire (TOT)	51	307	0	0	---	0	7	.000	23	56	79	11	35	0	5	17	4	38	0.7
McGuire (SAC)	10	67	0	0	---	0	2	.000	6	12	18	3	3	0	1	7	1	8	0.8
KINGS	82	19880	482	1383	.349	1430	1969	.726	977	2518	3495	1679	1827	14	564	1226	366	8200	100.0
OPPONENTS	82	19880	497	1391	.357	1663	2149	.774	909	2538	3447	1683	1650	12	586	1120	468	8558	104.4

3-Pt. FG: Sacramento Kings 482-1383 (.349); Evans 36-141 (.255); Martin 39-110 (.355); Landry 1-3 (.333) SAC, 1-3 (.333) TOT; Udrih 75-199 (.377); Thompson 1-10 (.100); Casspi 75-203 (.369); Hawes 26-87 (.299); Greene 69-183 (.377); Nocioni 96-249 (.386); Garcia 23-59 (.390); Rodriguez 15-42 (.357); Udoka 26-91 (.286); May 0-4 (.000); Temple 0-2. Opponents 497-1391 (.357).

* Did not finish season with team

TEAM NOTES

- Paul Westphal, in his first season as head coach of the Kings, guided Sacramento to a fifth-place finish in the Pacific Division, compiling a 25-57 regular season record.
- Sacramento ranked 10th in the NBA in rebounding (42.6 rpg), and third in offensive rebounding (11.9 orgp).
- The Kings rallied from a third-quarter 35-point deficit to defeat the Bulls, 102-98, at Chicago on December 21, 2009. It was the largest deficit to come back from and win since the Jazz overcame a 36-point deficit to beat the Nuggets on Nov. 27, 1996.
- Rookie Tyreke Evans, selected fourth overall in the 2009 NBA Draft, averaged a team-high 20.1 ppg, 5.3 rpg, a team-leading 5.8 apg, and 1.51 spg and became the first Kings player in the Sacramento era to win the NBA Rookie of the Year award.

2009-10 GAME-BY-GAME

G	DATE	SCORE	+/-	OPPONENT	W/L	REC	KINGS HI. SCORER/REBOUNDER	OPP. HI. SCORER/REBOUNDER	ATT
1	10/28	89-102	-13	@Okla. City	L	0-1	Martin-27/Thompson-9	Durant-25/Durant-11	18,203
2	10/30	92-97	-5	@New Orleans	L	0-2	Evans-22/Thompson-12	Paul-31/Okafor-13	17,306
3	10/31	94-113	-19	@San Antonio	L	0-3	Martin-29/Hawes-10	Parker-24/Blair,Duncan-10	16,966
4	11/2	127-116*	+11	Memphis	W	1-3	Martin-48/Hawes-11	Randolph-30/Gasol,Rndlph-16	17,317
5	11/4	105-113	-8	Atlanta	L	1-4	Martin-29/Thompson-12	Crawford,Johnson-26/Horford,Johnson-8	11,751
6	11/7	104-99	+5	@Utah	W	2-4	Evans-32/Thompson-11	Williams-29/Boozer-17	18,825
7	11/8	120-107	+13	Golden State	W	3-4	Evans-23/Casspi,Thompson-10	Jackson-21/Azubuike-7	10,760
8	11/10	101-98	+3	Okla. City	W	4-4	Thompson-21/Thompson-14	Durant-37/Krstic-8	10,523
9	11/13	109-100	+9	Houston	W	5-4	Thompson-27/Thompson-11	Ariza-28/Scola-9	11,762
10	11/17	87-101	-14	Chicago	L	5-5	Greene-24/Thompson-9	Salmons-23/Noah-14	12,634
11	11/20	102-104	-2	@Dallas	L	5-6	Evans-29/Thompson-8	Nowitzki,Terry-20/Gooden-16	19,871
12	11/21	106-113	-7	@Houston	L	5-7	Hawes-24/Hawes,Nocioni-9	Scola-22/Scola-12	16,202
13	11/23	105-116	-9	@Memphis	L	5-8	Evans-28/Thompson-10	Gay-24/Gay-8	10,109
14	11/25	111-97	+14	New York	W	6-8	Greene-24/Evans-11	Lee,Robinson-25/Lee-12	11,375
15	11/27	109-96	+13	New Jersey	W	7-8	Evans,Udrih-21/Hawes-10	Harris-25/Lopez-11	12,725
16	11/29	112-96	+16	New Orleans	W	8-8	Rodriguez-24/Thompson-14	West-24/Okafor,Brown-9	11,548
17	12/2	110-105	+5	Indiana	W	9-8	Evans-26/Hawes-7	Granger-33/Foster-18	10,021
18	12/5	107-115	-8	@Phoenix	L	9-9	Evans-21/Thomas-18	Nash-32/Stoudemire-21	17,747
19	12/6	102-115	-13	Miami	L	9-10	Evans-30/Thompson-8	Wade-34/Haslem-6	13,186
20	12/8	94-96	-2	@New Orleans	L	9-11	Evans-25/Thompson-9	West-24/Okafor,West-12	13,140
21	12/9	106-118	-12	@San Antonio	L	9-12	Casspi-20/Thompson-9	Jefferson-23/McDyess-9	17,353
22	12/12	120-100	+20	Minnesota	W	10-12	Thompson-23/Thompson-12	Jefferson-26/Love-12	11,333
23	12/15	88-95	-7	@Portland	L	10-13	Evans-19/Thompson-9	Roy,Aldridge-25/Przybylla-10	20,588
24	12/16	112-109	+3	Washington	W	11-13	Evans-26/Thompson-13	Arenas-33/Haywood-14	16,579
25	12/18	96-112	-16	@Minnesota	L	11-14	Casspi-21/Thompson-9	Love,Brewer-20/Love-16	13,144
26	12/19	96-95	+1	@Milwaukee	W	12-14	Evans-24/Thompson-10	Delfino-17/Bogut-13	13,745
27	12/21	102-98	+4	@Chicago	W	13-14	Evans-23/Evans-8	Deng-26/Noah-10	19,631
28	12/23	104-117*	-13	Cleveland	L	13-15	Evans-28/Hawes-12	James-34/James-16	16,407
29	12/26	103-112**	-9	LA Lakers	L	13-16	Udrih-23/Casspi-10	Bryant-38/Odom-15	17,345
30	12/28	106-101	+5	Denver	W	14-16	Nocioni-21/Thompson-11	Anthony-34/Martin-12	14,548
31	12/30	106-116	-10	Philadelphia	L	14-17	Casspi,Greene-21/Thompson-11	Williams-22/Dalembert,Iguodala,Young-7	13,156
32	1/1	108-109	-1	@LA Lakers	L	14-18	Hawes-30/Hawes-11	Bryant-39/Gasol-16	18,997
33	1/2	91-99	-8	Dallas	L	14-19	Casspi-22/Casspi-11	Nowitzki-25/Gooden-10	14,294
34	1/5	109-113	-4	Phoenix	L	14-20	Evans-27/Evans-11	Nash-30/Richardson-9	13,630
35	1/8	101-108	-7	@Golden State	L	14-21	Evans-25/Udoka-14	Ellis-39/Biedrins-9	18,327
36	1/9	102-100	+2	Denver	W	15-21	Evans-27/Brockman-12	Billups-27/Martin-10	14,411
37	1/12	88-109	-21	Orlando	L	15-22	Evans-18/Casspi-11	Howard-30/Howard-16	14,426
38	1/15	86-98	-12	@Philadelphia	L	15-23	Martin,Thompson-19/Thompson-16	Young-20/Dalembert-12	16,767
39	1/16	86-96	-10	@Washington	L	15-24	Martin-23/Hawes-7	Butler-19/Haywood-10	17,242
40	1/18	103-105	-2	@Charlotte	L	15-25	Evans-34/Brockman-14	Wallace-28/Felton-9	13,678
41	1/20	97-108	-11	@Atlanta	L	15-26	Evans-24/Casspi-8	Crawford-20/Smith-9	14,809
42	1/22	84-100	-16	@Orlando	L	15-27	Evans-19/Thompson-10	Howard-19/Howard-15	17,461
43	1/23	84-115	-31	@Miami	L	15-28	Evans-15/Hawes,Thompson-7	Wade-27/Beasley-13	18,521
44	1/26	99-96	+3	Golden State	W	16-28	Udrih-24/Hawes-13	Curry-27/Maggette-12	14,522
45	1/29	94-101	-7	@Utah	L	16-29	Martin-33/Hawes-9	Millsap-32/Millsap-14	19,480
46	1/30	96-103	-7	Charlotte	L	16-30	Martin-31/Thompson-16	Wallace-38/Wallace-11	14,186
47	2/1	109-112*	-3	@Denver	L	16-31	Hawes-23/Brockman-11	Martin-24/Martin-12	15,544
48	2/3	113-115	-2	San Antonio	L	16-32	Evans-32/Evans-7	Hill-23/Duncan-13	12,934
49	2/5	102-114	-12	Phoenix	L	16-33	Greene-31/Casspi-8	Stoudemire-30/Stoudemire-9	14,922
50	2/7	104-115	-11	@Toronto	L	16-34	Martin-24/Hawes-11	Bosh-36/Bosh-11	18,007
51	2/9	118-114*	+4	@New York	W	17-34	Evans-27/Thompson-11	Chandler-35/Lee,Jeffries-10	19,531
52	2/10	103-97	+6	@Detroit	W	18-34	Martin-26/Hawes-11	Prince-23/Wallace-13	14,152
53	2/16	92-95	-3	Boston	L	18-35	Casspi-19/Evans,Thompson-11	Pierce,Wallace-17/Garnett-9	14,439
54	2/17	98-130	-32	@Golden State	L	18-36	Evans,Thompson-17/Thompson-15	Watson-40/Tolliver-8	17,023
55	2/20	89-99	-10	@LA Clippers	L	18-37	Evans-21/Landry-8	Gordon-30/Kaman-16	17,903
56	2/21	88-104	-16	@Phoenix	L	18-38	Landry-18/Thompson-9	Richardson-26/Stoudemire-14	17,369
57	2/23	89-101	-12	Detroit	L	18-39	Evans-28/Thompson-8	Hamilton-30/Stuckey-8	11,557
58	2/26	103-99	+4	Utah	W	19-39	Udrih-25/Hawes-12	Boozer-26/Okur-11	12,938
59	2/28	97-92	+5	LA Clippers	W	20-39	Evans-22/Hawes-9	Kaman-18/Kaman-11	13,071
60	3/2	107-113	-6	@Okla. City	L	20-40	Evans-27/Landry-7	Durant-39/Durant-10	17,677
61	3/3	84-81	+3	@Houston	W	21-40	Landry-22/Hawes,Landry-10	Brooks-22/Scola-18	15,651
62	3/5	100-108	-8	@Dallas	L	21-41	Landry-21/Hawes-9	Nowitzki-31/Nowitzki-12	19,954
63	3/7	102-108	-6	Okla. City	L	21-42	Evans-24/Landry,Thompson-8	Durant-27/Krstic-10	12,081
64	3/9	81-88	-7	@Portland	L	21-43	Evans-18/Hawes-9	Roy-19/Camby,Roy,Howard-8	20,587
65	3/10	113-90	+23	Toronto	W	22-43	Udrih-24/Evans-10	Bargnani-20/Turkoglu-7	13,412
66	3/12	94-110	-16	Portland	L	22-44	Landry-18/Evans-10	Roy-28/Camby-7	12,110
67	3/14	114-100	+14	Minnesota	W	23-44	Evans-29/Evans-9	Jefferson-22/Jefferson-10	10,736
68	3/16	99-106	-7	LA Lakers	L	23-45	Evans-25/Evans-11	Bryant-30/Bynum,Gasol-12	17,361
69	3/19	108-114**	-6	Milwaukee	L	23-46	Udrih-26/Udoka-13	Jennings-35/Bogut-11	12,098
70	3/21	102-89	+13	@LA Clippers	W	24-46	Landry-24/Hawes-10	Gordon-23/Kaman-9	17,233
71	3/22	85-102	-17	Memphis	L	24-47	Landry-23/Udrih-7	Randolph-25/Randolph-12	11,497
72	3/24	79-93	-14	@New Jersey	L	24-48	Udrih-19/Thompson-11	Lopez-26/Lopez-13	10,068
73	3/26	86-94	-8	@Boston	L	24-49	Landry-30/Greene-9	Pierce-22/Garnett-13	18,624
74	3/28	90-97	-7	@Cleveland	L	24-50	Nocioni-21/Thompson-14	James-34/Jamison-9	20,562
75	3/30	95-102	-7	@Indiana	L	24-51	Udrih,Thompson-18/Thompson-11	Granger-33/Murphy-13	13,339
76	3/31	99-108	-9	@Minnesota	L	24-52	Landry-22/Evans,Landry,Thmpsn-7	Jefferson,Brewer-19/Jefferson-12	15,582
77	4/3	87-98	-11	Portland	L	24-53	Udrih-22/Landry-9	Roy-24/Camby-15	12,875
78	4/6	86-95	-9	San Antonio	L	24-54	Evans-22/Evans-9	Jefferson-18/McDyess-11	11,732
79	4/8	116-94	+22	LA Clippers	W	25-54	Evans-28/Thompson-15	Kaman-23/Jordan-10	11,418
80	4/10	108-126	-18	Dallas	L	25-55	Landry-30/Evans-8	Nowitzki-39/Kidd-10	15,247
81	4/12	107-117	-10	Houston	L	25-56	Evans-24/Thompson-10	Martin-39/Hayes,Jeffries-7	14,549
82	4/13	100-106	-6	@LA Lakers	L	25-57	Udrih-21/Thompson-16	Gasol-28/Odom-10	18,997

* = OT

2010-11 SACRAMENTO KINGS



Front row — from left to right, Head Coach Paul Westphal, Francisco Garcia, Omri Casspi, DeMarcus Cousins, Samuel Dalembert, Jason Thompson, Donté Greene, President Geoff Petrie. **Middle row — from left to right,** Assistant Coach Truck Robinson, Assistant Coach Mario Elie, Assistant Coach Otis Hughley, Assistant Coach Jim Eyer, Pooh Jeter, Beno Udrih, Tyreke Evans, Marcus Thornton, Assistant Coach Pete Carril, Director of Player Personnel Jerry Reynolds, Video Coordinator Todd Purves, Advance Scout Bubba Burrage, Vice President of Basketball Operations and General Manager Wayne Cooper. **Back row — from left to right,** Equipment Manager Rob Pimental, Strength & Conditioning Coach Daniel Shapiro, Darnell Jackson, Hassan Whiteside, Jermaine Taylor, Athletic Trainer Pete Youngman, Assistant Trainer Manny Romero.

FINAL STATISTICS

PLAYER	G.	MIN.	FGM	FGA	PCT.	FTM	FTA	PCT.	OFF.	DEF.	TOT.	AST.	PF	DQ	STL.	TO	BLK.	PTS.	AVG.
Tyreke Evans	57	2107	382	933	.409	205	266	.771	46	229	275	319	143	1	85	184	30	1012	17.8
DeMarcus Cousins	81	2310	432	1004	.430	276	402	.687	217	482	699	204	332	10	85	268	68	1143	14.1
Beno Udrih	79	2734	412	824	.500	197	228	.864	41	224	265	386	181	2	94	141	9	1086	13.7
Marcus Thornton (TOT)	73	1776	350	807	.434	145	184	.788	61	197	258	135	110	0	64	93	9	933	12.8
Marcus Thornton (SAC)	27	1030	213	473	.450	95	118	.805	36	91	127	92	60	0	45	56	5	574	21.3
Carl Landry*	53	1406	238	484	.492	155	215	.721	127	126	253	50	125	0	30	82	20	631	11.9
Francisco Garcia	58	1386	207	475	.436	65	76	.855	24	109	133	71	126	0	51	45	49	560	9.7
Jason Thompson	75	1748	271	534	.507	121	200	.605	144	310	454	88	212	1	28	99	44	663	8.8
Omri Casspi	71	1702	225	546	.412	68	101	.673	74	233	307	74	115	0	54	68	13	610	8.6
Samuel Dalembert	80	1938	268	567	.473	108	148	.730	212	445	657	67	225	2	36	132	116	644	8.1
Jermaine Taylor (TOT)	34	482	94	196	.480	21	28	.750	26	36	62	32	39	0	14	46	5	223	6.6
Jermaine Taylor (SAC)	26	406	78	164	.476	16	22	.727	25	28	53	30	35	0	12	40	3	184	7.1
Donté Greene	69	1127	156	386	.404	43	65	.662	49	98	147	48	88	0	36	60	20	400	5.8
Luther Head*	36	586	68	164	.415	39	50	.780	16	44	60	70	43	0	10	32	9	200	5.6
Marquis Daniels (TOT)	49	938	114	232	.491	39	57	.684	24	89	113	64	63	0	39	38	22	271	5.5
Pooh Jeter	62	858	106	259	.409	37	41	.902	9	61	70	162	54	0	29	51	2	255	4.1
Darnell Jackson	59	486	77	158	.487	30	49	.612	49	45	94	14	61	0	12	23	3	187	3.2
Antoine Wright*	7	31	1	8	.125	0	0	---	2	1	3	0	3	0	1	1	0	2	0.3
Hassan Whiteside	1	2	0	0	---	0	0	---	0	0	0	0	2	0	0	0	0	0	0.0
KINGS	82	19855	3134	6979	.449	1455	1981	.734	1071	2526	3597	1675	1805	16	608	1324	391	8151	99.4
OPPONENTS	82	19855	3260	6826	.478	1589	2085	.762	868	2508	3376	1779	1723	9	666	1204	464	8589	104.7

3-Pt. FG: Sacramento Kings 428-1277 (.335); Casspi 92-247 (.372); Garcia 81-224 (.362); Udrih 65-182 (.357); Thornton 53-147 (.361) SAC, 88-240 (.367) TOT; Greene 45-154 (.292); Evans 43-148 (.291); Head 25-64 (.391); Taylor 12-40 (.300) SAC, 14-45 (.311); Jeter 6-30 (.200); Jackson 3-11 (.273); Cousins 3-18 (.167); Dalembert 0-4; Landry 0-3; Thompson 0-3; Dalembert 0-2. Opponents 480-1353 (.355).

* Did not finish season with team

TEAM NOTES

- Kings finished fourth in the Pacific Division, compiling a 24-58 regular season record. For the first time in the Sacramento era and since the 1968-69 season the Kings finished with more wins on the road (13) than at home (11).
- Sacramento was ranked second in offensive rebounds per game (13.1 rpg) and fourth in rebounding overall (43.9 rpg).
- Rookie forward-center DeMarcus Cousins set a new Sacramento-era rookie record for most rebounds in a season (699), surpassing Lionel Simmons' mark of 697, set in 1990-91.
- Marcus Thornton, acquired along with cash considerations from New Orleans in exchange for forward Carl Landry on February 23, averaged 21.3 points (.450 FG%, .361 3pt%, .805 FT%), 4.7 rebounds, 3.4 assists, and 1.67 steals per game in 27 games with the Kings. Thornton scored a career-high 42 points in a March 14th win over the Warriors.

2010-11 GAME-BY-GAME

G	DATE	SCORE	+/-	OPPONENT	W/L	REC	KINGS HI. SCORER/REBOUNDER	OPP. HI. SCORER/REBOUNDER	ATT
1	10/27	117-116	+1	@Minnesota	W	1-0	Garcia, Landry-22/Landry-11	Ridnour-20/Love-10	17,067
2	10/29	100-106	-6	@New Jersey	L	1-1	Garcia, Evans-18/Jackson-6	Lopez-29/Humphries-8	13,482
3	10/30	107-104	+3	@Cleveland	W	2-1	Evans-21/Cousins-10	Sessions-21/Varejao-9	20,562
4	11/1	111-108	+3	Toronto	W	3-1	Evans-23/Dalembert-14	Bargnani-28/Evans-19	17,317
5	11/3	100-112	-12	L.A. Lakers	L	3-2	Evans-21/Dalembert, Thompson-10	Bryant-30/Gasol-11	16,113
6	11/6	91-100	-9	Memphis	L	3-3	Evans-30/Dalembert-12	Gay-32/Randolph-11	14,085
7	11/10	89-98	-8	Minnesota	L	3-4	Casspi-17/Dalembert-9	Beasley-42/Beasley, Love-9	12,433
8	11/12	89-103	-14	@Phoenix	L	3-5	Landry-20/Landry-11	Nash-28/Richardson-8	18,029
9	11/14	94-100	-6	Detroit	L	3-6	Evans-20/Landry, Cousins-8	Stuckey-17/Wallace-10	12,377
10	11/17	106-113	-7	New York	L	3-7	Evans-23/Cousins-10	Gallinari, Stoudemire-27/Stoudemire-10	12,817
11	11/19	86-81	+5	New Jersey	W	4-7	Evans-20/Cousins-10	Humphries-18/Lopez, Humphries-10	11,766
12	11/21	71-75	-4	New Orleans	L	4-8	Greene-15/Dalembert, Greene-10	West-17/Okafor-12	12,003
13	11/22	83-94	-11	@Utah	L	4-9	Cousins-18/Dalembert, Cousins-9	Miles-20/Millsap-9	18,698
14	11/25	82-100	-18	@L.A. Clippers	L	4-10	Landry-18/Landry, Cousins-6	Gordon-28/Griffin-15	11,504
15	11/27	85-96	-11	Chicago	L	4-11	Thompson-18/Thompson-9	Rose-30/Brewer-10	13,504
16	11/30	98-107	-9	Indiana	L	4-12	Udrih-24/Dalembert-12	Granger-37/Hibbert-8	10,927
17	12/3	80-113	-33	@L.A. Lakers	L	4-13	Thompson-19/Thompson-10	Bryant-22/Odom-7	18,997
18	12/4	103-105	-2	Dallas	L	4-14	Evans-25/Cousins-11	Nowitzki-25/Marion-8	12,900
19	12/6	91-98	-7	@L.A. Clippers	L	4-15	Casspi-21/Dalembert-11	Gordon-29/Griffin-11	14,964
20	12/8	116-91	+25	Washington	W	5-15	Udrih-23/Thompson-14	Thornton-20/McGee-9	12,308
21	12/11	83-104	-21	Miami	L	5-16	Casspi-20/Dalembert-11	Wade-36/Bosh-17	16,396
22	12/14	105-118	-13	@Houston	L	5-17	Cousins, Landry-17/Thompson-10	Scola-23/Scola-10	13,414
23	12/15	91-94	-3	@New Orleans	L	5-18	Evans-22/Cousins-7	Paul-22/Okafor, West-9	13,325
24	12/17	87-102	-15	@Okla. City	L	5-19	Evans-22/Cousins-16	Durant-24/Ibaka-10	18,203
25	12/19	93-102	-9	Houston	L	5-20	Cousins-19/Cousins-8	Martin-22/Hayes-11	13,599
26	12/21	109-117*	-8	Golden State	L	5-21	Udrih-34/Cousins-13	Ellis-36/Lee-12	13,740
27	12/23	79-84	-5	Milwaukee	L	5-22	Udrih-17/Dalembert, Landry-12	Boykins-19/Bogut-13	12,360
28	12/27	99-100	-1	L.A. Clippers	L	5-23	Evans-32/Dalembert, Cousins-8	Gordon-31/Griffin-14	14,590
29	12/29	100-98	+2	Memphis	W	6-23	Udrih-24/Cousins-16	Randolph-35/Randolph-17	12,636
30	1/1	86-104	-18	@Denver	L	6-24	Thompson-17/Cousins-8	Billups-22/Nene-14	17,466
31	1/2	94-89	+5	Phoenix	W	7-24	Cousins-28/Landry-12	Nash-20/Hill, Gortat-6	12,500
32	1/4	102-108	-6	Atlanta	L	7-25	Evans-29/Casspi-11	Ja. Crawford-31/Smith-11	11,472
33	1/6	122-102	+20	Denver	W	8-25	Evans-27/Casspi, Cousins-6	Anthony-26/Nene-8	13,184
34	1/9	112-118	-6	@Toronto	L	8-26	Udrih-25/Thompson-11	Bargnani-30/Johnson-9	17,206
35	1/11	133-136*	-3	@Washington	L	8-27	Garcia, Udrih-26/Casspi, Cousins-8	Young-43/Blatche-13	16,226
36	1/12	95-119	-24	@Boston	L	8-28	Landry-17/Thompson-9	Pierce-25/Erden-9	18,624
37	1/14	93-83	+10	@New York	W	9-28	Udrih-29/Cousins-10	Stoudemire-25/Stoudemire-13	19,763
38	1/15	106-110	-4	@Detroit	L	9-29	Evans-25/Cousins-8	Prince-21/Monroe-7	18,784
39	1/17	98-100	-2	@Atlanta	L	9-30	Cousins-20/Greene-11	Johnson-36/Smith-10	14,820
40	1/19	90-94*	-4	Portland	L	9-31	Udrih-20/Dalembert-12	Batum-24/Przybylla-11	12,722
41	1/21	112-119*	-7	@Golden State	L	9-32	Evans-35/Thompson-12	Curry-34/Wright-12	18,428
42	1/24	96-81	+15	@Portland	W	10-32	Evans-26/Landry, Cousins-8	Matthews-21/Batum-9	20,488
43	1/25	89-94	-5	Charlotte	L	10-33	Evans, Landry-19/Evans, Casspi, Thompson-8	Jackson-21/K. Brown-18	13,984
44	1/28	100-95	+5	@L.A. Lakers	W	11-33	Cousins-27/Landry, Cousins-10	Bryant-38/Gasol-11	18,997
45	1/29	102-96	+6	New Orleans	W	12-33	Cousins-25/Cousins-12	West-21/West-7	14,534
46	2/1	90-95	-5	Boston	L	12-34	Evans, Cousins-20/Dalembert, Casspi-7	Allen-22/Perkins-10	16,482
47	2/4	100-113	-13	San Antonio	L	12-35	Evans-25/Cousins-10	Parker-25/Blair-12	15,772
48	2/7	104-107	-3	Utah	L	12-36	Cousins-25/Cousins-14	Jefferson-23/Kirilenko-8	11,509
49	2/9	100-102	-2	Dallas	L	12-37	Dalembert-20/Cousins-15	Terry-22/Kidd-8	12,310
50	2/12	97-99	-2	Okla. City	L	12-38	Evans-30/Cousins-12	Durant-35/Durant, Ibaka-6	14,987
51	2/13	113-108	+5	@Phoenix	W	13-38	Evans-21/Dalembert-15	Nash-22/Gortat-12	17,798
52	2/15	96-126	-30	@Okla. City	L	13-39	Cousins-21/Cousins-13	Cook-20/Ibaka-9	18,087
53	2/16	100-116	-16	@Dallas	L	13-40	Taylor-17/Cousins-12	Kidd-20/Haywood-10	20,420
54	2/22	97-117	-20	@Miami	L	13-41	Dalembert-18/Dalembert-13	James-31/Bosh-9	19,754
55	2/23	111-105	+6	@Orlando	W	14-41	Taylor-21/Dalembert-9	Howard-31/Howard-17	19,146
56	2/25	98-110	-12	@Charlotte	L	14-42	Dalembert-18/Thompson-13	Jackson-30/Brown-13	15,782
57	2/26	92-120	-28	@Memphis	L	14-43	Udrih-24/Casspi, Dalembert-8	Randolph-23/Randolph-12	16,028
58	2/28	105-99	+6	L.A. Clippers	W	15-43	Thornton-29/Dalembert-10	Griffin-27/Griffin-12	17,317
59	3/2	102-107	-5	Portland	L	15-44	Cousins-28/Cousins-11	Matthews-21/Camby-13	12,286
60	3/5	102-109*	-7	@Utah	L	15-45	Thornton-22/Cousins-18	Jefferson-27/Elson-9	19,911
61	3/7	101-123	-22	Houston	L	15-46	Cousins-20/Dalembert-12	Budinger-20/Lowry-7	12,561
62	3/9	102-106	-4	Orlando	L	15-47	Cousins-29/Dalembert-10	Nelson-26/Howard-15	12,728
63	3/11	103-108	-5	@San Antonio	L	15-48	Taylor, Casspi-16/Cousins-11	Parker-27/Duncan-10	18,712
64	3/12	103-115	-12	@New Orleans	L	15-49	Thornton-25/Cousins-11	Paul-33/West-9	15,530
65	3/14	129-119	+10	Golden State	W	16-49	Thornton-42/Dalembert-16	Thornton-23/Lee, Radmanovic-4	14,243
66	3/16	93-97	-4	Cleveland	L	16-50	Thornton-23/Cousins-16	Sessions-20/Hickson, Harangody-8	13,477
67	3/18	80-102	-22	Philadelphia	L	16-51	Cousins-19/Dalembert-13	Holiday-15/Young-10	15,373
68	3/20	127-95	+32	@Minnesota	W	17-51	Dalembert-26/Dalembert-17	Ridnour-22/Milicic-6	18,993
69	3/21	92-132	-40	@Chicago	L	17-52	Thornton-25/Cousins-8	Korver, Rose-18/Noah-9	21,873
70	3/23	97-90	+7	@Milwaukee	W	18-52	Thornton-27/Dalembert-12	Delfino-30/Bogut-9	14,122
71	3/25	110-93	+17	@Indiana	W	19-52	Cousins-18/Cousins-14	Granger-20/Hansbrough, Rush, George-8	13,813
72	3/27	114-111*	+3	@Philadelphia	W	20-52	Thornton-32/Dalembert-19	Holiday-28/Hawes-15	16,235
73	3/29	116-113	+3	Phoenix	W	21-52	Thornton-24/Thornton-11	Dudley, Frye-21/Gortat-11	13,774
74	3/30	90-104	-14	@Denver	L	21-53	Thornton-27/Dalembert, Thompson-6	Lawson-20/Nene-15	17,955
75	4/1	90-99	-9	Denver	L	21-54	Garcia-17/Dalembert-12	Felton-17/Nene-12	15,871
76	4/3	106-97	+9	Utah	W	22-54	Evans-24/Cousins-9	Millsap-21/Jefferson-9	17,215
77	4/5	104-101	+3	@Houston	W	23-54	Dalembert, Thornton-21/Dalembert, Cousins-15	Martin-30/Hayes, Scola-10	15,523
78	4/6	92-124	-32	@San Antonio	L	23-55	Evans-16/Cousins-11	Ginobili-25/Duncan-8	18,590
79	4/8	96-101	-5	@Memphis	L	23-56	Thornton-18/Dalembert-16	Randolph-27/Randolph-15	16,517
80	4/10	104-103	+1	@Golden State	W	24-56	Thornton-21/Dalembert-14	Curry-27/Lee-14	19,596
81	4/11	112-120	-8	Okla. City	L	24-57	Cousins-30/Dalembert, Cousins, Thornton-9	Durant-32/Durant, Ibaka-8	15,683
82	4/13	108-116*	-8	L.A. Lakers	L	24-58	Thornton-33/Dalembert-18	Bryant-36/Gasol-13	17,641

* = OT

2011-12 SACRAMENTO KINGS



Front row — from left to right, Head Coach Keith Smart, Francisco Garcia, John Salmons, DeMarcus Cousins, Chuck Hayes, Jason Thompson, Donté Greene, President Geoff Petrie. **Middle row — from left to right,** Assistant Coach Alex English, Assistant Coach Bobby Jackson, Assistant Coach Jim Eyn, Director of Player Personnel Jerry Reynolds, Terrence Williams, Jimmer Fredette, Isaiah Thomas, Marcus Thornton, Tyreke Evans, Video Coordinator Joe Cook, Assistant Vice President Mike Petrie, Advance Scout Scott Wissell, Special Consultant Clifford Ray, Vice President of Basketball Operations and General Manager Wayne Cooper. **Back row — from left to right,** Equipment Manager Dwayne Wilson, Strength & Conditioning Coach Daniel Shapiro, Tyler Honeycutt, Hassan Whiteside, Travis Outlaw, Director of Sports Medicine Pete Youngman, Head Athletic Trainer Manny Romero.

FINAL STATISTICS

PLAYER	G.	MIN.	FGM	FGA	PCT.	FTM	FTA	PCT.	OFF.	DEF.	TOT.	AST.	PF	DQ	STL.	TO	BLK.	PTS.	AVG.
Thornton	51	1780	352	803	.438	141	163	.865	84	104	188	98	111	3	71	84	12	952	18.7
Cousins	64	1950	448	999	.448	262	373	.702	265	438	703	102	257	7	93	170	75	1160	18.1
Evans	63	2162	408	900	.453	201	258	.779	64	225	289	283	136	0	84	171	29	1037	16.5
Thomas	65	1656	256	571	.448	154	185	.832	48	120	168	266	121	0	53	105	8	749	11.5
Thompson	64	1657	237	443	.535	109	181	.602	166	277	443	79	149	1	43	68	44	583	9.1
Fredette	61	1135	172	446	.386	40	48	.833	17	56	73	108	73	0	30	67	3	462	7.6
Salmons	46	1250	141	345	.409	29	45	.644	20	114	134	93	77	0	37	45	7	344	7.5
Williams (TOT)	30	550	85	198	.429	27	46	.587	13	89	102	65	35	0	20	43	7	213	7.1
Williams (SAC)	18	369	65	141	.461	21	34	.618	11	63	74	55	19	0	16	33	6	159	8.8
Greene	53	777	108	266	.406	44	55	.800	19	114	133	34	67	0	18	32	29	285	5.4
Garcia	49	798	86	229	.376	24	30	.800	11	88	99	31	73	0	36	22	37	234	4.8
Hickson*	35	644	64	173	.370	37	58	.638	67	110	177	22	44	0	18	39	17	165	4.7
Outlaw	39	500	60	175	.343	31	46	.674	19	42	61	16	34	0	19	20	21	167	4.3
Hayes	54	1039	73	170	.429	26	39	.667	72	162	234	77	111	1	36	50	17	172	3.2
Whiteside	18	109	12	27	.444	5	12	.417	16	23	39	0	12	0	3	5	15	29	1.6
Honeycutt	15	88	8	24	.333	3	5	.600	3	11	14	7	3	0	4	2	3	20	1.3
KINGS	66	15915	2490	5712	.436	1127	1532	.736	882	1947	2829	1271	1287	12	561	952	323	6518	98.8
OPPONENTS	66	15915	2668	5609	.476	1118	1468	.762	815	2154	2969	1571	1313	8	518	1014	423	6893	104.4

3-Pt. FG: Sacramento Kings 411-1301 (.316); Thomas 83-219 (.379); Fredette 78-216 (.361); Thornton 107-310 (.345); Honeycutt 1-3 (.333); Williams 8-27 (.296); 16-46 (.348) TOT; Salmons 33-112 (.295); Garcia 38-131 (.290); Outlaw 16-60 (.267); Greene 25-105 (.238); Evans 20-99 (.202); Cousins 2-14 (.143); Thompson 0-2; Hayes 0-2; Hickson 0-1. Opponents 439-1236 (.355)

* Did not finish season with team

TEAM NOTES

- Kings finished fourth in the Pacific Division, compiling a 22-44 regular season record. Keith Smart was named head coach on January 5, 2012, replacing Paul Westphal after the first seven games of the lockout-shortened season. Sacramento posted a 16-17 home record, surpassing the 11-win home total in 2010-11.
- The Kings ranked second in the NBA in offensive rebounding (13.4 orpg), fifth in steals (8.50 spg), sixth in scoring (98.8 ppg), and 10th in rebounding (42.9 rpg). It marked the third straight season in which the Kings finished in the top 3 in offensive rebounding and top 10 in rebounding.
- Rookie Isaiah Thomas was named to the 2011-12 NBA All-Rookie Second Team. Thomas was named back-to-back Western Conference Rookie of the Month in February and March, becoming only the fourth Kings rookie in the Sacramento era to win the award.
- Marcus Thornton led the Kings in scoring (18.7 ppg), three-pointers made (107) and attempted (310), and free throw percentage (.865).
- DeMarcus Cousins ranked first in the NBA in offensive rebounding (4.1 orpg and 265 total offensive rebounds) and charges taken (47). His 11.0 rpg was tied with Kris Humphries for fourth in the NBA. Cousins recorded a team-high 36 double-doubles, sixth highest in the league.

2011-12 GAME-BY-GAME

G	DATE	SCORE	+/-	OPPONENT	W/L	REC	KINGS HI. SCORER/REBOUNDER	OPP. HI. SCORER/REBOUNDER	ATT
1	12/26	100-91	+9	L.A. Lakers	W	1-0	Thornton-27/Cousins-11	Bryant-29/Gasol-9	17,317
2	12/27	79-101	-22	@ Portland	L	1-1	Cousins-16/Hayes,Cousins-11	Wallace-25/Camby-9	20,350
3	12/29	98-108	-10	Chicago	L	1-2	Thornton-20/Cousins-12	Rose-19/Boozer-15	17,317
4	12/31	92-114	-22	New York	L	1-3	Thornton-14/Hayes-13	Anthony-23/Harrelson-12	16,175
5	1/1	96-80	+16	New Orleans	W	2-3	Evans-27/Hayes-10	Ariza-17/Kaman-15	13,628
6	1/3	96-113	-17	@ Memphis	L	2-4	Fredette-17/Hickson-10	Gay-23/Gasol-15	12,391
7	1/4	83-110	-27	@ Denver	L	2-5	Cousins-26/Evans,Hayes,Thompson-5	Harrington-15/Koufos-11	14,562
8	1/5	103-100	+3	Milwaukee	W	3-5	Thornton-27/Cousins-15	Jennings-31/Gooden-9	11,813
9	1/8	97-104	-7	Orlando	L	3-6	Evans-28/Hickson-11	J.Richardson-22/Anderson-11	14,150
10	1/10	85-112	-27	@ Philadelphia	L	3-7	Cousins-17/Cousins-10	Brand-21/Brand,Turner-10	10,255
11	1/11	98-91	+7	@ Toronto	W	4-7	Evans-29/Cousins-19	Barbosa-24/Bargnani-10	14,323
12	1/13	89-103	-14	@ Houston	L	4-8	Evans-27/Greene-8	Lowry-25/Dalembert-16	12,870
13	1/14	60-99	-39	@ Dallas	L	4-9	Thornton-14/Cousins-10	Terry-21/Marion-8	20,313
14	1/16	86-99	-13	@ Minnesota	L	4-10	Garcia,Thmpsn,Thornton-12/Evans-8	Love-33/Love-11	16,159
15	1/18	92-88	+4	Indiana	W	5-10	Thornton-17/Cousins-19	Collison,Granger-16/George-9	14,170
16	1/20	88-86	+2	@ San Antonio	W	6-10	Evans-23/Cousins-13	Parker-24/Duncan-10	18,581
17	1/21	95-128	-33	@ Memphis	L	6-11	Greene-21/Cousins-11	Gay-23/Speights-15	16,562
18	1/23	89-101	-12	@ Portland	L	6-12	Cousins-18/Cousins-13	Crawford-26/Aldridge-16	20,363
19	1/25	93-122	-29	Denver	L	6-13	Fredette-19/Cousins-15	Gallinari-23/Miller-10	12,097
20	1/28	93-96	-3	@ Utah	L	6-14	Evans-31/Cousins-9	Hayward-21/Millsap-14	19,911
21	1/31	90-93	-3	@ Golden State	L	6-15	Evans-22/Cousins-14	Rush-20/Rush-6	17,753
22	2/2	95-92	+3	Portland	W	7-15	Thornton-20/Thompson-12	Aldridge-28/Aldridge-14	11,740
23	2/4	114-106*	+8	Golden State	W	8-15	Thornton-28/Cousins-20	D.Wright-24/Biedrins, Lee,McGuire-5	16,411
24	2/6	100-92	+8	@ New Orleans	W	9-15	Cousins-28/Cousins-19	Vasquez-20/Kaman-12	13,222
25	2/7	84-86	-2	@ Minnesota	L	9-16	Thornton-22/Cousins,Hickson-11	Pekovic-23/Beasley-14	14,073
26	2/9	106-101	+5	Oklahoma City	W	10-16	Evans-22/Thompson-10	Westbrook-33/Ibaka-9	17,317
27	2/11	84-98	-14	Phoenix	L	10-17	Cousins-26/Cousins-9	Dudley-20/Dudley-10	16,964
28	2/14	115-121	-6	@ Chicago	L	10-18	Cousins-28/Cousins-17	Deng-23/Noah-11	21,936
29	2/15	85-100	-15	@ New York	L	10-19	Evans-19/Hickson-6	Fields-15/Fields-10	19,763
30	2/17	108-114	-6	@ Detroit	L	10-20	Cousins-26/Cousins-15	Stuckey-36/Prince-10	14,686
31	2/19	92-93	-1	@ Cleveland	L	10-21	Thomas-23/Thornton-10	Irving-23/Casspi,Thompson-12	16,812
32	2/21	108-120	-12	@ Miami	L	10-22	Thomas-24/Thompson-10	Wade-30/Bosh-10	20,068
33	2/22	115-107	+8	@ Washington	W	11-22	Evans,Thornton-22/Cousins-16	Crawford-32/McGee-10	17,085
34	2/28	103-96	+7	Utah	W	12-22	Cousins-22/Cousins-18	Harris-18/Favors-11	13,896
35	3/1	100-108	-8	L.A. Clippers	L	12-23	Cousins-23/Cousins-10	Paul-22/Griffin-9	15,512
36	3/2	107-115	-8	@ L.A. Lakers	L	12-24	Garcia-18/Cousins-13	Bryant-38/Bynum-15	18,997
37	3/4	88-96	-8	@ Phoenix	L	12-25	Thornton-21/Cousins-14	Nash-19/Gortat-17	15,026
38	3/5	116-119*	-3	@ Denver	L	12-26	Evans,Thornton-27/Thompson-8	Afflalo-32/Faried-12	14,823
39	3/7	99-98	+1	New Orleans	W	13-26	Thornton-25/Thompson-8	Jack-25/Kaman-11	13,487
40	3/9	110-97	+13	Dallas	W	14-26	Evans,Thornton-17/Evans-9	Terry-23/Nowitzki-9	16,857
41	3/11	99-106	-7	Atlanta	L	14-27	Cousins-28/Cousins-12	Smith-28/Pachulia-13	13,976
42	3/13	89-115	-16	Golden State	L	14-28	Cousins-19/Cousins-12	Lee,Robinson,Rush-17/Wright-10	12,011
43	3/14	112-124	-12	Detroit	L	14-29	Evans-23/Thompson-15	Stuckey-35/Monroe-11	12,173
44	3/16	120-95	+25	Boston	W	15-29	Thornton-36/Thompson-15	Allen-26/Garnett-9	17,317
45	3/18	115-99	+16	Minnesota	W	16-29	Thornton-24/Thompson-10	Love-21/Love-11	15,616
46	3/20	119-110	+9	Memphis	W	17-29	Thornton-31/Thompson-13	Gay-23/Gasol-10	11,105
47	3/22	102-103	-1	Utah	L	17-30	Evans-25/Cousins-18	Jefferson-26/Favors-10	11,646
48	3/24	108-111	-3	@ Golden State	L	17-31	Cousins-28/Cousins-18	Thompson-31/Lee-14	19,596
49	3/26	106-113*	-7	@ Houston	L	17-32	Cousins-38/Cousins-14	Patterson-24/Scola-14	13,572
50	3/28	112-117	-5	San Antonio	L	17-33	Thomas-28/Cousins-11	Ginobili-20/Leonard-9	13,119
51	3/30	104-103	+1	@ Utah	W	18-33	Cousins-27/Cousins-14	Jefferson-27/Jefferson-16	19,911
52	3/31	99-111	-12	New Jersey	L	18-34	Evans-23/Thompson-10	Morrow-24/Humphries-12	14,370
53	4/2	116-108	+8	Minnesota	W	19-34	Evans-24/Williams-12	Love-23/Love-7	12,279
54	4/3	100-109	-9	Phoenix	L	19-35	Cousins-41/Cousins-12	Gortat-20/Gortat-10	12,462
55	4/5	85-93	-8	L.A. Clippers	L	19-36	Thomas-17/Thompson-16	Foye-20/Griffin-9	14,411
56	4/7	94-109	-15	@ L.A. Clippers	L	19-37	Cousins-15/Cousins-20	Griffin-27/Griffin-14	19,060
57	4/8	87-104	-17	Houston	L	19-38	Williams-21/Whiteside-10	Lee-25/Patterson,Dalembert-10	13,299
58	4/10	100-110	-10	@ Dallas	L	19-39	Cousins-25/Cousins-18	Beaubois,Nowitzki-15/Marion-14	20,241
59	4/11	96-105	-9	@ New Orleans	L	19-40	Thornton-25/Thompson-7	Smith-22/Kaman-10	16,906
60	4/13	89-115	-26	@ Oklahoma City	L	19-41	Thomas-21/Cousins-12	Durant-29/Perkins-11	18,203
61	4/15	104-103	+1	Portland	W	20-41	Cousins-23/Cousins,Hayes-7	Matthews-31/Hickson-13	16,012
62	4/18	102-127	-25	San Antonio	L	20-42	Thomas-21/Cousins-9	Neal,Splitter-17/Splitter-7	16,954
63	4/20	92-103	-11	Oklahoma City	L	20-43	Cousins-18/Cousins-9	Durant-29/Durant-14	16,882
64	4/22	114-88	+26	@ Charlotte	W	21-43	Cousins-29/Thompson-11	Brown,Mullens,Walker-13/Mullens-8	11,317
65	4/24	110-118	-8	@ Oklahoma City	L	21-44	Cousins-32/Cousins,Outlaw-7	Durant-32/Durant-9	18,203
66	4/26	113-96	+17	L.A. Lakers	W	22-44	Cousins-23/Cousins-19	McRoberts-16/McRoberts-9	16,281

* = OT

2012-13 SACRAMENTO KINGS



Front row — from left to right, Head Coach Keith Smart, John Salmons, Marcus Thornton, DeMarcus Cousins, Chuck Hayes, Jason Thompson, Patrick Patterson, President of Basketball Operations Geoff Petrie. **Middle row — from left to right,** Assistant Coach Alex English, Director of Player Development Fat Lever, Assistant Coach Bobby Jackson, Assistant Coach Jim Eyn, Director of Player Personnel Jerry Reynolds, Toney Douglas, Jimmer Fredette, Isaiah Thomas, Tyreke Evans, Advance Scout Scott Wissell, Special Assistant Ross McMains, Assistant Coach Clifford Ray, Vice President and General Manager of Basketball Operations Wayne Cooper. **Back row — from left to right,** Equipment Manager Dwayne Wilson, Strength & Conditioning Coach Daniel Shapiro, James Johnson, Cole Aldrich, Travis Outlaw, Director of Sports Medicine Pete Youngman, Assistant Equipment Manager Miguel Lopez, Head Athletic Trainer Manny Romero.

FINAL STATISTICS

PLAYER	G	GS	MIN	FG	FGA	PCT	3FG	3FGA	3PCT	FT	FTA	PCT	OFF	DEF	TOT	AST	PF	DQ	STL	TO	BLK	PTS	AVG
Cousins	75	74	2289	482	1036	.465	4	22	.182	312	423	.738	222	524	746	199	269	4	108	225	55	1280	17.1
Evans	65	61	2016	366	765	.478	45	133	.338	210	271	.775	56	231	287	229	133	0	90	128	27	987	15.2
Thornton	79	62	2122	366	832	.440	115	321	.358	253	287	.882	29	132	161	316	167	0	67	140	3	1100	13.9
Thornton	72	8	1726	332	774	.429	141	379	.372	111	126	.881	50	131	181	91	105	0	61	68	4	916	12.7
Thompson	82	81	2285	374	745	.502	0	3	.000	143	206	.694	172	377	549	84	227	1	48	101	61	891	10.9
Patterson (TOT)	71	41	1775	319	623	.512	51	132	.386	48	63	.762	113	224	337	81	138	0	31	61	40	737	10.4
Patterson (SAC)	24	3	556	83	168	.494	16	36	.444	11	14	.786	40	76	116	30	48	0	13	19	13	193	8.0
Salmons	76	72	2278	244	612	.399	99	267	.371	85	110	.773	33	174	207	226	143	1	51	85	25	672	8.8
Brooks	46	20	959	139	303	.459	48	127	.378	40	52	.769	12	66	78	108	89	2	29	63	7	366	8.0
Douglas (TOT)	71	0	1288	188	466	.403	82	216	.380	76	84	.905	34	104	138	151	145	0	71	81	3	534	7.5
Douglas (SAC)	22	0	376	49	114	.430	21	54	.389	16	16	1.000	11	37	48	58	42	0	31	25	1	135	6.1
Fredette	69	0	967	172	409	.421	65	156	.417	85	99	.859	19	52	71	92	64	0	31	68	3	494	7.2
Outlaw	38	2	444	74	177	.418	14	50	.280	38	52	.731	17	44	61	21	35	0	11	19	8	200	5.3
Garcia	40	15	710	77	205	.376	40	109	.367	12	14	.857	7	61	68	43	66	0	32	20	31	206	5.2
Johnson	54	11	878	117	283	.413	2	21	.095	40	67	.597	49	96	145	58	99	0	41	68	50	276	5.1
Robinson	51	0	809	103	243	.424	0	0	---	41	71	.577	92	146	238	36	95	0	25	65	21	247	4.8
Hayes	74	1	1209	84	190	.442	0	1	.000	30	48	.625	113	186	299	112	114	0	31	44	18	198	2.7
Aldrich (TOT)	45	0	388	44	80	.550	0	0	---	12	20	.600	30	90	120	9	60	0	5	23	23	100	2.2
Aldrich (SAC)	15	0	175	21	37	.568	0	0	---	8	11	.727	18	45	63	3	19	0	2	9	14	50	3.3
Honeycutt	9	0	32	3	11	.273	0	2	.000	2	2	1.000	3	7	10	2	2	0	0	5	1	8	0.9
KINGS	82	-	19830	3086	6904	.447	610	1681	.363	1437	1869	.769	943	2385	3328	1708	1717	8	671	1199	342	8219	100.2
OPPONENTS	82	-	19830	3222	6831	.472	625	1762	.355	1550	1980	.783	973	2601	3574	2058	1636	6	624	1208	517	8619	105.1

TEAM NOTES

- The Kings finished fourth in the Pacific Division, compiling a 28-54 regular season record. Sacramento posted a 20-21 home record. Sacramento posted a 15-2 record when shooting 50 percent or better from the field.
- The Kings ranked 10th in the NBA in scoring (100.2 ppg), 11th in free throw percentage (.769) and 12th in three-point field goal percentage (.363).
- DeMarcus Cousins, in his third NBA season, led the Kings in scoring (17.1 ppg), rebounding (9.9 rpg, 9th in the NBA), and steals (1.44 spg). Among centers, Cousins ranked second in steals, tied for fourth in scoring, 10th in rebounding, sixth in assists (2.7 apg) and second in free throws made per game (4.2). Cousins recorded his first career triple-double with 12 points, 10 rebounds, and a career-high 10 assists in a win against New York (12/28/12).
- Sacramento traded rookie forward Thomas Robinson (selected fifth overall in the 2012 NBA Draft), guard Francisco Garcia and Tyler Honeycutt to Houston in exchange for forward Patrick Patterson, guard Toney Douglas, center Cole Aldrich and cash considerations on February 20, 2013.
- On May 31, 2013, the sale of the Sacramento Kings to an ownership group led by Vivek Ranadivé was completed. The Maloof family had owned the Kings for the previous 13 seasons (1999-00 - 2012-13).

2012-13 GAME-BY-GAME

G	DATE	SCORE	+/-	OPPONENT	W/L	REC	KINGS HI. SCORER/REBOUNDER	OPP. HI. SCORER/REBOUNDER	ATT
1	10/31	87-93	-6	@Chicago	L	0-1	Evans-21/Evans,Thompson-8	Noah-23/Deng-12	21,313
2	11/2	80-92	-12	@Minnesota	L	0-2	Thomas-20/Hayes-11	Barea-21/Cunningham-9	19,356
3	11/3	98-106**	-8	@Indiana	L	0-3	Thornton-26/Cousins-13	Hill,West-18/West-18	18,165
4	11/5	94-92	+2	Golden State	W	1-3	Cousins-23/Cousins-15	Thompson-22/Thompson-7	17,317
5	11/7	105-103	+2	Detroit	W	2-3	Cousins-21/Cousins-11	Knight,Monroe-21/Monroe-12	10,185
6	11/9	86-97	-11	San Antonio	L	2-4	Thornton,Thompson-17/Cousins-9	Duncan-23/Duncan-12	13,505
7	11/11	90-103	-13	@L.A. Lakers	L	2-5	Fredette-18/Thompson-10	Howard-23/Howard-18	18,997
8	11/13	86-103	-17	Portland	L	2-6	Johnson-16/Thompson-11	Lillard-22/Hickson-13	10,153
9	11/16	96-112	-16	@Atlanta	L	2-7	Thompson-19/Cousins-16	Korver-22/Horford-10	11,814
10	11/18	90-99	-9	Brooklyn	L	2-8	Cousins-29/Thompson-8	Blatche-22/Humphries-10	11,965
11	11/21	113-97	+16	L.A. Lakers	W	3-8	Thornton-23/Thompson-10	Bryant-38/Gasol,Howard-9	15,249
12	11/23	102-104	-2	@Utah	L	3-9	Evans-19/Cousins-7	Hayward-23/Favors-14	18,000
13	11/24	108-97	+11	Utah	W	4-9	Evans-27/Cousins,Thompson-9	Foye-17/Millsap-8	12,239
14	11/27	89-97	-8	Minnesota	L	4-10	Cousins,Evans-20/Evans-7	Love-23/Love-24	10,741
15	11/30	92-97	-5	Indiana	L	4-11	Cousins-19/Cousins-16	West-31/West-11	12,544
16	12/1	81-116	-35	@L.A. Clippers	L	4-12	Thornton-20/Thompson-12	Crawford-17/Griffin-9	19,060
17	12/5	107-100	+7	Toronto	W	5-12	Cousins-25/Cousins-13	Lowry-34/Davis-11	12,476
18	12/7	91-82	+9	Orlando	W	6-12	Cousins,Thomas-17/Cousins-14	Davis-20/Davis-11	16,305
19	12/8	99-80	+19	@Portland	W	7-12	Cousins,Salmons-19/Cousins-12	Aldridge-17/Hickson-15	19,454
20	12/10	96-119	-23	@Dallas	L	7-13	Cousins,Garcia-25/Thompson-12	Mayo-19/Mayo-7	19,737
21	12/12	85-98	-13	@Milwaukee	L	7-14	Evans-17/Thompson-15	Jennings-19/Ilyasova-14	11,491
22	12/14	103-113	-10	@Okla. City	L	7-15	Thomas-26/Cousins-7	Durant-31/Ibaka-11	18,203
23	12/16	97-122	-25	Denver	L	7-16	Thomas-20/Cousins-11	McGee-19/Faried,Iguodala-8	13,327
24	12/17	90-101	-11	@Phoenix	L	7-17	Fredette-22/Cousins-10	Brown-22/Gortat-13	13,068
25	12/19	131-127	+4	Golden State	W	8-17	Cousins-24/Thompson-15	Curry-32/Lee-8	12,885
26	12/21	85-97	-12	@L.A. Clippers	L	8-18	Fredette-16/Thompson-8	Paul-24/Griffin-13	19,060
27	12/23	108-96	+12	Portland	W	9-18	Thornton-22/Salmons-7	Aldridge-22/Aldridge,Hickson-11	13,244
28	12/26	91-109	-18	@Portland	L	9-19	Salmons-19/Hayes-9	Aldridge-28/Hickson-14	20,545
29	12/28	106-105	+1	New York	W	10-19	Thornton-18/Cousins-10	J.Smith-28/Chandler-18	16,407
30	12/30	118-96	+22	Boston	W	11-19	Thomas-27/Cousins-10	Pierce,Terry-20/Garnett-12	15,305
31	1/1	97-103	-6	@Detroit	L	11-20	Cousins-21/Cousins-14	Knight-20/Drummond,Monroe-11	12,175
32	1/2	97-94	+3	@Cleveland	W	12-20	Thompson-19/Cousins-16	Irving-22/Thompson-13	12,331
33	1/4	105-96	+9	@Toronto	W	13-20	Cousins-31/Cousins-20	Lowry-24/Davis-13	17,824
34	1/5	93-113	-20	@Brooklyn	L	13-21	Cousins-28/Cousins-11	Lopez-18/Evans-12	17,732
35	1/7	81-113	-32	Memphis	L	13-22	Salmons-17/Robinson-12	Ellington-26/Randolph-7	11,531
36	1/10	112-117*	-5	Dallas	L	13-23	Cousins-29/Robinson-10	Mayo-24/Marion,Mayo-10	14,011
37	1/12	99-128	-29	Miami	L	13-24	Thomas-34/Robinson-10	Chalmers-34/Anthony-7	14,367
38	1/14	124-118	+6	Cleveland	W	14-24	Cousins-26/Cousins-14	Walters-33/Thompson-15	12,194
39	1/16	95-94	+1	Washington	W	15-24	Cousins,Evans,Salmons-21/Cousins-16	Beal-26/Nene,Webster-9	11,611
40	1/18	69-85	-16	@Memphis	L	15-25	Cousins-22/Cousins-12	Conley-19/Gasol-10	15,910
41	1/19	97-93	+4	@Charlotte	W	16-25	Thornton-18/Cousins-10	Sessions-16/Haywood-7	17,012
42	1/21	105-114	-9	@New Orleans	L	16-26	Cousins-29/Cousins-13	Anderson-27/Aminu-11	10,880
43	1/23	96-106	-10	Phoenix	L	16-27	Evans-16/Cousins-15	Scola-21/Scola-7	12,741
44	1/25	95-105	-10	Oklahoma City	L	16-28	Evans-16/Cousins,Salmons-8	Durant,Martin-24/Durant-11	15,022
45	1/26	93-121	-28	@Denver	L	16-29	Brooks-16/Robinson-10	Lawson-26/Faried,Miller-9	17,651
46	1/28	96-94	+2	@Washington	W	17-29	Thomas-22/Evans,Hayes,Thompson-5	Okafor-23/Okafor-15	13,422
47	1/30	81-99	18	@Boston	L	17-30	Evans-19/Evans-11	Pierce-16/Pierce-10	18,624
48	2/1	80-89	-9	@Philadelphia	L	17-31	Evans-29/Cousins-12	T. Young-23/Young-15	17,927
49	2/2	81-120	-39	@New York	L	17-32	Cousins-25/Cousins-9	J. Smith-25/Chandler-20	19,033
50	2/4	91-98*	-7	@Utah	L	17-33	Thompson-23/Thompson-10	Foye-20/Jefferson-12	17,742
51	2/9	120-109	+11	Utah	W	18-33	Thomas-25/Cousins-11	Burks-26/Favors,Millsap-8	16,193
52	2/10	117-111	+6	Houston	W	19-33	Salmons,Thomas-23/Hayes-12	Harden-30/Asik-12	15,526
53	2/12	101-108	-7	@Memphis	L	19-34	Cousins-23/Cousins,Evans-7	Gasol-24/Gasol-12	14,722
54	2/13	100-123	-23	@Dallas	L	19-35	Evans-23/Cousins-13	Carter-26/Marion-9	19,892
55	2/19	102-108	-6	San Antonio	L	19-36	Thomas-22/Thompson-8	Parker-30/Duncan-14	14,940
56	2/22	108-122	-14	@Atlanta	L	19-37	Thomas-30/Cousins-13	Horford-24/Horford-8	15,031
57	2/24	95-110	-15	@New Orleans	L	19-38	Salmons-18/Cousins-10	Davis-20/Anderson-9	12,788
58	2/26	129-141**	-12	@Miami	L	19-39	Thornton-36/Cousins-15	James-40/Bosh,James,Wade-8	19,734
59	2/27	125-101	+24	@Orlando	W	20-39	Salmons-21/Thornton-8	Harris-23/Affalo-7	16,722
60	3/1	102-130	-28	@San Antonio	L	20-40	Thornton-25/Cousins-7	Blair-16/Splitter-11	18,581
61	3/3	119-83	+36	Charlotte	W	21-40	Salmons-22/Thompson-14	Henderson,Mullens-12/Kidd-Gilchrist,McRoberts-6	14,555
62	3/5	113-120	-7	Denver	L	21-41	Thornton-32/Cousins-13	Lawson-24/Faried-12	11,923
63	3/6	83-87	-4	@Golden State	L	21-42	Thompson-17/Patterson,Thompson-8	Thompson-20/Lee-10	19,596
64	3/8	121-112	+9	Phoenix	W	22-42	Thomas-27/Cousins-14	Beasley-24/Scola-9	13,501
65	3/10	113-115	-2	Milwaukee	L	22-43	Cousins-24/Cousins-10	Ellis-29/Dalembert-11	14,761
66	3/13	121-79	+42	Chicago	W	23-43	Evans-26/Patterson-9	Boozer-21/Noah-9	14,426
67	3/17	102-113	-11	@L.A. Lakers	L	23-44	Thomas-26/Hayes,Thompson-7	Jamison-27/Howard-17	18,997
68	3/19	116-101	+15	L.A. Clippers	W	24-44	Thornton-25/Cousins-11	Griffin-26/Jordan-9	13,563
69	3/21	101-98	+3	Minnesota	W	25-44	Thomas-24/Cousins-14	Pekovic-18/Pekovic-12	12,176
70	3/23	95-101	-6	@Denver	L	25-45	Cousins-24/Cousins-15	Gallinari-19/Faried,Koufos-9	19,155
71	3/24	103-117	-14	Philadelphia	L	25-46	Thomas-25/Cousins-9	Wright-22/Hawes,Holiday-10	14,647
72	3/27	105-98	+7	@Golden State	W	26-46	Thomas-31/Patterson,Thompson-9	Lee-20/Lee-10	19,596
73	3/28	117-103	+14	@Phoenix	W	27-46	Cousins-34/Cousins-14	Scola-25/Beasley-8	15,086
74	3/30	98-103	-5	L.A. Lakers	L	27-47	Evans-21/Cousins-11	Howard-24/Howard-15	17,317
75	4/3	102-112	-10	Houston	L	27-48	Evans-22/Thompson-15	Parsons-29/Jones-12	12,377
76	4/5	108-117	-9	Dallas	L	27-49	Thomas-29/Thompson-16	Marion-25/Marion-12	13,903
77	4/7	87-89	-2	Memphis	L	27-50	Cousins-22/Cousins,Hayes-9	Conley-25/Gasol-10	15,205
78	4/10	121-110	11	New Orleans	W	28-50	Salmons-22/Thompson-8	Gordon-23/Davis-10	14,275
79	4/12	101-108	-7	@San Antonio	L	28-51	Cousins-19/Cousins-12	Parker-22/Splitter-12	18,581
80	4/14	100-121	-21	@Houston	L	28-52	Outlaw-15/Aldrich-12	Harden-29/Asik-12	18,138
81	4/15	95-104	-9	@Okla. City	L	28-53	Thomas-16/Aldrich-13	Durant-29/Brewer-13	18,203
82	4/17	108-112	-4	L.A. Clippers	L	28-54	Cousins-36/Cousins-22	Paul-25/Jordan-10	17,317

* = OT

2013-14 SACRAMENTO KINGS



Front row — from left to right, Head Coach

Michael Malone, Reggie Evans, Jason Thompson, DeMarcus Cousins, Rudy Gay, Quincy Acy, Assistant Coach Chris Jent.

Middle row — from left to right, Assistant

Coach/Assistant Director of Player Development Ryan Patterson*, Bowen, Assistant Coach Corliss Williamson, Assistant Coach/Director of Player Development Dee Brown, Assistant Coach Micah Nori, Ben McLemore, Jared Cunningham, Isaiah Thomas, Ray McCallum, Director of Athletic Performance Chip Schaefer, Director of Sports Medicine Pete Youngman, Head Athletic Trainer Manny Romero. **Back row — from left to right, Derrick Williams, Aaron Gray, Travis Outlaw. Not pictured: Carl Landry.**

FINAL STATISTICS

PLAYER	G	GS	MIN	FG	FGA	PCT	3FG	3FGA	3PCT	FT	FTA	PCT	OFF	DEF	TOT	AST	PF	DQ	STL	TO	BLK	PTS	AVG
Cousins	71	71	2298	591	1191	.496	0	7	.000	432	595	.726	218	613	831	207	270	4	109	251	91	1614	22.7
Thomas	72	54	2497	496	1096	.453	127	364	.349	346	407	.850	47	163	210	454	185	0	93	213	8	1465	20.3
Gay (TOT)	73	73	2531	537	1179	.455	65	197	.330	318	387	.822	113	324	437	209	171	2	95	224	56	1457	20.0
Gay (SAC)	55	55	1892	407	844	.482	43	138	.312	250	299	.836	84	220	304	169	124	1	67	165	33	1107	20.1
Vasquez*	18	18	465	65	150	.433	16	50	.320	30	32	.938	5	29	34	95	38	0	6	27	1	176	9.8
McLemore	82	55	2187	255	679	.376	95	297	.320	115	143	.804	53	182	235	82	201	1	45	96	18	720	8.8
Thornton*	46	26	1121	142	373	.381	57	179	.318	42	52	.808	39	85	124	47	74	0	31	38	8	383	8.3
Williams (TOT)	78	15	1820	206	482	.427	26	99	.263	186	259	.718	71	252	323	56	114	0	48	76	20	624	8.0
Williams (SAC)	67	15	1658	187	428	.437	24	84	.286	172	243	.708	68	229	297	55	105	0	44	70	16	570	8.5
Thompson	82	61	2007	251	496	.506	0	0	---	84	145	.579	153	374	527	53	251	5	32	95	56	586	7.1
Patterson*	17	6	415	50	122	.410	9	39	.231	9	16	.563	34	65	99	15	39	0	13	16	3	118	6.9
Bowen	45	10	897	113	300	.377	22	59	.373	32	43	.744	18	61	79	120	69	0	22	39	9	280	6.2
Coach Corliss	41	0	463	94	198	.475	36	73	.493	17	19	.895	7	38	45	61	28	0	14	44	3	241	5.9
Williamson	18	8	445	41	117	.350	16	42	.381	7	7	1.000	8	38	46	44	32	0	12	14	8	105	5.8
Outlaw	63	4	1065	130	326	.399	41	117	.350	42	52	.808	36	132	168	48	94	0	20	26	19	343	5.4
Terry (TOT)	35	0	570	55	152	.362	39	103	.379	10	15	.667	4	33	37	56	48	0	13	27	0	159	4.5
Mbah a Moute*	9	5	196	15	32	.469	1	3	.333	9	13	.692	9	18	27	15	18	1	9	4	5	40	4.4
Landry	18	1	233	31	60	.517	0	0	---	14	17	.824	15	42	57	5	34	1	3	9	1	76	4.2
Evans (TOT)	54	20	899	71	150	.473	0	0	---	72	130	.554	115	219	334	21	119	1	37	58	3	214	4.0
Evans (SAC)	24	14	500	48	91	.527	0	0	---	37	65	.569	62	123	185	16	65	1	24	30	1	133	5.5
Acy (TOT)	63	0	848	66	141	.468	4	15	.267	35	53	.660	72	144	216	28	122	1	23	30	26	171	2.7
Acy (SAC)	56	0	786	60	127	.472	2	10	.200	30	45	.667	67	134	201	24	114	1	19	28	23	152	2.7
Johnson (TOT)	45	0	392	36	113	.319	9	47	.191	19	26	.731	9	46	55	20	26	0	6	15	2	100	2.2
Johnson (SAC)	7	0	50	3	17	.176	1	6	.167	2	4	.500	2	2	4	4	3	0	0	1	1	9	1.3
Hayes*	16	1	179	14	32	.438	0	0	---	5	7	.714	20	27	47	6	18	0	11	7	2	33	2.1
Cunningham (TOT)	13	0	80	6	21	.286	1	7	.143	13	16	.813	1	5	6	8	16	0	3	2	0	26	2.0
Cunningham (SAC)	8	0	58	5	19	.263	1	6	.167	13	14	.929	1	4	5	5	13	0	3	0	0	24	3.0
Gray (TOT)	37	6	354	27	61	.443	0	1	.000	11	20	.550	42	69	111	22	64	0	10	31	8	65	1.8
Gray (SAC)	33	6	335	25	58	.431	0	1	.000	10	18	.556	39	64	103	19	57	0	10	27	8	60	1.8
Ndiaye*	14	0	74	3	9	.333	0	0	---	0	1	.000	5	13	18	3	15	0	0	3	4	6	0.4
White*	3	0	9	0	1	.000	0	0	---	0	0	---	0	0	0	0	2	0	0	0	0	0	0.0
KINGS	82	-	19830	3026	6766	.447	491	1475	.333	1698	2237	.759	990	2656	3646	1547	1849	15	587	1249	318	8241	100.5
OPPONENTS	82	-	19830	3103	6734	.461	696	1833	.380	1577	2139	.737	813	2568	3381	1927	1897	23	637	1116	459	8479	103.4

* Did not finish season with the team

TEAM NOTES

- Under first-year Kings Head Coach Michael Malone, the Kings finished fourth in the Pacific Division, compiling a 28-54 regular season record. The Kings were 23-6 when scoring 105 points or more.
- The Kings ranked fifth in offensive rebounding (12.1 orgp) and ninth in rebounding (44.5 rpg) in the NBA.
- Sacramento was the only team in the NBA to have three players averaging 20 or more points per game - Cousins (22.7 ppg), Isaiah Thomas (20.3 ppg) and Rudy Gay (20.0 ppg).
- DeMarcus Cousins, in his fourth NBA season, led the Kings in scoring (22.7 ppg, tied 9th in NBA), rebounding (11.7 rpg, 5th in the NBA), steals (1.54 spg) and blocks (1.28 bpg). With 53 double-doubles, Cousins set a new Sacramento-era single-season record.

2013-14 GAME-BY-GAME

G	DATE	SCORE	+/-	OPPONENT	W/L	REC	KINGS HI. SCORER/REBOUNDER	OPP. HI. SCORER/REBOUNDER	ATT
1	10/30	90-88	+2	DENVER	W	1-0	Cousins-30/Cousins-14	Lawson-20/Hickson-9	17,317
2	11/1	101-110	-9	L.A. CLIPPERS	L	1-1	Thomas-29/Cousins-10	Paul-26/Griffin-17	17,317
3	11/2	87-98	-11	@Golden State	L	1-2	McLemore-19/Outlaw-12	Thompson-27/Lee-12	19,596
4	11/5	100-105	-5	ATLANTA	L	1-3	Thomas-26/Patterson-9	Horford-27/Millsap-11	13,506
5	11/8	91-104	-13	@Portland	L	1-4	Cousins-35/Cousins-9	Lillard-22/Lillard-8	17,627
6	11/9	85-96	-11	PORTLAND	L	1-5	Cousins-33/Cousins-12	Aldridge-22/Aldridge-14	15,482
7	11/13	107-86	+21	BROOKLYN	W	2-5	Thornton-24/Thompson-11	Lopez-16/Lopez,Pierce-9	15,122
8	11/15	90-97	-7	DETROIT	L	2-6	Cousins-26/Cousins-13	Smith-21/Drummond-18	17,317
9	11/17	86-97	-11	MEMPHIS	L	2-7	Outlaw-18/Ndiaye,Outlaw-6	Randolph-22/Randolph-10	15,630
10	11/19	107-104	+3	PHOENIX	W	3-7	Cousins-27/Cousins-12	Green-23/Frye-9	14,626
11	11/20	113-106	+7	@Phoenix	W	4-7	Thomas-23/Cousins-12	Dragic-31/Plumlee-7	12,705
12	11/23	102-103	-1	@L.A. Clippers	L	4-8	Cousins-23/Cousins-19	Paul-22/Jordan-12	19,060
13	11/24	86-100	-14	@L.A. Lakers	L	4-9	Vasquez-20/Cousins-8	Henry-21/Hill-13	18,997
14	11/29	98-104*	-6	L.A. CLIPPERS	L	4-10	Cousins-25/Cousins,Patterson-9	Crawford-31/Jordan-15	17,317
15	12/1	113-115	-2	GOLDEN STATE	L	4-11	Cousins-24/Patterson,Thompson,Williams-7	Curry-36/Lee-12	15,588
16	12/3	95-97	-2	OKLAHOMA CITY	L	4-12	Thomas-24/Patterson,Thompson-10	Durant-27/Durant-11	15,089
17	12/6	100-106	-6	L.A. LAKERS	L	4-13	Cousins,McLemore-20/Cousins-11	Gasol,Meeks-19/Hill-9	17,317
18	12/7	112-102*	+10	@Utah	W	5-13	Cousins-28/McLemore-9	Hayward-22/Burke-10	16,500
19	12/9	112-97	+15	DALLAS	W	6-13	Cousins-32/Cousins-19	Ellis-21/Crowder-7	15,329
20	12/11	101-122	-21	UTAH	L	6-14	Cousins-21/Cousins-11	Jefferson-20/Favors-7	15,198
21	12/13	107-116	-9	@Phoenix	L	6-15	Thomas-29/Cousins-16	Dragic-29/Plumlee,Tucker-9	14,128
22	12/15	106-91	+15	HOUSTON	W	7-15	Gay-26/Cousins-10	Harden-25/Howard-10	15,606
23	12/17	87-95	-8	@Charlotte	L	7-16	Cousins-30/Cousins-17	Walker-24/Biyombo,Jefferson-9	11,339
24	12/18	107-124	-17	@Atlanta	L	7-17	Cousins-28/Cousins,Thompson-7	Korver-28/Horford-10	10,185
25	12/20	103-122	-19	@Miami	L	7-18	Cousins-27/Cousins-8	Bosh-25/Bosh-8	19,600
26	12/21	105-100	+5	@Orlando	W	8-18	Gay,Thomas-23/Cousins-11	Afflalo-26/O'Quinn,Vucevic-9	14,283
27	12/23	100-113	-13	NEW ORLEANS	L	8-19	Cousins-24/Cousins-14	Evans-25/Davis-11	17,317
28	12/27	108-103*	+5	MIAMI	W	9-19	Cousins-27/Cousins-17	James-33/James-8	17,317
29	12/29	104-112	-8	@San Antonio	L	9-20	Cousins-29/Cousins-14	Ginobili-28/Duncan-13	18,581
30	12/31	110-106	-4	@Houston	W	10-20	Gay-25/Cousins-16	Harden-38/Jones-11	18,232
31	1/2	104-113	-9	PHILADELPHIA	L	10-21	Cousins-33/Cousins-14	Young-28/Turner-10	16,259
32	1/4	103-113	-10	CHARLOTTE	L	10-22	Cousins-26/Thompson-14	Walker-30/McRoberts-11	16,410
33	1/7	123-119	+4	PORTLAND	W	11-22	Cousins-35/Cousins-13	Lillard-41/Batum-11	15,518
34	1/10	103-83	+20	ORLANDO	W	12-22	Cousins-24/Cousins-14	Harris-16/Davis-12	15,694
35	1/12	124-80	+44	CLEVELAND	W	13-22	Thomas-26/Thompson-16	Miles-14/Varejao-7	16,072
36	1/14	92-116	-24	@Indiana	L	13-23	Cousins-31/Cousins-13	George-31/West-8	17,530
37	1/15	111-108	+3	@Minnesota	W	14-23	Gay-33/Cousins-11	Love-27/Love-11	12,399
38	1/17	90-91	-1	@Memphis	L	14-24	Cousins-22/Cousins-17	Conley-25/Randolph-9	17,212
39	1/19	93-108	-15	@Oklahoma City	L	14-25	Thomas-38/Cousins-14	Durant-30/Adams,Collison-7	18,203
40	1/21	114-97	+17	@New Orleans	W	15-25	Gay-41/Cousins-11	Evans-17/Davis-6	16,459
41	1/22	98-119	-21	@Houston	L	15-26	Williams-22/Williams-11	Howard-26/Howard-13	16,488
42	1/24	111-116*	-5	INDIANA	L	15-27	Thornton-42/Williams-11	George-36/Hibbert-11	17,317
43	1/26	117-125	-8	DENVER	L	15-28	Thomas-22/Thompson-10	Lawson-27/Faried-11	15,939
44	1/27	99-106	-7	@Utah	L	15-29	Thompson-19/Williams-15	Favors-17/Favors-12	16,663
45	1/29	89-99	-10	MEMPHIS	L	15-30	Thomas-24/Landry-9	Conley-27/Randolph-7	15,195
46	1/31	103-107	-4	@Dallas	L	15-31	Gay-35/Gay-12	Nowitzki-34/Wright-10	19,614
47	2/1	93-95	-2	@San Antonio	L	15-32	Thomas-26/Acy-10	Duncan-23/Duncan-17	18,581
48	2/3	99-70	+29	CHICAGO	W	16-32	Cousins-25/Cousins-16	Butler-17/Boozer-9	15,178
49	2/5	109-101	+8	TORONTO	W	17-32	Cousins-25/Csns,Gay,Thmpsn-10	Lowry-21/Valanciunas-11	17,317
50	2/7	89-99	-10	@Boston	L	17-33	Cousins-31/Cousins-16	Sullinger-31/Sullinger-16	18,624
51	2/9	84-93	-9	@Washington	L	17-34	Thomas-30/Cousins-12	Nene-18/Gortat,Seraphin-8	18,173
52	2/11	99-109	-10	@Cleveland	L	17-35	Cousins-21/Cousins-10	Deng-22/Thompson-13	14,245
53	2/12	106-101*	+5	@New York	W	18-35	Fredette-24/Cousins-14	Anthony-36/Athny,Chandler-11	19,812
54	2/19	92-101	-9	GOLDEN STATE	L	18-36	Thomas-26/Acy-12	Lee-23/Lee-11	17,317
55	2/22	105-98	+7	BOSTON	W	19-36	Gay-22/Cousins,Gay-7	Green-29/Humphries-8	17,317
56	2/23	109-95	+14	@Denver	W	20-36	Thomas-33/Gay-11	Fournier,Foye-27/Faried,Foye,Hickson-6	16,263
57	2/25	103-129	-26	HOUSTON	L	20-37	Gay-25/Evans-8	Harden-43/Howard-11	16,057
58	2/28	122-126	-4	@L.A. Lakers	L	20-38	Gay-32/Williams-12	Farmar-30/Johnson-12	18,997
59	3/1	97-108	-11	MINNESOTA	L	20-39	Gay-24/Cousins-17	Martin-26/Love-10	17,085
60	3/3	96-89	+7	NEW ORLEANS	W	21-39	Cousins-23/Evans-13	Evans-27/Evans-10	16,225
61	3/5	116-102	+14	@Milwaukee	W	22-39	Thomas-25/Thompson-13	Knight-25/Henson-7	11,079
62	3/7	87-99	-12	@Toronto	L	22-40	Cousins-24/Evans-10	Ross-18/Johnson-9	18,188
63	3/9	89-104	-15	@Brooklyn	L	22-41	Cousins-28/Cousins-20	Thornton-27/Anderson,Teletovic,Williams-4	17,732
64	3/11	89-99	-10	@Detroit	L	22-42	Gay-20/Cousins-14	Smith-24/Monroe-12	15,234
65	3/12	115-98	+17	@Philadelphia	W	23-42	Gay-27/Cousins-12	Sims-20/Sims-10	11,109
66	3/15	87-94	-7	@Chicago	L	23-43	Thomas-26/Cousins-14	Noah-23/Noah-11	22,012
67	3/16	102-104	-2	@Minnesota	L	23-44	Thomas-27/Williams-11	Martin-31/Dieng-11	13,171
68	3/18	117-111*	+6	WASHINGTON	W	24-44	Cousins,Gay,Thomas-24/Cousins-14	Beal,Gortat-19/Gortat-14	16,084
69	3/21	79-99	-20	SAN ANTONIO	L	24-45	Thomas-18/Cousins-13	Belinelli-17/Splitter-11	17,317
70	3/23	124-107	+17	MILWAUKEE	W	25-45	Cousins-32/Cousins-12	Mayo-21/Antetokounmpo-6	16,341
71	3/26	99-107	-8	NEW YORK	L	25-46	Cousins-32/Cousins-15	Anthony-36/Chandler-8	15,594
72	3/28	81-94	-13	@Oklahoma City	L	25-47	McLemore-18/Thompson-14	Durant-29/Ibaka-8	18,203
73	3/29	100-103	-3	@Dallas	L	25-48	Gay-30/Evans-18	Nowitzki-19/Nowitzki-7	20,210
74	3/31	102-97	+5	@New Orleans	W	26-48	Cousins-35/Cousins-14	Morrow-23/Davis-8	15,548
75	4/2	107-102	+5	L.A. LAKERS	W	27-48	Gay-31/Thompson-12	Meeks-21/Hill-15	17,317
76	4/4	69-102	-33	@Golden State	L	27-49	Cousins-19/Cousins-11	Thompson-21/Green,Speights-10	19,596
77	4/6	91-93	-2	DALLAS	L	27-50	Gay-32/Cousins-10	Ellis-23/Dalembert-11	17,023
78	4/8	92-107	-15	OKLAHOMA CITY	L	27-51	Cousins,Outlaw-24/Cousins-14	Butler,Durant-23/Collison-7	16,696
79	4/9	99-100	-1	@Portland	L	27-52	Cousins-30/Cousins-12	Aldridge-22/Lopez,Robinson-9	20,002
80	4/12	101-117	-16	@L.A. Clippers	L	27-53	Cousins-32/Evans-14	Griffin-27/Jordan-9	19,060
81	4/13	106-103	+3	MINNESOTA	W	28-53	Cousins-35/Cousins-15	Love-43/Dieng-14	16,965
82	4/16	99-104	-5	PHOENIX	L	28-54	McLemore-31/Gray-13	Goodwin-29/Mark. Morris-6	17,317

* = OT

2014-15 SACRAMENTO KINGS



Front row — from left to right: Kings Head Coach George Karl, Reggie Evans, Jason Thompson, DeMarcus Cousins, Rudy Gay, Derrick Williams, Carl Landry, Assistant Coach Vance Walberg. Second row (L to R): Assistant Coach/Assistant Director of Player Development Ryan Bowen, Assistant Coach Corliss Williamson, Assistant Coach/Director of Player Development Dee Brown, Assistant Coach Micah Nori, Omri Casspi, Andre Miller, Darren Collison, Ray McCallum, Ben McLemore, Director of Sports Science Chip Schaefer, Director of Sports Medicine Pete Youngman, Equipment Manager Dwayne Wilson, Head Athletic Trainer Manny Romero, Assistant Strength & Conditioning Coach Ramsey Nijem, Director of Team Security & Player Development Hakeem Sylver. Last row (L to R): Seasonal Video Coordinator Joe Kennedy, Assistant Video Coordinator Travess Armenta, Assistant Player Development Coach Greg St. Jean, Ryan Hollins, Sim Bhullar, Eric Moreland, Nik Stauskas, Video Coordinator Elvis Valcarcel, Assistant Equipment Manager Miguel Lopez, Athletic Training Intern Ernie DeLosAngeles.

FINAL STATISTICS

PLAYER	G	GS	MIN	FG	FGA	PCT	3FG	3FGA	3PCT	FT	FTA	PCT	OFF	DEF	TOT	AST	PF	DQ	STL	TO	BLK	PTS	AVG
Cousins	59	59	2013	498	1066	.467	2	8	.250	423	541	.782	185	562	747	210	241	10	90	254	103	1421	24.1
Gay	68	67	2408	508	1116	.455	79	220	.359	337	393	.858	98	301	399	250	157	1	71	183	41	1432	21.1
Collison	45	45	1565	260	550	.473	60	161	.373	145	184	.788	19	124	143	252	95	0	67	112	14	725	16.1
McLemore	82	82	2670	363	831	.437	140	391	.358	130	160	.813	31	210	241	140	219	3	77	138	19	996	12.1
Casspi	67	19	1416	209	427	.489	35	87	.402	140	191	.733	54	206	260	102	107	0	31	88	9	593	8.9
Williams	74	6	1462	217	485	.447	49	156	.314	134	196	.684	41	161	202	50	67	0	34	56	4	617	8.3
McCallum	68	30	1436	206	470	.438	34	111	.306	57	84	.679	52	128	180	188	92	0	45	85	11	503	7.4
Landry	70	15	1192	190	369	.515	0	0	---	123	150	.820	99	169	268	26	132	1	15	54	17	503	7.2
Thompson	81	63	1991	201	428	.470	0	1	.000	89	143	.622	139	391	530	85	239	4	33	84	57	491	6.1
Sessions*	36	7	642	63	183	.344	6	28	.214	64	88	.727	13	56	69	96	45	0	13	51	0	196	5.4
A. Miller (TOT)	81	0	1253	145	290	.500	7	34	.206	58	77	.753	37	116	153	284	103	0	32	104	6	355	4.4
A. Miller (SAC)	30	0	622	68	148	.459	6	26	.231	30	38	.789	16	60	76	141	47	0	18	58	4	172	5.7
Stauskas	73	1	1127	108	296	.365	48	149	.322	55	64	.859	11	77	88	67	92	0	20	40	17	319	4.4
Evans	47	7	764	58	137	.423	0	2	.000	60	97	.619	97	202	299	32	91	0	22	45	5	176	3.7
Hollins	46	9	441	53	82	.646	0	0	---	31	54	.574	36	67	103	14	65	0	6	25	19	137	3.0
Q. Miller	6	0	61	4	18	.222	1	7	.143	8	11	.727	2	10	12	3	4	0	6	3	3	17	2.8
Stockton	3	0	33	2	6	.333	1	2	.500	3	6	.500	0	2	2	9	1	0	2	4	0	8	2.7
Bhullar	3	0	3	1	2	.500	0	0	---	0	0	---	0	1	1	1	0	0	0	0	1	2	0.7
Moreland	3	0	2	1	1	1.000	0	0	---	0	0	---	0	1	1	0	1	0	0	0	0	2	0.7
Wear	2	0	7	0	2	.000	0	1	.000	0	0	---	2	0	2	1	1	0	0	0	0	0	0.0
KINGS	82	-	19855	3010	6617	.455	461	1350	.341	1829	2400	.762	895	2728	3623	1667	1696	19	550	1333	324	8310	101.3
OPPONENTS	82	-	19855	3238	7094	.456	718	2055	.349	1420	1898	.748	898	2479	3377	1912	1958	14	712	1059	508	8614	105.0

* Did not finish season with the team

TEAM NOTES

- The Kings had three head coaches during the 2014-15 season - Michael Malone (beginning of the season until 12/15/14, record: 11-13), Tyrone Corbin (12/15/14 - 2/12/15, record: 7-21), George Karl (2/17/15 - end of the season, record: 11-19).
- Sacramento ranked ninth in rebounding (44.2 rpg) and 10th in free throw percentage (.762 FT%).
- DeMarcus Cousins was named to the 2015 Western Conference All-Star team, becoming the first Kings player since Brad Miller and Peja Stojakovic in 2004 to represent the Kings. Cousins recorded 14 points (6-7 FG, 2-3 FT) and seven rebounds in 18 minutes off the bench in the West's 163-158 win over the East at Madison Square Garden on February 16, 2015.
- Cousins was named to the All-NBA Second team after leading the Kings in points (24.1 ppg, ranked 5th in the NBA), rebounds (12.7 rpg, 3rd in the NBA) and blocks (1.76 bpg, 10th in the NBA). He also led the NBA in personal fouls drawn (8.8) and was tied for third in double-doubles (47).
- On March 6, 2015, at Orlando, Jason Thompson played in his 519th career game, becoming the Kings' career leader in games played in the Sacramento era. Thompson, who was traded to the Philadelphia 76ers in the offseason, finished his Kings career with 541 games.

2014-15 GAME-BY-GAME

G	DATE	SCORE	+/-	OPPONENT	W/L	REC	KINGS HI. SCORER/REBOUNDER	OPP. HI. SCORER/REBOUNDER	ATT
1	10/29	77- 95	-18	GOLDEN STATE	L	0-1	Cousins-20/Cousins-11	Curry-24/Curry,Green-10	17,317
2	10/31	103- 94	+9	PORTLAND	W	1-1	Gay-40/Cousins-9	Aldridge-22/Lillard-7	14,648
3	11/2	98- 92	+6	@L.A. Clippers	W	2-1	Cousins-34/Cousins-17	Griffin,Hawes-17/Jordan-9	19,060
4	11/3	110-105	+5	@Denver	W	3-1	Collison-21/Evans-14	Afflalo,McGee-16/Faried-10	12,516
5	11/5	131-109	+22	DENVER	W	4-1	Cousins-30/Cousins-11	Foye-19/Faried,Nurkic-5	14,539
6	11/7	114-112**	+2	@Phoenix	W	5-1	Cousins-25/Cousins-18	Bledsoe-23/Plumlee-16	15,476
7	11/9	93-101	-8	@Okla. City	L	5-2	Gay-23/Gay-10	Jackson-22/Ibaka,Lamb-9	18,203
8	11/11	98-106	-8	@Dallas	L	5-3	Gay-26/Cousins-11	Nowitzki-23/Chandler-11	19,663
9	11/13	110-111	-1	@Memphis	L	5-4	Gay-25/Cousins-12	Conley-22/Randolph-8	15,666
10	11/15	94- 91	+3	SAN ANTONIO	W	6-4	Cousins-25/Cousins-10	Ginobili-21/Diaw,Duncan-8	17,317
11	11/18	100-106	-6	NEW ORLEANS	L	6-5	Cousins-24/Cousins-17	Davis-28/Davis-9	16,526
12	11/20	103- 88	+15	CHICAGO	W	7-5	Cousins-22/Cousins-14	Butler-23/Noah-11	17,317
13	11/22	113-101	+12	@Minnesota	W	8-5	Cousins-31/Cousins-18	Wiggins-29/Dieng-10	13,191
14	11/25	99- 89	+10	@New Orleans	W	9-5	Casspi,Cousins-22/Cousins-12	Evans-22/Davis-9	17,037
15	11/26	89-102	-13	@Houston	L	9-6	Cousins-29/Cousins-17	Harden-26/Harden-7	18,058
16	11/28	104-112	-8	@San Antonio	L	9-7	Gay-23/Landry-10	Parker-27/Duncan-8	18,581
17	11/30	85- 97	-12	MEMPHIS	L	9-8	Gay-20/Evans-20	Randolph-22/Randolph-12	16,240
18	12/2	109-117	-8	TORONTO	L	9-9	McLemore-21/Evans-7	Lowry-27/Valanciunas-8	15,522
19	12/5	102-101*	+1	INDIANA	W	10-9	Gay-27/Thompson-10	West-16/Scola,West-8	15,512
20	12/6	96-105	-9	ORLANDO	L	10-10	Collison-22/Thompson-9	Harris-27/Dedmon-8	16,021
21	12/8	101- 92	+9	UTAH	W	11-10	Gay-29/Evans-13	Hayward-19/Gobert-9	16,511
22	12/9	95- 98	-3	@L.A. Lakers	L	11-11	Collison-26/Evans-14	Bryant-32/Boozer-9	18,267
23	12/11	109-113*	-4	HOUSTON	L	11-12	Collison-24/Thompson-15	Harden-44/Beverley-10	16,676
24	12/13	90- 95	-5	DETROIT	L	11-13	Gay-20/Landry-11	Monroe-24/Smith-13	16,242
25	12/16	92-104	-12	OKLAHOMA CITY	L	11-14	Gay-22/Hollins,Thompson-9	Westbrook-32/Adams-10	17,317
26	12/18	107-108	-1	MILWAUKEE	L	11-15	Cousins-27/Cousins-11	Knight-20/Dudley,Knight,Pachulia-5	15,645
27	12/21	108-101	+7	L.A. LAKERS	W	12-15	Cousins-29/Cousins-14	Young-26/Hill-9	17,317
28	12/22	108-128	-20	@Golden State	L	12-16	Cousins-22/Gay-9	Thompson-25/Barnes,Green-8	19,596
29	12/26	106-115	-9	PHOENIX	L	12-17	Collison-19/Evans-16	Marc. Morris-20/Len-11	17,317
30	12/27	135-129*	+6	NEW YORK	W	13-17	Cousins-39/Cousins-11	Anthony-36/Anthony-11	17,317
31	12/29	99-107	-8	@Brooklyn	L	13-18	Gay-25/Cousins-13	Plumlee-22/Garnett-8	17,732
32	12/31	84-106	-22	@Boston	L	13-19	Collison,Landry-14/Cousins-11	Sullinger-20/Sullinger-11	18,624
33	1/1	110-107	+3	@Minnesota	W	14-19	Collison,Gay-21/Landry-9	Wiggins-27/Dieng-10	13,337
34	1/4	95-114	-16	@Detroit	L	14-20	Cousins-18/Cousins-15	Jennings-35/Drummond-14	12,254
35	1/7	104- 83	+21	OKLAHOMA CITY	W	15-20	Gay-28/Cousins-15	Durant-24/Ibaka-10	16,037
36	1/9	108-118	-10	DENVER	L	15-21	Cousins-32/Cousins-13	Afflalo,Lawson-22/Faried-13	16,029
37	1/11	103- 84	+19	CLEVELAND	W	16-21	Cousins-26/Cousins-13	Love-25/Mozgov-12	16,143
38	1/13	104-108*	-4	DALLAS	L	16-22	Cousins-32/Cousins-16	Ellis-28/Chandler-17	15,747
39	1/16	83- 95	-12	MIAMI	L	16-23	Cousins-17/Cousins-11	Bosh-30/Bosh-7	16,350
40	1/17	108-117	-9	L.A. CLIPPERS	L	16-24	Thompson-23/Thompson-22	Griffin-30/Barnes-10	16,601
41	1/19	94- 98	-4	@Portland	L	16-25	Gay-26/Cousins-19	Lillard-22/Lillard,Robinson-6	19,441
42	1/21	100-103	-3	BROOKLYN	L	16-26	Cousins-28/Cousins-14	Lopez-22/Johnson-8	16,427
43	1/23	101-126	-25	@Golden State	L	16-27	Cousins-28/Cousins-11	Thompson-52/Lee-9	19,596
44	1/26	-----	-----	@ New York			PPD-SEVERE WEATHER (3/3)		
44	1/28	102-119	-17	@Toronto	L	16-28	Gay-22/Landry-7	Williams-27/Valanciunas-9	19,800
45	1/30	90-101	-11	@Cleveland	L	16-29	Cousins-21/Cousins-13	Love-23/Love-10	20,562
46	1/31	99- 94	+5	@Indiana	W	17-29	Gay-31/Cousins-19	Miles,West-17/Hibbert-7	18,165
47	2/3	96-121	-25	GOLDEN STATE	L	17-30	Cousins-26/Cousins-11	Curry-23/Speights-8	17,317
48	2/5	78-101	-23	DALLAS	L	17-31	Cousins-23/Cousins-11	Ellis-21/Chandler-16	16,993
49	2/7	90-102	-12	@Utah	L	17-32	Cousins-27/Evans-11	Hayward-30/Kanter-13	19,128
50	2/8	85- 83	+2	PHOENIX	W	18-32	Cousins-28/Cousins-12	Thomas-26/Plumlee-12	17,013
51	2/10	86-104	+18	@Chicago	L	18-33	Gay-24/Cousins-8	Gasol-26/Gasol-16	21,560
52	2/11	103-111	-8	@Milwaukee	L	18-34	Cousins-28/Cousins-19	Mayo-21/Middleton-10	13,046
53	2/20	109-101	+8	BOSTON	W	19-34	Cousins-31/Cousins-15	Bradley-28/Bass-10	17,317
54	2/21	99-126	-27	@L.A. Clippers	L	19-35	Cousins-21/Casspi-17	Rivers-28/Jordan-15	19,133
55	2/25	102- 90	+12	MEMPHIS	W	20-35	Gay-28/Evans,Thompson-11	Randolph-20/Koufos-9	16,794
56	2/27	96-107	-11	SAN ANTONIO	L	20-36	McLemore-21/Evans,Thompson-11	Parker-19/Splitter-9	17,317
57	3/1	99-110	-11	PORTLAND	L	20-37	Gay-24/Gay-8	Lillard-31/Aldridge-15	16,776
58	3/3	124- 86	+38	@New York	W	21-37	Gay-25/Cousins-10	Shved-15/Aldrich,Shved-7	19,812
59	3/4	85-112	-27	@San Antonio	L	21-38	Cousins-14/McCallum,Thompson-7	Leonard-21/Ayres-7	18,581
60	3/6	114-119	-5	@Orlando	L	21-39	Gay-39/Cousins-12	Oladipo-32/Frye-10	15,112
61	3/7	109-114*	-5	@Miami	L	21-40	Cousins,Gay-27/Cousins-17	Wade-28/Beasley-7	19,600
62	3/9	105-130	-25	@Atlanta	L	21-41	Gay-23/Cousins-14	Carroll,Korver-20/Carroll,Teague-5	18,418
63	3/11	113-106	+7	@Charlotte	W	22-41	McLemore-27/Cousins-14	Kidd-Gilchrist-23/Kidd-Gilchrist-9	15,885
64	3/13	107-114	-7	@Philadelphia	L	22-42	Cousins-39/Cousins-24	Covington-24/Noel-12	12,331
65	3/14	97-113	-16	@Washington	L	22-43	Cousins-30/Cousins,Evans,McCallum-6	Wall-31/Gooden-9	20,356
66	3/16	103-110	-7	ATLANTA	L	22-44	Cousins-20/Cousins-13	Teague-23/Millsap-10	16,835
67	3/18	105-116	-11	L.A. CLIPPERS	L	22-45	Gay-23/Evans-11	Paul-30/Jordan-15	16,785
68	3/20	101- 91	+10	CHARLOTTE	W	23-45	Gay-33/Evans-16	Henderson-20/Kidd-Gilchrist-7	16,799
69	3/22	109- 86	+23	WASHINGTON	W	24-45	Gay-26/Cousins-7	Beal-19/Gortat-7	17,008
70	3/24	107-106	+1	PHILADELPHIA	W	25-45	Cousins-33/Cousins-17	Covington-21/Noel-10	16,636
71	3/25	108- 99	+9	@Phoenix	W	26-45	Cousins-24/Cousins-11	Mark. Morris-24/Tucker-11	17,589
72	3/27	88-102	-14	@New Orleans	L	26-46	Cousins-39/Cousins-20	Evans-25/Asik-12	17,669
73	3/30	83- 97	-14	@Memphis	L	26-47	Gay-24/Evans-7	Conley-18/Koufos-12	17,218
74	4/1	111-115	-4	@Houston	L	26-48	Cousins-24/Cousins-21	Harden-51/Dorsey-11	18,312
75	4/3	95-101	-6	NEW ORLEANS	L	26-49	Cousins-24/Cousins-10	Gordon-21/Evans-12	17,021
76	4/5	95-101	-6	UTAH	L	26-50	Cousins-26/Cousins-12	Hood-25/Booker,Gobert-9	16,716
77	4/7	116-111	+5	MINNESOTA	W	27-50	Gay-33/McCallum-9	Martin-37/Wiggins-8	16,770
78	4/8	91-103	-12	@Utah	L	27-51	Casspi,Landry,McLemore-16/Thompson-11	Hood-20/Favors-11	18,351
79	4/10	103-116	-13	@Oklahoma City	L	27-52	McLemore-20/Thompson-14	Westbrook-27/Adams-11	18,203
80	4/12	111-122	-11	@Denver	L	27-53	Casspi-22/Casspi-7	Faried-30/Chandler-9	14,004
81	4/13	102- 92	+10	L.A. LAKERS	W	28-53	Casspi-26/Thompson-10	Clarkson-23/Davis-14	17,317
82	4/15	122- 99	+23	@L.A. Lakers	W	29-53	McLemore-24/Landry-9	Brown-32/Davis-12	18,997

* = OT

2015-16 SACRAMENTO KINGS



Front row — from left to right: Kings Head Coach George Karl, Omri Casspi, Quincy Acy, Rudy Gay, DeMarcus Cousins, Kosta Koufos, Caron Butler, Associate Head Coach Chad Iske. **Second row (L to R):** Assistant Coach Corliss Williamson, Assistant Coach Nancy Lieberman, Marco Belinelli, Seth Curry, Rajon Rondo, Darren Collison, Ben McLemore, Assistant Coach Anthony Carter, Assistant Coach John Welch. **Last row (L to R):** James Anderson, Eric Moreland, Willie Cauley-Stein, Daje Dukan.

FINAL STATISTICS

PLAYER	G	GS	MIN	FG	FGA	PCT	3FG	3FGA	3PCT	FT	FTA	PCT	OFF	DEF	TOT	AST	PF	DQ	STL	TO	BLK	PTS	AVG
Cousins	65	65	2246	601	1332	.451	70	210	.333	476	663	.718	158	589	747	214	236	7	101	249	92	1748	26.9
Gay	70	70	2379	466	1007	.463	74	215	.344	198	254	.780	103	353	456	120	184	1	100	139	51	1204	17.2
Collison	74	15	2219	377	776	.486	87	217	.401	194	226	.858	28	141	169	318	142	0	76	130	4	1035	14.0
Rondo	72	72	2537	355	782	.454	62	170	.365	87	150	.580	77	358	435	839	175	1	141	278	10	859	11.9
Casspi	69	21	1880	299	622	.481	112	274	.409	103	159	.648	58	352	410	95	154	1	56	94	17	813	11.8
Belinelli	68	7	1672	245	635	.386	91	297	.306	115	138	.833	10	107	117	127	91	0	37	80	2	696	10.2
McLemore	68	53	1443	195	455	.429	67	185	.362	74	103	.718	34	114	148	79	140	0	52	99	10	531	7.8
Cauley-Stein	66	39	1412	191	339	.563	0	2	.000	81	125	.648	134	218	352	37	146	1	48	46	66	463	7.0
Curry	44	9	692	102	224	.455	50	111	.450	45	54	.833	9	51	60	67	41	0	22	36	3	299	6.8
Koufos	78	14	1482	236	444	.532	0	0	---	57	104	.548	169	254	423	33	185	1	40	48	70	529	6.8
Dukan	1	0	24	2	10	.200	2	5	.400	0	0	---	2	2	4	1	2	0	1	0	0	6	6.0
Acy	59	29	876	119	214	.556	19	49	.388	50	68	.735	65	123	188	27	103	0	29	27	24	307	5.2
Butler	17	1	176	25	59	.424	3	18	.167	10	12	.833	5	17	22	10	19	0	9	3	1	63	3.7
Anderson	51	15	721	67	178	.376	23	86	.267	22	29	.759	13	73	86	41	54	0	21	42	14	179	3.5
Moreland	8	0	48	3	6	.500	0	0	---	2	4	.500	3	8	11	1	4	0	0	3	4	8	1.0
KINGS	82	-	19805	3283	7083	.464	660	1839	.359	1514	2089	.725	868	2760	3628	2009	1676	12	733	1326	368	8740	106.6
OPPONENTS	82	-	19805	3327	7194	.462	839	2293	.366	1450	1902	.762	926	2765	3691	1986	1800	10	722	1308	437	8943	109.1

* Did not finish season with the team

TEAM NOTES

- Kings Head Coach George Karl guided the Kings to a 33-49 record (18-23 home, 15-26 road) in their 31st season in Sacramento. The 33 wins were the most since the 2007-08 team won 38.
- The Kings were ranked third in scoring (106.6 ppg), fourth in assists (24.5 apg) and fifth in steals (8.94 spg).
- With the Golden 1 Center set to open prior to the 2016-17 season, the Kings played their final game in Sleep Train Arena, defeating the Oklahoma City Thunder, 114-112, on April 9, 2016.
- The 2015-16 Kings set new Sacramento-era records in three-point field goals made (660) and attempted (1,839) and two-point field goal percentage (.500).
- The Kings ended a 14-game losing streak to the Thunder in Oklahoma City with a 116-104 win on Jan. 4, 2016, and a 22-game losing streak to the Mavericks in Dallas thanks to a 104-101 decision on March 3, 2016.
- An All-Star Game appearance and an All-NBA Second Team nod for the second straight season, DeMarcus Cousins posted career-high averages in scoring (26.9 ppg), steals (1.55 spg) and minutes (34.6 mpg) while also averaging 11.5 rpg, 3.3 apg, 1.4 bpg. Among NBA leaders, Cousins ranked fourth in scoring, fifth in rebounding, sixth in double-doubles (47) and led all players in personal fouls drawn (8.9). Cousins recorded a career-high 56 points to set a new Sleep Train Arena record and a Sacramento-era record for most points in a game in a double-overtime loss to the Hornets on Jan. 25, 2016.
- Rajon Rondo averaged a league-leading 11.7 apg, becoming the first Kings player since Nate Archibald (1972-73, 11.4 apg) to lead the NBA in assists per game. With six triple-doubles during the 2015-16 season, Rondo established a new Sacramento-era single-season record.
- Willie Cauley-Stein was named to the 2015-16 NBA All-Rookie Second Team after averaging 7.0 ppg (.563 FG%, .648 FT%), 5.3 rpg, 1.00 bpg and 21.4 mpg in 66 contests, of which he started 39.

2015-16 GAME-BY-GAME

G	DATE	SCORE	+/-	OPPONENT	W/L	REC	KINGS HI. SCORER/REBOUNDER	OPP. HI. SCORER/REBOUNDER	ATT
1	10/28	104-111	-7	L.A. CLIPPERS	L	0-1	Cousins-32/Cousins-13	Griffin-33/Jordan-12	17,458
2	10/30	132-114	+18	L.A. LAKERS	W	1-1	Cousins,Rondo-21/Cousins-11	Clarkson-22/Kelly-6	17,391
3	10/31	109-114	-5	@L.A. Clippers	L	1-2	Rondo-21/C-S,Cousins,Gay-9	Griffin-37/Jordan-18	19,060
4	11/3	89-103	-14	MEMPHIS	L	1-3	Gay-19/Cauley-Stein-7	Randolph-20/Ja.Green-12	17,317
5	11/4	97-118	-21	@Phoenix	L	1-4	Koufos-16/Gay-8	Bledsoe-19/Chandler-11	16,497
6	11/6	110-116	-6	HOUSTON	L	1-5	Casspi,Collison-22/Cauley-Stein-9	Harden-43/Capela-12	16,983
7	11/7	94-103	-9	GOLDEN STATE	L	1-6	Belinelli,Gay-22/Rondo-12	Curry-24/Ezeli-12	17,317
8	11/9	88-106	-18	SAN ANTONIO	L	1-7	Cousins-21/Cousins-12	Leonard-24/Duncan-14	17,317
9	11/11	101-92	+9	DETROIT	W	2-7	Cousins-33/Casspi,Rondo-11	Jackson,Morris-16/Drummond-17	17,317
10	11/13	111-109	+2	BROOKLYN	W	3-7	Cousins-40/Cousins-13	Jack-21/Lopez-10	17,131
11	11/15	107-101	+6	TORONTO	W	4-7	Cousins-36/Cousins-10	DeRozan-24/Biyombo-6	17,006
12	11/18	97-103	-6	@Atlanta	L	4-8	Cousins-24/Cousins,Rondo-12	Millsap-23/Millsap-16	13,008
13	11/19	109-116	-7	@Miami	L	4-9	Belinelli-23/Gay-12	Wade-24/Bosh-11	19,600
14	11/21	97-91	+6	@Orlando	W	5-9	Cousins-29/Cousins-12	Harris-24/Vucevic-11	16,104
15	11/23	122-127*	-5	@Charlotte	L	5-10	Cousins-30/Cousins-11	Walker-39/Batum-10	14,163
16	11/25	129-118	+11	@Milwaukee	W	6-10	Gay-36/Koufos,Rondo-9	Anttkmpo,Middleton-21/Hnsn-11	14,120
17	11/27	91-101	-10	MINNESOTA	L	6-11	Belinelli-17/Koufos-13	Wiggins-22/Dieng,LaVine,Towns-8	17,317
18	11/28	101-120	-19	@Golden State	L	6-12	Gay-20/Acy,Casspi,Gay,Koufos-7	Curry-19/Ezeli,Green-11	19,596
19	11/30	112-98	+14	DALLAS	W	7-12	Cousins-31/Cousins-9	Parsons-14/Pachulia-10	16,937
20	12/3+	97-114	-17	BOSTON	L	7-13	Gay-18/Koufos-10	Olynky,Thomas-21/Johnson-7	18,660
21	12/5	113-120	-7	@Houston	L	7-14	McLemore-19/Koufos-12	Harden-31/Howard-18	17,318
22	12/6	95-98	-3	@Oklahoma City	L	7-15	Gay-20/Cousins-10	Durant-20/Adams-12	18,203
23	12/8	114-106	+8	UTAH	W	8-15	Cousins,Gay-23/Cousins-12	Burks,Hayward-18/Booker,Favors-10	16,505
24	12/10	99-97	+2	NEW YORK	W	9-15	Cousins-27/Cousins-11	Anthony-23/Anthony-14	17,317
25	12/15	107-97	+10	HOUSTON	W	10-15	Cousins-26/Gay-13	Harden-33/Capela-9	17,317
26	12/18	95-99	-4	@Minnesota	L	10-16	Cousins-24/Cousins-12	Wiggins-32/Dieng-9	12,770
27	12/20	104-94	+10	@Toronto	W	11-16	Gay,Rondo-19/Casspi-11	DeRozan-28/Biyombo-13	19,800
28	12/21	99-113	-14	@Washington	L	11-17	Cousins-22/Cousins,Rondo-8	Gortat-27/Gortat-16	15,124
29	12/23	108-106	+2	@Indiana	W	12-17	Cousins-25/Cousins-16	Ellis-21/George-10	18,165
30	12/27	94-98	-4	PORTLAND	L	12-18	Cousins-36/Gay-14	McCollum-35/Leonard,McCollum-11	17,317
31	12/28	103-122	-19	@Golden State	L	12-19	Casspi-36/Acy-10	K.Thompson-29/Curry-14	19,596
32	12/30	105-110	-5	PHILADELPHIA	L	12-20	Belinelli-28/Casspi,Cousins-11	Noel-20/Grant-11	17,317
33	1/2	142-119	+23	PHOENIX	W	13-20	Cousins-32/Cousins-9	Knight-23/Knight,Warren-5	17,317
34	1/4	116-104	+12	@Oklahoma City	W	14-20	Cousins-33/Cousins-19	Ibaka-25/Adams-10	18,203
35	1/5	116-117**	-1	@Dallas	L	14-21	Cousins-35/Cousins-17	Williams-25/Pachulia-17	20,059
36	1/7	118-115	+3	L.A. LAKERS	W	15-21	Cousins-29/Cousins-10	Bryant-28/Randle-10	17,386
37	1/9	116-128	-12	GOLDEN STATE	L	15-22	Cousins-33/Cousins-10	Curry-38/Bogut-11	17,317
38	1/13	97-109	-12	NEW ORLEANS	L	15-23	Cousins-32/Cousins-12	Davis,Gordon-24/Asik-13	17,317
39	1/14	103-101	+2	@Utah	W	16-23	Cousins-36/Cousins-17	Hayward-21/Gobert-12	17,894
40	1/16	110-103	+7	@L.A. Clippers	W	17-23	Cousins-19/Cousins-13	Redick-22/Aldrich-10	19,191
41	1/20	112-93	+19	@L.A. Lakers	W	18-23	Cousins-36/Cousins-16	Bass-18/Randle-12	18,997
42	1/21	91-88	+3	ATLANTA	W	19-23	Cousins-24/Cousins-16	Millsap-14/Millsap-14	17,019
43	1/23	108-97	+11	INDIANA	W	20-23	Cousins-48/Cousins-13	George-34/J.Hill-13	17,419
44	1/25	128-129**	-1	CHARLOTTE	L	20-24	Cousins-56/Cousins-12	Daniels-28/Kaminsky-8	16,991
45	1/26	97-112	-15	@Portland	L	20-25	Cousins-17/Casspi-8	McCollum-18/Plumlee-8	19,393
46	1/28	105-114	-9	@New Orleans	L	20-26	Cousins,McLemore-26/Cousins-10	Anderson-36/Asik-13	15,636
47	1/30	117-121	-4	@Memphis	L	20-27	Gay-21/Cousins-14	Je.Green-29/Gasol-6	18,119
48	2/1	111-104	+7	MILWAUKEE	W	21-27	Gay-32/Koufos-11	Monroe-24/Monroe-12	16,827
49	2/3	102-107	-5	CHICAGO	L	21-28	Cousins-30/Cousins-11	Moore-24/Gasol-13	17,317
50	2/5	119-128	-9	@Brooklyn	L	21-29	Collison-25/Cousins-10	Johnson-27/Young-14	14,432
51	2/7	119-128	-9	@Boston	L	21-30	Cousins-31/Cousins-7	Bradley-25/Johnson-9	18,624
52	2/8	100-120	-20	@Cleveland	L	21-31	Casspi,Gay-16/Cousins,Rondo-8	Irving-32/Shumpert-11	20,562
53	2/10	114-110	+4	@Philadelphia	W	22-31	Cousins-28/Cousins-12	Covington-29/Okafor-10	12,501
54	2/19	116-110	+6	DENVER	W	23-31	Cousins-37/Cousins-20	Gallinari-27/Barton,Faried-9	17,317
55	2/23	114-110	+4	@Denver	W	24-31	Cousins-39/Gay-10	Barton-18/Jokic-13	15,721
56	2/24	92-108	-16	SAN ANTONIO	L	24-32	Cousins-22/Cousins-10	Parker-23/Aldridge-9	17,317
57	2/26	107-117	-10	L.A. CLIPPERS	L	24-33	Cousins-26/Cousins-15	Paul-40/Jordan-11	17,317
58	2/29	116-131	-15	OKLAHOMA CITY	L	24-34	Cousins-35/Cousins-12	Durant-27/Westbrook-13	17,317
59	3/2	98-104	-6	@Memphis	L	24-35	Cousins-18/Cousins-16	Conley-24/Martin,Randolph-8	15,310
60	3/3	104-101	+3	@Dallas	W	25-35	Cousins-22/Cousins-13	Parsons-28/Lee-11	19,910
61	3/5	94-104	-10	@San Antonio	L	25-36	Cousins-31/Cousins-9	Leonard-25/Leonard-13	18,418
62	3/7	112-115	-3	@New Orleans	L	25-37	Cousins-40/Cousins-16	Davis-31/Davis-10	16,403
63	3/9	111-120	-9	CLEVELAND	L	25-38	Cousins-29/Cousins-11	Irving-30/Thompson-15	17,317
64	3/11	100-107	-7	ORLANDO	L	25-39	Koufos-19/Gay-7	A.Gordon-20/Gordon-11	17,081
65	3/13	99-108	-8	UTAH	L	25-40	Cousins-31/Cousins-10	Favors-28/Favors-14	17,023
66	3/15	106-98	+8	@L.A. Lakers	W	26-40	Collison,Cousins-22/Cousins,Gay-8	Williams-17/Randle-11	18,997
67	3/16	108-123	-15	NEW ORLEANS	L	26-41	Collison-23/Cousins-12	Anderson-29/Davis-14	17,086
68	3/18	108-115	-7	@Detroit	L	26-42	Cousins-31/Cousins-10	Morris-24/Drummond-11	15,982
69	3/20	88-80	+8	@New York	W	27-42	Cousins-24/Cousins-20	Lopez-23/Lopez-20	19,812
70	3/21	102-109	-7	@Chicago	L	27-43	Collison,Cousins-19/Cousins-18	Gibson,Rose-18/Gasol-14	21,531
71	3/23	104-113	-9	@Minnesota	L	27-44	Rondo-25/Koufos-15	Towns-26/Dieng-12	12,151
72	3/25	116-94	+22	PHOENIX	W	28-44	Cousins-29/Cousins-11	Booker-26/Jenkins,Tucker-8	17,317
73	3/27	133-111	+22	DALLAS	W	29-44	Cauley-Stein-21/Cousins-12	Felton-15/Lee,Powell-6	17,147
74	3/28	93-105	-12	@Portland	L	29-45	Curry-21/Cauley-Stein-14	Crabbe-21/Davis-9	19,393
75	3/30	120-111	+9	WASHINGTON	W	30-45	Cousins-29/Cousins-10	Beal-24/Gortat-12	17,185
76	4/1	106-112	-6	MIAMI	L	30-46	Collison-26/Gay-13	Green-30/Whiteside-13	17,317
77	4/2	115-106	+9	@Denver	W	31-46	Gay-25/C-S,Gay-9	Harris-19/Jokic-13	15,607
78	4/5	107-115	-8	PORTLAND	L	31-47	Cousins-30/Rondo-10	McCollum-30/Harkless-16	17,317
79	4/7	97-105	-8	MINNESOTA	L	31-48	Collison-19/Gay-13	Bjelica,Dieng,LaVine-18/Dieng-13	17,317
80	4/9	114-112	+2	OKLAHOMA CITY	W	32-48	Collison-27/Acy,Gay-8	Durant-31/Adams,Ibaka-8	17,317
81	4/11	105-101	+4	@Phoenix	W	33-48	Curry-20/Koufos-8	Teletovic-26/Len-12	17,288
82	4/13	81-116	-35	@Houston	L	33-49	McLemore-24/Koufos-11	Harden-38/Capela-17	18,311

+ = Mexico City

2016-17 SACRAMENTO KINGS



Front row — from left

to right: Kings Head Coach David Joerger, Arron Afflalo, Anthony Tolliver, Rudy Gay, Kosta Koufos, Willie Cauley-Stein, Garrett Hield (TOT), Evans (TOT), Head Coach Elston Turner. **Second row (L to R):** Assistant Coach Duane Ticknor, Assistant Coach Bryan Gates, Assistant Coach Bob Thornton, Tyreke Evans, Ty Lawson, Darren Collison, Temple, Langston Galloway, Ben McLemore, Assistant Coach Larry Lewis, Assistant Coach Jason March, Assistant Coach/Scout Dan Hartfield. **Last row (L to R):** Buddy Hield, Skal Labissiere, Georgios Papagiannis, Malachi Richardson.

FINAL STATISTICS

PLAYER	G	GS	MIN	FG	FGA	PCT	3FG	3FGA	3PCT	FT	FTA	PCT	OFF	DEF	TOT	AST	PF	DQ	STL	TO	BLK	PTS	AVG
Cousins	55	55	1891	505	1118	.452	95	267	.356	423	549	.770	115	468	583	266	203	4	75	207	74	1528	27.8
Gay	30	30	1013	201	442	.455	42	113	.372	118	138	.855	35	155	190	83	79	0	44	74	26	562	18.7
Collison	68	63	2063	340	714	.476	73	175	.417	147	171	.860	23	129	152	312	119	0	67	114	9	900	13.2
Hield (TOT)	82	55	1888	327	767	.426	148	379	.391	64	76	.842	35	233	268	121	115	0	38	101	9	866	10.6
Hield (SAC)	25	18	727	142	296	.480	59	138	.428	35	43	.814	16	86	102	44	34	0	20	53	2	378	15.1
Evans (TOT)	40	6	788	150	370	.405	42	118	.356	69	92	.750	13	124	137	124	60	0	35	61	9	411	10.3
Evans (SAC)	14	6	314	59	143	.413	21	48	.438	24	34	.706	7	44	51	33	19	0	12	22	5	163	11.6
Lawson	69	25	1732	237	522	.454	34	118	.288	173	217	.797	44	135	179	334	119	1	74	129	6	681	9.9
Labissiere	33	12	612	117	218	.537	3	8	.375	52	74	.703	51	112	163	27	64	1	16	37	13	289	8.8
Afflalo	61	45	1580	185	420	.440	62	151	.411	83	93	.892	9	116	125	78	104	0	21	42	6	515	8.4
Cauley-Stein	75	21	1421	255	481	.530	0	2	.000	101	151	.669	85	254	339	80	147	1	53	69	44	611	8.1
McLemore	61	27	1176	180	419	.430	65	170	.382	70	93	.753	19	110	129	51	108	0	29	62	6	495	8.1
Galloway (TOT)	74	2	1494	207	545	.380	120	308	.390	51	64	.797	27	129	156	93	96	0	46	46	6	585	7.9
Galloway (SAC)	19	2	375	42	104	.404	19	40	.475	11	12	.917	7	28	35	28	20	0	6	18	1	114	6.0
Temple	65	20	1728	183	432	.424	82	220	.373	58	74	.784	32	152	184	168	141	0	84	78	28	506	7.8
Barnes	54	13	1366	147	383	.384	69	211	.327	50	66	.758	55	238	293	150	138	0	36	83	17	413	7.6
Tolliver	65	9	1477	155	351	.442	90	230	.391	61	82	.744	51	186	237	77	109	0	34	56	20	461	7.1
Koufos	71	62	1419	216	392	.551	0	1	.000	38	62	.613	118	285	403	47	172	2	36	61	48	470	6.6
Farmar	2	0	35	4	12	.333	4	9	.444	0	0	---	1	2	3	9	1	0	2	3	0	12	6.0
Casspi	22	2	397	53	117	.453	11	29	.379	12	21	.571	20	70	90	26	23	0	10	17	1	129	5.9
Papagiannis	22	0	355	56	102	.549	0	2	.000	12	14	.857	24	62	86	20	44	0	3	24	17	124	5.6
Richardson	22	0	198	28	68	.412	8	28	.286	15	19	.789	3	20	23	11	23	0	5	8	1	79	3.6
KINGS	82	-	19880	3105	6734	.461	737	1960	.376	1483	1913	.775	715	2652	3367	1844	1667	9	627	1201	324	8430	102.8
OPPONENTS	82	-	19880	3153	6824	.462	896	2462	.364	1546	1988	.778	826	2689	3515	1941	1646	10	694	1304	420	8748	106.7

TEAM NOTES

- Kings Head Coach Dave Joerger guided the Kings to a 32-50 record (17-24 home, 15-26 road) in his first season as the team's head coach and the Kings' 32nd season in Sacramento.
- The Kings opened the brand new Golden 1 Center in downtown Sacramento and sold out all 41 home games, averaging 17,608 fans each game.
- On February 20, 2017, The Sacramento Kings acquired guards Buddy Hield, Tyreke Evans, Langston Galloway and 2017 first and second-round draft selections from the New Orleans Pelicans in exchange for forward/center DeMarcus Cousins and forward Omri Casspi.
- In games decided by three points or less, Sacramento was 10-6 on the season and 17-13 in games decided by five points or less.

2016-17 GAME-BY-GAME

G	DATE	SCORE	+/-	OPPONENT	W/L	REC	KINGS HI. SCORER/REBOUNDER	OPP. HI. SCORER/REBOUNDER	ATT
1	10/26	113-94	+19	@Phoenix	W	1-0	Cousins-24/Barnes-7	Booker-18/Chandler-10	18,055
2	10/27	94-102	-8	SAN ANTONIO	L	1-1	Cousins-37/Cousins-16	Leonard-30/Anderson-8	17,608
3	10/29	106-103	+3	MINNESOTA	W	2-1	Cousins-29/Cousins,Koufos-7	Wiggins-29/Dieng-13	17,608
4	10/31	95-106	-11	@Atlanta	L	2-2	Gay-22/Cousins-12	Howard-18/Millsap-13	12,501
5	11/1	96-108*	-12	@Miami	L	2-3	Cousins, Gay-30/Gay-12	Dragic-25/Whiteside-11	19,612
6	11/3	94-102	-8	@Orlando	L	2-4	Cousins-33/Cousins,Koufos, Lawson-7	Fournier-29/Gordon-11	17,026
7	11/5	91-117	-26	@Milwaukee	L	2-5	Temple-19/Koufos-7	Teletovic-22/Antetokounmpo-8	16,021
8	11/6	96-91	+5	@Toronto	W	3-5	Gay-23/Cousins-14	DeRozan-23/Patterson-9	19,800
9	11/8	102-94	+8	NEW ORLEANS	W	4-5	Cousins-28/Barnes-8	Davis-34/Asik-9	17,608
10	11/10	91-101	-10	L.A. LAKERS	L	4-6	Cousins-28/Cousins-9	Williams-21/Randle-8	17,608
11	11/11	120-122*	-2	@Portland	L	4-7	Cousins-33/Gay-14	Lillard-36/Harkless-8	19,918
12	11/16	105-110	-5	SAN ANTONIO	L	4-8	Cousins-26/Cousins-17	P.Gasol-24/Aldridge-8	17,608
13	11/18	115-121	-6	L.A. CLIPPERS	L	4-9	Cousins-38/Cousins-13	Griffin-29/Jordan-12	17,608
14	11/20	102-99	+3	TORONTO	W	5-9	Gay-23/Cousins-10	Lowry-25/Valanciunas-13	17,608
15	11/23	116-101	+15	OKLAHOMA CITY	L	6-9	Cousins-36/Cousins-13	Westbrook-31/Westbrook-11	17,608
16	11/25	104-117	-13	HOUSTON	L	6-10	Cousins-32/Cousins-9	Harden-23/Ariza,Capella-10	17,608
17	11/27	122-105	+17	@Brooklyn	W	7-10	Cousins-37/Cousins-11	Kilpatrick-22/Hamilton-10	13,646
18	11/28	95-101*	-6	@Washington	L	7-11	Cousins-36/Cousins-20	Beal-31/Obure Jr.-11	12,751
19	12/2	92-97	-5	@Boston	L	7-12	Cousins-28/Barnes-16	Horford-26/Bradley,Jerebko-9	18,624
20	12/4	98-106	-8	@New York	L	7-13	Cousins-36/Cousins-13	Anthony,Rose-20/Porzingis-14	19,812
21	12/7	120-89	+31	@Dallas	W	8-13	Cousins-24/Cousins-13	Williams-20/Mejri-7	19,711
22	12/9	100-103	-3	NEW YORK	L	8-14	Cousins-28/Cousins-12	Anthony-33/Porzingis,O'Quinn-11	17,608
23	12/10	84-104	-20	@Utah	L	8-15	Gay-20/Cousins-10	Hayward-26/Gobert-15	19,331
24	12/12	116-92	+24	L.A. LAKERS	W	9-15	Cousins-31/Cousins-17	Russell-17/Randle-8	17,608
25	12/14	98-132	-34	@Houston	L	9-16	Temple-20/Tolliver-10	Anderson-22/Harden-11	15,037
26	12/16	96-92	+4	@Memphis	W	10-16	Cousins-22/Koufos-13	Gasol-20/Allen,Randolph-9	15,987
27	12/18	79-99	-20	@Dallas	L	10-17	Cousins-33/Koufos-9	Finney-Smith-17/Barnes-9	19,504
28	12/20	126-121	+5	PORTLAND	W	11-17	Cousins-55/Cousins-14	McCollum-36/Ma.Plumlee-13	17,608
29	12/21	94-93	+1	@Utah	W	12-17	Cousins-21/Cousins-8	Hayward-28/Gobert-14	19,195
30	12/23	109-105	+4	@Minnesota	W	13-17	Cousins-32/Cousins-7	LaVine-40/L.Towns-13	13,288
31	12/26	102-100	+2	PHILADELPHIA	W	14-17	Cousins-30/Gay-9	Embiid-25/Saric-9	17,608
32	12/28	89-102	-13	@Portland	L	14-18	Cousins-28/Koufos-10	McCollum-20/Ma. Plumlee-14	19,665
33	12/31	98-112	-14	MEMPHIS	L	14-19	Cousins-26/Barnes,Koufos-8	Conley-22/Conley-8	17,608
34	1/3	120-113	+7	@Denver	W	15-19	Cousins-31/Cousins-6	Gallinari-24/Jokic,Nurkic-6	11,018
35	1/4	102-107	-5	MIAMI	L	15-20	Afflalo, Lawson, Temple-15/Barnes-7	T.Johnson-23/Richardson-8	17,608
36	1/6	98-106	-8	L.A. CLIPPERS	L	15-21	Cousins-25/Cousins-11	Rivers-24/Speights-11	17,608
37	1/8	106-117	-12	GOLDEN STATE	L	15-22	Gay-23/Cousins-10	Curry-30/Durant,Green,Iguodala, Pachulia-7	17,608
38	1/10	100-94	+6	DETROIT	W	16-22	Cousins-24/Cousins-11	Caldwell-Pope-21/Drummond-12	17,608
39	1/13	108-120	-12	CLEVELAND	L	16-23	Cousins-26/Gay-10	Irving-26/Love-17	17,608
40	1/15	118-122	-4	OKLAHOMA CITY	L	16-24	Cousins-31/Cousins-11	Westbrook-36/Kanter-12	17,608
41	1/18	100-106	-6	INDIANA	L	16-25	Cousins-25/Cousins-12	George-24/Teague-7	17,608
42	1/20	91-107	-16	@Memphis	L	16-26	Cousins-19/Cousins-10	Gasol-28/Allen,Randolph-10	16,991
43	1/21	99-102	-3	@Chicago	L	16-27	Cousins-42/Cousins-14	Wade-30/Felicio-10	21,606
44	1/23	109-104	+5	@Detroit	W	17-27	Cousins-22/Cousins-13	Jackson-18/Drummond-12	14,017
45	1/25	116-112*	+4	@Cleveland	W	18-27	Cousins-28/Cousins-11	James-24/Love-16	20,562
46	1/27	111-115*	-4	@Indiana	L	18-28	Collison,Cousins-26/Cousins-16	George-33/Teague-8	17,522
47	1/28	109-106	+3	@Charlotte	W	19-28	Cousins-35/Cousins-18	Walker-26/Batum,Hawes-7	18,597
48	1/30+	119-122	-3	@Philadelphia	L	19-29	Cousins-46/Cousins-15	Covington-23/Covington-10	15,840
49	1/31	83-105	-22	@Houston	L	19-30	Cousins-16/Barnes-11	Anderson-25/Anderson,Capela-11	15,187
50	2/3	103-105	-2	PHOENIX	L	19-31	Collison-28/Cousins-11	Booker-33/Chandler-12	17,608
51	2/4	109-106*	+3	GOLDEN STATE	W	20-31	Cousins-32/Barnes-14	Curry-35/Durant-9	17,608
52	2/6	107-112	-5	CHICAGO	L	20-32	Lawson-22/Cousins-14	Wade-31/Carter-Williams,Lopez,Wade-6	17,608
53	2/8	108-92	+16	BOSTON	W	21-32	Collison-26/Barnes,Koufos-11	Thomas-26/Ollynyk-11	17,608
54	2/10	108-107	+1	ATLANTA	W	22-32	Collison,Cousins,McLemore-22/Cousins-11	Hardaway-28/Howard-11	17,608
55	2/12	105-99	+6	NEW ORLEANS	W	23-32	Cousins-28/Cousins-14	Davis-32/Davis-10	17,608
56	2/14	97-96	+1	@L.A. Lakers	W	24-32	Cousins-40/Cousins-12	Williams-29/Clarkson,Randle-7	19,997
57	2/15	86-109	-23	@Golden State	L	24-33	Barnes-15/Barnes-14	Thompson-35/McGee-10	19,596
58	2/23	116-100	+16	DENVER	W	25-33	Cauley-Stein-29/Cauley-Stein-10	Harris-23/Jokic-11	17,608
59	2/25	85-99	-14	CHARLOTTE	L	25-34	McLemore-18/Labissiere-13	Kaminsky-23/Kaminsky-13	17,608
60	2/27	88-102	-14	MINNESOTA	L	25-35	Cauley-Stein,Koufos,McLemore-14/Koufos-11	Towns-29/Towns-17	17,608
61	3/1	100-109	-9	BROOKLYN	L	25-36	Hield-16/Tolliver-6	Lopez-24/Booker,Lopez-8	17,608
62	3/5	109-110*	-1	UTAH	L	25-37	Lawson-19/Koufos-10	Hood-28/Gobert-23	17,608
63	3/6	96-108	-12	@Denver	L	25-38	Collison-17/Koufos-9	Chandler-36/Chandler,Plumlee-11	11,614
64	3/8	104-114	-10	@San Antonio	L	25-39	Evans-26/Koufos-10	Ginobili-19/Lee-10	18,418
65	3/10	122-130*	-8	WASHINGTON	L	25-40	Cauley-Stein-20/Cauley-Stein-13	Beal-38/Beal-10	17,608
66	3/11	92-105	-13	DENVER	L	25-41	Hield-17/Koufos-8	Harris-24/Jokic-14	17,608
67	3/13	120-115	+5	ORLANDO	W	26-41	Collison,Tolliver-19/ Cauley-Stein-8	Vucevic-23/Payton-10	17,608
68	3/15	107-101	+6	@Phoenix	W	27-41	Labissiere-32/Cauley-Stein,Labissiere-11	Warren-24/Williams-11	17,196
69	3/18	94-110	-16	@Oklahoma City	W	27-42	Papagiannis-14/Papagiannis-11	Westbrook-28/Adams-13	18,203
70	3/19	102-118	-16	@San Antonio	L	27-43	Hield,Cauley-Stein-18/Papagiannis-10	Gasol-22/Gasol-9	18,418
71	3/22	104-113	-18	MILWAUKEE	L	27-44	Hield-21/Cauley-Stein,Labissiere-8	Antetokounmpo-32/ Antetokounmpo 14	17,608
72	3/24	100-114	-14	@Golden State	L	27-45	Hield-22/Labissiere-10	Curry-27/McGee-10	19,596
73	3/26	98-97	+1	@L.A. Clippers	W	28-45	Collison-19/Cauley-Stein-14	Jordan-20/Jordan-11	19,060
74	3/27	91-90	+1	MEMPHIS	W	29-45	Collison-23/Cauley-Stein-9	Conley-22/Randolph-15	17,608
75	3/29	82-112	-30	UTAH	L	29-46	McLemore-22/Cauley-Stein-8	Hayward-20/Gobert-15	17,608
76	3/31	89-117	-28	@New Orleans	L	29-47	McLemore-15/Cauley-Stein-14	Cousins-37/Cousins-13	17,304
77	4/1	123-117	+6	@Minnesota	W	30-47	Hield-22/Cauley-Stein-10	Wiggins-32/Towns-11	18,960
78	4/4	98-87	+1	DALLAS	W	31-47	McLemore-22/Cauley-Stein-16	Brussino-13/Noel-10	17,608
79	4/7	94-98	-4	@L.A. Lakers	L	31-48	Labissiere-19/Papagiannis-10	Randle-25/Nance Jr.-11	18,997
80	4/9	128-135	-7	HOUSTON	L	31-49	Labissiere-25/Cauley-Stein-10	Harden-35/Harden-11	17,608
81	4/11	129-104	+25	PHOENIX	W	32-49	Hield-30/Lawson,McLemore-10	Ulis-27/Williams-11	17,608
82	4/12	95-115	-20	@L.A. Clippers	L	32-50	Cauley-Stein-19/Cauley-Stein-14	Jordan,Redick-18/Jordan-17	19,060

+ = postponed to later date

2017-18 SACRAMENTO KINGS



Front row — from left to right: Kings Head Coach David Joerger, Vince Carter, Justin Jackson, De'Aaron Fox, Buddy Hield, Bogdan Bogdanovic, Frank Mason III, Head Coach Elston Turner. **Second row (L to R):** Assistant Coach Duane Ticknor, Assistant Coach Bryan Gates, Assistant Coach Phil Ricci, Assistant Coach Bob Thornton, Iman Shumpert, Skal Labissiere, Zach Randolph, Kosta Koufos, Willie Cauley-Stein, Garrett Temple, Director of Sports Medicine Pete Youngman, Assistant Coach Larry Lewis, Assistant Coach Jason March, Assistant Coach/Scout Dan Hartfield, Assistant Coach Jenny Boucek. **Last row (L to R):** Bruno Caboclo, Jack Cooley, Harry Giles III, Jakarr Sampson

FINAL STATISTICS

PLAYER	G	GS	MIN	FG	FGA	PCT	3FG	3FGA	3PCT	FT	FTA	FTCT	OFF	DEF	TOT	AST	PF	DQ	STL	TO	BLK	PTS	AVG
Randolph	59	58	1508	361	763	.473	51	147	.347	84	107	.785	97	300	397	127	119	0	42	116	10	857	14.5
Hield	80	13	2024	416	933	.446	176	408	.431	71	81	.877	55	252	307	155	148	0	85	124	22	1079	13.5
Cauley-Stein	73	57	2044	388	773	.502	3	12	.250	153	247	.619	131	379	510	172	185	2	77	109	67	932	12.8
Bogdanovic	78	52	2175	344	772	.446	129	329	.392	100	119	.840	31	192	223	258	172	0	72	125	16	917	11.8
Fox	73	61	2026	328	797	.412	47	153	.307	141	195	.723	33	171	204	320	163	1	70	173	20	844	11.6
Hill	43	36	1143	153	326	.469	58	128	.453	77	99	.778	22	95	117	119	75	0	39	60	12	441	10.3
Labissiere	60	29	1240	205	458	.448	18	51	.353	95	118	.805	99	189	288	72	132	0	25	73	49	523	8.7
Temple	65	35	1615	199	476	.418	89	227	.392	60	78	.769	22	130	152	124	135	0	57	79	27	547	8.4
Mason	52	2	984	144	380	.379	31	86	.360	94	115	.817	30	100	130	147	72	0	34	65	10	413	7.9
Koufos	71	12	1391	222	389	.571	0	0	---	33	74	.446	149	323	472	87	146	0	47	49	32	477	6.7
Jackson	68	41	1506	185	419	.442	57	185	.308	26	36	.722	27	160	187	74	81	0	28	40	13	453	6.7
Cooley	7	0	87	13	27	.481	0	0	---	14	19	.737	14	16	30	6	13	0	1	3	0	40	5.7
Carter	58	4	1026	114	283	.403	57	165	.345	28	37	.757	18	130	148	69	96	0	42	36	26	313	5.4
Sampson	22	6	344	44	81	.543	5	10	.500	10	16	.625	21	57	78	9	48	0	8	8	22	103	4.7
Shumpert (TOT)	14	6	276	22	58	.379	7	26	.269	11	15	.733	7	34	41	17	22	0	9	16	4	62	4.4
Richardson	25	4	319	29	88	.330	12	39	.308	17	22	.773	5	28	33	13	27	0	10	10	1	87	3.5
Hayes (TOT)	9	0	122	11	33	.333	4	16	.250	1	3	.333	4	18	22	6	8	0	2	2	3	27	3.0
Hayes (SAC)	5	0	105	8	28	.286	2	12	.167	0	2	.000	4	18	22	4	8	0	2	1	3	18	3.6
Caboclo (TOT)	12	0	106	9	31	.290	3	17	.176	5	6	.833	7	15	22	4	8	0	3	4	4	26	2.2
Caboclo (SAC)	10	0	100	9	29	.310	3	15	.200	5	6	.833	7	14	21	3	7	0	2	4	4	26	2.6
Papagiannis	16	0	118	17	41	.415	0	0	---	0	0	---	12	24	36	9	12	0	2	8	6	34	2.1
KINGS	82	-	19755	3179	7063	.450	738	1967	.375	1008	1371	.735	777	2578	3355	1768	1639	3	643	1125	340	8104	98.8
OPPONENTS	82	-	19755	3177	6759	.470	976	2586	.377	1347	1760	.765	745	2843	3588	1939	1422	4	636	1175	389	8677	105.8

TEAM NOTES

- Kings Head Coach Dave Joerger led the Kings to a 27-55 record (14-27 home, 13-28 road) in his second season as the team's head coach and the Kings' 33rd season in Sacramento. Joerger picked up his 200th career win as a head coach on Mar. 9 versus Orlando.
- The Kings made the second most buzzer beaters this season tied with the Houston Rockets with five as De'Aaron Fox (11/9, 1/25) and Bogdan Bogdanovic (11/27, 4/6) each made two while Skal Labissiere knocked down one of his own (3/4).
- On February 8, 2018, the Sacramento Kings made two deadline day trade deals. In a trade with the Cavaliers, the Kings acquired Iman Shumpert and Joe Johnson as well as a 2020 second-round draft pick, the rights to Dimitrios Agravanis and cash considerations in exchange for guard George Hill and the rights to center Arturas Gudaitis. In the second deal with Toronto, Sacramento swapped forward Bruno Caboclo for guard Malachi Richardson.
- When holding opponents to under 100 points, Sacramento finished the season with a record of 18-7.
- The Kings ended the season undefeated in overtime after the team was able to win all three games that went past regulation.
- Bogdan Bogdanovic earned 2017-18 All-Rookie Second Team honors after averaging 11.8 ppg (.446 FG%, .392 3pt%, .840 FT%), 2.9 rpg, 3.3 apg, 0.9 spg and 27.9 mpg in 78 games, 52 of which he started.
- The Kings snapped a six-game skid to the Miami Heat as well as a 16-game road losing streak in Miami after defeating the Heat, 89-88, on Jan. 25, 2018. Sacramento went on to beat the Heat, 123-119, in overtime at the Golden 1 Center on Mar. 14, 2018 marking the first season since 2001-02 that the Kings swept the Heat.
- The Kings ended an eight-game road losing streak to the Warriors on Nov. 27, 2017. Sacramento would go on to also win the second road game the series on Mar. 16, 2018 marking the first time the team won both games in Oakland in the same year since the 2002-03 season. Over the past five seasons, only two others teams have knocked off the Warriors twice at Oracle Arena in the same season. The Denver Nuggets and San Antonio Spurs both won two contests in Oakland during the 2013-14 season.

2017-18 GAME-BY-GAME

G	DATE	SCORE	+/-	OPPONENT	W/L	REC	KINGS HI. SCORER/REBOUNDER	OPP. HI. SCORER/REBOUNDER	ATT
1	10/18	100-105	-5	HOUSTON	L	0-1	Cauley-Stein-21/Cauley-Stein, Labissiere-10	Harden-27/Capela-17	17,583
2	10/20	93-88	+5	@Dallas	W	1-1	Hill-21/Cauley-Stein-11	Barnes-24/Nowitzki-9	19,273
3	10/21	79-96	-17	@Denver	L	1-2	Fox-18/Randolph-9	Millsap, Faried-18/Chandler-12	19,520
4	10/23	115-117	-2	@Phoenix	L	1-3	Temple-23/Koufos-9	Booker-22/Chandler-14	14,903
5	10/26	106-114	-8	NEW ORLEANS	L	1-4	Fox-14/Randolph-9	Cousins-41/Cousins-23	17,583
6	10/29	83-110	-27	WASHINGTON	L	1-5	Bogdanovic-15/Koufos-10	Wall-19/Gortat-9	17,583
7	10/31	83-101	-18	@Indiana	L	1-6	Fox-18/Cauley-Stein, Hield, Koufos, Labissiere-7	Bogdanovic-17/Sabonis-16	12,245
8	11/1	86-113	-27	@Boston	L	1-7	Hield-17/Hield-7	Brown, Irving-22/Theis-10	18,624
9	11/4	99-108	-9	@Detroit	L	1-8	Randolph-19/Hield-8	Bradley-24/Drummond-19	17,683
10	11/7	94-86	+8	OKLAHOMA CITY	W	2-8	Hield-21/Randolph-8	Westbrook-20/Westbrook-12	17,583
11	11/9	109-108	+1	PHILADELPHIA	W	3-8	Randolph-20/Koufos-12	Covington-24/Embiid-15	17,583
12	11/11	91-118	-27	@New York	L	3-9	Labissiere-19/Koufos-10	Porzingis-34/Kanter-13	19,812
13	11/13	92-110	-18	@Washington	L	3-10	Hill-16/Randolph-9	Wall-21/Mahinmi-9	14,660
14	11/15	80-126	-4	@Atlanta	L	3-11	Randolph-16/Jackson, Koufos, Randolph-4	Schroder-21/Dedmon-14	13,860
15	11/17	86-82	+4	PORTLAND	W	4-11	Cauley-Stein-22/Cauley-Stein-10	Lillard-29/Davis-8	17,583
16	11/18	90-102	-12	@Portland	L	4-12	Cauley-Stein-18/Cauley-Stein-9	McCollum-25/Davis-8	19,522
17	11/20	98-114	-16	DENVER	L	4-13	Hill, Koufos-16/Randolph-6	Barton-25/Jokic-14	17,583
18	11/22	113-102	+11	L.A. LAKERS	W	5-13	Cauley-Stein-26/Labissiere-8	Caldwell-Pope-20/Randle-8	17,583
19	11/25	95-97	-2	LA CLIPPERS	L	5-14	Hield-27/Randolph-7	Griffin-33/Jordan-16	17,583
20	11/27	110-106	+1	@Golden State	W	6-14	Cauley-Stein-19/Cauley-Stein-8	Thompson-21/West-7	19,596
21	11/28	87-112	-25	MILWAUKEE	L	6-15	Temple-18/Cauley-Stein-10	Antetokounmpo-32/Brogdon-7	17,583
22	12/1	107-106	+1	@Chicago	W	7-15	Randolph-25/Randolph-13	Grant-17/Nwaba-9	19,268
23	12/2	104-109	-5	@Milwaukee	L	7-16	Randolph-22/Randolph-7	Antetokounmpo-33/Antetokounmpo-13	15,581
24	12/6	95-101	-6	@Cleveland	L	7-17	Randolph-18/Sampson-16	James-32/Love-13	20,562
25	12/8	116-109*	+7	@New Orleans	W	8-17	Randolph-35/Randolph-13	Cousins-38/Cousins-11	15,019
26	12/10	87-102	-15	TORONTO	L	8-18	Randolph-19/Randolph-11	DeRozan-25/Lowry-12	17,583
27	12/12	99-92	+7	PHOENIX	W	9-18	Hill-18/Koufos-8	Warren-18/Chandler-10	17,583
28	12/14	96-119	-23	@Minnesota	L	9-19	Hill-16/Randolph-9	Towns-30/Towns-14	11,126
29	12/17	93-108	-15	@Toronto	L	9-20	Bogdanovic, Temple-18/Cauley-Stein, Koufos-6	DeRozan-21/Valanciunas-15	19,800
30	12/19	101-95	+6	@Philadelphia	W	10-20	Randolph-27/Temple-8	Covington-17/Simmons-12	20,558
31	12/20	104-99	+5	@Brooklyn	W	11-20	Hill-22/Cauley-Stein-9	Dinwiddie-16/Hollis-Jefferson-10	13,179
32	12/23	99-108	-9	SAN ANTONIO	L	11-21	Hield-24/Cauley-Stein-11	Aldridge-29/Gasol-11	17,583
33	12/26	95-122	-27	@LA Clippers	L	11-22	Cauley-Stein-17/Cauley-Stein-7	Harrell-22/Jordan-15	16,393
34	12/27	109-95	+14	CLEVELAND	W	12-22	Carter-24/Cauley-Stein-9	Love-23/James-10	17,583
35	12/29	101-111	-10	PHOENIX	L	12-23	Randolph-14/Cauley-Stein-9	Booker, Warren-26/Chandler-11	17,583
36	12/31	96-114	-18	MEMPHIS	L	12-24	Cauley-Stein-21/Cauley-Stein-8	Evans-26/Davis-9	17,583
37	1/2	111-131	-20	CHARLOTTE	L	12-25	Randolph-24/Labissiere-15	Batum-21/Howard-8	17,583
38	1/6	106-98	+8	DENVER	W	13-25	Fox-18/Carter-8	Lyles-19/Lyles-9	17,583
39	1/8	100-107	-7	SAN ANTONIO	L	13-26	Cauley-Stein-22/Cauley-Stein-9	Aldridge-31/Aldridge-12	17,583
40	1/9	86-99	-13	@L.A. Lakers	L	13-27	Bogdanovic-19/Koufos-15	Randle-22/Randle-14	18,997
41	1/11	115-121	-6	LA CLIPPERS	L	13-28	Bogdanovic-22/Koufos-14	L. Williams-30/Griffin-12	17,583
42	1/13	105-126	-21	@LA Clippers	L	13-29	Cauley-Stein-23/Cauley-Stein-13	L. Williams-26/Reed-13	16,656
43	1/15	88-95	-13	@Oklahoma City	L	13-30	Hield-16/Labissiere-8	Anthony-20/Westbrook-16	18,203
44	1/17	105-120	-15	UTAH	L	13-31	Cauley-Stein-26/Cauley-Stein-10	Mitchell-34/Favors-11	17,583
45	1/19	88-106	-18	@Memphis	L	13-32	Fox-16/Cauley-Stein-11	D. Brooks-22/Green-10	16,831
46	1/22	107-112	-5	@Charlotte	L	13-33	Labissiere-23/Cauley-Stein-10	Walker-26/Howard-16	11,806
47	1/23	105-99	+6	@Orlando	W	14-33	Temple-34/Cauley-Stein, Labissiere-9	Fournier-22/Gordon-12	18,846
48	1/25	89-88	+1	@Miami	W	15-33	Hield-24/Randolph-10	Dragic-23/Whiteside-14	19,600
49	1/28	98-113	-15	@San Antonio	L	15-34	Fox-26/Koufos-12	Forbes-23/Gasol-11	18,418
50	1/30	114-103	+11	@New Orleans	W	16-34	Randolph-26/Koufos-17	Davis-23/Davis-13	14,292
51	2/2	104-119	-15	GOLDEN STATE	L	16-35	Randolph-18/Randolph-7	Durant-33/Paculia-13	17,583
52	2/3	99-106	-7	DALLAS	L	16-36	Fox, Temple-15/Cauley-Stein-8	Barnes-18/Powell-9	17,583
53	2/5	104-98	+6	CHICAGO	W	17-36	Bogdanovic-15/Randolph-9	LaVine-27/Portis-14	17,583
54	2/9	100-118	-18	PORTLAND	L	17-37	Cauley-Stein-19/Randolph-9	Lillard-50/Davis-14	17,583
55	2/11	106-111	-5	@Minnesota	L	17-38	Fox-23/Koufos-10	Towns-29/Towns, Wiggins-8	18,068
56	2/13	114-109	+5	@Dallas	W	18-38	Randolph-22/Koufos, Randolph-7	Barea-19/Nowitzki, Powell-6	19,801
57	2/14	91-100	-9	@Houston	L	18-39	Bogdanovic-20/Cauley-Stein, Koufos-8	Harden-28/Capela-11	18,055
58	2/22	107-110	-3	OKLAHOMA CITY	L	18-40	Randolph-29/Randolph-12	George-26/Westbrook-15	17,583
59	2/24	108-113	-5	L.A. LAKERS	L	18-41	Bogdanovic, Hield-21/Cauley-Stein-15	Caldwell-Pope-34/Randle-13	17,583
60	2/26	100-118	-18	MINNESOTA	L	18-42	Labissiere-20/Cauley-Stein, Hield-5	Towns-26/Towns-17	17,583
61	2/27	99-116	-17	@Portland	L	18-43	Randolph-20/Cauley-Stein-10	Lillard-26/Davis-12	19,468
62	3/1	116-111*	+5	BROOKLYN	W	19-43	Bogdanovic-23/Koufos-11	Carroll-22/Allen-13	17,583
63	3/3	91-98	-7	UTAH	L	19-44	Fox-17/Labissiere-12	Mitchell-27/Gobert-12	17,583
64	3/4	102-99	+3	NEW YORK	W	20-44	Bogdanovic-22/Koufos-8	Hardaway-24/Kanter-16	17,583
65	3/7	101-114	-13	NEW ORLEANS	L	20-45	Hield-20/Koufos-10	Mirtoic-26/Mirotic-10	17,583
66	3/9	94-88	+6	ORLANDO	W	21-45	Temple-23/Koufos-13	Simmons-25/Biyombo-7	17,583
67	3/11	104-130	-26	@Denver	L	21-46	Hield-18/Koufos-10	G. Harris-21/Jokic-11	19,520
68	3/12	101-106	-5	@Oklahoma City	L	21-47	Bogdanovic-19/Koufos-10	Anthony, George-21/Westbrook-10	18,203
69	3/14	123-119*	+4	MIAMI	W	22-47	Hield-24/Cauley-Stein, Randolph-9	Dragic-33/Adebayo-16	17,583
70	3/16	98-93	+5	@Golden State	W	23-47	Hield-22/Koufos-12	Cook-25/Green-10	19,596
71	3/17	97-103	-6	@Utah	L	23-48	Hield-23/Hield, Koufos, Mason-6	Mitchell-28/Gobert-13	18,306
72	3/19	90-106	-16	DETROIT	L	23-49	Hield-20/Cauley-Stein, Hield-6	Griffin-26/Drummond-16	17,583
73	3/22	105-90	+15	ATLANTA	W	24-49	Jackson-20/Koufos-11	Taylor-18/Dedmon-10	17,583
74	3/25	93-104	-11	BOSTON	L	24-50	Hield-21/Koufos-9	Rozier-33/Monroe-8	17,583
75	3/27	97-103	-6	DALLAS	L	24-51	Labissiere-19/Jackson, Labissiere-8	Barnes-20/Kleber-9	17,583
76	3/29	103-106	-3	INDIANA	L	24-52	Bogdanovic-21/Cauley-Stein, Hield-7	Bogdanovic-25/Sabonis, Young-8	17,583
77	3/31	96-112	-16	GOLDEN STATE	L	24-53	Hield-19/Cauley-Stein-9	Durant-27/Durant-10	17,583
78	4/1	84-83	+1	@L.A. Lakers	W	25-53	Hield-19/Labissiere-9	Randle-19/Zubac-10	18,997
79	4/3	94-97	-3	@Phoenix	L	25-54	Bogdanovic-22/Fox-9	Jackson-28/Len-15	16,826
80	4/6	94-93	+1	@Memphis	W	26-54	Cauley-Stein-18/Cauley-Stein-8	M. Brooks-23/Rabb-11	16,527
81	4/9	85-98	-13	@San Antonio	L	26-55	Cauley-Stein-25/Cauley-Stein-10	Gay-18/Aldridge-14	18,418
82	4/11	96-83	+3	HOUSTON	W	27-55	Cauley-Stein-22/Cauley-Stein-11	Green-31/Black-11	17,583

* = OT

2018-19 SACRAMENTO KINGS



Front row — from left to right: Kings Head Coach David Joerger, Yogi Ferrell, Harrison Barnes, Buddy Hield, De'Aaron Fox, Bogdan Bogdanovic, Alec Burks, Frank Mason III, Assoc. Head Coach Elston Turner **Second row (L to R):** Assistant Coach Duane Ticknor, Assistant Coach Bryan Gates, Assistant Coach Phil Ricci, Assistant Coach Bob Thornton, Corey Brewer, Nemanja Bjelica, Kosta Koufos, Willie Cauley-Stein, Kosta Koufos, Marvin Bagley III, Harry Giles III, Assistant Coach Larry Lewis, Assistant Coach Jason March, Assistant Coach/Scout Dan Hartfield, Assistant Coach Bobby Jackson. **Last row (L to R):** Troy Williams, Wenyen Gabriel, Caleb Swanigan

FINAL STATISTICS

PLAYER	G	GS	MIN	FG	FGA	PCT	3FG	3FGA	3PCT	FT	FTA	PCT	OFF	DEF	TOT	AST	PF	DQ	STL	TO	BLK	PTS	AVG
Hield	82	82	2615	623	1360	.458	278	651	.427	171	193	.886	106	306	412	205	202	2	58	146	33	1695	20.7
Fox	81	81	2546	505	1102	.458	86	232	.371	303	417	.727	43	261	304	590	204	0	133	227	45	1399	17.3
Barnes (TOT)	77	77	2533	431	1027	.420	174	441	.395	229	278	.824	57	304	361	115	122	0	50	98	13	1265	16.4
Barnes (SAC)	28	28	949	141	310	.455	53	130	.408	64	80	.800	21	133	154	53	43	0	17	30	2	399	14.3
Bagley	62	4	1567	356	706	.504	30	96	.313	181	262	.691	162	309	471	62	120	2	33	98	59	923	14.9
Bogdanovic	70	17	1947	361	863	.418	134	372	.360	134	162	.827	40	203	243	267	142	1	72	117	15	990	14.1
Cauley-Stein	81	81	2213	412	741	.556	1	2	.500	140	254	.551	181	497	678	194	227	1	96	84	51	965	11.9
Bjelica	77	70	1788	284	593	.479	103	257	.401	70	92	.761	125	319	444	147	197	2	54	82	56	741	9.6
Shumpert	42	40	1099	133	348	.382	74	202	.366	34	41	.829	19	110	129	91	92	1	47	38	20	374	8.9
Burks (TOT)	64	24	1375	192	474	.405	61	168	.363	116	141	.823	30	205	235	128	91	0	39	65	21	561	8.8
Burks (SAC)	13	0	127	9	20	.450	0	6	.000	4	5	.800	2	20	22	10	7	0	8	4	1	22	1.7
Giles	58	0	820	175	348	.503	0	6	.000	58	91	.637	66	156	222	85	150	3	31	73	22	408	7.0
Jackson	52	3	1083	125	295	.424	55	159	.346	41	50	.820	25	121	146	68	67	0	23	22	13	346	6.7
Ferrell	71	3	1067	153	352	.435	54	149	.362	60	67	.896	13	96	109	137	64	0	36	40	4	420	5.9
Williams	21	0	312	44	98	.449	14	44	.318	9	15	.600	12	47	59	11	37	0	10	9	8	111	5.3
Mason	38	0	435	71	169	.420	14	64	.219	39	57	.684	6	37	43	84	34	0	16	36	4	195	5.1
Brewer (TOT)	31	3	492	53	123	.431	14	44	.318	31	43	.721	26	50	76	39	63	0	32	19	7	151	4.9
Brewer (SAC)	24	0	352	33	74	.446	10	30	.333	22	30	.733	22	37	59	29	47	0	20	11	5	98	4.1
McLemore	19	0	158	25	64	.391	17	41	.415	8	12	.667	3	14	17	4	22	0	6	5	3	75	3.9
Koufos	42	1	502	73	153	.477	0	0	---	10	24	.417	52	125	177	36	68	0	15	27	18	156	3.7
Johnson (TOT)	7	0	49	9	18	.500	3	7	.429	2	2	1.000	2	6	8	0	4	0	2	2	0	23	3.3
Johnson (SAC)	1	0	6	1	2	.500	0	1	.000	0	0	---	0	0	0	0	1	0	0	0	0	2	2.0
Labissiere	13	0	113	13	30	.433	4	11	.364	6	11	.545	4	20	24	6	21	0	2	7	3	36	2.8
Swanigan (TOT)	21	0	178	18	53	.340	1	7	.143	6	9	.667	17	47	64	11	28	0	6	18	1	43	2.0
Swanigan (SAC)	3	0	33	4	9	.444	0	2	.000	0	2	.000	4	8	12	4	6	0	2	2	1	8	2.7
KINGS	82	-	19730	3541	7637	.464	927	2455	.378	1354	1865	.726	906	2819	3725	2083	1751	12	679	1095	363	9363	114.2
OPPONENTS	82	-	19730	3465	7430	.466	986	2837	.348	1539	1998	.770	917	3015	3932	2024	17538		618	1304	420	9455	115.3

TEAM NOTES

- The Kings finished the 2018-19 season with a 39-43 record marking a 12-win improvement from the previous season and the most wins since 2005-06. Sacramento went 24-17 at Golden 1 Center, the most home wins dating back to the 2007-08 season when the team went 26-15.
- Sacramento ended the season ranked Top-10 in the NBA in the following categories: Fourth in 3-point field goal percentage (.378), ninth in points (114.2) and offensive rebounds per game (11.05), seventh in turnovers per game (13.4) and 10th in steals per game (8.28), first in points off turnovers (19.3) and second in opponent turnovers (15.9). The Kings were third in pace this season (15.9) helping them average a league-best 20.9 fast break points.
- Guard De'Aaron Fox ranked eighth in assists per game (7.3) and ninth in steals per game in NBA (1.64) while guard Buddy Hield was seventh in 3-point field goal percentage (.427) and eighth in free throw percentage (.886) among league leaders.
- Guard Buddy Hield set the franchise single-season record with 278 3-pointers, the fourth most in the NBA in 2018-19. Sacramento knocked down 927 shots from beyond the arc breaking the previous record with nearly 200 makes from 3-point distance.
- Forward Marvin Bagley III earned 2018-19 All-Rookie First Team honors after averaging 14.9 ppg (.504 FT%, .313 3pt%, .688 FT%), 7.6 rpg, 1.0 apg, 0.5 spg, 1.0 bpg and 25.3 mpg in 62 games, four of which he started.
- The Kings beat the Suns in a wire-to-wire win on Dec. 4, 122-105 after holding Phoenix to nine points in the first quarter, the lowest since at least 1954 when Rochester held the Philadelphia Warriors to 10 points in the opening 12 minutes on Feb. 17, 1955. Sacramento outscored the Suns, 36-9, in the first frame for the largest point differential in a quarter in the Sacramento era as it is only the second game in franchise history where the team outscored their opponent by 27 points in a quarter.
- On Jan. 5, Sacramento and Golden State set the NBA record for combined 3-pointers in a game with 41. The record was broken on Jan. 16, but remains the only game where two teams, Sacramento (20) and Golden State (21), each had 20-plus makes from 3-point range.
- With a win at Oklahoma City on Feb. 23, Sacramento picked up third win in four games, marking its first series victory over the Thunder since OKC's relocation from Seattle after the 2007-08 season.
- The Kings won seven consecutive home contests from Jan. 7 to Feb. 4, which is their longest home winning streak since Sacramento won 14 straight at home from Jan. 15 to Mar 16, 2006.
- Sacramento defeated San Antonio on Mar. 31, 113-106, for their third straight win against the Spurs sweeping the season series for the first time in franchise history.

2018-19 GAME-BY-GAME

G	DATE	SCORE	+/-	OPPONENT	W/L	REC	KINGS HI. SCORER/REBOUNDER	OPP. HI. SCORER/REBOUNDER	ATT
1	10/17	117-123	-4	UTAH	L	0-1	Cauley-Stein-23/Bjelica-8	Mitchell-24/Gobert-15	17,583
2	10/19	129-149	-20	@New Orleans	L	0-2	Cauley-Stein-20/Bagley III-8	Mirotic-36/Randle-14	18,337
3	10/21	131-120	+11	@Oklahoma City	W	1-2	Shumpert-26/Bagley III, Cauley-Stein-7	Westbrook-32/Adams-14	18,203
4	10/23	112-126	-14	@Denver	L	1-3	Bagley III-20/Bagley III-9	Murray-19/Jokic-12	13,214
5	10/24	97-92	+5	MEMPHIS	W	2-3	Hield-23/Bjelica, Jackson-11	Conely-27/Gasol-10	14,198
6	10/26	116-112	+4	WASHINGTON	W	3-3	Bjelica-26/Bjelica-12	Wall-26/Green, Oubre Jr.-9	14,101
7	10/29	123-113	+10	@Miami	W	4-3	Cauley-Stein-26/Cauley-Stein-13	Richardson-31/Whiteside-24	19,600
8	10/30	107-99	+8	@Orlando	W	5-3	Hield-25/Cauley-Stein, Hield-11	Gordon-18/Vucevic-15	15,074
9	11/1	146-115	+31	@Atlanta	W	6-3	Fox-31/Fox-10/Fox-15	Lin-23/Poythress-8/Young-10	12,095
10	11/4	109-144	-35	@Milwaukee	L	6-4	Jackson-22/Shumpert-7	Antetokounmpo-26/Anteokounmpo-15	17,341
11	11/7	105-114	-9	TORONTO	L	6-5	Cauley-Stein, Hield-24/Cauley-Stein-8	Leonard-25/Ibaka-14	17,583
12	11/9	121-110	+11	MINNESOTA	W	7-5	Cauley-Stein-25/Hield-10	Towns-39/Towns-19	17,583
13	11/10	86-101	-15	L.A. LAKERS	L	7-6	Fox-21/Cauley-Stein-12	James-25/Chandler-12	17,583
14	11/12	104-99	+5	SAN ANTONIO	W	8-6	Bogdanovic-22/Cauley-Stein-13	DeRozan-23/Aldridge-18	15,500
15	11/16	104-112	-8	MEMPHIS	L	8-7	Fox-23/Cauley-Stein, Williams-8	Jackson-27/Gasol-14	13,811
16	11/17	112-113	-20	@Houston	L	8-8	Hield-23/Bagley III-8	Harden-34/Capela-16	18,055
17	11/19	117-113	+4	OKLAHOMA CITY	W	9-8	Hield-25/Cauley-Stein-14	Westbrook-29/Adams-15	16,250
18	11/21	119-110	+9	@Utah	W	10-8	Cauley-Stein-23/Bjelica-8	Mitchell-35/Gobert-15	18,306
19	11/24	116-117	-1	@Golden State	L	10-9	Hield-28/Bagley III-17	Durant-44/Durant-13	19,596
20	11/25	112-133	-21	UTAH	L	10-10	Bogdanovic-20/Giles-8/Giles-6	Rubio-27/Gobert-15/Ingles-6	16,048
21	11/29	121-133	-12	LA CLIPPERS	L	10-11	Bogdanovic-26/Bagley III, Cauley-Stein-10	Harris-28/Harrell, Harris-6	17,583
22	12/1	111-10	+1	INDIANA	W	11-11	Bogdanovic-20/Cauley-Stein-13	Bogdanovic-27/Turner-12	17,583
23	12/4	122-105	+17	@Phoenix	W	12-11	Hield-20/Bjelica-7	Melton-21/Holmes-10	12,977
24	12/7	129-110	+19	@Cleveland	W	13-11	Fox-30/Koufos-8	Clarkson-26/Burks, Nance Jr.-7	19,432
25	12/8	97-107	-10	@Indiana	L	13-12	Hield-20/Bjelica-12	T. Young-20/Turner-13	16,867
26	12/10	108-89	+19	@Chicago	W	14-12	Fox-25/Cauley-Stein-16	LaVine-19/Carter Jr., Portis-8	18,164
27	12/12	141-130	+11	MINNESOTA	W	15-12	Bjelica-25/Bagley III-10	Wiggins-25/Towns-11	15,770
28	12/14	125-130	-5	GOLDEN STATE	L	15-13	Hield-27/Cauley-Stein-11	Curry-35/Green-14	17,583
29	12/16	120-113	+7	@Dallas	W	16-13	Fox, Hield-28/Bjelica-11	Doncic-28/Jordan-23	19,935
30	12/17	105-132	-27	@Minnesota	L	16-14	Hield-21/Koufos-8	Wiggins-17/Towns-14	12,417
31	12/19	113-132	-19	OKLAHOMA CITY	L	16-15	Hield-37/Cauley-Stein-7	George-43/Adams-23	17,583
32	12/21	102-99	+3	MEMPHIS	W	17-15	Hield-28/Cauley-Stein-13	Conley-23/Green-9	16,369
33	12/23	122-117	+5	NEW ORLEANS	W	18-15	Hield-28/Cauley-Stein-17	Holiday-27/Davis-17	16,643
34	12/26	118-127	-9	@LA Clippers	L	18-16	Fox-19/Fox, Hield-6	Williams-24/Harrell-9	19,068
35	12/27	117-116	+1	L.A. LAKERS	W	19-16	Bogdanovic-23/Cauley-Stein, Fox-9	Kuzma-33/Chandler-10	17,583
36	12/30	114-121	-7	@L.A. Lakers	L	19-17	Fox-26/Cauley-Stein-12	Caldwell-Pope-26/McGee-12	18,997
37	1/1	108-113*	-5	PORTLAND	L	19-18	Hield-27/Bjelica-15	Lillard-25/Nurkic-23	17,583
38	1/3	113-117	-4	DENVER	L	19-19	Hield-29/Bjelica, Cauley-Stein-6	Murray-36/Jokic-13	17,583
39	1/5	123-127	-4	GOLDEN STATE	L	19-20	Hield-32/Cauley-Stein-13	Curry-42/Jerebko-8	17,583
40	1/7	111-95	+16	ORLANDO	W	20-20	Fox-20/Cauley-Stein-11	Ross-20/Vucevic-13	18,997
41	1/8	111-115	-4	@Phoenix	L	20-21	Fox-24/Cauley-Stein-7	Oubre Jr.-26/Ayton-12	13,977
42	1/10	112-102	+10	DETROIT	W	21-21	Hield-18/Cauley-Stein-14	Johnson-16/Drummond, Leur-11	16,916
43	1/12	104-97	+7	CHARLOTTE	W	22-21	Bogdanovic-22/Cauley-Stein-12	Walker-31/Bijombo-10	17,583
44	1/14	115-107	+8	PORTLAND	W	23-21	Hield-19/Bagley III-11	Lillard-35/Aminu, Nurkic-11	17,583
45	1/17	95-114	-19	@Charlotte	L	23-22	Hield-24/Cauley-Stein-11	Walker-23/Hernangomez-16	15,431
46	1/19	103-101	+2	@Detroit	W	24-22	Hield-35/Hield-9	Griffin-38/Pachulia-12	15,377
47	1/21	94-123	-29	@Brooklyn	L	24-23	Bogdanovic-22/Hield-7	Russell-31/Davis-16	14,233
48	1/22	105-120	-15	@Toronto	L	24-24	Bagley-22/Bagley III-11	Lowry, VanVleet-19	19,800
49	1/25	99-96	+3	@Memphis	W	25-24	Hield-26/Bjelica-11	Casspi-18/Gasol-10	14,486
50	1/27	108-122	-14	@LA Clippers	L	25-25	Fox-21/Cauley-Stein-12	Harrell-25/Beverley-10	19,068
51	1/30	135-113	+22	ATLANTA	W	26-25	Giles-20/Bagley III-12	Young-23/Dedmon-9	17,583
52	2/2	115-108	+7	PHILADELPHIA	W	27-25	Hield-34/Bagley III-13	Butler, Embiid-29/Embiid-17	17,583
53	2/4	127-112	+15	SAN ANTONIO	W	28-25	Bagley-24/Bagley III-12	DeRozan-24/Aldridge-9	16,245
54	2/6	101-127	-26	HOUSTON	L	28-26	Hield-20/Bagley III, Hield-10	Harden-36/Faried-11	17,583
55	2/8	102-96	+6	MIAMI	W	29-26	Hield-23/Bagley III, Barnes, Cauley-Stein, Hield-10	Richardson-21/Whiteside-19	17,583
56	2/10	117-104	+13	PHOENIX	W	30-26	Bagley III-32/Bjelica, Cauley-Stein-8	Booker-27/Ayton, Holmes-9	17,583
57	2/13	118-120	-2	@Denver	L	30-27	Hield-25/Barnes-11	Millsap-25/Jokic-18	17,938
58	2/21	123-125	-2	@Golden State	L	30-28	Bagley III-28/Bagley-14	Curry-36/Cousins-10	19,596
59	2/23	119-116	+3	@Oklahoma City	W	31-28	Hield-34/Cauley-Stein-11	Westbrook-41/George-13	18,203
60	2/25	105-112	-7	@Minnesota	L	31-29	Bagley III-25/Bagley-11	Towns-34/Towns-21	13,691
61	2/27	140-141*	-1	MILWAUKEE	L	31-30	Hield-32/Barnes-14	Bledsoe-26/Bledsoe-12	17,583
62	3/1	109-116	-7	LA CLIPPERS	L	31-31	Hield-23/Cauley-Stein-12	Shamet-20/Green, Zubac-10	17,583
63	3/4	115-108	-7	NEW YORK	W	32-31	Hield-28/Barnes-10	Trier-29/Vonleh-13	17,034
64	3/6	109-111	-2	BOSTON	L	32-32	Barnes-24/Barnes, Hield-8	Tatum-24/Horford-11	17,583
65	3/9	102-94	+8	@New York	W	33-32	Fox-30/Cauley-Stein-12	Smith Jr.-18/Jordan-15	19,812
66	3/11	115-121	-5	@Washington	L	33-33	Fox-23/Bjelica-12	Beal-27/Portis-13	15,012
67	3/14	120-126	-6	@Boston	L	33-34	Hield-34/Cauley-Stein-13	Irving-31/Morris-13	18,624
68	3/15	114-123	-9	@Philadelphia	L	33-35	Barnes, Fox-16/Cauley-Stein-7	Butler-22/Embiid-17	20,704
69	3/17	129-102	+27	CHICAGO	W	34-35	Bagley III-21/Bagley III-9	LaVine-18/Felicio-10	17,583
70	3/19	121-123	-2	BROOKLYN	L	34-36	Bagley III-28/Bjelica-10	Russell-44/Allen-7	17,583
71	3/21	116-100	+16	DALLAS	W	35-36	Hield-29/Cauley-Stein-18	Jackson-19/Doncic-10	17,583
72	3/23	112-103	+9	PHOENIX	W	36-36	Barnes, Hield-25/Bjelica-17	Booker-32/Ayton-11	17,583
73	3/24	106-111	-5	@L.A. Lakers	L	36-37	Bagley III-25/Bagley III-11	James-29/McGee-13	18,997
74	3/26	125-121	+4	@Dallas	W	37-37	Fox-23/Cauley-Stein-7	Doncic-28/Doncic-12	20,168
75	3/28	118-121	-3	@New Orleans	L	37-38	Hield-27/Cauley-Stein-12	Randle-34/Randle-11	13,976
76	3/30	108-119	-11	@Houston	L	37-39	Bogdanovic-24/Bagley III-12	Harden-50/Capela-15	18,055
77	3/31	113-106	+7	@San Antonio	W	38-39	Hield-26/Koufos-11	Aldridge-27/Aldridge-18	18,407
78	4/2	105-130	-25	HOUSTON	L	38-40	Hield-20/Brewer-10	Harden-36/Capela-13	17,583
79	4/4	117-104	+13	CLEVELAND	W	39-40	Hield-23/Cauley-Stein-9	Clarkson-22/Nance Jr.-16	17,583
80	4/5	98-119	-21	@Utah	L	39-41	Hield-17/Bagley III-12	Allen, Mitchell-23/Gobert-11	18,306
81	4/7	129-133	-4	NEW ORLEANS	L	39-42	Barnes-29/Bagley III-14	Clark-31/Okafor-14	17,583
82	4/10	131-136	-5	@Portland	L	39-43	Bagley III-20/Bagley III-9	Simons-37/Labissiere-15	19,814

* = OT

2019-20 SACRAMENTO KINGS



FINAL STATISTICS

PLAYER	G	GS	MIN	FG	FGA	PCT	3FG	3FGA	3PCT	FT	FTA	PCT	OFF	DEF	TOT	AST	PF	DQ	STL	TO	BLK	PTS	AVG
Fox	51	49	1634	391	815	.480	54	185	.292	241	342	.705	35	161	196	348	145	1	74	158	25	1077	21.1
Hield	72	44	2216	498	1162	.429	271	688	.394	115	136	.846	57	271	328	213	165	0	66	168	17	1382	19.2
Bogdanovic	61	28	1766	337	766	.440	164	441	.372	86	116	.741	26	181	207	207	133	0	64	102	15	924	15.1
Barnes	72	72	2482	365	793	.460	102	268	.381	214	267	.801	77	278	355	159	93	0	43	88	12	1046	14.5
Bagley	13	6	334	78	167	.467	4	22	.182	25	31	.806	29	68	97	10	43	0	6	18	12	185	14.2
Parker (TOT)	38	23	918	219	429	.510	32	119	.269	61	81	.753	61	153	214	68	99	2	45	64	16	531	14.0
Parker (SAC)	6	0	80	21	36	.583	1	4	.250	8	9	.889	7	16	23	10	6	0	3	4	1	51	8.5
Holmes	44	38	1242	223	344	.648	0	0	---	93	118	.788	127	231	358	42	169	3	41	52	56	539	12.3
Bjelica	72	67	2011	314	653	.481	134	320	.419	69	84	.821	111	347	458	203	216	1	62	99	40	831	11.5
Bazemore (TOT)	68	21	1688	200	534	.375	84	244	.344	113	147	.769	27	267	294	93	196	2	74	91	40	597	8.8
Bazemore (SAC)	25	0	577	87	208	.418	28	73	.384	55	75	.733	14	108	122	32	75	1	29	31	9	257	10.3
Len (TOT)	55	12	971	177	319	.555	16	59	.271	68	105	.648	100	221	321	50	127	1	23	55	48	438	8.0
Len (SAC)	15	3	225	35	59	.593	2	3	.667	17	24	.708	31	60	91	8	34	0	3	16	15	89	5.9
Giles III	46	17	667	139	251	.554	0	2	.000	38	49	.776	43	145	188	60	119	1	22	44	18	316	6.9
Joseph	72	26	1759	171	412	.415	56	159	.352	60	70	.857	44	144	188	251	133	1	53	80	21	458	6.4
Ariza	32	0	791	64	165	.388	43	122	.352	21	27	.778	21	125	146	50	63	0	35	28	7	192	6.0
Mika	1	0	19	2	3	.667	0	0	---	2	2	1.000	2	5	7	0	5	0	0	0	0	6	6.0
Dedmon	34	10	541	69	171	.404	14	71	.197	23	28	.821	46	121	167	15	93	0	15	47	26	175	5.1
Ferrell	50	0	530	79	188	.420	24	79	.304	36	42	.857	6	43	49	69	38	0	18	28	4	218	4.4
Jeffries	13	0	141	20	40	.500	5	18	.278	5	6	.833	3	15	18	7	19	0	4	2	1	50	3.8
James	36	0	232	35	84	.417	9	29	.310	10	21	.476	6	26	32	18	17	0	6	8	9	89	2.5
Gabriel	11	0	61	6	17	.353	1	8	.125	6	10	.600	4	6	10	3	7	0	3	5	2	19	1.7
Guy	3	0	10	2	5	.400	0	3	.000	0	0	---	0	1	1	1	1	0	0	0	0	4	1.3
Brewer	5	0	33	2	4	.500	0	1	.000	1	3	.333	2	6	8	2	7	0	4	2	0	5	1.0
Tolliver	9	0	82	3	17	.176	2	15	.133	1	2	.500	2	9	11	3	6	0	4	4	1	9	1.0
Swanigan	7	0	23	2	4	.500	0	0	---	1	2	.500	2	5	7	2	8	0	1	6	2	5	0.7
KINGS	72	-	17455	2943	6364	.462	914	2511	.364	1127	1464	.770	695	2372	3067	1713	15958		556	1043	293	7927	110.1
OPPONENTS	72	-	17455	2898	6158	.471	894	2506	.357	1384	1752	.790	654	2481	3135	1791	14048		557	1094	303	8074	112.1

TEAM NOTES

- The Kings finished the 2019-20 season with a record of 31-41 as they went 3-5 during the eight seeding games after being one of 22 teams invited to resume play during the 2020 NBA Restart in Orlando, FL.
- Sacramento ended the season ranked Top-10 in the NBA in the following categories: 10th in total 3-point field goals (914), ninth in points off turnovers (17.4) fifth in opponent fast break points (12.1) and fourth in opponent second chance points (11.9) per game.
- Guard De'Aaron Fox ranked 21st in points (21.1), 15th in assists (6.8) and 16th in steals (1.5) per game. Guard Buddy Hield ranked second in total 3s (271) and third in 3s per game (3.8). Forward Nemanja Bjelica shot .419% from beyond the arc for the eighth highest 3-point field goal percentage in the NBA during the 2019-20 season.
- Guard Buddy Hield finished with 271 3-pointers, his second straight season with 270 making him only the third player to complete the feat (Stephen Curry, 2014-17 and James Harden, 2018-20).
- Guard De'Aaron Fox is the second Kings player along with Nate Archibald (1974-75, 1975-76) to average at least 21.0 points, 6.5 assists and 1.5 steals per game in a season. Fox joined Archibald as the only players to average 17.0 points, 6.5 assists and 1.5 steals in consecutive seasons.
- The Kings made at least 20 3s in five games, including a franchise best 21 3-pointers on three occasions, including Jan. 30 at the LA Clippers, Mar. 7 at the Portland Trail Blazers and at the Los Angeles Lakers on Aug. 13. Sacramento made 15 3s in the first half at LAC, a franchise record as the Kings made nine 3s in a quarter in four games this season, a franchise best, in all three of these games as well as against the Mavericks on Aug. 4.
- On Jan. 27, the Kings were down by as many as 27 points to the Timberwolves, including a 22-point deficit with less than six minutes to go. Sacramento was also down by as many as 17 with less than three minutes and 12 points with 1:15 or less in the game. The Kings would go on to win the game as they were the only team over the last 20 seasons to win after being down by 20+ points with six minutes or less in the game according to ESB. According to ESPN Stats & Info, the Kings were the first team to win a game since the 1996-97 season after trailing by 17 or more with three minutes or less (teams were previously 0-8,378).

2019-20 GAME-BY-GAME

G	DATE	SCORE	+/-	OPPONENT	W/L	REC	KINGS HI. SCORER/REBOUNDER	OPP. HI. SCORER/REBOUNDER	ATT
1	10/23	95-124	-29	@Phoenix	L	0-1	Hield-20/Bagley III-10	Booker-22/Ayton-11	18,055
2	10/25	112-122	-10	Portland	L	0-2	Fox-28/Dedmon-8	Lillard-35/Whiteside-9	17,583
3	10/26	81-113	-32	@Utah	L	0-3	Dedmon-11/Dedmon-6	Bogdanovic-26/Davis-7/	18,306
4	10/28	94-101	-7	Denver	L	0-4	Holmes-24/Holmes-13	Murray-18/Jokic-13	15,870
5	10/30	111-118	-7	Charlotte	L	0-5	Hield-23/Holme-9	Washington-23/Zeller-15	15,416
6	11/1	102-101	+1	Utah	W	1-5	Fox-25/Dedmon-7	Mitchell-24/Gobert-16	16,273
7	11/3	113-92	+21	@New York	W	2-5	Fox-24/Holmes-10/Fox, Bjelica-6	Morris Sr.-28/Randle-7	19,812
8	11/6	120-124	-4	@Toronto	L	2-6	Barnes-26/Hield, Holmes-8	Lowry-24/Siakam-13	19,800
9	11/8	121-109	+12	@Atlanta	W	3-6	Hield-22/Holmes-9	Young-30/Parker-8	16,647
10	11/12	107-99	+8	Portland	W	4-6	Bogdanovic-25/Bjelica-12	Lillard-27/Whiteside-7	16,358
11	11/15	97-99	-2	@L.A. Lakers	L	4-7	Hield-21/Hield, Holmes-8	James-29/Howard, McGee-7	18,997
12	11/17	100-99	+1	Boston	W	5-7	Hield-35/Bjelica-14	Brown-24/Theis-10	16,633
13	11/19	120-116	+4	Phoenix	W	6-7	Bogdanovic-31/Holmes-15	Booker-30/Oubre Jr.-8	16,732
14	11/22	97-116	-19	@Brooklyn	L	6-8	Barnes-18/Holmes-8	Dinwiddie-23/Jordan-10	15,619
15	11/24	113-106	+7	@Washington	W	7-8	Barnes-26/Bjelica-12	Beal-20/Wagner-11	15,885
16	11/25	102-103	-1	@Boston	L	7-9	Hield-41/Bjelica-6	Brown-24/Kanter-9	19,156
17	11/27	91-97	-6	@Philadelphia	L	7-10	Hield-22/Barnes-9	Embiid-33/Embiid-16	20,592
18	11/30	100-97 ^{OT}	+3	Denver	W	8-10	Barnes-30/Bjelica-12	Harris-25/Barton-12	17,583
19	12/2	106-113	-7	Chicago	L	8-11	Hield-26/Holmes-9	LaVine-28/Carter Jr.-10	17,257
20	12/4	116-127	-11	@Portland	L	8-12	Holmes-28/Holmes-10	McCollum-33/Whiteside-16	19,393
21	12/6	104-105 ^{OT}	-1	@San Antonio	L	8-13	Hield-23/Holmes-14	Aldridge-19/Aldridge-13	18,354
22	12/8	110-106	+4	@Dallas	W	9-13	Bjelica-30/Holmes-9	Hardaway-29/Finney-Smith, Porzingis-8	19,566
23	12/9	119-118	+1	@Houston	W	10-13	Hield-26/Barnes, Holmes-8	Westbrook-34/Tucker-19	18,055
24	12/11	94-93	+1	Oklahoma City	W	11-13	Hield-23, Hield, Holmes-7	Schroder-17/Adams-10	16,723
25	12/13	101-103	-2	New York	L	11-14	Hield-34/Hield-12	Randle-26/Randle, Robinson-9	17,583
26	12/15	100-79	+21	@Golden State	W	12-14	Bogdanovic-25/Bagley III-6	Cauley-Stein-14/Cauley-Stein, Criss, Lee-5	18,064
27	12/17	102-110	-8	@Charlotte	L	12-15	Fox-19/Bagley III-7	Monk-23/Bijombo-12	13,229
28	12/20	105-119	-14	@Indiana	L	12-16	Holmes-20/Holmes-9	Warren-23/Sabonis-9	14,649
29	12/21	115-119	-4	@Memphis	L	12-17	Barnes-25/Holmes-12	Jackson Jr.-18/Crowder-10	15,603
30	12/23	104-113	-9	Houston	L	12-18	Fox-31/Holmes-13	Harden-34/Capela-14	17,583
31	12/26	104-105 ^{2OT}	-1	Minnesota	L	12-19	Holmes-20/Holmes-18	Dieng-21/Dieng-15/	17,583
32	12/28	110-112	-2	Phoenix	L	12-20	Hield-23/Barnes-10	Booker-32/Oubre Jr.-15	17,583
33	12/29	115-120	-5	@Denver	L	12-21	Bjelica-27/Bjelica, Holmes-6	Barton, Porter Jr.-19/Jokic-8	19,520
34	12/31	87-105	-18	@LA Clippers	L	12-22	Holmes-22/Holmes-10/Fox-6	Leonard-24/Zubac-13	16,231
35	1/2	128-123	+5	Memphis	W	13-22	Fox-27/Ariza-8/Fox-9	Morant-23/Valanciunas-12	17,351
36	1/4	115-117	-2	New Orleans	L	13-23	Barnes-30/Hield, Holmes-12	Ball-24/Favors-11	16,808
37	1/6	111-98	+13	Golden State	W	14-23	Fox, Hield-21/Bjelica-10	Robinson III-16/Cauley-Stein-9	15,819
38	1/7	114-103	+11	@Phoenix	W	15-23	Fox-27/Dedmon-10/Fox-6	Booker-34/Ayton-9	14,134
39	1/10	106-127	-21	Milwaukee	L	15-24	Barnes, Fox-19/Bjelica-13	Middleton-27/Brown-12	17,583
40	1/13	112-114	-2	Orlando	L	15-25	Bjelica-34/Fox-8	Vucevic-26/Vucevic-15	16,299
41	1/15	123-127	-4	Dallas	L	15-26	Fox-27/Bjelica-12	Doncic-25/Doncic-15	17,029
42	1/18	101-123	-22	@Utah	L	15-27	Fox-21/Bagley III-7	Bogdanovic-30/Gobert-15	18,306
43	1/20	113-118 ^{OT}	-5	@Miami	L	15-28	Bjelica-22/Bagley III-15	Nunn-25/Adebayo-11	19,600
44	1/22	106-127	-21	@Detroit	L	15-29	Fox-22/Dedmon-10	Wood-23/Morris-11	13,972
45	1/24	98-91	+7	@Chicago	W	16-29	Hield-21/Felicio-9	LaVine-21/Felicio-9	17,661
46	1/27	133-129 ^{OT}	+4	@Minnesota	W	17-29	Hield-42/Bjelica-9	Wiggins-36/Wiggins-9	13,449
47	1/29	100-120	-20	Oklahoma City	L	17-30	Bogdanovic-23/Dedmon-7	Schroder-24/Adams-8	16,935
48	1/30	124-103	+21	@LA Clippers	W	18-30	Fox-34/Dedmon-11	Williams-22/Zubac-10	19,068
49	2/1	113-129	-16	L.A. Lakers	L	18-31	Fox-24/Giles III-8	Davis-21/James-10	17,583
50	2/3	113-109	+4	Minnesota	W	19-31	Fox-31/Dedmon-12	Towns-22/Towns-10	15,819
51	2/7	105-97	+8	Miami	W	20-31	Bogdanovic-23/Hield-7	Adebayo-26/Adebayo-7	16,760
52	2/8	122-102	+20	San Antonio	W	21-31	Hield-31/Giles III-12	Murray-17/Aldridge-10	16,756
53	2/10	111-123	-22	@Milwaukee	L	21-32	Barnes-23/Bjelica, Fox-8	Bledsoe, Middleton-28/Middleton-11	16,245
54	2/12	111-130	-21	@Dallas	L	21-33	Hield-22/Barnes, Bazemore, Bjelica-7	Doncic-33/Porzingis-13	19,842
55	2/20	129-125	+4	Memphis	W	22-33	Barnes-32/Bjelica-6	Melton-24/Clarke, Valanciunas-11	17,078
56	2/22	112-103	+9	@LA Clippers	W	23-33	Bazemore-23/Giles III-12	Leonard-31/Zubac-15	19,068
57	2/25	112-94	+18	@Golden State	W	24-33	Barnes, Fox-21/Bazemore-10	Chriss-21/Chriss-10	18,064
58	2/27	108-112	-4	@Oklahoma City	L	24-34	Barnes-21/Len-11	Gallinari-24/Adams, Noel-7	18,203
59	2/28	104-101	+3	@Memphis	W	25-34	Fox-25/Bjelica-11	Brooks-32/Valanciunas-25	17,794
60	3/1	106-100	+6	Detroit	W	26-34	Fox-23/Len-13	Wood-20/Wood-12	17,499
61	3/3	133-126	+7	Washington	W	27-34	Fox-31/Bjelica-7	Beal-35/Bertans-7	16,419
62	3/5	108-125	-17	Philadelphia	L	27-35	Fox-23/Bazemore-9	Harris-28/Harris-14	15,485
63	3/7	123-111	+22	@Portland	W	28-35	Bogdanovic-27	McCollum, Whiteside-19	17,034
64	3/8	113-118	-5	Toronto	L	28-36	Fox-28/Bjelica-10	Powell-31/Ibaka-10	16,449
65	7/31*	120-129	-9	@San Antonio	L	28-37	Fox-39/Bazemore-11	DeRozan-27/Gay, White-8	1
66	8/2*	116-132	-16	@Orlando	L	28-38	Giles III-23/Giles III-8	Ross-25/Vucevic-12	1
67	8/4*	110-114	-4	Dallas	L	28-39	Fox-28/Bjelica-13	Doncic-34/Doncic-20	1
68	8/6*	140-125	-5	New Orleans	W	29-39	Bogdanovic-35	Ingram-24, Williamson-24/Holiday-5	1
69	8/7*	106-119	-13	@Brooklyn	L	29-40	Bogdanovic-27/Len-11	LeVert-22/Allen-11	1
70	8/9*	112-129	-17	Houston	L	29-41	Fox-26/Barnes-10	Rivers-41/Covington-13	1
71	8/11*	112-106	+6	New Orleans	W	30-41	Barnes-25/Giles III-11	Okafor-21/Hart-10	1
72	8/13*	136-122	+14	@L.A. Lakers	W	31-41	Hield-28/Bjelica-8, Parker-8	Walters-19/McGee-9	1

*denotes seeding games that took place in 2020 NBA Restart in Orlando as initial postponement of the season due to the COVID-19 pandemic did not allow for the original 82-game regular season to be played

2020-21 SACRAMENTO KINGS



Front row — from

left to right: Kings
Head Coach Luke
Walton, Terence Davis
II, Harrison Barnes,
Buddy Hield, De'Aaron
Fox, Tyrese Haliburton,
Delon Wright, Kyle
Guy, Assoc. Head
Coach Alvin Gentry

Second row (L to R):

Teena Murray, Player
Development Coach,
Lindsey Harding,
Assistant Coach
Roy Rana, Assistant
Coach Rex Kalamian,
Assistant Coach/Scout
Jonah Herscu, Justin
James, Marvin Bagley
III, Richaun Holmes,
Hassan Whiteside,
Chimezie Metu,
Maurice Harkless,
Player Development
Coach Stacey

Augmon, Director of
Player Development
Rico Hines, Player
Development Coach
Bobby Jackson,
Assistant Coach
Jessie Mermuys,
Head Athletic Trainer
Joe Resendez. Last
row (L to R): Video
Coordinator Isaac
Yacob, Head Video
Coordinator/Player
Development Coach
Will Scott, Jahmi'us
Ramsey, Damian
Jones, Robert Woodard
III, Louis King, Head
Strength Coach Craig
Slauwhite, Player
Development Assistant
Akachi Okugo.

FINAL STATISTICS

PLAYER	G	GS	MIN	FG	FGA	PCT	3FG	3FGA	3PCT	FT	FTA	PCT	OFF	DEF	TOT	AST	PF	DQ	STL	TO	BLK	PTS	AVG
Fox	58	58	2036	529	1110	.477	103	320	.322	300	417	.719	33	170	203	417	170	1	87	174	27	1461	25.2
Hield	71	71	2433	403	992	.406	282	721	.391	88	104	.846	29	305	334	257	175	0	63	130	30	1176	16.6
Barnes	58	58	2102	319	642	.497	100	256	.391	195	235	.830	64	321	385	201	75	0	43	93	11	933	16.1
Holmes	61	61	1782	366	575	.637	2	11	.182	135	170	.794	144	360	504	101	213	4	39	75	96	869	14.2
Bagley	43	42	1112	247	490	.504	37	108	.343	77	134	.575	106	212	318	43	100	2	21	59	21	608	14.1
Haliburton	58	20	1746	292	619	.472	121	296	.409	48	56	.857	39	134	173	309	83	1	77	92	28	753	13.0
Wright [TOT]	63	39	1748	240	518	.463	64	172	.372	101	126	.802	65	204	269	278	75	1	101	83	30	645	10.2
Wright [SAC]	27	8	696	104	225	.462	33	83	.398	30	36	.833	28	77	105	97	30	0	43	35	11	271	10.0
Davis [TOT]	61	4	1074	195	456	.428	98	267	.367	45	55	.818	20	134	154	83	97	0	44	63	14	533	8.7
Davis [SAC]	27	0	581	108	246	.439	54	145	.372	29	37	.784	11	77	88	46	49	0	27	34	7	299	11.1
Whiteside	36	4	546	126	224	.563	0	1	.000	41	79	.519	61	154	215	20	73	0	9	40	46	293	8.1
King	6	1	85	17	34	.500	4	11	.364	6	6	1.000	5	13	18	9	9	0	7	4	3	44	7.3
Bjelica	26	1	439	69	150	.460	17	58	.293	32	42	.762	24	76	100	49	48	0	8	28	2	187	7.2
Joseph	44	2	944	111	250	.444	31	94	.330	36	47	.766	25	74	99	108	98	0	39	44	9	289	6.6
Metu	36	6	488	91	179	.508	13	37	.351	31	43	.721	31	81	112	28	59	0	14	29	18	226	6.3
Robinson	23	2	369	42	99	.424	16	44	.364	21	23	.913	11	34	45	20	23	0	4	11	3	121	5.3
Harkless [TOT]	37	23	772	69	165	.418	23	84	.274	33	43	.767	13	76	89	44	86	1	30	22	20	194	5.2
Harkless [SAC]	26	20	648	64	152	.421	18	73	.247	33	41	.805	11	65	76	37	72	1	28	19	16	179	6.9
Jones [TOT]	39	10	546	70	103	.680	1	5	.200	42	58	.724	36	85	121	29	77	0	11	26	29	183	4.7
Jones [SAC]	17	4	341	46	70	.657	1	4	.250	25	35	.714	21	56	77	24	36	0	9	15	17	118	6.9
James	36	0	310	52	111	.468	14	38	.368	21	36	.583	9	21	30	22	23	0	8	15	3	139	3.9
Jeffries	18	2	232	24	57	.421	9	28	.321	6	7	.857	9	20	29	6	23	0	7	8	4	63	3.5
Ramsey	13	0	94	15	38	.395	5	19	.263	5	5	1.000	2	8	10	6	8	0	4	3	1	40	3.1
Pelle	1	0	4	0	1	.000	0	0	---	3	4	.750	1	0	1	1	1	0	0	0	0	3	3.0
Guy	31	0	235	29	88	.330	13	46	.283	16	20	.800	5	30	35	32	20	0	6	11	0	87	2.8
Parker	3	0	27	4	7	.571	0	1	.000	0	0	---	1	5	6	1	4	0	0	3	1	8	2.7
Silva [TOT]	15	0	92	10	16	.625	1	1	1.000	11	15	.733	7	20	27	6	24	1	1	10	6	32	2.1
Silva [SAC]	4	0	9	1	3	.333	0	0	---	0	0	---	0	2	2	0	4	0	0	1	1	2	0.5
Woodard	13	0	45	8	20	.400	1	6	.167	3	8	.375	4	12	16	2	4	0	0	1	3	20	1.5
KINGS	72	-	17305	3067	6382	.481	874	2400	.364	1181	1585	.745	674	2307	2981	1836	1400	9	543	963	358	8189	113.7
OPPONENTS	72	-	17305	3139	6438	.488	893	2349	.380	1283	1631	.787	767	2489	3256	1823	1348	3	545	988	336	8454	117.4

TEAM NOTES

- Upon conclusion of the 2020-21 regular season, Sacramento finished with a record of 31-41, matching the team's mark from the previous season. Both campaigns operated on a shortened schedule due to the COVID-19 pandemic.
- Guard De'Aaron Fox ranked 15th amongst all players in points (25.2) and ninth in assists (7.2) per game, while earning Western Conference Player of the Week honors on two occasions. Center Richaun Holmes ranked second in field goal percentage (.637), eighth in blocks (1.57) and 18th in rebounds (8.3) per game. Guard Delon Wright finished eighth in steals per game (1.6). Forward Harrison Barnes ranked fourth in minutes per game (36.2).
- Guard Buddy Hield finished the regular season ranked second in three-point field goals made (282) - his third straight season with 270 - making him only the second player to complete the feat (Stephen Curry, 2014-17). Hield has the most threes made in a season by a Kings player, breaking his own record of 278 (2018-19). He stands second in franchise history in threes made as a King (1,066), behind only Peja Stojakovic (1,070).
- At the trade deadline, Sacramento executed three deals announced on March 26, 2021. The Kings acquired Wright from Detroit in

exchange for guard Cory Joseph. In a trade with Miami, Sacramento acquired forwards Maurice Harkless and Chris Silva in exchange for forward Nemanja Bjelica. With Toronto, the Kings acquired guard Terence Davis in exchange for a 2021 second-round draft pick.

- Guard Tyrese Haliburton was named to the 2021 NBA All-Rookie First Team, becoming the 19th player in franchise history and 14th during the Sacramento-era to earn All-Rookie Team honors. His selection to the team capped a rookie season full of accolades, including being named Western Conference Rookie of the Month for December/January and February, and a selection to the 2021 NBA Rising Stars U.S. Team roster.

2020-21 GAME-BY-GAME

G	DATE	SCORE	+/-	OPPONENT	W/L	REC	KINGS HI. SCORER/REBOUNDER	OPP. HI. SCORER/REBOUNDER	ATT
1	12/23	124-122*	+2	@Denver	WillW	1-0	Hield-22/Bagley III-10	Jokic-29/Jokic-15	--
2	12/26	106-103	+3	Phoenix	W	2-0	Fox-24/Bagley III-11	Booker-26/Ayton-12	--
3	12/27	100-116	-16	Phoenix	L	2-1	Hield-17/Holmes-11	Bridges-22/Ayton-15	--
4	12/29	125-115	+10	Denver	W	3-1	Fox-24/Hield-8	Porter Jr.-30/Porter Jr.-10	--
5	12/31	119-122	-3	@Houston	L	3-2	Barnes-24/Holmes-13	Harden-33/Wood-12	--
6	1/2	94-102	-8	@Houston	L	3-3	Fox-23/Bagley III-9	Wall-28/Wood-15	--
7	1/4	106-137	-31	@Golden State	L	3-4	Barnes-18/Barnes-9	Curry-30/Curry-9	--
8	1/6	128-124	+4	Chicago	W	4-4	Holmes-24/Bagley III-12	White-36/Carter Jr.-17	--
9	1/8	123-144	-21	Toronto	L	4-5	Fox-23/Hield-5	VanVleet-34/Boucher-10	--
10	1/9	99-125	-26	Portland	L	4-6	Bagley III-15/Bagley III-8	McCollum-37/Kanter-15	--
11	1/11	127-122	+5	Indiana	W	5-6	Barnes-30/Holmes-10	Sabonis-28/Sabonis-11	--
12	1/13	126-132	-6	Portland	L	5-7	Fox-29/Holmes-9	Lillard-40/Nurkic-12	--
13	1/15	100-138	-38	LA Clippers	L	5-8	Bagley III-20/Metu-8	Leonard-27/Mann-9	--
14	1/17	123-128	-5	New Orleans	L	5-9	Fox-43/Bagley III-10	Williamson-31/Adams-15	--
15	1/20	96-115	-19	@LA Clippers	L	5-10	Fox-25/Bagley III-8	Leonard-32/Zubac-12	--
16	1/22	103-94	+9	New York	W	6-10	Fox-22/Holmes-14	Randle-26/Randle-15	--
17	1/27	121-107	+14	@Orlando	W	7-10	Hield-29/Holmes-12	Vucevic-26/Birch-14	--
18	1/29	126-124	+2	@Toronto	W	8-10	Barnes-26/Whiteside-9	Siakam-32/Baynes-10	--
19	1/30	104-105	-1	@Miami	L	8-11	Fox-30/Haliburton-7	Butler-30/Adebayo-13	--
20	2/1	118-109	-9	@New Orleans	W	9-11	Fox-38/Haliburton-11	Ingram-20/Hart-13	--
21	2/3	116-111	+5	Boston	W	10-11	Fox-26/Hield-10	Tatum-27/Thompson-10	--
22	2/6	119-114	+5	Denver	W	11-11	Barnes-28/Whiteside-11	Jokic-50/Hampton-10	--
23	2/7	113-110	+3	@LA Clippers	W	12-11	Fox-36/Barnes-12	Willams-23/Zubac-14	--
24	2/9	111-119	-8	Philadelphia	L	12-12	Fox-34/Hield-8	Embiid-25/Embiid-17	--
25	2/12	112-123	-11	Orlando	L	12-13	Hield-19/Bjelica-9	Vucevic-42/Vucevic-9	--
26	2/14	110-124	-14	Memphis	L	12-14	Fox-23/Hield-6	Valanciunas-25/Valanciunas-13	--
27	2/15	125-136	-11	Brooklyn	L	12-15	Whiteside-26/Whiteside-16	Irving-40/Harden-13	--
28	2/18	110-118	-8	Miami	L	12-16	Bjelica-25/Bagley III-10	Herro-27/Adebayo-12	--
29	2/20	114-122	-8	@Chicago	L	12-17	Bagley III-26/Bagley III-11	LaVine-38/Williams-11	--
30	2/21	115-128	-13	@Milwaukee	L	12-18	Haliburton-23/Holmes-11	Antetokounmpo-38/Antetokounmpo-18	--
31	2/23	118-127	-9	@Brooklyn	L	12-19	Fox-27/Holmes-11	Harden-29/Harden-11	--
32	2/25	121-140	-19	@New York	L	12-20	Fox-29/Barnes-7	Quickley-25/Randle-14	--
33	2/26	110-107	+3	@Detroit	W	13-20	Fox-27/Holmes-17	Grant-30/Stewart-11	--
34	2/28	126-127	-1	Charlotte	L	13-21	Hield-30/Bagley III-10	Washington-42/Bridges-9	--
35	3/3	123-120	+3	L.A. Lakers	W	14-21	Hield-29/Holmes-9	Schroeder-28/Harrell-13	--
36	3/4	119-123	-4	@Portland	L	14-22	Fox-32/Holmes-11	Lillard-44/Kanter-21	--
37	3/11	125-105	+20	Houston	W	15-22	Fox-30/Holmes-11	Oladipo-23/Brown-10	--
38	3/13	106-121	-15	@Atlanta	L	15-23	Fox-32/Holmes-12	Young-28/Capela-14	--
39	3/15	116-122	-6	@Charlotte	L	15-24	Fox-29/Holmes-15	Rozier-26/Biyombo-10	--
40	3/17	121-119	+2	@Washington	W	16-24	Fox-28/Barnes-8	Beal-29/Westbrook-14	--
41	3/19	107-96	+11	@Boston	W	17-24	Fox-29/Barnes-13	Brown-19/Brown-11	--
42	3/20	105-129	-24	@Philadelphia	L	17-25	Hield-25/Barnes-7	Harris-29/Howard-13	--
43	3/22	119-105	+14	@Cleveland	W	18-25	Fox-30/Holmes-16	McGee-18/McGee-9	--
44	3/24	110-108	+2	Atlanta	W	19-25	Fox-37/Whiteside-12	Young-29/Capela-17	--
45	3/25	141-119	+22	Golden State	W	20-25	Fox-44/Holmes-11	Wiggins-26/Wiggins-10	--
46	3/27	100-98	+2	Cleveland	W	21-25	Fox-36/Holmes-14	Sexton-26/Nance Jr.-9	--
47	3/29	132-115	+17	@San Antonio	W	22-25	Fox-24/Holmes-12	Murray-23/Poeltl-11	--
48	3/31	106-120	-14	@San Antonio	L	22-26	Fox-20/Holmes-15	DeRozan-26/Poeltl-14	--
49	4/2	94-115	-21	L.A. Lakers	L	22-27	Barnes-26/Holmes-7	Kuzma-30/Caldwell-Pope-10	--
50	4/3	128-129	-1	Milwaukee	L	22-28	Fox-27/Holmes-9	Holiday-33/DiVincenzo-14	--
51	4/5	106-116	-10	Minnesota	L	22-29	Fox-31/Barnes-12	Russell-25/Towns-13	--
52	4/8	101-113	-12	Detroit	L	22-30	Fox-23/Fox-9	Joseph-24/Stewart-13	--
53	4/10	112-128	-16	@Utah	L	22-31	Fox-30/Holmes-10	Mitchell-42/O'Neale-14	--
54	4/12	110-117	-7	@New Orleans	L	22-32	Fox-43/Barnes-11	Ingram-34/Adams-16	--
55	4/14	111-123	-12	Washington	L	22-33	Fox-33/Whiteside-9	Beal-31/Westbrook-15	--
56	4/15	114-122	-8	@Phoenix	L	22-34	Fox-27/Whiteside-10	Ayton-26/Ayton-11	--
57	4/18	121-107	+14	@Dallas	W	23-34	Fox-30/Whiteside-11	Doncic-37/Portingis-11	--
58	4/20	120-134	-14	Minnesota	L	23-35	Barnes-20/Barnes-8	Edwards-28/Towns-18	--
59	4/21	128-125	+3	Minnesota	W	24-35	Fox-30/Jones-8	Towns-26/Reid-7	--
60	4/25	113-117	-4	@Golden State	L	24-36	Hield-25/Barnes-7	Curry-37/Green-14	--
61	4/26	113-106	+7	Dallas	W	25-36	Holmes-24/Jones-7	Doncic-24/Doncic-8	--
62	4/28	105-154	-49	Utah	L	25-37	Hield-18/Hield-5	Bogdanovic-24/Favors-11	--
63	4/30	110-106	+4	@L.A. Lakers	W	26-37	Haliburton-23/Holmes-9	Davis-22/Davis-11	--
64	5/2	111-99	+12	@Dallas	W	27-37	Hield-27/Bagley III-9	Doncic-30/Powell-7	--
65	5/4	103-99	+4	@Oklahoma City	W	28-37		Hield-18/Hield-11	--
Bazley-24/Brown-17									
66	5/5	104-93	+11	@Indiana	W	29-37	Bagley III-31/Bagley III-12	Sabonis-17/Sabonis-13	--
67	5/7	104-113	-9	San Antonio	L	29-38	Davis-24/Wright-7	DeRozan-25/Poeltl-10	--
68	5/9	126-98	+28	Oklahoma City	W	30-38	Harkless-18/Metu-9	Bazley-18/Brown-9	--
69	5/11	122-106	+16	Oklahoma City	W	31-38	Davis-27/Holmes-7	Williams-20/Brown-13	--
70	5/13	110-116	-6	@Memphis	L	31-39	James-31/Metu-5	Brooks-30/Valanciunas-13	--
71	5/14	106-107	-1	@Memphis	L	31-40	King-27/Jones-11	Winslow-25/Winslow-13	--
72	5/16	99-121	-22	Utah	L	31-41	Davis-20/Metu-8	Clarkson-33/Gobert-16	--

* = OT

2021-22 SACRAMENTO KINGS



Front row — from left to right: Kings Interim Head Coach Alvin Gentry, Josh Jackson, Maurice Harkless, Harrison Barnes, De'Aaron Fox, Donte DiVincenzo, Davion Mitchell, Terence Davis II, Assistant Coach Mike Longabardi. **Second row (L to R):** Head Video Coordinator Isaac Jacob, Director of Player Development Rico Hines, Assistant coach Doug Christie, Player Development Coach Stacey Augmon, Chimezie Metu, Damian Jones, Domantas Sabonis, Richaun Holmes, Neemias Queta, Trey Lyles, Video Coordinator Garrius Adams, Assistant Coach Jonah Herscu, Player Development Coach Lindsey Harding, Head Athletic Trainer Joe Resendez. **Last row (L to R):** Justin Holiday, Alex Len

FINAL STATISTICS

PLAYER	G	GS	MIN	FG	FGA	PCT	3FG	3FGA	3PCT	FT	FTA	PCT	OFF	DEF	TOT	AST	PF	DQ	STL	TO	BLK	PTS	AVG
Fox	59	59	2084	516	1092	.473	74	249	.297	261	348	.750	25	206	231	330	172	1	68	168	25	1367	23.2
Sabonis (TOT)	62	61	2136	443	773	.573	39	125	.312	246	332	.741	201	551	752	323	203	3	59	195	27	1171	18.9
Sabonis (SAC)	15	15	504	112	202	.554	4	17	.235	55	74	.743	46	139	185	87	57	1	13	52	5	283	18.9
Barnes	77	77	2580	391	834	.469	142	360	.394	341	413	.826	82	350	432	186	94	0	53	118	14	1265	16.4
Hield	55	6	1574	265	693	.382	182	495	.368	80	92	.870	43	178	221	105	113	0	48	90	15	792	14.4
Haliburton	51	51	1757	268	586	.457	104	252	.413	87	104	.837	39	160	199	379	71	0	86	115	34	727	14.3
Mitchell	75	19	2076	352	843	.418	101	320	.316	56	85	.659	33	133	166	313	141	0	55	114	24	861	11.5
Lyles (TOT)	75	23	1536	262	562	.466	67	209	.321	195	243	.802	89	290	379	88	123	0	29	73	32	786	10.5
Lyles (SAC)	24	20	547	87	178	.489	23	63	.365	57	67	.851	29	106	135	30	32	0	7	19	6	254	10.6
Holmes	45	37	1074	198	300	.660	2	5	.400	70	90	.778	93	224	317	48	128	1	17	56	41	468	10.4
Davis	30	11	536	113	267	.423	49	149	.329	36	44	.818	11	83	94	40	70	1	25	33	11	311	10.4
Holiday (TOT)	74	65	2057	261	662	.394	177	482	.367	50	62	.806	29	161	190	128	154	2	57	70	33	749	10.1
Holiday (SAC)	25	25	641	71	204	.348	50	146	.342	16	21	.762	11	44	55	38	49	0	21	21	15	208	8.3
Bagley	30	17	663	114	246	.463	15	62	.242	35	47	.745	67	148	215	17	50	0	9	21	11	278	9.3
DiVincenzo (TOT)	42	1	1005	118	336	.351	74	218	.339	70	83	.843	40	130	170	118	69	0	48	72	8	380	9.0
DiVincenzo (SAC)	25	1	665	79	218	.362	53	144	.368	47	56	.839	22	88	110	89	43	0	37	44	5	258	10.3
Metu	60	20	1279	203	449	.452	57	186	.306	71	91	.780	34	301	335	60	93	0	51	61	32	534	8.9
Jones	56	15	1017	175	266	.658	10	29	.345	94	131	.718	75	171	246	69	130	1	26	59	47	454	8.1
Lamb (TOT)	56	0	935	133	347	.383	55	170	.324	89	106	.840	26	128	154	81	59	0	31	37	22	410	7.3
Lamb (SAC)	17	0	322	48	119	.403	16	53	.302	22	26	.846	11	49	60	30	15	0	8	13	8	134	7.9
Jackson (TOT)	51	3	830	120	300	.400	33	130	.254	55	77	.714	21	120	141	54	88	1	26	47	22	328	6.4
Jackson (SAC)	12	0	123	17	49	.347	3	17	.176	15	21	.714	4	14	18	5	17	0	5	9	4	52	4.3
Thompson	30	3	455	76	151	.503	1	1	1.000	32	60	.533	72	89	161	18	52	0	11	29	12	185	6.2
Len	39	10	620	94	176	.534	6	21	.286	41	63	.651	52	109	161	45	100	1	13	43	25	235	6.0
Harkless	47	24	863	83	181	.459	31	101	.307	20	28	.714	12	100	112	23	77	0	29	31	24	217	4.6
King	10	0	104	15	47	.319	8	27	.296	7	10	.700	0	12	12	9	14	0	2	0	1	45	4.5
Ramey	19	0	134	24	58	.414	5	18	.278	7	14	.500	4	9	13	7	10	0	1	5	1	60	3.2
Queta	15	0	120	17	38	.447	0	0	----	11	17	.647	14	17	31	6	18	0	1	6	8	45	3.0
Mudiay	2	0	11	0	2	.000	0	0	----	3	4	.750	0	0	0	4	1	0	1	1	0	3	1.5
Robinson	3	0	15	1	8	.125	0	3	.000	0	0	----	0	1	1	2	2	0	0	1	0	2	0.7
Woodard	12	0	42	2	16	.125	1	4	.250	2	2	1.000	5	6	11	3	3	0	1	1	1	7	0.6
Murkey	1	0	1	0	0	----	0	0	----	0	0	----	0	0	0	0	0	0	0	0	0	0	0.0
KINGS	82	-	19805	3321	7223	.460	937	2722	.344	1466	1908	.768	784	2737	3521	1943	1552	6	588	1156	369	9045	110.3
OPPONENTS	82	-	19805	3561	7429	.479	1065	2864	.372	1306	1682	.776	866	2891	3757	2077	1665	16	668	1106	395	9493	115.8

TEAM NOTES

- The Kings finished the 2021-22 regular season with a record of 30-52.
- Guard De'Aaron Fox became the first player drafted by the Kings to reach 2,000 career assists. In 322 games, he ranks as the second fastest player to reach that milestone in the Sacramento-era. Fox is now the fifth player in franchise history to reach 1,900 assists as a member of the Kings.
- Guard Davion Mitchell completed his rookie campaign season finishing sixth in total points (861) and third in assists (313) amongst rookies. Mitchell also set a new Sacramento rookie record by dishing out 17 assists vs. New Orleans, surpassing Kenny Smith who previously held the record with 15 assists twice during the 1988 season.
- At the trade deadline, Sacramento executed a four-team trade deal, announced on February 10, 2022. The Kings acquired Donte DiVincenzo from the Milwaukee Bucks, Josh Jackson and Trey Lyles from the Detroit Pistons in a trade that sent Marvin Bagley III to Detroit.
- On February 8, 2022, the Kings announced a trade for the rights to Domantas Sabonis, Justin Holiday, Jeremy Lamb and a 2023 second-round draft selection from the Indiana Pacers in exchange for Tyrese Haliburton, Buddy Hield and Tristan Thompson.
- Harrison Barnes scored 29 points at Milwaukee on January 22, 2022 and in the process reached the 10,000 points plateau for his 10 NBA seasons as a professional. Barnes becomes the fifth player from the 2012 NBA Draft class to reach 10,000 points.
- The Sacramento Kings ended its best road trip of the season at 4-1. The last time the Kings won 4+ games on a road trip of 5+ games was through March 20th-27th in 2011 (4-1).

2021-22 GAME-BY-GAME

KINGS											OPPONENT	
G	DATE	SCORE	+/-	OPPONENT	W/L	REC	HI. SCORER/REBOUNDER	HI. SCORER/REBOUNDER	ATT			
1	10/20	124-121	+3	@Portland	W	1-0	Barnes-36/Holmes-11	McCollum-34/Nurkic-14	17,467			
2	10/22	101-110	-9	Utah	L	1-1	Barnes-25/Barnes-15	Mitchell-27/Gobert-20	17,583			
3	10/24	107-119	-12	Golden State	L	1-2	Barnes-24/Holmes-11	Curry-27/Porter Jr.-9	13,876			
4	10/27	110-107	+3	@Phoenix	W	2-2	Hield-26/Holmes-12	Booker-31/Ayton-21	14,678			
5	10/29	113-109	+4	@New Orleans	W	3-2	Fox-23/Barnes-12	Valanciunas-24/Valanciunas-13	17,507			
6	10/31	99-105	-6	@Dallas	L	3-3	Holmes-22/Holmes-13	Doncic-23/Doncic-8	19,231			
7	11/2	113-119	-6	@Utah	L	3-4	Barnes-23/Holmes-10	Mitchell-36/Gobert-20	18,306			
8	11/3	112-99	+13	New Orleans	W	4-4	Barnes-23/Barnes-8	Alexander-Walker-16/Valanciunas-11	19,800			
9	11/5	140-110	+30	Charlotte	W	5-4	Hield-26/Holmes-20	Hayward-25/Plumlee-6	14,905			
10	11/7	91-94	-3	Indiana	L	5-5	Barnes-22/Holmes-9	LeVert-22/Turner-15	12,993			
11	11/8	104-109	-5	Phoenix	L	5-6	Barnes-26/Holmes-8	Payne-24/Booker-9	13,566			
12	11/10	117-136	-19	@San Antonio	L	5-7	Fox-37/Holmes-12	Murray-26/Johnson-12	15,065			
13	11/12	103-105	-2	@Oklahoma City	L	5-8	Barnes-21/Holmes-15	Dort-22/Robinson-Earl-14	12,881			
14	11/15	129-107	+22	@Detroit	W	6-8	Hield-22/Metu-10	Bey-28/Steward-15	10,092			
15	11/17	97-107	-10	@Minnesota	L	6-9	Fox-28/Thompson-9	Edwards-26/Vabderbilt-7	13,108			
16	11/19	89-108	-19	Toronto	L	6-10	Fox-17/Metu-9	Siakam-32/Boucher-12	13,159			
17	11/20	105-123	-18	Utah	L	6-11	Holmes-22/Barnes-8	Mitchell-26/Gobert-14	13,180			
18	11/22	94-102	-8	Philadelphia	L	6-12	Fox-23/Hield-9	Maxey-24/Drummond-23	13,948			
19	11/24	125-121	+4	Portland	W	7-12	Hield-22/Bagley III-8	Lillard-32/Nurkic-17	14,997			
20	11/26	141-137 ^{OT}	+4	@Los Angeles	W	8-12	Fox-34/Len-8	James-30/Westbrook-10	18,997			
21	11/28	101-128	-27	@Memphis	L	8-13	Hield-14/Metu-11	Brooks-21/Adams-12	12,844			
22	11/30	92-117	-25	Los Angeles	L	8-14	Holmes-27/Metu-11	Davis-25/Howard-13	12,459			
23	12/1	124-115	+9	@LA	W	9-14	Fox-24/Holmes-11	Mann-19/Hartenstein-8	17,217			
24	12/4	104-99	+5	LA	W	10-14	Davis-28, Bagley III-11	Morris Sr.-21/Zubac-11	15,004			
25	12/8	142-130	+12	Orlando	W	11-14	Fox-33/Thompson-10	Anthony-33/Carter Jr.-10	14,364			
26	12/10	123-124	-1	@Charlotte	L	11-15	Fox-31/Bagley III-10	Bouknight-24/Martin-8	16,335			
27	12/11	103-117	-14	@Cleveland	L	11-16	Hield-21/Jones-8	Okoro-20/Mobley-15	19,432			
28	12/13	101-124	-23	@Toronto	L	11-17	Fox-29/Bagley III-11	Boucher-17/Watanabe-11	19,463			
29	12/15	119-105	+14	Washington	W	12-17	Fox-28/Haliburton-8	Beal-30/Caldwell-Pope-7	13,806			
30	12/17	105-124	-19	Memphis	L	12-18	Haliburton-21/Metu-11	Banes-24/Adams-12	14,659			
31	12/19	121-114	+7	San Antonio	W	13-18	Hield-29/Jones-18	Murray-25/Johnson-11	15,091			
32	12/20	98-113	-15	@Golden State	L	13-19	Haliburton-24/Thompson-9	Curry-30/Green-11	18,064			
33	12/22	89-105	-16	LA	L	13-20	Haliburton-22/Metu-10	Bledsoe-19/Bledsoe-8	15,386			
34	12/26	102-127	-25	Memphis	L	13-21	Haliburton-18/Barnes-7	Bane-28/Konchar-14	15,685			
35	12/28	117-111	+6	Oklahoma City	W	14-21	Haliburton-24/Jones-14	Gilgeous-Alexander-33/Dort-8	14,750			
36	12/29	95-94	+1	Dallas	W	15-21	Fox-16/Metu-8	Brunson-25/Porzingis-7	16,071			
37	12/31	96-112	-16	Dallas	L	15-22	Haliburton-17/Jones-8	Porzingis-24/Porzingis-8	15,833			
38	1/2	115-113	+2	Miami	W	16-22	Hield-26/Jones-10	Yurtseven-22/Yurtseven-16	13,699			
39	1/4	114-122	-8	@Los Angeles	L	16-23	Fox-30/Bagley III-12	James-31/Howard-14	17,919			
40	1/5	102-108	-6	Atlanta	L	16-24	Fox-30/Bagley III-12	Huerter-25/Capela-14	13,104			
41	1/7	111-121	-10	@Denver	L	16-25	Fox-30/Len-10	Jokic-33/Jokic-10	15,966			
42	1/9	88-103	-15	@Portland	L	16-26	Haliburton-17/Len-10	Simons-31/Nurkic-16	16,408			
43	1/10	108-109	-1	Cleveland	L	16-27	Haliburton-21/Bagley III-10	Allen-18/Allen-17	12,110			
44	1/12	125-116	+9	Los Angeles	W	17-27	Fox-29/Bagley III-9	James-34/Westbrook-12	12,199			
45	1/14	126-114	+12	Houston	W	18-27	Fox-27/Bagley III-13	Wood-26/Tate-10	12,857			
46	1/16	112-118	-6	Houston	L	18-28	Hield-27/Metu-7	Wood-23/Wood-14	13,601			
47	1/19	131-133	-2	Detroit	L	18-29	Davis-35/Bagley III-9	Bey-30/Ollynyk-9	12,907			
48	1/22	127-133	-6	@Milwaukee	L	18-30	Barnes-29/Hield-8	Middleton-34/Portis-12	17,341			
49	1/25	75-128	-53	@Boston	L	18-31	Hield-11/Holmes-9	Tatum-36/William III-17	19,156			
50	1/26	104-121	-17	@Atlanta	L	18-32	Barnes-28/Barnes-9	Okongwu-18/Gallinari-9	15,080			
51	1/29	101-103	-2	@Philadelphia	L	18-33	Haliburton-38/Holmes-9	Embiid-36/Embiid-12	20,380			
52	1/31	96-116	-20	@New York	L	18-34	Haliburton-21/Holmes-7	Burks-21/Robinson-13	15,925			
53	2/2	112-101	+11	Brooklyn	W	19-34	Barnes-19/Metu-12	Claxton-23/Claxton-11	13,153			
54	2/3	114-126	-12	@Golden State	L	19-35	Mitchell-26/ Haliburton-6	Thompson-23/Kuminga-7	18,064			
55	2/5	113-103	+10	Oklahoma City	W	20-35	Barnes-24/Harkless-11	Giddey-24/Pokusevski-9	14,097			
56	2/8	114-134	-20	Minnesota	L	20-36	Fox-29/Metu-8	Towns-25/Vanderbilt-11	12,409			
57	2/9	132-119	+19	Minnesota	W	21-36	Barnes-30/Sabonis-14	Russell-29/Vanderbilt-11	12,527			
58	2/12	123-110	+13	@Washington	W	22-36	Fox-26/Sabonis-11	Kuzma-22/Kuzma-8	14,169			
59	2/14	85-109	-24	@Brooklyn	L	22-37	Fox-26/Sabonis-9	Curry-23/Drummond-9	16,873			
60	2/16	118-125	-7	@Chicago	L	22-38	Fox-33/Sabonis-12	DeRozan-38/Vucevic-10	19,166			
61	2/24	110-128	-18	Denver	L	22-39	Sabonis-33/Sabonis-14	Barton-31/Jokic-12	15,855			
62	2/26	110-115	-5	@Denver	L	22-40	Fox-26/Sabonis-16	Gordon-23/Jokic-10	19,520			
63	2/28	131-110	+21	@Oklahoma City	W	23-40	Fox-29/Sabonis-16	Gilgeous-Alexander-37/Pokusevski-8	13,945			
64	3/2	95-125	-30	@New Orleans	L	23-41	Fox-25/Sabonis-14	Ingram-33/Valanciunas-14	15,490			
65	3/3	115-112	+3	@San Antonio	W	24-41	Barnes-27/Sabonis-12	Walker IV-30/Murray-12	13,049			
66	3/5	113-114	-1	@Dallas	L	24-42	Fox-44/Sabonis-10	Dinwiddie-36/Green-12	20,060			
67	3/7	115-131	-16	New York	L	24-43	Fox-24/Sabonis-13	Randle-46/Randle-9	14,720			
68	3/9	100-106	-6	Denver	L	24-44	Fox-32/Lyles-9	Jokic-38/Jokic-18	14,697			
69	3/12	125-134	-9	@Utah	L	24-45	Fox-41/Holmes-6	Clarkson-45/Whiteside-21	18,306			
70	3/14	112-103	+9	Chicago	W	25-45	Fox-34/Lyles-11	LaVine-27/Vucevic-14	15,943			
71	3/16	126-135	-9	Milwaukee	L	25-46	Sabonis-22/Lyles-12	Antetokounmpo-36/Antetokounmpo-10	15,864			
72	3/18	97-126	-29	Boston	L	25-47	Sabonis-30/Sabonis-20	Tatum-32/Horford-9	15,313			
73	3/20	124-127 ^{OT}	-3	Phoenix	L	25-48	Mitchell-28/Sabonis-12	Booker-31/Ayton-10	17,583			
74	3/23	110-109	+1	@Indiana	W	26-48	Mitchell-25/Jones-6	Hield-25/Brissett-10	14,227			
75	3/26	114-110 ^{OT}	+4	@Orlando	W	27-48	Mitchell-22/Lyles-18	Wagner-19/Bamba-13	16,366			
76	3/28	100-123	-23	@Miami	L	27-49	Mitchell-21/Metu-9	Butler-27/Adebayo-15	19,600			
77	3/30	121-118	+3	@Rockets	W	28-49	Jones-24/Jones-9	Green-32/Porter Jr.-12	13,365			
78	4/1	122-117	+5	@Rockets	W	29-49	Barnes-25/Jones-17	Green-33/Garuba-14	14,857			
79	4/3	90-109	-19	Golden State	L	29-50	Barnes-18/Barnes-10	Wiggins-25/Bjelica-12	17,583			
80	4/5	109-123	-14	New Orleans	L	29-51	Jones-22/Barnes-6	Hayes-23/Hayes-12	16,047			
81	4/9	98-117	-19	@LA	L	29-52	Mitchell-22/Metu-10	George-23/Zubac-12	17,568			
82	4/10	116-109	+7	@Phoenix	W	30-52	Jones-19/Lyles-7	Shamet-27/McGee-13	17,071			

* = OT

KINGS YEARLY TRANSACTIONS

1971-72

April 10, 1972

Selected 6-10 Eau Claire State center Mike Ratliff in the second round (#28 overall) and 6-8 USC forward Ron Riley in the third round (#38 overall) of the 1972 NBA Draft.

1972-73

October 9, 1972

Acquired forward Toby Kimball from Milwaukee for a future draft choice.

November 2, 1972

Acquired 6-5 guard Dick Gibbs from Houston for cash.

November 9, 1972

Traded guard John Mengelt to Detroit for a future draft choice.

August 9, 1972

Acquired 6-6 forward Don Kojis from Seattle in exchange for Jim Fox and future considerations.

January 26, 1973

Acquired 6-10 center John Block from Philadelphia in exchange for Tom Van Arsdale and a future draft choice.

April 10, 1973

Selected 6-9 Minnesota forward Ron Behagen in the first round (#7 overall), 6-3 Marshall guard Mike D'Antoni (#20 overall) and 6-9 Marquette forward Larry McNeill in the second round (#25 overall) of the 1973 NBA Draft.

1973-74

October 8, 1973

Signed 6-1 free agent guard Howard "Butch" Komives.

October 29, 1973

Acquired 6-3 guard Jimmy Walker in exchange for veteran forward Matt Guokas.

November 12, 1973

Acquired 6-11 center Otto Moore from Houston for forward Ron Riley.

December 5, 1973

Signed 6-1 free agent guard Justus Thigpen.

May 29, 1974

Selected 6-7 Colorado forward Scott Wedman in the first round (#6 overall) and 7-0 Tennessee center Len Kosmalski in the second round (#24 overall) of the 1974 NBA Draft.

1974-75

February 1, 1975

Acquired 6-6 forward Ollie Johnson and 6-2 guard Rick Adelman from the New Orleans Jazz in exchange for Nate Williams.

June 25, 1975

Selected 6-7 DePaul forward Bill Robinzine (#10 overall) and 6-7 Pennsylvania guard-forward Bob Bigelow (#13 overall) in the first round and 6-5 Louisiana State guard Glenn Hansen (#31 overall) in the second round of the 1975 NBA Draft.

1975-76

October 14, 1975

Acquired 6-2 free agent guard Lee Winsfield from Buffalo's waivers.

November 12, 1975

Signed 6-9 free agent Rick Roberson.

December 8, 1975

Acquired former Kings forward Matt Guokas from Chicago for future draft choices.

1976-77

June 8, 1976

Selected 6-10 UCLA forward-center Richard Washington in the first round (#3 overall) and 6-4 UCLA guard Andre McCarter in the sixth round (#89 overall) of the 1976 NBA Draft.

August 5, 1976

Selected 6-2 guard Ron Boone, previously of the American Basketball Association's Utah Stars, in the first round (#3 overall) and 6-3 guard Mike Barr, previously of the ABA's Spirits of St. Louis, in the second round (#25 overall) of the 1976 ABA-NBA Dispersal Draft.

September 10, 1976

Acquired 6-2 guard Brian Taylor, 6-11 center and Sacramento native Jim Eakins, and a future draft choice from New Jersey in exchange for guard Nate "Tiny" Archibald.

1977-78

May 25, 1977

Acquired 7-2 center Tom Burleson from the Denver Nuggets in exchange for guard Brian Taylor and a future draft choice.

June 1, 1977

Acquired 6-2 guard Lucius Allen from the Los Angeles Lakers in exchange for Ollie Johnson and future draft choices.

June 10, 1977

Selected 6-4 Houston guard Otis Birdsong in the first round (#2 overall) and 6-3 North Carolina guard John Kuester in the third round (#53 overall) of the 1977 NBA Draft.

September 19, 1977

Signed 6-8 free agent forward Bob Nash

October 20, 1977

Signed 6-3 free agent guard Louie Nelson.

November 16, 1977

Signed 6-9 forward Kevin Restani off waivers from Milwaukee.

1978-79

May 10, 1978


Hired Lowell "Cotton" Fitzsimmons as head coach.

June 9, 1978

Selected 6-1 North Carolina guard Phil Ford in the NBA Draft with the second overall pick.




MIKE D'ANTONI



RICK ADELMAN

KINGS YEARLY TRANSACTIONS

January 30, 1979	Waived rookie free-agent guard Marlon Redmond.
March 11, 1979	Signed forward Ron Behagen to a 10-day contract. Behagen was previously drafted by the Kings with the seventh overall pick in the 1973 NBA Draft.
June 25, 1979	Selected 6-6 Alabama forward Reggie King with the #18 overall pick in the 1979 NBA Draft.
1979-80	
July 24, 1979	Hired John Begzos as General Manager.
October 8, 1979	Waived veteran guard Lucius Allen, and forwards Bob Nash and Darnell Hillman.
October 11, 1979	Acquired 6-6 Tennessee guard-forward Ernie Grunfeld and a second round draft choice from the Milwaukee Bucks in exchange for forward-center Richard Washington.
November 27, 1979	Acquired 6-10 center Len Elmore from the Indiana Pacers for the Bucks' second-round pick from the Grunfeld-Washington deal.
May 14, 1980	Waived guard Marlon Redmond to make room for Len Elmore.
May 28, 1980	Signed Coach Lowell "Cotton" Fitzsimmons to a four-year contract extension.
June 10, 1980	Allowed 6-0 Northwestern reserve guard Billy McKinney to be selected by the Dallas Mavericks in the NBA expansion draft.
June 12, 1980	Selected 6-5 North Carolina State guard Charles "Hawkeye" Whitney with the #16 overall pick in the 1980 NBA Draft.
June 20, 1980	Signed 6-10 Alabama free agent center-forward Leon Douglas to a five-year contract.
1980-81	Received Bucks' 1981 second round draft choice as compensation for Len Elmore.
July 8, 1980	Released 7-2 center Tom Burleson.
September 10, 1980	Acquired 6-3 Kansas guard JoJo White from the Golden State Warriors for future cash considerations.
September 16, 1980	Signed first round draft choice Hawkeye Whitney to a multi-year contract.
September 25, 1980	Acquired 6-10 Southern Illinois center Joe Meriweather and New York's 1981 first round draft pick (via Seattle) in a three-way trade also involving the Knicks and Cleveland, who received forward Bill Robinzine.
October 30, 1989	Relieved John Begzos as Executive Vice President and General Manager.
November 3, 1980	Received \$50,000 and Atlanta's 1981 second round draft pick after Tom Burleson signed with the Hawks, as awarded by NBA commissioner Larry O'Brien.
November 8, 1980	Signed 6-0 Marquette guard Lloyd Walton.
December 26, 1980	Waived 6-8 forward Gus Gerard and signed 6-10 USC free agent forward John Lambert.
January 20, 1981	Signed 6-6 UCLA guard-forward Frankie Sanders to a 10-day contract.
January 23, 1981	Hired Jeff Cohen as Executive Vice President and General Manager.
February 12, 1981	Signed Frankie Sanders for the remainder of the 1980-81 season.
June 9, 1981	Matched Cleveland's offer for 6-4 guard Otis Birdsong, then traded Birdsong [along with the Kings second round draft choice (#44) in the 1981 NBA Draft] to the New Jersey Nets for 6-9 forward Cliff Robinson. Minutes before the trading deadline, the Kings received Cleveland's first round draft choice (#17 overall) by pledging not to exercise the right of first refusal in matching the Cavaliers' offer to 6-7 forward Scott Wedman. Selected 6-10 Oregon State center Steve Johnson (#7) and 6-6 Alabama State guard-forward Kevin Loder (#17) in the first round and 6-6 Illinois forward Eddie Johnson (#29 overall) in the second round of the 1981 NBA Draft.
1981-82	
July 30, 1981	Signed six-year veteran forward-center Joe Meriweather to a three-year pact.
August 26, 1981	Acquired 6-2 guard Larry Drew in a trade with the Detroit Pistons, giving up second round draft choices in 1982 and 1984.
September 11, 1981	Signed 1981 second round draft choice Eddie Johnson.
October 1, 1981	Signed Kevin Loder to a multi-year contract on the day before training camp opened.
October 7, 1981	Signed Steve Johnson to a multi-year contract.
November 12, 1981	Acquired 6-5 forward Mike Woodson and a 1982 first round draft pick from the New Jersey Nets for 12-year veteran center Sam Lacey. The pick was to be the earlier selection from the Phoenix Suns or Los Angeles Lakers.



PHIL FORD



ERNIE GRUNFELD

KINGS YEARLY TRANSACTIONS

February 16, 1982	Acquired 6-9 forward Reggie Johnson from Cleveland for Cliff Robinson. Received the San Antonio Spurs' 1984 third round draft pick and cash for John Lambert.
February 18, 1982	Signed 6-8 Duke forward Ken Dennard, the final cut in preseason camp, through the 1983-84 season, making him the fourth rookie to earn a roster spot on the team.
April 30, 1982	Rehired General Manager Joe Axelson to a five-year contract after Jeff Cohen, General Manager and Executive Vice President resigned after 13 months. June 29, 1982 Selected 6-10 Texas forward-center LaSalle Thompson with the fifth overall pick and 6-5 Georgia Tech guard Brook Steppe with the #17 overall pick in the 1982 NBA Draft.
1982-83	
November 9, 1982	Signed LaSalle Thompson to a multi-year contract.
November 19, 1982	Waived Leon Douglas to create roster room for LaSalle Thompson.
February 15, 1983	Activated Ken Dennard and traded Reggie Johnson to the Philadelphia 76ers for cash.
June 8, 1983	Franchise was purchased for cash and assumption of obligations totaling \$10.5 million dollars by Sacramento, California, business and real estate investors, Joseph Benvenuti, Frank and Gregg Lukenbill, Robert A. Cook, Stephen H. Cippa, and Frank McCormack.
June 28, 1983	Obtained 6-8 veteran power forward Mark Olberding from the Chicago Bulls in exchange for guard Ennis Whatley, the #13 pick of the 1983 NBA Draft. In the second round, the Kings obtained the Bulls second round selection 6-9 Houston forward Larry Micheaux (#29 overall) in exchange for its second-round selection 6-7 San Jose State forward Chris McNealy (#38 overall) and a 1984 second round pick. 1983-84
1983-84	
July 20, 1983	Signed 6-7 Kansas State forward and 1982 eighth round pick (#166 overall) Ed Nealy to a two-year contract.
August 1, 1983	Signed Larry Micheaux to a three-year deal.
September 17, 1983	Acquired 6-6 veteran guard Billy Knight from the Indiana Pacers in a three-team deal with New York and Indiana. Kings also received a 1984 second round pick from Indiana in exchange for Brooke Steppe and cash from New York in exchange for 6-2 guard Ray Williams. The Knicks also sent the Pacers their 1984 first round pick and 6-5 guard Vince Taylor.
September 26, 1983	Received the Denver Nuggets' 1985 third round pick in exchange for Ken Dennard.
September 28, 1983	Signed 6-4 veteran free agent guard Don Buse to a one-year contract.
September 29, 1983	Signed veteran free agent guard Larry Drew to a five-year contract. Contract terms were not disclosed, however the deal included an innovative cash/real estate compensation package.
October 12, 1983	Signed 6-5 veteran free agent forward Mike Woodson to a five-year deal.
October 26, 1993	Received the Seattle SuperSonics' 1985 second round pick in exchange for 6-6 forward Reggie King.
October 28, 1983	Signed 6-3 guard Dane Suttle for the remainder of the season after placing Mike Woodson on the injured list for rehabilitation from orthoscopic surgery for torn cartilage in his right knee.
November 22, 1983	Activated Mike Woodson and waived forward Kevin Loder.
February 15, 1984	Acquired 6-5 NBA All-Star guard Reggie Theus minutes before the trading deadline from the Chicago Bulls. In exchange, traded veteran Steve Johnson and three second round draft selections, two from previous deals, (Indiana's 1984, Kansas City's 1985, and Seattle's 1985) to the Bulls.
March 31, 1984	Signed 6-10 veteran free agent center Dave Robisch to a two-year contract and placed Joe Meriweather on the injured list.
May 15, 1984	Named Jack McKinney head coach.
June 19, 1984	Selected 6-10 Providence College forward Otis Thorpe with the #9 overall pick in the first round of the 1984 NBA Draft.
1984-85	
July 11, 1984	Extended the club's first-ever free agent offer sheet to veteran center Paul Mokeski of the Milwaukee Bucks. The Bucks matched the offer on July 24, thus retaining the rights to Mokeski.
September 21, 1984	Signed Kings free agent Joe Meriweather to a one-year contract.
September 24, 1984	Inked rookie Otis Thorpe to a multi-year deal.
October 24, 1984	Released Ed Nealy, trimming the roster to 11.
November 2, 1984	Signed 6-9 free agent forward Peter Verhoeven to a one-year contract.
November 18, 1984	Named former Kings mentor Phil Johnson head coach by signing a three-year deal after Jack McKinney unexpectedly resigned.
December 6, 1984	Waived 6-2 guard Dane Suttle.
December 8, 1984	Signed 6-7 forward David Pope.
December 11, 1984	Acquired 6-11 veteran reserve center Mark McNamara from San Antonio in exchange for veteran swingman Billy Knight, in a deal signed hours before the two teams were set to tip

KINGS YEARLY TRANSACTIONS

December 14, 1984	off. Both players donned their new uniforms at game time. Signed 6-3 veteran free agent guard Kenny Natt to a 10-day contract to replace Larry Drew, who was placed on the injured list with a severely sprained left foot suffered in the previous game at Dallas.
February 27, 1985	Waived Pope and re-signed Ed Nealy, who was playing with the Sarasota Stingers of the CBA.
June 18, 1985	Selected 6-11 Arkansas center Joe Kleine with the sixth overall pick, marking the first NBA Draft choice made by the Kings in Sacramento.
1985-86	
August 9, 1985	Received Milwaukee's 1986 third round draft pick in exchange for Mark McNamara.
September 5, 1985	Signed Sacramento native, 6-8 St. Mary's forward David Cooke to a two-year contract.
September 17, 1985	Signed 7-0 veteran free agent center Rich Kelley to a one-year deal.
September 26, 1985	Signed veteran free agent forward Mark Olberding to a two-year pact.
October 8, 1985	Signed rookie Kleine to a multi-year contract 12 days after training camp opened.
November 18, 1985	Signed Detroit Pistons' 6-7 veteran free agent forward Terry Tyler to an offer sheet.
November 20, 1985	Acquired Tyler and compensated Detroit with an option to switch first round draft picks in either 1986 or 1987, or a second round choice in 1987 and an undisclosed amount of cash. Waived David Cooke to clear room on the roster.
December 17, 1985	Signed 6-2 veteran free agent guard Mike Bratz for the remainder of the season and waived rookie Michael Adams.
June 17, 1986	Selected 6-7 Villanova swingman Harold Pressley with the #17 overall pick in the first round and 6-10 UC Irvine forward Johnny Rogers with the #57 overall pick in the second round of the 1986 NBA Draft.
1986-87	
August 7, 1986	Signed Los Angeles Clippers' free agent guards Derek Smith and Franklin Edwards to offer sheets.
August 19, 1986	Secured Smith, Edwards, and veteran Junior Bridgeman days before the LA Clippers deadline for matching the Kings offer. In exchange, the club sent guards Larry Drew, Mike Woodson, a 1988 first round draft pick, a 1989 second round draft pick, and an undisclosed amount of cash to the Clippers.
September 5, 1986	Signed 1986 second round draft choice (#57 overall) Johnny Rogers to a two-year contract.
September 23, 1986	Signed 1986 first round draft pick Harold Pressley to a four-year deal.
October 17, 1986	Announced during player introductions of the Kings pre-season game at ARCO Arena the signing of veteran free agent LaSalle Thompson to a four-year pact. Waived free agent forward Bill Nelson.
October 22, 1986	Waived guards Mike Bratz and Bruce Douglas.
October 23, 1986	Matched an offer sheet extended to veteran free agent Eddie Johnson by Cleveland.
October 25, 1986	Re-signed Bruce Douglas after guard Franklin Edwards suffered a fracture in his right foot and was subsequently sidelined through January, 1987.
October 28, 1986	Placed veteran Junior Bridgeman and free agent Dan Federmann on waivers.
December 16, 1986	Waived Bruce Douglas and signed guard Othell Wilson.
December 23, 1986	Waived guard Brook Steppe.
December 26, 1986	Signed Brooke Steppe to a 10-day contract.
January 6, 1987	Signed Brooke Steppe to a second 10-day contract.
January 15, 1987	Placed Franklin Edwards on the active roster for the first time since his pre-season injury and released Steppe.
February 1, 1987	Signed guard Jerry Eaves to a 10-day contract after Franklin Edwards reinjured his foot.
February 9, 1987	Terminated Head Coach Phil Johnson and Assistant Coach Frank Hamblen after opening the season with a 14-32 record. Jerry Reynolds assumed the head coaching duties and former Kings' player Don Buse was assigned the assistant coach position.
February 13, 1987	Released Jerry Eaves.
February 16, 1987	Signed guard Reggie Theus to a three-year contract extension with an option for a fourth year.



LASALLE THOMPSON

KINGS YEARLY TRANSACTIONS

April 27, 1987	Signed NBA Hall of Fame center Bill Russell to a seven-year deal, effective June 1. Russell assumed the head coaching duties and within four years had the option of becoming general manager and eventually president.
May 2, 1987	Waived Othell Wilson.
May 23, 1987	Hired Willis Reed as an assistant coach.
June 21, 1987	Acquired 6-9 forward Ed Pickney from Phoenix with a 1988 second round pick in exchange for forward Eddie Johnson.
June 22, 1987	Selected 6-3 North Carolina guard Kenny Smith with the sixth overall pick in the 1987 NBA Draft.
1987-88	
October 14, 1987	Signed rookie Kenny Smith to a four-year deal six days after training camp opened.
October 15, 1987	Acquired 7-0 veteran center Jawann Oldham from the New York Knicks in exchange for a 1988 second round draft pick.
November 3, 1987	Waived second-year forward Johnny Rogers and placed guard Franklin Edwards on the injured list with a sprained right ankle.
December 14, 1987	Acquired 6-5 Mike McGee from the Atlanta Hawks in exchange for the Kings' second round picks in 1991 and 1995. Waived rookie Joe Arlauckas to clear room for McGee.
January 18, 1988	Waived veteran Franklin Edwards and activated Derek Smith from the injured list where he was placed after undergoing an individualized knee strengthening program for his left knee.
March 7, 1988	Announced the re-alignment of the basketball operations staff. Named Bill Russell vice president of basketball operations, after compiling a 17-41 record as head coach, Jerry Reynolds head coach, and reassigned President and General Manager Joe Axelson as vice president of business operations. Reynolds' first move was to name former Kings coach Phil Johnson as his assistant.
March 26, 1988	Signed Conner Henry to the first of two 10-day contracts to replace Derek Smith who fractured the frontal rim of his left eye after colliding with Utah's Karl Malone and missed the remainder of the season.
April 1, 1988	Signed 7-2 free agent center Martin Nessley to a 10-day contract to replace center LaSalle Thompson who was placed on the injured list for the first time in his six-year career after tearing his lateral meniscus in his right knee, a season-ending injury.
April 11, 1988	Signed Martin Nessley to a second 10-day contract.
April 14, 1988	Signed Connor Henry for the remainder of the season.
June 28, 1988	Acquired forward Randy Wittman and the Atlanta Hawks' 1988 first round pick (#18 overall) in exchange for Reggie Theus and the Kings' 1988 third round draft choice. Selected 6-8 San Jose State guard Ricky Berry (#18 overall) with the first round pick and 6-5 North Carolina State guard Vinny Del Negro (#29 overall) with the second round selection in the 1988 NBA Draft.
1988-89	
August 1, 1988	Signed rookie Ricky Berry to a three-year contract.
August 22, 1988	Signed rookie Vinny Del Negro to a two-year contract.
October 6, 1988	Waived veteran forward Terry Tyler.
October 11, 1988	Acquired 6-8 forward Rodney McCray and 6-11 center Jim Peterson from the Houston Rockets for free agent Otis Thorpe after signing Thorpe to a multi-year contract.
October 19, 1988	Released rookie free agent Randy Allen.
October 31, 1988	Received the New Jersey Nets' 1991 and 1996 second round picks in exchange for Mike McGee.
December 12, 1988	Hired Herman Kull as assistant coach after Phil Johnson resigned to accept a similar position with the Utah Jazz.
December 16, 1988	Waived 6-2 Georgetown guard Michael Jackson.
February 1, 1989	Signed Jim Peterson, who was to be an unrestricted free agent at the end of the season, to a multi-year contract extension with the club through the mid-1990's.
February 7, 1989	Waived veteran swingman Derek Smith and signed Michael Jackson to a 10-day contract.
February 18, 1989	Signed Michael Jackson to a contract for the remainder of the season.
February 20, 1989	Acquired 6-9 Oklahoma forward Wayman Tisdale and a 1990 or 1991 second round draft pick from the Indiana Pacers in exchange for LaSalle Thompson and Randy Wittman.
February 23, 1989	Acquired 6-5 veteran guard and two-time NBA All-Star Danny Ainge and 7-0 Iowa forward-center Brad Lohaus in exchange for center Joe Kleine and forward Ed Pickney.
March 3, 1989	Signed 6-8 forward Randy Allen to a 10-day contract following injuries suffered by Rodney McCray and Ricky Berry.
March 13, 1989	Signed Randy Allen to a second 10-day contract.
March 23, 1989	Signed Randy Allen for the remainder of the season.

KINGS YEARLY TRANSACTIONS

June 27, 1989	Selected 6-10 Louisville center Pervis Ellison with the franchise's first number one overall pick in the 1989 NBA Draft.
1989-90	
September 27, 1989	Acquired 1984 NBA "Rookie of the Year" 7-4 center Ralph Sampson from the Golden State Warriors in exchange for Jim Peterson.
October 26, 1989	Signed Wayman Tisdale and Pervis Ellison to multi-year deals, however both missed training camp due to contract negotiations. Released Ben Gillery and free agents Luther Burks and Wayne Casey.
November 2, 1989	Waived Jawann Oldham to reach the 12-player roster limit.
November 25, 1989	Signed veteran free agent center Greg Kite for the remainder of the season to replace Ralph Sampson who was placed on the injured list to rehabilitate his knees.
December 16, 1989	Placed Pervis Ellison on the IL following an examination by Dr. Roger Mann who determined rest was needed. Released Greg Stokes and signed free agent forward Mike Williams for the remainder of the season.
December 19, 1989	Released Bill Russell from his post as vice president of basketball operations and named Rick Benner president of the Kings and ARCO Arena. It was also announced Jerry Reynolds would eventually assume the position of director of player personnel after a permanent head coach was named.
January 4, 1990	Named Dick Motta, the third winningest coach in NBA history, head coach.
February 13, 1990	Acquired 6-9 forward Antoine Carr, 6-2 guard Sedric Toney, and a 1991 second round draft pick in exchange for guard Kenny Smith and forward Mike Williams.
June 25, 1990	Acquired 6-6 guard Bobby Hansen, 6-11 center Eric Leckner, Utah's 1990 first (#23 overall) and second (#49 overall) round picks and Washington's 1991 second round pick (#35 overall). Washington received Pervis Ellison and Utah received Bullets' guard Jeff Malone and the Kings' 1990 second round pick (#33 overall).
June 26, 1990	Acquired Dallas' 1990 first round picks (#14, #18 overall) and 7-0 center Bill Wennington in exchange for Rodney McCray and the Kings' 1990 (#49 overall) and 1991 (#35 overall) second round picks.
June 27, 1990	Selected 6-7 LaSalle forward Lionel Simmons (#7 overall), 6-2 Texas guard Travis Mays (#14 overall), 7-0 Temple center Duane Causwell (#18 overall) and 6-8 St. Louis forward Anthony Bonner (#23 overall) in the 1990 NBA Draft, marking the first time in league history one franchise made four first round selections. Acquired 6-2 veteran guard Rory Sparrow from the Miami Heat in exchange for the rights to the Kings' second round selection, Virginia Tech guard Vernell "Bimbo" Coles (#40 overall).
1990-91	
July 9, 1990	Waived guards Michael Jackson and Sedric Toney and forward Randy Allen.
August 1, 1990	Acquired 6-2 guard Byron Irvin, 1991 and 1992 second round picks, and future considerations from the Portland Trail Blazers in exchange for veteran guard Danny Ainge.
August 28, 1990	Signed rookie Duane Causwell to a two-year contract.
September 14, 1990	Signed rookie Travis Mays to a three-year contract.
September 20, 1990	Signed rookie Anthony Bonner to a three-year contract.
September 28, 1990	Signed rookie Lionel Simmons to a five-year contract.
October 26, 1990	Released free agent guards Dennis Nutt and Kevin Nixon and forward Jason Reese.
October 30, 1990	Acquired 6-2 guard Steve Colter from the Washington Bullets in exchange for guard Byron Irvin.
October 31, 1990	Released rookie free agents forward-center Marty Conlon and guard Joe Frederick.
November 1, 1990	Signed 6-6 rookie free agent swingman Ricky Calloway to replace Anthony Bonner who was placed on the IL with a stress fracture in his left foot.
November 28, 1990	Signed 6-2 guard Leon Wood to replace Colter, who was placed on the IL with a sprained left ankle.
December 10, 1990	Waived Calloway prior to activating Anthony Bonner.
December 18, 1990	Re-signed Ricky Calloway after Bobby Hansen was placed on the IL with torn cartilage in his left knee.
December 24, 1990	Waived Leon Wood before the guaranteed contract deadline.
December 31, 1990	Signed 5-11 CBA guard Jim Les to a 10-day contract.
January 10, 1991	Signed Jim Les to a second 10-day contract.
January 14, 1991	Signed 6-7 CBA forward Anthony Frederick to a 10-day contract after placing



RICKY BERRY

KINGS YEARLY TRANSACTIONS

January 20, 1991	leading scorer and rebounder Wayman Tisdale on the injured list with a torn tendon in his right foot.
January 23, 1991	Signed Jim Les to a contract for the remainder of the season.
January 29, 1991	Signed Anthony Frederick to a second 10-day contract.
February 11, 1991	Received the Charlotte Hornets' 1993 (with contingencies) and 1995 second round picks in exchange for center Eric Leckner.
February 22, 1991	Signed forward Mike Higgins to a 10-day contract.
February 28, 1991	Signed Mike Higgins to second 10-day contract.
March 7, 1991	Signed Anthony Frederick for the remainder of the season after center Ralph Sampson was placed on the injured list with strained tendons in his right forefoot.
June 26, 1991	Signed 6-6 CBA swingman Tony Dawson to a 10-day contract.
1991-92	Selected 6-9 Syracuse forward Billy Owens (#3 overall) and 6-10 North Carolina forward Pete Chilcutt (#27 overall) in the first round and 6-2 New Mexico State guard Randy Brown (#31 overall) and 6-7 James Madison swingman Steve Hood (#42 overall) in the second round of the 1991 NBA Draft.
July 1, 1991	Acquired 5-7 point guard Anthony "Spud" Webb and a 1994 second round pick from the Atlanta Hawks in exchange for guard Travis Mays.
July 3, 1991	Signed guard Jim Les to a three-year contract.
July 21, 1991	Signed rookie Pete Chilcutt to a three-year deal.
September 23, 1991	Acquired second-year 7-2 center Dwayne Schintzius and the San Antonio Spurs' 1994 second round draft choice in exchange for 6-9 veteran forward Antoine Carr.
October 2, 1991	Signed rookie Randy Brown to a two-year deal.
October 24, 1991	Waived injury plagued center Ralph Sampson after reaching a buyout agreement on his contract, which had two years remaining.
October 29, 1991	Waived free agent guards Steve Alford, Stevie Thompson, Clinton Venable, and free agent forward Mark Peterson. Also waived second round pick guard Steve Hood.
November 1, 1991	Acquired 6-5 guard Mitch Richmond, 7-0 center Les Jepsen, and a 1995 second round draft pick from Golden State in exchange for unsigned rookie Billy Owens. Jepsen joined the club on the injured list with tonsillitis. In a related move, the Kings waived 6-7 Ball State forward Paris McCurdy and renounced the rights to guard Vinny Del Negro, who spent the 1990-91 season playing overseas in Italy.
November 4, 1991	Acquired 6-5 guard Dennis Hopson from the Chicago Bulls in exchange for Bobby Hansen and a 1992 second round draft pick. Waived 6-4 Eastern Michigan rookie guard Carl Thomas.
December 12, 1991	Signed point guard Anthony "Spud" Webb to a four-year contract extension.
December 24, 1991	Named Assistant Coach Rex Hughes interim head coach to replace Dick Motta who was relieved of his duties. Scout and former Kings guard Mike Bratz was named interim assistant coach.
February 13, 1992	Signed 6-10 forward Steve Scheffler to a 10-day contract to replace Dwayne Schintzius who was placed on the injured list for a herniated disk in his lower back.
February 26, 1992	Signed 6-4 CBA swingman Stevie Thompson to a 10-day contract.
March 7, 1992	Signed Stevie Thompson to a second 10-day contract.
March 17, 1992	Signed Stevie Thompson for the remainder of the season.
June 18, 1992	Named former NBA guard Eddie Jordan assistant coach, scout and video coordinator.
June 24, 1992	Selected 6-8 Maryland guard-forward Walt Williams with the seventh overall pick in the 1992 NBA Draft. Selected Morehead State 6-8 forward Brett Roberts in the second round (#54 overall).
1992-93	
July 1, 1992	Signed center Duane Causwell to a five-year contract extension.
July 20, 1992	Waived center Dwayne Schintzius.
September 14, 1992	Signed 6-11 free agent forward-center Marty Conlon.
October 8, 1992	Signed 6-6 free agent guard Vincent Askew.
October 10, 1992	Waived free agent invitee David Whitmore.
October 17, 1992	Waived free agent invitee Shedrick Anderson.
October 24, 1992	Waived free agent invitee Roy Fisher.
October 29, 1992	Signed 1992 first round draft pick Walt Williams to a multi-year contract.
November 2, 1992	Waived Les Jepsen and free agent invitees Ben Coleman, Michael Curry, and Stan Kimbrough.
November 13, 1992	Signed Stan Kimbrough to replace Spud Webb, who was placed on the IL with torn ligaments in his left wrist.
November 16, 1992	Extended guard Mitch Richmond's contract.
November 25, 1992	Acquired the Seattle SuperSonics' 1993 second round draft pick in exchange for guard Vincent

KINGS YEARLY TRANSACTIONS

November 27, 1992	Askew.
February 2, 1993	Signed veteran free agent forwards Rod Higgins and Kurt Rambis and waived Stan Kimbrough.
February 13, 1993	Signed 6-8 CBA forward Henry James to a 10-day contract.
May 15, 1993	Signed Henry James to a second 10-day contract.
May 20, 1993	Extended General Manager Jerry Reynolds' contract.
	Promoted Mike Schuler to lead assistant coach, Eddie Jordan to full-time assistant coach, and hired Mike Bratz as an assistant coach/scout/video coordinator. With the staff restructuring, assistant coach Dave Wohl's contract was not renewed.
June 30, 1993	Selected 6-0 Duke guard Bobby Hurley with the seventh overall pick in the 1993 NBA Draft. In the second round, the club selected 6-8 Maryland forward Evers Burns (#31 overall), 6-9 Baylor center Alex Holcombe (#44 overall) and 6-10 Michigan St. forward Mike Peplowski (#52 overall).
1993-94	
September 22, 1993	Hired Del Harris as a basketball consultant.
October 5, 1993	Signed second-round draft picks Evers Burns and Mike Peplowski and free agent Randy Breuer.
November 2, 1993	Waived veteran forward Marty Conlon and free agent training camp invitees Russ Schoene and Craig Sedmak.
December 8, 1993	Signed 6-3 free agent guard LaBradford Smith.
December 12, 1993	Exercised the option on Head Coach Garry St. Jean's contract, extending the agreement through the 1994-95 season.
December 15, 1993	Signed 6-8 free agent forward Trevor Wilson.
December 28, 1993	General Manager Jerry Reynolds resigned.
January 11, 1994	Waived veteran guard Jim Les.
February 16, 1994	Acquired 7-0 center Olden Polynice and forward David Wood from the Detroit Pistons in exchange for center Duane Causwell and second-round draft picks in 1994, 1995, and 1996. The club also waived rookie forward Evers Burns.
February 19, 1994	Pistons rescinded the trade of Duane Causwell and three second-round draft picks for Olden Polynice and David Wood because Causwell did not pass his physical in Detroit.
February 20, 1994	Re-acquired Olden Polynice from Detroit in exchange for forward-center Pete Chilcutt, a conditional first-round draft pick, and a 1994 second-round draft pick.
March 3, 1994	Signed 6-6 forward Andre Spencer to a 10-day contract.
March 14, 1994	Signed Spencer to a second 10-day contract.
March 24, 1994	Signed Spencer for the remainder of the season.
April 25, 1994	Assistant Coach Mike Schuler resigned.
May 11, 1994	Basketball Consultant Del Harris resigned.
June 1, 1994	Hired Geoff Petrie as Vice President, Basketball Operations.
June 29, 1994	Selected 6-9 Xavier forward Brian Grant with the eighth overall pick in the 1994 NBA Draft. Club also selected 6-8 Providence forward Michael Smith (#35 overall) and 6-9 Ohio State forward Lawrence Funderburke (#51 overall) in the second round of the draft.
1994-95	
July 23, 1994	Signed 6-7 unrestricted free agent guard-forward Henry Turner.
July 23, 1994	Jerry Reynolds agreed to remain with the club as Director of Player Personnel and the club also hired Wayne Cooper as Director of Basketball Services/Assistant Coach.
July 26, 1994	Signed 6-10 unrestricted free agent forward-center Alaa Abdelnaby.
August 17, 1994	Re-signed restricted free agent center Olden Polynice to a multi-year contract.
August 19, 1994	Renounced the rights to unrestricted free agent forward Wayman Tisdale and signed 6-9 unrestricted free agent forward-center Frank Brickowski.
August 24, 1994	Re-signed restricted free agent forward Lionel Simmons to a multi-year contract.
October 7, 1994	Signed second-round draft pick Michael Smith and re-signed free agents Mike Peplowski (center), LaBradford Smith (guard) and Trevor Wilson (forward-guard). Also signed restricted free agent 6-5 guard Jimmy Oliver and renounced the rights to 1993 second-round draft pick Alex Holcombe (forward-center).
October 30, 1994	Signed first-round draft pick Brian Grant to a multi-year contract and waived Jimmy Oliver.
October 31, 1994	Waived LaBradford Smith and free agent invitee guard Thomas Hill and signed free agent 6-6 guard Doug Lee.
November 3, 1994	Waived Mike Peplowski.
January 24, 1995	Forward-center Frank Brickowski underwent surgery to repair a dislocated right shoulder suffered in the preseason. The injury forced Brickowski to miss the entire 1994-95 regular season.

KINGS YEARLY TRANSACTIONS


March 22, 1995	Waived forward-center Alaa Abdelnaby.
April 20, 1995	Signed free agent 6-4 rookie guard Derrick Phelps to a contract for the remainder of the regular season.
May 1, 1995	Signed Head Coach Garry St. Jean to a three-year contract extension.
June 24, 1995	Derrick Phelps was selected by the Toronto Raptors in the 1995 NBA Expansion Draft.
June 28, 1995	Selected 6-7 Arkansas forward Corliss Williamson with the 13th overall pick in the 1995 NBA Draft. Club also selected 5-10 UCLA guard Tyus Edney (#47 overall) and 6-8 Yugoslavian guard-forward Dejan Bodiroga (#51 overall) in the second round of the draft.
June 29, 1995	Acquired 6-6 veteran forward Tyrone Corbin from Atlanta for guard Spud Webb.
1995-96	
July 1, 1995	NBA imposed a lockout of its players until a new collective bargaining agreement was reached.
September 18, 1995	NBA ended its 79-day lockout.
September 18, 1995	Acquired 6-5 guard Sarunas Marciulionis and 6-5 forward Byron Houston from Seattle for forward-center Frank Brickowski.
September 27, 1995	Signed forward Michael Smith to a multi-year contract.
October 3, 1995	Signed first-round draft pick Corliss Williamson to a three-year contract and second-round draft pick Tyus Edney to a two-year contract.
October 25, 1995	Waived guard-forward Henry Turner and renounced the rights to guard Doug Lee.
November 2, 1995	Signed 6-4 free agent guard Clint McDaniel to a one-year contract.
February 22, 1996	Acquired 6-9 forward-guard Billy Owens and 6-6 forward-guard Kevin Gamble from Miami in exchange for guard-forward Walt Williams and forward Tyrone Corbin.
June 14, 1996	Hired former Princeton Head Coach Pete Carril as an assistant coach.
June 24, 1996	Acquired 6-1 guard Mahmoud Abdul-Rauf from Denver in exchange for guard Sarunas Marciulionis and a 1996 second-round draft pick (#37 overall—Jeff McInnis).
June 26, 1996	Selected 6-9 guard-forward Predrag Stojakovic of PAOK (Greece) with the 14th overall pick in the 1996 NBA Draft. Club also selected 6-7 Texas Tech forward Jason Sasser in the second round (#41 overall) of the draft.
June 27, 1996	Conveyed the rights of Jason Sasser to Portland for future considerations.
1996-97	
July 1, 1996	Announced the retirement of trainer Bill Jones.
July 22, 1996	Promoted Wayne Cooper to vice president, basketball operations and Pete Youngman to head trainer. Club also renewed the contracts of Director, Player Personnel Jerry Reynolds, Director, Scouting Scotty Stirling, Assistant Coach Mike Bratz, and Assistant Coach Eddie Jordan.
October 1, 1996	Renounced the rights to forward Byron Houston and guard Clint McDaniel.
October 30, 1996	Waived free agent guards Dell Demps and Gaylon Nickerson and signed 7-0 free-agent center Kevin Salvadori to a one-year contract.
November 17, 1996	Signed 6-7 free agent guard-forward Lloyd Daniels.
December 10, 1996	Waived Lloyd Daniels.
December 21, 1996	Signed 6-7 free agent forward Devin Gray.
January 6, 1997	Waived Devin Gray.
January 20, 1997	Signed 6-5 guard-forward Jeff Grayer to a 10-day contract.
January 30, 1997	Signed Jeff Grayer to a second consecutive 10-day contract.
February 10, 1997	Signed Jeff Grayer to a contract for the remainder of the season.
March 20, 1997	Relieved Garry St. Jean of his head coaching duties and named assistant coach Eddie Jordan to the post. Added Wayne Cooper to the coaching staff as a bench assistant.
June 5, 1997	Named Ralph Lewis assistant coach.
June 25, 1997	Selected San Jose State 6-6 guard-forward Olivier Saint-Jean (now Tariq Abdul-Wahad) with the 11th overall pick in the 1997 NBA Draft. Club also selected College of Charleston 6-3 guard Anthony Johnson in the second round (#40 overall).
1997-98	
July 8, 1997	Signed 1997 first-round draft pick Olivier Saint-Jean (Abdul-Wahad) and 1994 second-round draft selection Lawrence Funderburke (6-9 forward) to contracts.



CORLISS WILLIAMSON

KINGS YEARLY TRANSACTIONS

July 17, 1997	Re-signed free agent center Kevin Salvadori to a one-year contract .
July 25, 1997	Signed 1997 second-round draft pick Anthony Johnson to a one-year contract.
August 1, 1997	Signed 6-4 free agent guard Terry Dehere to a two-year contract.
August 12, 1997	Re-signed free agent center Duane Causwell and then traded Causwell's rights to Miami in exchange for 6-3 guard Gary Grant, 6-11 center Matt Fish, a conditional 1999 second-round draft pick, and other considerations.
September 5, 1997	Waived Gary Grant and Matt Fish.
September 11, 1997	Signed free agent forwards Anthony Avent and Derek Grimm and forward-center Stacey King.
September 19, 1997	Re-signed free agent center Matt Fish.
October 5, 1997	Waived Anthony Avent.
October 10, 1997	Waived Stacey King and Matt Fish.
October 30, 1997	Announced the retirement of forward Lionel Simmons. Renounced the rights to free agent guard-forward Jeff Grayer.
November 20, 1997	Waived Derek Grimm.
December 23, 1997	Signed 6-9 free agent forward Mark Hendrickson.
January 14, 1998	Maloof family of Albuquerque, New Mexico, purchased a minority ownership interest in the Kings and ARCO Arena.
February 18, 1998	Acquired forward-center Otis Thorpe and guard Chris Robinson from Vancouver for forward Michael Smith and guard Bobby Hurley.
February 20, 1998	Waived Kevin Gamble and Kevin Salvadori.
May 14, 1998	Acquired forward Chris Webber from Washington for guard Mitch Richmond and forward-center Otis Thorpe.
June 15, 1998	Signed 1996 first-round draft pick Predrag Stojakovic to a three-year contract.
June 24, 1998	Selected Florida 6-1 guard Jason Williams with the seventh overall pick in the 1998 NBA Draft. Club also selected Florida A&M 7-1 center Jerome James in the second round (#36 overall).
June 30, 1998	Opted not to renew the contract of assistant coach Ralph Lewis.
1998-99	
July 1, 1998	NBA imposed a lockout of its players until a new collective bargaining agreement was reached.
August 18, 1998	Relieved Eddie Jordan of his duties as head coach and opted not to renew the contract of assistant coach Mike Bratz.
September 18, 1998	Named Rick Adelman head coach.
October 7, 1998	Named John Wetzell, Byron Scott, and Steve Fisher assistant coaches.
January 7, 1999	NBA ended its 191-day lockout.
January 15, 1999	Maloof family announced the purchase of controlling interest of the Kings and ARCO Arena, effective July 1, 1999.
January 21, 1999	Signed free agents Peter Aluma (center), Terrell Bell (center), Dion Cross (guard), Tony Dumas (guard), Isaac Fontaine (guard), Joe McLean (guard-forward), Kevin Ollie (guard), Ray Owes (forward), Ryan Perryman (forward), Dylan Rigdon (guard) and Randy White (forward).
January 22, 1999	Signed free agents Vlade Divac (center), Jon Barry (guard) and Vernon Maxwell (guard). Also, re-signed free agent forward Corliss Williamson and signed 1998 NBA Draft picks Jason Williams and Jerome James and waived Isaac Fontaine, Ryan Perryman, Dylan Rigdon, and Randy White.
January 29, 1999	Waived Dion Cross and Tony Dumas.
February 1, 1999	Signed free agent center Oliver Miller.
February 2, 1999	Placed guard Chris Robinson and forward Ray Owes on the injured list and waived Joe McLean and Terrell Bell.
February 19, 1999	Waived Peter Aluma and Kevin Ollie and placed Oliver Miller on the injured list.
February 22, 1999	Claimed guard Michael Hawkins off waivers from Portland.
February 23, 1999	Waived guard Terry Dehere.
February 24, 1999	Signed free agent center Scot Pollard.
March 10, 1999	Waived Ray Owes.
March 12, 1999	President Rick Benner resigned from his post effective July 1, 1999. In conjunction with Benner's resignation, the club announced John Thomas would become president of the Kings and ARCO Arena on July 1.
March 26, 1999	Assistant Coach Steve Fisher accepted the head coaching job at San Diego State University.



PEJA STOJAKOVIC

KINGS YEARLY TRANSACTIONS

March 27, 1999	Re-signed Vice President, Basketball Operations Geoff Petrie to a multi-year contract.
May 7, 1999	NBA Board of Governors unanimously approved the Maloof family purchase of the Kings, and subsequently named Joe Maloof to the Board of Governors.
June 30, 1999	Selected Kansas 6-5 guard Ryan Robertson in the second round (#45 overall) of the '99 Draft.
1999-00	
July 1, 1999	Maloof family officially took over controlling interest of the Kings and ARCO Arena.
July 13, 1999	Renewed the contracts of Assistant Vice President, Basketball Operations Wayne Cooper, Assistant Coach Pete Carril, Director, Scouting Scotty Stirling, and Trainer Pete Youngman.
July 27, 1999	Signed Assistant Coaches John Wetzel and Byron Scott to contract extensions.
August 1, 1999	Renounced the rights to guards Michael Hawkins and Chris Robinson and centers Jerome James and Oliver Miller.
August 3, 1999	Re-signed free agents Jon Barry (guard) and Scot Pollard (center-forward) and renounced the rights to guard Vernon Maxwell and acquired guard Nick Anderson from Orlando in exchange for guard Tariq Abdul-Wahad and a future first-round draft pick.
August 4, 1999	Re-signed forward Lawrence Funderburke and signed free agent guard Darrick Martin.
August 16, 1999	Signed free agent guard Tony Delk.
August 28, 1999	Extended the contract of Director of Player Personnel Jerry Reynolds.
August 30, 1999	Signed 1999 second-round draft pick Ryan Robertson to a contract.
September 7, 1999	Signed free agent center Bill Wennington.
September 28, 1999	Re-signed forward Corliss Williamson.
October 1, 1999	Signed free agents Art Long (forward), Malcolm Mackey (forward), Mark Sanford (forward) and Keith Veney (guard).
October 2, 1999	Signed free agent forward Tyrone Corbin.
October 11, 1999	Waived Malcolm Mackey, Mark Sanford, and Keith Veney.
October 29, 1999	Waived Art Long.
February 23, 1999	Maloof family announced the groundbreaking of a state-of-the-art training facility for the Kings and the WNBA's Sacramento Monarchs adjacent to ARCO Arena.
June 27, 2000	Assistant Coach Byron Scott accepted the head coaching job with the New Jersey Nets.
June 28, 2000	Selected Efes Pilsen (Turkish League) 6-9 guard-forward Hedo Turkoglu with the 16th overall pick in the 1999 NBA Draft. Club also selected Louisiana State 6-10 center-forward Jabari Smith in the second round (#45 overall).
2000-01	
July 17, 2000	Signed 2000 second-round draft pick Jabari Smith to a contract.
August 1, 2000	Re-signed forward-center Scot Pollard and signed free agent guard Bobby Jackson.
August 4, 2000	Signed 2000 first-round draft pick Hedo Turkoglu to a multi-year contract.
August 10, 2000	Re-signed guard Jon Barry.
August 16, 2000	Signed forward-guard Peja Stojakovic to a multi-year contract extension.
September 18, 2000	Hired Elston Turner as assistant coach.
September 27, 2000	Signed Head Coach Rick Adelman to a contract extension through the 2001-02 season. Club also picked up the option on Vice President Wayne Cooper's contract through 2001-02.
September 29, 2000	Acquired guard-forward Doug Christie from Toronto for forward Corliss Williamson.
October 1, 2000	Signed free agents Malik Allen (forward), J.R. Henderson (forward), Jerome James (center), Antonio Lang (forward) and Roy Rogers (forward).
October 22, 2000	Waived Jerome James and J.R. Henderson.
October 30, 2000	Waived Malik Allen, Antonio Lang, and Roy Rogers.
December 20, 2000	Signed Head Coach Rick Adelman to a contract extension through the 2003-04 season.
February 2, 2001	Extended contract of President, Basketball Operations Geoff Petrie.
February 18, 2001	Signed Art Long to a 10-day contract.
February 28, 2001	Signed Art Long to a second 10-day contract.
March 10, 2001	Signed Art Long for the remainder of the season.
March 15, 2001	Extended contract of Vice President, Basketball Operations Wayne Cooper.
June 27, 2001	Selected Alabama 6-7 forward Gerald Wallace with the 25th overall pick in the 2001 NBA Draft. Club also selected Saint Louis 6-4 guard-forward Maurice Jeffers in the second round (#55 overall).
June 27, 2001	Acquired guards Mike Bibby and Brent Price from Vancouver for guard Jason Williams and guard-forward Nick Anderson.
June 29, 2001	Renounced the rights to Darrick Martin and Jabari Smith.
2001-02	

KINGS YEARLY TRANSACTIONS

July 6, 2001	Signed 2001 first-round draft pick Gerald Wallace to multi-year contract.
July 18, 2001	Re-signed guard-forward Doug Christie.
July 21, 2001	Re-signed forward Chris Webber.
September 7, 2001	Acquired guard Mateen Cleaves from Detroit for guard Jon Barry and a future first-round draft choice.
October 1, 2001	Signed free agents Mario Bennett (forward), Torraye Braggs (forward), Eric Chenowith (center), Garth Joseph (center), Jabari Smith (forward), Jamie Watson (forward) and Mike Wilks (guard).
October 10, 2001	Waived Eric Chenowith, Garth Joseph, and Mike Wilks.
October 22, 2001	Waived Maurice Jeffers and Torraye Braggs.
October 26, 2001	Waived Mario Bennett and Jamie Watson.
December 18, 2001	Waived Jabari Smith.
February 26, 2002	Signed forward Chucky Brown to a 10-day contract.
March 8, 2002	Signed Chucky Brown to a second 10-day contract.
March 18, 2002	Signed Chucky Brown for the remainder of the season.
June 21, 2002	Named Pete Carril Special Assistant to President of Basketball Operations.
June 26, 2002	Selected Gonzaga 6-0 guard Dan Dickau with the 28th overall pick in the 2002 NBA Draft. Traded draft rights of Dickau to Atlanta in exchange for a future first-round pick. Club also selected Central Connecticut State 6-9 forward Corsley Edwards in the second round (#58 overall).
2002-03	
July 29, 2002	Hired Terry Porter as an assistant coach.
August 9, 2002	Signed 2002 second-round draft pick Corsley Edwards to a contract.
August 14, 2002	Signed free agent center-forward Keon Clark.
August 16, 2002	Re-signed guard Mike Bibby.
September 10, 2002	Acquired forward Jumaine Jones from Cleveland for guard Mateen Cleaves.
September 12, 2002	Exercised option on guard-forward Hedo Turkoglu for the 2003-04 season.
September 17, 2002	Jones-Cleaves trade rescinded by Cleveland.
September 30, 2002	Signed free agents Jean-Paul Afif (forward), Sean Chen (guard), Sean Daugherty (center), Kiwane Garis (guard), Nakiea Miller (forward), Jason Sasser (forward), Casey Shaw (center) and David Webber (guard).
October 7, 2002	Waived Jean-Paul Afif, Sean Daugherty, and Nakiea Miller.
October 17, 2002	Waived Sean Chen, Kiwane Garis, and Casey Shaw.
October 18, 2002	Signed free agent guard Damon Jones.
October 23, 2002	Waived Corsley Edwards, Jason Sasser, and David Webber.
December 1, 2002	Signed free agent guard-forward Jim Jackson.
June 9, 2003	Conveyed a future first-round pick from Atlanta to Detroit in exchange for a future first-round selection owed by Sacramento to Detroit from the 9/7/01 trade of Jon Barry for Mateen Cleaves.
June 23, 2003	Acquired the draft rights to forward Darius Songaila from Boston for two second-round draft picks (No. 56 in the 2003 NBA Draft and a second-round choice in 2005).
June 25, 2003	Signed Songaila to a contract.
June 27, 2003	Extended Head Coach Rick Adelman's contract. Pete Carril, after spending 2002-03 as Special Assistant to President, Basketball Operations, resumed role as a full-time assistant coach.
2003-04	
July 24, 2003	Acquired center Brad Miller from Indiana in a three-team trade. Indiana received Kings center-forward Scot Pollard and Spurs forward Danny Ferry. San Antonio received Kings forward-guard Hedo Turkoglu and Indiana guard-forward Ron Mercer.
August 5, 2003	Acquired a future second-round pick from Utah in exchange for center-forward Keon Clark and two future second-round selections.
August 15, 2003	Signed free agent guard Anthony Peeler.
August 22, 2003	Signed free agent center-forward Tony Massenburg.
September 29, 2003	Signed free agents Roberto Bergersen (forward-guard), Wayne Bernard (guard), Rodney Buford (guard), Ashante Johnson (forward), Brandin Knight (guard), Boyko Mladenov (center), Jabari Smith (forward), Cedric Suitt (center).
October 1, 2003	Promoted Bubba Burrage to assistant coach/advance NBA scout.
October 2, 2003	Signed free agent Mark Strickland (forward) and Phil Ricci (forward) and waived



DOUG CHRISTIE

KINGS YEARLY TRANSACTIONS

October 8, 2003	Wayne Bernard and Boyko Mladenov.
October 13, 2003	Waived Cedric Suitt.
October 17, 2003	Waived Ashante Johnson.
October 22, 2003	Exercised fourth-year option on guard-forward Gerald Wallace.
December 8, 2003	Waived Roberto Bergersen, Brandin Knight, Phil Ricci, Mark Strickland.
December 22, 2003	Waived Rodney Buford.
February 16, 2004	Activated Lawrence Funderburke from the injured list.
February 21, 2004	Activated Chris Webber from the injured list, placed Lawrence Funderburke (left Achilles tendinitis) on injured list.
February 23, 2004	Placed Bobby Jackson (abdominal strain) on the injured list, signed Rodney Buford to a 10-day contract.
March 2, 2004	Waived Lawrence Funderburke.
March 12, 2004	Signed Rodney Buford to a second 10-day contract.
April 8, 2004	Signed Rodney Buford for the remainder of the season.
June 3, 2004	Activated Bobby Jackson from the injured list, placed Gerald Wallace (sprained left foot) on the injured list.
June 24, 2004	Assistant Coach John Wetzel retired.
June 30, 2004	Selected Western Carolina 6-7 guard-forward Kevin Martin with the 26th overall pick in the 2004 NBA Draft. Club also selected Morehead State 6-4 guard Ricky Minard in the second round (48th overall).
2004-05	Hired T.R. Dunn as an assistant coach.
July 7, 2004	Signed draft selections Martin and Minard to multi-year contracts.
July 21, 2004	Signed free agent center Greg Ostertag.
July 23, 2004	Re-signed forward Darius Songaila.
August 10, 2004	Signed free agent forward David Bluthenthal.
October 1, 2004	Signed free agent guard Courtney Alexander.
October 1, 2004	Signed free agents Matt Barnes (forward), Tony Bland (guard), Erik Daniels (forward), Maurice Evans (guard), Anwar Ferguson (center), Alton Ford (forward), Liu Wei (guard) and Adam Parada (center).
October 23, 2004	Waived Anwar Ferguson, Tony Bland, and Lui Wei.
October 27, 2004	Waived Adam Parada.
November 1, 2004	Waived David Bluthenthal, Alton Ford, and Ricky Minard.
November 20, 2004	Waived Courtney Alexander.
January 7, 2005	Acquired guard Eddie House off waivers from Milwaukee, placed Bobby Jackson on injured list (left wrist ligament tear surgery).
January 10, 2005	Acquired guard Cuttino Mobley and forward Michael Bradley from Orlando for guard Doug Christie.
January 25, 2005	Activated Erik Daniels and placed Maurice Evans on the IL (strained right groin).
February 1, 2005	Exercised the option on Head Coach Rick Adelman's contract for the 2005-06 season.
February 2, 2005	Activated Maurice Evans and placed Erik Daniels on the IL (sore lower back).
February 10, 2005	Exercised the option on the contracts of Assistant Coaches Elston Turner and T.R. Dunn and extended the contracts of Assistant Coaches Pete Carril and Bubba Burrage through 2005-06.
February 11, 2005	Awarded Kings President, Basketball Operations Geoff Petrie with a multi-year contract extension.
February 23, 2005	Acquired forwards Brian Skinner, Kenny Thomas, and Corliss Williamson in exchange for forwards Chris Webber, Matt Barnes, and Michael Bradley.
March 11, 2005	Kings extended the contract of Vice President of Basketball Operations Wayne Cooper.
March 13, 2005	Placed Brad Miller on injured list (fractured left fibula) and activated Erik Daniels.
April 20, 2005	Activated Bobby Jackson and placed Peja Stojakovic on the IL (strained left groin).
June 28, 2005	Selected Louisville 6-7 guard Francisco Garcia with the 23rd overall pick in the 2005 NBA Draft.
2005-06	
July 1, 2005	Strength and Conditioning Coach Al Biancani retired.
July 6, 2005	Signed draft selection Garcia to a multi-year contract.
August 2, 2005	Acquired guard Jason Hart from Charlotte in exchange for a future second-round



MIKE BIBBY

KINGS YEARLY TRANSACTIONS

	draft choice.
August 3, 2005	Signed free agent guard Ronnie Price to a contract. Acquired guard Bonzi Wells from Memphis in exchange for guard Bobby Jackson and center Greg Ostertag.
August 9, 2005	Signed free agent forward-center Jamal Sampson to a contract.
August 12, 2005	Signed free agent forward Shareef Abdur-Rahim to a multi-year contract.
August 24, 2005	Hired Daniel Shapiro as strength and conditioning coach.
October 3, 2005	Signed free agents Erik Daniels (forward), Anwar Ferguson (center), Luis Flores (guard), Lonnie Jones (center), Dan Langhi (forward), Rickey Paulding (guard) and Eric Sandrin (forward).
October 10, 2005	Waived Anwar Ferguson and Dan Langhi.
October 17, 2005	Waived Erik Daniels and Rickey Paulding.
October 25, 2005	Waived Luis Flores and Eric Sandrin.
October 27, 2005	Waived Luke Schenscher.
January 25, 2006	Acquired forward-guard Ron Artest from Indiana in exchange for forward-guard Peja Stojakovic.
February 23, 2006	Acquired center Vitaly Potapenko from Seattle and guard-forward Sergei Monia from Portland by sending center-forward Brian Skinner to Portland as part of a four-team, 10-player trade.
May 9, 2006	Mutually agree not to renew Head Coach Rick Adelman's contract. Opted not to renew the contracts of Assistant Coaches Pete Carril, Elston Turner, T.R. Dunn, and Bubba Burrage.
June 3, 2006	Named Eric Musselman head coach.
June 23, 2006	Named Scott Brooks, T.R. Dunn, Brendan O'Connor, Jason Hamm, and Mark Hughes assistant coaches. Named Clay Moser advance NBA scout.
June 28, 2006	Selected Rutgers 6-3 guard Quincy Douby with the 19th overall pick in the 2006 NBA Draft.
June 30, 2006	Exercised option on guard-forward Francisco Garcia.
2006-07	
July 3, 2006	Signed draft selection Quincy Douby to a multi-year contract.
July 24, 2006	Signed free agent guard John Salmons to a multi-year contract.
July 24, 2006	Signed guard Eugene "Pooh" Jeter, forward Louis Amundson, and center Justin Williams to contracts.
August 15, 2006	Signed free agent center Loren Woods to a contract.
August 25, 2006	Requested waivers on guard Sergei Monia.
October 3, 2006	Signed free agent forward Maurice Taylor to a contract.
October 10, 2006	Waived Pooh Jeter.
October 23, 2006	Waived Loren Woods.
October 26, 2006	Waived Louis Amundson and Justin Williams.
January 5, 2007	Signed Justin Williams to a 10-day contract.
January 15, 2007	Re-signed Justin Williams to a second 10-day contract.
January 23, 2007	Waived Maurice Taylor.
January 25, 2007	Signed Justin Williams for the remainder of the season.
March 1, 2007	Waived Jason Hart.
2007-08	
April 20, 2007	Relieved Eric Musselman of head coaching duties.
June 19, 2007	Named Reggie Theus head coach.
June 22, 2007	Picked up options on Francisco Garcia and Quincy Douby.
June 28, 2007	Selected Washington 7-0 center Spencer Hawes with the 10th overall pick in the 2007 NBA Draft.
July 3, 2007	Relieved Scott Brooks, Brendan O'Connor, and Mark Hughes of assistant coaching duties and Clay Moser of his NBA advance scouting duties.
July 5, 2007	Signed Spencer Hawes and guard Mustafa Shakur.
July 7, 2007	Named Kenny Natt as an assistant coach.
July 20, 2007	Withdrew qualifying offer to Ronnie Price.
July 21, 2007	Signed free agent forward-center Mikki Moore to a multi-year contract.
August 1, 2007	Named Randy Brown and Chuck Person as assistant coaches.
August 7, 2007	Center Justin Williams agreed to the team's qualifying offer, retroactive to July



PETE CARRIL

KINGS YEARLY TRANSACTIONS

August 29, 2007	3, 2007. Named Rex Kalamian as an assistant coach. Extended contract of Kevin Martin.
August 31, 2007	Signed guard Orien Greene to a contract.
October 14, 2007	Waived Rashid Byrd, Nik Caner-Medley, Adam Parada, and Brandon Robinson.
October 31, 2007	Waived Mustafa Shakur.
November 1, 2007	Signed free agent guard Beno Udrih.
November 15, 2007	Requested waivers on guard Orien Greene.
December 10, 2007	Signed free agent guard Dahntay Jones. Waived Darryl Watkins.
February 16, 2008	Acquired guards Anthony Johnson and Tyronn Lue and forwards Shelden Williams and Lorenzen Wright from Atlanta in exchange for guard Mike Bibby. Waived Dahntay Jones and Justin Williams.
February 29, 2008	Waived Tyronn Lue.
2008-09	
May 27, 2008	Exercised option on contract of President, Basketball Operations Geoff Petrie.
June 26, 2008	Selected Rider 6-11 forward Jason Thompson with the 12th overall pick in the 2008 NBA Draft. Club also selected Virginia 6-0 guard Sean Singletary (42nd overall) and Georgetown 6-8 forward Patrick Ewing Jr. (43rd overall) in the second round.
July 8, 2008	Signed Jason Thompson.
July 9, 2008	Re-signed guard Beno Udrih to a multi-year contract. Signed Sean Singletary and Patrick Ewing Jr.
July 25, 2008	Signed free agent guard Bobby Brown.
August 14, 2008	Acquired forward Donté Greene, guard Bobby Jackson, and a future first round pick and other considerations from Houston in exchange for forward Ron Artest, guard Sean Singletary and forward Patrick Ewing Jr.
September 29, 2008	Signed Francisco Garcia to a multi-year contract extension.
September 22, 2008	Shareef Abdur-Rahim announces his retirement NBA as a player due to a reoccurring knee injury.
October 1, 2008	Named Shareef Abdur-Rahim as an assistant coach.October 8, 2008 Waived free agent forward Zhang Kai.
October 21, 2008	Waived forwards Noel Felix and Bobby Jones.
December 15, 2008	Relieved Reggie Theus of his coaching duties. Relieved Chuck Person of his duties as an assistant coach. Named Kenny Natt as interim head coach. Hired Jason Levien as Team General Counsel/Assistant General Manager.
January 8, 2009	Named Pete Carril as Basketball Development Consultant.
February 17, 2009	Acquired guard Sam Cassell and cash considerations from Boston in exchange for a conditional 2nd round pick in 2015.
February 18, 2009	Acquired Drew Gooden, Andres Nocioni, Cedric Simmons and Ike Diogu in a three-team trade that sent Brad Miller and John Salmons to Chicago and Michael Ruffin to Portland. Waived guards Quincy Douby and Sam Cassell.
February 19, 2009	Acquired guard Rashad McCants and center Calvin Booth from Minnesota in exchange for forward Shelden Williams and guard Bobby Brown. Acquired guard Will Solomon from the Toronto Raptors and cash considerations from Boston in a three-team trade that sent Boston's Patrick O'Bryant to Toronto and a protected Kings' second round pick in 2014 to Boston. Waived forward Mikki Moore.
April 8, 2009	Waived guard Will Solomon.
June 12, 2009	Named Paul Westphal head coach.
June 22, 2009	Named Jim Eyen, Mario Elie, and Truck Robinson as assistant coaches.
June 25, 2009	Selected Memphis 6-6 guard Tyreke Evans with the 4th overall pick in the 2009 NBA Draft. Club also selected Israel 6-9 forward Omri Casspi (23rd overall) in the first round. Acquired 6-3 guard Sergio Rodriguez, the draft rights to Washington 6-7 forward Jon Brockman (38th overall) and cash considerations from the Portland Trail Blazers in exchange for the draft rights to Jeff Pendergraph (31st overall).
2009-10	
July 8, 2009	Signed Tyreke Evans.
July 10, 2009	Signed Omri Casspi.
July 17, 2009	Named Bryan Gates as an assistant coach.

KINGS YEARLY TRANSACTIONS

August 3, 2009	Signed free agent forward Sean May.
September 15, 2009	Signed Jon Brockman.
September 17, 2009	Signed free agent guard-forward Desmond Mason.
October 20, 2009	Waived Melvin Ely and Lanny Smith.
October 23, 2009	Former Kings guard Bobby Jackson announced his retirement from the NBA.
October 25, 2009	Exercised the fourth-year option Spencer Hawes and third-year options on Jason Thompson and Donté Greene.
November 4, 2009	Signed free agent guard-forward Ime Udoka.
November 5, 2009	Requested waivers on Desmond Mason.
December 29, 2009	Signed President of Basketball Operations Geoff Petrie to a multi-year contract extension. Promoted Wayne Cooper to Vice President of Basketball Operations and General Manager. Promoted Mike Petrie to Assistant Vice President of Basketball Operations.
January 11, 2010	Acquire center-forward Hilton Armstrong in a trade with the New Orleans Hornets in exchange for a conditional 2016 second round pick and cash considerations.
February 20, 2010	Acquired Carl Landry and Joey Dorsey from Houston, Larry Hughes from New York by sending Kevin Martin and Hilton Armstrong to Houston and Sergio Rodriguez to New York in a three-team trade. Acquired Dominic McGuire and cash considerations from Washington in exchange for a protected 2010 second-round draft pick. Waived Kenny Thomas.
February 23, 2010	Waived Larry Hughes.
March 3, 2010	Signed Garrett Temple to a 10-day contract.
March 29, 2010	Waived Joey Dorsey.
April 12, 2010	Picked up the option on the contract of Kings Head Coach Paul Westphal for the 2011-12 season.
April 14, 2010	Exercised the team option on Carl Landry's contract for the 2010-11 season.
June 17, 2010	Acquired center Samuel Dalembert in a trade with the Philadelphia 76ers in exchange for center Spencer Hawes and forward Andres Nocioni.
June 24, 2010	Selected Kentucky 6-11 center DeMarcus Cousins with the 5th overall pick in the 2010 NBA Draft. Club also selected Marshall 7-0 center Hassan Whiteside (33rd overall) in the second round.
2010-11	
July 6, 2010	Signed free agent guard Donald Sloan.
July 7, 2010	Signed DeMarcus Cousins.
July 8, 2010	Signed Hassan Whiteside.
July 21, 2010	Acquired forward Darnell Jackson and a future second-round draft pick from Milwaukee in a sign and trade that sent Jon Brockman to the Bucks.
July 23, 2010	Signed free agent forward-guard Antoine Wright and guard Eugene "Pooh" Jeter.
July 29, 2010	Named Otis Hughley as an assistant coach.
September 27, 2010	Signed free agents forward-center Connor Atchley, guard Joe Crawford, guard J.R. Giddens, guard Luther Head, forward Darnell Jackson, and forward Marcus Landry. Waived J.R. Giddens and Donald Sloan.
October 4, 2010	Waived Connor Atchley, Joe Crawford, and Marcus Landry.
October 15, 2010	Exercised the options on guard Tyreke Evans and forwards Jason Thompson, Donté Greene, and Omri Casspi
October 25, 2010	Waived Antoine Wright.
November 29, 2010	Assigned Hassan Whiteside to the Reno Bighorns of the NBA D-League.
December 15, 2010	Acquired guard Jermaine Taylor and cash considerations from Houston in exchange for a heavily-protected, second-round pick.
January 9, 2011	Recalled Hassan Whiteside from Reno (D-League).
February 23, 2011	Acquired guard Marcus Thornton and cash considerations from New Orleans in exchange for forward Carl Landry.
February 24, 2011	Acquired forward-guard Marquis Daniels and cash considerations from Boston in exchange for a protected second-round pick in the 2017 Draft.
March 4, 2011	Hassan Whiteside underwent successful surgery to repair a partially torn patellar tendon in his left knee.
March 19, 2011	Waived guard Luther Head.
June 14, 2011	Waived guard Jermaine Taylor.
June 14, 2011	Extended qualifying offer to guard Marcus Thornton, making him a restricted free agent.
June 23, 2011	Acquired forward John Salmons and draft rights to Jimmer Fredette from Milwaukee in a three-



KINGS YEARLY TRANSACTIONS



	team trade that sent guard Beno Udrih to the Bucks and the draft rights to Bismack Biyombo to Charlotte. The Bobcats also received forward-guard Corey Maggette from Milwaukee in exchange for Stephen Jackson, Shaun Livingston and the draft rights to Tobias Harris.
June 23, 2011	Selected BYU 6-2 guard Jimmer Fredette with the 10th overall pick (acquired in three-team trade) in the 2011 NBA Draft. Club also selected UCLA 6-8 forward Tyler Honeycutt (35th overall) and Washington 5-9 guard Isaiah Thomas (60th overall) in the second round.
June 30, 2011	Acquired forward-center J.J. Hickson in a trade with the Cleveland Cavaliers in exchange for forward Omri Casspi and a conditional future first-round draft pick.
2011-12	
November 15, 2011	Hired Keith Smart and Bobby Jackson as assistant coaches. Additionally, the Kings hired Dwayne Wilson (equipment manager) and announced the promotions of Pete Youngman (director of sports medicine) and Manny Romero (head athletic trainer).
December 9, 2011	Renounced the rights to center Samuel Dalembert, guard Pooh Jeter, forward-guard Marquis Daniels and forward Darnell Jackson.
December 9, 2011	Re-signed restricted free agent guard Marcus Thornton to a multi-year contract.
December 9, 2011	Signed free agent center-forward Chuck Hayes to a multi-year contract.
December 9, 2011	Signed rookies Jimmer Fredette, Tyler Honeycutt and Isaiah Thomas to contracts.
December 10, 2011	Signed free agents forward Lawrence Hill and guard Adrian Oliver.
December 17, 2011	Awarded forward Travis Outlaw on a waiver claim under the NBA's new amnesty waiver procedure.
December 19, 2011	Voided Chuck Hayes' contract after failing physical.
December 21, 2011	Waived forward Lawrence Hill and guard Adrian Oliver.
December 24, 2011	Signed free agent center-forward Chuck Hayes to a multi-year contract.
January 1, 2012	Assigned Tyler Honeycutt and Hassan Whiteside to the Reno Bighorns of the D-League.
January 5, 2012	Relieved Kings Head Coach Paul Westphal of coaching duties. Named Keith Smart head coach.
January 13, 2012	Hired Alex English as assistant coach.
January 13, 2012	Recalled Tyler Honeycutt from Reno Bighorns.
February 3, 2012	Recalled Hassan Whiteside from Reno Bighorns.
March 5, 2012	Exercised contract option on Head Coach Keith Smart.
March 19, 2012	Waived J.J. Hickson.
March 21, 2012	Signed Terrence Williams to a 10-day contract.
March 31, 2012	Signed Terrence Williams to a contract for the remainder of the season.
June 28, 2012	Selected Kansas 6-10 forward Thomas Robinson with the fifth overall pick in the 2012 NBA Draft. Also selected UC Santa Barbara 6-5 guard Orlando Johnson in the second round (36th overall). Johnson's draft rights were traded to Indiana for cash considerations.
2012-13	
July 9, 2012	Signed Thomas Robinson.
July 11, 2012	Re-signed restricted free agent forward Jason Thompson to a multi-year contract.
July 16, 2012	Acquired forward James Johnson from the Toronto Raptors in exchange for a second round pick in 2014. Agreed in principle to a contract with free agent guard Aaron Brooks.
	August 6, 2012 Extended the contract of Head Coach Keith Smart for the 2013-14 season.
October 1, 2012	Signed free agents center Cyril Awere, forward Tony Mitchell, center Hamady Ndiaye, and forward Willie Reed.
October 15, 2012	Waived Cyril Awere.
October 17, 2012	Exercised the 2013-14 contract options of center DeMarcus Cousins and guard Jimmer Fredette.
October 26, 2012	Waived forwards Tony Mitchell, Willie Reed and center Hamady Ndiaye.
November 7, 2012	Assigned Tyler Honeycutt to D-League's Reno Bighorns.
December 17, 2012	Recalled Tyler Honeycutt from D-League's Reno Bighorns.
December 22, 2012	Suspended center DeMarcus Cousins indefinitely for unprofessional behavior and conduct detrimental to the team.
December 24, 2012	Reinstated DeMarcus Cousins.
February 20, 2013	Acquired forward Patrick Patterson, center Cole Aldrich, guard Toney Douglas and cash considerations from the Houston Rockets in exchange for forwards Francisco Garcia, Thomas Robinson and Tyler Honeycutt.
March 1, 2013	Waived guard Aaron Brooks.
March 31, 2013	Announced Head Coach Keith Smart would not be retained for the 2013-14 season.

KINGS YEARLY TRANSACTIONS

June 3, 2013	Hired Michael Malone as Kings head coach.
June 4, 2013	Announced Kings Assistant Coaches Jim Eyen, Alex English, and Clifford Ray would not be retained for the upcoming season.
June 10, 2013	Hired Chris Jent as an assistant coach.
June 17, 2013	Named Pete D'Alessandro as general manager.
June 21, 2013	Named Mike Bratz as assistant general manager.
June 25, 2013	Hired Brendan Malone as an assistant coach.
June 27, 2013	Selected Kansas 6-5 guard Ben McLemore with the 7th overall pick in the 2013 NBA Draft. Club also selected Detroit 6-3 guard Ray McCallum (36th overall) in the second round.
2013-14	
July 9, 2013	Hired Dee Brown as assistant coach/director of player development and Micah Nori as an assistant coach. Also hired Bill Pope as advance scout.
July 10, 2013	Acquired guard Greivis Vásquez from New Orleans in a three-team trade that sent guard Tyreke Evans to the Pelicans. To round out the deal, the Kings will also receive a 2016 second-round draft pick and future second-round draft considerations while Portland acquired center Robin Lopez and guard Terrel Harris from New Orleans in exchange for the draft rights to Jeff Withey.
July 11, 2013	Announced Kings and Reno Bighorns entered into a single-affiliation partnership beginning with the 2013-14 NBA D-League season.
July 12, 2013	Acquired forward Luc Mbah a Moute from the Milwaukee Bucks in exchange for two future second-round picks.
July 13, 2013	Signed Ben McLemore to a contract.
July 15, 2013	Signed free agent forward Carl Landry.
July 18, 2013	Signed Ray McCallum to a contract.
August 2, 2013	Hired Corliss Williamson as an assistant coach.
August 21, 2013	Hired Ryan Bown as an assistant coach.
August 28, 2013	Signed free agent guard Trent Lockett.
August 29, 2013	Named Kings Director of Player Personnel Shareef Abdur-Rahim as general manager of the Reno Bighorns. Also named Kings Basketball Operations Coordinator Chris Gilbert as Reno Bighorns assistant general manager.
September 5, 2013	Added Chris Mullin as Advisor to the Chairman and Majority Owner Vivek Ranadivé.
September 11, 2013	Named Robert "Chip" Schaefer as director of athletic performance.
September 30, 2013	Signed center DeMarcus Cousins to a multi-year contract extension.
October 15, 2013	Waived DeQuan Jones and Brandon Heath.
	Announced Carl Landry to undergo surgery to repair a tear in his left hip flexor muscle (rectus femoris).
October 23, 2013	Kings assistant coach Brendan Malone resigned.
October 24, 2013	Waived guard Trent Lockett.
November 21, 2013	Assigned Ray McCallum to the Reno Bighorns.
November 26, 2013	Acquired forward Derrick Williams from the Minnesota Timberwolves in exchange for forward Luc Mbah a Moute.
November 27, 2013	Recalled Ray McCallum from the Reno Bighorns.
December 9, 2013	Acquired forward Rudy Gay and Quincy Acy and center Aaron Gray from the Toronto Raptors in exchange for guard Greivis Vasquez and forwards Chuck Hayes, Patrick Patterson and John Salmons.
January 6, 2014	Requested waivers on center Hamady Ndiaye.
February 19, 2014	Acquired forward Reggie Evans and guard Jason Terry from the Brooklyn Nets in exchange for guard Marcus Thornton.
February 22, 2014	Announced newly-acquired Jason Terry will spend remainder of season rehabilitating his left knee.
February 26, 2014	Signed guard Orlando Johnson to a 10-day contract.
February 27, 2014	Mutually agreed with guard Jimmer Fredette to a contract buyout.
March 6, 2014	Signed forward Royce White to a 10-day contract.
March 8, 2014	Signed Orlando Johnson to a second 10-day contract.
March 18, 2014	Signed Royce White to a second 10-day contract.
March 20, 2014	Carl Landry underwent successful arthroscopic right knee surgery to repair a medial meniscus tear.
March 26, 2014	Signed forward Willie Reed (from NBADL Springfield Armor) for the



VIVEK RANADIVÉ



KINGS YEARLY TRANSACTIONS



March 28, 2014	remainder of the season.
March 31, 2014	Assigned Reed to the Reno Bighorns.
April 8, 2014	Signed guard Jared Cunningham to a 10-day contract.
April 10, 2014	Recalled forward Willie Reed from Reno.
	Assigned Reed to Reno.
	Signed Cunningham for the remainder of the season.
April 14, 2014	Recall Willie Reed from Reno.
June 25, 2014	Extended qualifying offer to guard Isaiah Thomas.
June 26, 2014	Selected Michigan 6-6 guard Nik Stauskas with the 8th overall pick in the 2014 NBA Draft.
2014-15	
July 8, 2014	Signed Nik Stauskas to a contract.
July 12, 2014	Signed free agent guard Darren Collison.
	Acquired draft rights to Alex Oriakhi and trade exception from the Phoenix Suns in exchange for guard Isaiah Thomas.
July 13, 2014	Hired Tyrone Corbin as an assistant coach.
July 30, 2014	Signed free agent forward-center Eric Moreland.
August 6, 2014	Acquired forward-center Jeremy Tyler, guard Wayne Ellington and the unencumbered rights to the Knicks' 2016 second-round draft selection from New York in exchange for forwards Quincy Acy and Travis Outlaw.
August 14, 2014	Signed free agent center Sim Bhullar to a contract. Bhullar became first player of Indian descent to sign with an NBA team.
September 3, 2014	Waived Wayne Ellington.
September 17, 2014	Acquired guard-forward Alonzo Gee, guard Scott Hopson and a trade exception from Houston in exchange for guard Jason Terry and a pair of future second-round draft selections.
September 18, 2014	Signed free agent center Ryan Hollins.
September 18, 2014	Signed free agent forward Omri Casspi.
September 23, 2014	Waived guard Scotty Hopson.
September 25, 2014	Waived guard-forward Alonzo Gee.
October 17, 2014	Announced David Arseneault Jr. will serve as the head coach of the Kings' D-League affiliate Reno Bighorns.
October 19, 2014	Picked up the 2015-16 option on guard Ben McLemore's contract.
October 19, 2014	Waived center Sim Bhullar, guard Deonte Burton and forward David Wear.
October 25, 2014	Waived guard Trey Johnson.
November 14, 2014	Assigned forward Eric Moreland to the Reno Bighorns.
November 17, 2014	Recalled forward Eric Moreland from the Reno Bighorns.
November 19, 2014	Signed forward Rudy Gay to a multi-year contract extension.
November 21, 2014	Assigned forward Eric Moreland to the Reno Bighorns.
November 25, 2014	Recalled forward Eric Moreland from the Reno Bighorns.
November 28, 2014	Reassigned forward Eric Moreland to the Reno Bighorns.
November 30, 2014	Recalled forward Eric Moreland from the Reno Bighorns.
December 12, 2014	Assigned forward Eric Moreland to the Reno Bighorns.
December 13, 2014	Recalled forward Eric Moreland from the Reno Bighorns.
December 14, 2014	Reassigned forward Eric Moreland to the Reno Bighorns.
December 15, 2015	Relieved Michael Malone of his head coaching duties; Assistant Coach Tyrone Corbin assumed head coaching responsibilities.
December 16, 2014	Recalled forward Eric Moreland from the Reno Bighorns.
January 17, 2015	Signed forward Quincy Miller to a 10-day contract.
January 30, 2015	Signed forward Quincy Miller to a second 10-day contract.
February 12, 2015	Relieved Tyrone Corbin of his head coaching duties.
February 12, 2015	Reached an agreement in principle with George Karl to become the team's head coach.
February 17, 2015	Named George Karl as team's new head coach.
February 19, 2015	Acquired guard Andre Miller from the Washington Wizards in exchange for guard Ramon Sessions.
February 20, 2015	Signed guard David Stockton to a 10-day contract.
February 23, 2015	Hired Vance Walberg as an assistant coach.
March 3, 2015	Named Vlade Divac vice president of basketball and franchise operations.
March 23, 2015	Signed forward David Wear to a 10-day contract.
April 2, 2015	Signed center Sim Bhullar to a 10-day contract.
April 20, 2015	Signed guard David Stockton through the 2015-16 season.

KINGS YEARLY TRANSACTIONS

May 12, 2015	Picked up the option on Reno Bighorns David Arseneault Jr.
June 25, 2015	Selected University of Kentucky forward-center Willie Cauley-Stein in the first round (6th overall) of the 2015 NBA Draft.
2015-16	
July 9, 2015	Acquired a second-round draft selection in the 2016 NBA Draft from the San Antonio Spurs in exchange for guard Ray McCallum.
July 10, 2015	Acquired the draft rights to Arturas Gudaitis and Luka Mitrovic from the Philadelphia 76ers in exchange for forward Carl Landry, forward-center Jason Thompson, guard Nik Stauskas and future draft considerations.
July 13, 2015	Signed guard Rajon Rondo, guard-forward Marco Belinelli and center Kosta Koufos.
July 14, 2015	Signed forwards Omri Casspi and Luc Mbah a Moute.
July 16, 2015	Void contract of Luc Mbah a Moute.
July 16, 2015	Signed forward-center Willie Cauley-Stein.
July 16, 2015	Signed free agent guard James Anderson.
July 22, 2015	Signed free agent guard Seth Curry, forwards Quincy Acy and Duje Dukan.
July 23, 2015	Signed free agent forward Caron Butler.
July 29, 2015	Waived forward Eric Moreland.
July 31, 2015	Signed Chad Iske as associate head coach and John Welch, Anthony Carter, and Nancy Lieberman as assistant coaches, joining Corliss Williamson and Vance Walberg on Kings Head Coach George Karl's coaching staff.
August 31, 2015	Announced Vlade Divac will serve as vice president of basketball operations and general manager, named Mike Bratz as assistant general manager, Roland Beech as vice president of basketball strategy and data science and Peja Stojakovic as director of player personnel and development.
October 3, 2015	Picked up option on Ben McLemore.
October 15, 2015	Waived guard Marshall Henderson and forward Vince Hunter.
October 22, 2015	Waived guard David Stockton.
November 13, 2015	Assigned Duje Dukan to the Reno Bighorns.
December 7, 2015	Recalled Duje Dukan from Reno.
December 9, 2015	Assigned Duje Dukan to Reno.
December 10, 2015	Recalled Duje Dukan from Reno.
December 17, 2015	Assigned Duje Dukan to Reno.
December 27, 2015	Recalled Duje Dukan from Reno.
February 4, 2016	Assigned Duje Dukan to Reno.
February 17, 2016	Parted ways with assistant coach Vance Walberg.
February 24, 2016	Recalled Duje Dukan from Reno.
February 25, 2016	Assigned Duje Dukan to Reno.
March 10, 2016	Suspended DeMarcus Cousins for one game for conduct detrimental to the team.
March 19, 2016	Assigned Eric Moreland to Reno.
March 30, 2016	Signed Vice President of Basketball Operations and General Manager Vlade Divac to a multi-year contract.
April 1, 2016	Recalled Duje Dukan and Eric Moreland from Reno.
April 7, 2016	Assigned Duje Dukan to Reno.
April 8, 2016	Recalled Duje Dukan from Reno.
April 14, 2016	Announced George Karl will not be retained as head coach for the 2016-17 season.
April 28, 2016	Named Ken Catanella assistant general manager.
May 9, 2016	Named Dave Joerger as team's new head coach.
June 3, 2016	Named Elston Turner, Duane Ticknor, Bryan Gates, Corliss Williamson, Nancy Lieberman and Jason March as assistant coaches.
June 23, 2016	Selected Oklahoma 6-4 guard Isaiah Cousins in the second round (59th overall) of the 2016 NBA Draft.
June 23, 2016	Acquired the draft rights for 7-0 center Georgios Papagiannis (13th overall) and Kentucky 6-11 forward-center Skal Labissiere (28th overall), the rights to Bogdan Bogdanovic and a future second-round selection from the Phoenix Suns in exchange for the draft rights to Marquese Chriss (8th overall) on the night of the 2016 NBA Draft.
2016-17	
July 4, 2016	Waived forwards Caron Butler and Duje Dukan.



VLADE DIVAC

KINGS YEARLY TRANSACTIONS

July 4, 2016	Rescinded qualifying offer for guard Seth Curry, allowing him to become an unrestricted free agent.
July 7, 2016	Acquired the draft rights of guard Syracuse 6-6 guard Malachi Richardson (first round - 22nd overall) from the Charlotte Hornets in exchange for forward Marco Belinelli.
July 9, 2016	Signed free agent guards Arron Afflalo and Garrett Temple and forwards Matt Barnes and Anthony Tolliver to contracts.
July 9, 2016	Named Bob Thornton an assistant coach and Larry Lewis as a player development coach.
July 12, 2016	Signed guard Malachi Richardson to a contract.
July 13, 2016	Signed center Georgios Papagiannis to a contract.
July 14, 2016	Claimed guard-forward Lamar Patterson off waivers.
July 15, 2016	Signed forward-center Skal Labissiere to a contract.
August 31, 2016	Signed guard Ty Lawson to a one-year deal.
September 6, 2016	Signed guard Isaiah Cousins to a contract.
September 14, 2016	Signed Jordan Farmar.
October 19, 2016	Waived Lamar Patterson
October 21, 2016	Signed Lamar Patterson
October 24, 2016	Waived Isaiah Cousins, Jordan Farmar and Lamar Patterson
November 2, 2016	Signed Jordan Farmar.
November 7, 2016	Waived Jordan Farmar.
November 11, 2016	Assigned Skal Labiessiere, Georgios Papagiannis and Malachi Richardson to Reno.
November 18, 2016	Recalled Georgios Papagiannis from Reno.
November 21, 2016	Assigned Georgios Papagiannis to Reno.
November 23, 2016	Recalled Skal Labissiere, Georgios Papagiannis and Malachi Richardson from Reno.
November 25, 2016	Assigned Skal Labissiere, Georgios Papagiannis and Malachi Richardson to Reno.
December 13, 2016	Recalled Skal Labissiere and Malachi Richardson from Reno.
December 19, 2016	Recalled Georgios Papagiannis from Reno.
December 20, 2016	Assigned Skal Labissiere and Georgios Papagiannis to Reno.
December 26, 2016	Recalled Skal Labissiere and Georgios Papagiannis from Reno.
January 2, 2017	Assigned Skal Labissiere and Georgios Papagiannis to Reno.
January 10, 2017	Assigned Malachi Richardson to Reno.
January 11, 2017	Recalled Malachi Richardson from Reno.
January 15, 2017	Recalled Skal Labiessiere and Georgios Papagiannis from Reno.
January 24, 2017	Assigned Georgios Papagiannis to Reno.
February 4, 2017	Recalled Georgios Papagiannis from Reno.
February 20, 2017	Acquired guards Buddy Hield, Tyreke Evans, Langston Galloway and 2017 first and second-round draft selections from the New Orleans Pelicans in exchange for forward/center DeMarcus Cousins and forward Omri Casspi.
February 24, 2017	Assigned Georgios Papagiannis to Reno.
February 26, 2017	Recalled Georgios Papagiannis from Reno.
March 1, 2017	Assigned Georgios Papagiannis to Reno.
March 2, 2017	Recalled Georgios Papagiannis from Reno.
March 3, 2017	Assigned Georgios Papagiannis to Reno.
March 5, 2017	Recalled Georgios Papagiannis from Reno.
March 9, 2017	Assigned Georgios Papagiannis to Reno.
March 11, 2017	Recalled Georgios Papagiannis from Reno.
June 1, 2017	Waived Anthony Tolliver.
June 22, 2017	Selected 6-3 Kentucky guard De'Aaron Fox in the first round (5th overall) of the 2017 NBA Draft.
	Selected 7-0 Gonzaga center Zach Collins in the first round (10th overall) of the 2017 NBA Draft.
	Selected 5-11 Kansas guard Frank Mason III in the second round (34th overall) of the 2017 NBA Draft.
	Acquired the draft rights of 6-8 North Carolina forward Justin Jackson (15th overall) and 6-10 Duke center/forward Harry Giles III from the Portland Trail Blazers in exchange for the draft rights of Collins.
June 23, 2017	Waived Arron Afflalo.
2017-18	

KINGS YEARLY TRANSACTIONS

July 6, 2017	Signed Harry Giles III to a contract.
	Signed Justin Jackson to a contract.
July 7, 2017	Signed De'Aaron Fox to a contract.
July 10, 2017	Signed free agent guard/forward Vince Carrter.
	Signed free agent forward Zach Randolph.
	Signed free agent guard George Hill.
July 13, 2017	Signed Frank Mason III.
	Signed Bogdan Bogdanovic to a contract.
July 29, 2017	Signed free agent forward Jack Cooley to Two-Way contract.
	Signed free agent forward JaKarr Sampson to Two-Way contract.
September 10, 2017	Signed Matt Jones.
September 26, 2017	Signed Marcus Williams.
October 1, 2017	Signed Reggie Hearn.
October 10, 2017	Signed David Stockton.
	Waived Marcus Williams.
October 10, 2017	Waived David Stockton.
	Waived Matt Jones.
	Waived Reggie Hearn.
November 9, 2017	Assigned Georgios Papagiannis to Reno.
November 13, 2017	Recalled Georgios Papagiannis from Reno.
November 16, 2017	Assigned Georgios Papagiannis to Reno.
November 20, 2017	Recalled Georgios Papagiannis from Reno.
November 29, 2017	Assigned Justin Jackson, Georgios Papagiannis and Malachi Richardson to Reno.
December 5, 2017	Assigned Skal Labissiere to Reno.
	Recallled Georgios Papagiannis from Reno.
December 9, 2017	Recalled Justin Jackson, Skal Labissiere and Malachi Richardson from Reno.
January 5, 2018	Assigned Justin Jackson and Georgios Papagiannis to Reno.
January 6, 2018	Recalled Justin Jackson and Georgios Papagiannis from Reno.
January 7, 2018	Assigned Justin Jackson to Reno.
January 8, 2018	Recalled Justin Jackson from Reno.
February 8, 2018	As part of a three-team trade, acquired guard Iman Shumpert, the rights to Dimitrios Agravanis, a 2020 second round draft pick and cash considerations from the Cleveland Cavaliers and guard Joe Johson and cash considerations from the Utah Jazz in exchange for trading guard George Hill to Cleveland.
	Acquired forward Bruno Caboclo from the Toronto Raptors in exchange for guard Malachi Richardson.
	Waived Georgios Papagiannis.
February 11, 2018	Waived Joe Johnson.
March 23, 2018	Assigned Bruno Cabolo to Reno.
March 25, 2018	Recalled Bruno Cabolo from Reno.
March 31, 2018	Signed Nigel Hayes to a multi-year contract.
May 9, 2018	Named Peja Stojakovic an assistant general manager.
June 21, 2018	Selected Duke 6-11 forward Marvin Bagley III in the first round (2nd overall) of the 2018 NBA Draft.
	Selected Duke 6-6 guard Gary Trent Jr. in the second round (37th overall) of the 2018 NBA Draft
	Acquired two 2020 second round picks and cash considerations in exchange for the draft rights to Gary Trent Jr..
2018-19	
July 1, 2018	Signed Marvin Bagley III to a contract.
July 7, 2018	Waived Nigel Hayes.
July 17, 2018	Acquired guard Ben McLemore, center Deyonta Davis, a 2021 second-round draft pick and cash considerations in exchange for guard Garrett Temple.
July 20, 2018	Signed Nemanja Bjelica.
July 31, 2018	Signed Wenyen Gabriel to a Two-Way contract.
August 4, 2018	Signed Jamel Artis to a contract.
August 13, 2018	Named Ty Ellis head coach of the Stockton Kings of the NBA G League.
August 28, 2018	Named Teena Murray Senior Director of Athlete Health and Performance.



KINGS YEARLY TRANSACTIONS



	Named Mike Roncarati Director of Prevention and Rehabilitation.
	Named Joe Resendez Head Athletic Trainer.
	Named Jesse Green Performance Analyst.
September 22, 2018	Waived Deyonta Davis.
September 24, 2018	Signed Cameron Reynolds.
September 27, 2018	Signed Brandon Austin.
	Signed Kalin Lucas.
September 30, 2018	Waived Brandon Austin.
October 2, 2018	Waived Taren Sullivan.
October 4, 2018	Waived Gabe Vincent.
October 7, 2018	Waived Jamel Artis.
October 13, 2018	Waived Kalin Lucas.
	Waived Cameron Reynolds.
October 19, 2018	Signed Troy Williams to a Two-Way contract.
November 10, 2018	Assigned Harry Giles III to Stockton.
November 12, 2018	Recalled Harry Giles III from Stockton.
December 19, 2018	Assigned Harry Giles III to Stockton.
December 23, 2018	Recalled Harry Giles III from Stockton.
December 28, 2018	Assigned Harry Giles III to Stockton.
December 29, 2018	Recalled Harry Giles III from Stockton.
February 7, 2019	Acquired forward Harrison Barnes from the Dallas Mavericks in exchange for forwards Justin Jackson and Zach Randolph.
	As part of a three-team trade, acquired guard Alec Burks from the Cleveland Cavaliers and a 2020 second round pick from the Houston Rockets in exchange for guard Iman Shumpert who was traded to Houston.
	Acquired forward Caleb Swanigan from the Portland Trail Blazers in exchange for forward Skal Labissiere.
	Waived Ben McLemore.
February 8, 2019	Signed Corey Brewer to a 10-day contract.
February 18, 2019	Signed Corey Brewer to second a 10-day contract.
February 20, 2019	Assigned Caleb Swanigan to Stockton.
February 28, 2019	Signed Corey Brewer to contract for the remainder of the season.
March 5, 2019	Assigned Caleb Swanigan to Stockton.
March 19, 2019	Assigned Caleb Swanigan to Stockton.
March 22, 2019	Signed Cody Demps to a 10-day contract.
March 23, 2019	Assigned Cody Demps to Stockton.
April 1, 2019	Signed BJ Johnson to a contract for the remainder of the season.
April 2, 2019	Assigned BJ Johnson to Lakeland.
April 3, 2019	Recalled BJ Johnson from Lakeland.
April 11, 2019	Relieved Dave Joerger of head coaching duties.
April 15, 2019	Named Luke Walton as the team's new head coach.
June 17, 2019	Named Igor Kokoskov, Bob Beyer, Jesse Mermuys and Roy Rana as assistant coaches
	Named Bobby Jackson as assistant player development coach, Jonah Herscu as advance scout and Will Scott as head video coordinator and player development coach
June 20, 2019	Selected 6-7 Wyoming forward Justin James in the second round (40th overall) of the 2019 NBA Draft.
	Selected 6-7 Michigan forward Ignas Brazdeikis in the second round (55th overall) of the 2019 NBA Draft.
	Selected 6-6 guard Vanja Marinkovic in the second round (60th overall) of the 2019 NBA Draft
June 21, 2019	Acquired the draft rights of 6-2 Virginia guard Kyle Guy (55th overall) from the New York Knicks in exchange for the draft rights of Brazdeikis.
	Hired Joe Dumars as a Special Advisor to the General Manager
2019-20	
July 4, 2019	Waived Frank Mason III
July 6, 2019	Signed free agent guard Cory Joseph.
July 7, 2019	Signed Kyle Guy to a Two-Way contract.
	Signed free agent guard Trevor Ariza.
July 8, 2019	Signed free agent forward Harrison Barnes and free agent center Dewayne Dedmon.
July 10, 2019	Signed Justin James to a contract.

KINGS YEARLY TRANSACTIONS

July 16, 2019	Signed free agent forward Richaun Holmes.
July 17, 2019	Signed free agent forward Tyler Lydon
July 19, 2019	Named Stacey Augmon and Lindsey Harding as assistant coaches/player development and Rico Hines as a player development coach.
	Waived BJ Johnson.
July 30, 2019	Signed Isaiah Pineiro to a contract.
August 20, 2019	Signed Eric Mika to a contract.
September 24, 2019	Signed Tyler Ulis to a contract.
October 11, 2019	Signed Hollis Thompson to a contract.
	Waived Eric Mika
	Waived Isaiah Pineiro
October 20, 2019	Waived Hollis Thompson
	Waived Tyler Ulis
October 21, 2019	Signed Buddy Hield to a contract extension
	Converted Wenyen Gabriel's Two-Way contract to a Standard NBA Contract
	Claimed DaQuan Jeffries off waivers from Orlando
	Signed DaQuan Jeffries to a Two-Way contract
	Waived Tyler Lydon
November 13, 2019	Assigned Wenyen Gabriel, Justin James and Caleb Swanigan to Stockton.
	Recalled Caleb Swanigan from Stockton.
November 14, 2019	Recalled Wenyen Gabriel and Justin James from Stockton.
November 29, 2019	Assigned Wenyen Gabriel and Caleb Swanigan to Stockton.
November 30, 2019	Recalled Wenyen Gabriel and Caleb Swanigan from Stockton.
December 10, 2019	Assigned Wenyen Gabriel to Stockton.
December 11, 2019	Recalled Wenyen Gabriel from Stockton.
December 16, 2019	Assigned Caleb Swanigan to Stockton.
December 18, 2019	Assigned Wenyen Gabriel to Stockton.
December 22, 2019	Recalled Wenyen Gabriel and Caleb Swanigan from Stockton.
January 11, 2020	Assigned Wenyen Gabriel, Justin James and Caleb Swanigan to Stockton.
	Recalled Caleb Swanigan from Stockton.
January 12, 2020	Recalled Wenyen Gabriel and Justin James from Stockton.
January 14, 2020	Assigned Wenyen Gabriel and Justin James to Stockton.
January 15, 2020	Recalled Wenyen Gabriel and Justin James from Stockton.
January 21, 2020	Acquired forward/guard Kent Bazemore, forward Anthony Tolliver, a 2024 second round selection and a 2020 second round selection from the Portland Trail Blazers in exchange for forwards Trevor Ariza, Wenyen Gabriel and Caleb Swanigan.
February 1, 2020	Signed Eric Mika to a 10-day contract.
February 6, 2020	Acquired center Alex Len and forward Jabari Parker from the Atlanta Hawks in exchange for center Dewayne Dedmon, a 2020 second round pick and a 2021 second round pick.
	Waived Eric Mika.
February 29, 2020	Waived Anthony Tolliver
June 23, 2020	Signed Corey Brewer for the remainder of the NBA season
August 14, 2020	Vlade Divac steps down as General Manager
	Joe Dumars named interim Executive Vice President of Basketball Operations
August 15, 2020	Peja Stojakovic steps down as Assistant General Manager
September 27, 2020	Monte McNair named General Manager
October 14, 2020	Wes Wilcox named Assistant General Manager
October 14, 2020	Phil Jabour named Vice President of Player Personnel
October 14, 2020	Paul Johnson named Director of Basketball Operations and General Manager of Stockton Kings
November 18, 2020	Selected Tyrese Haliburton in the first round (12th overall) of the 2020 NBA Draft
November 18, 2020	Acquired Robert Woodard II in a trade on draft night with the 40th selection from the Memphis Grizzlies in exchange for the draft rights to forward Xavier Tillman Sr. with the 35th selection
November 18, 2020	Selected Jahmi'us Ramsey in the second round (43rd overall) in the 2020 NBA Draft
2020-21	
November 25, 2020	Signed De'Aaron Fox to a contract extension
November 27, 2020	Signed Tyrese Haliburton to a contract
November 27, 2020	Signed free agent forward Chimezie Metu

KINGS YEARLY TRANSACTIONS

November 27, 2020	Signed Hassan Whiteside to a contract
November 28, 2020	Re-signed restricted free agent guard DaQuan Jeffries
November 30, 2020	Signed free agent forward/center Frank Kaminsky III
December 1, 2020	Signed Robert Woodard II to a contract
December 2, 2020	Signed free agent forward Glenn Robinson III
December 4, 2020	Signed Jahmi'us Ramsey to a contract
December 4, 2020	Exercised 2021-22 option on Marvin Bagley III
December 16, 2020	Named Jas Randhawa Senior Performance and Reconditioning Coach, Rico Hines Director of Player Development and Assistant Coach, Jesse Green Head of Sport Science and Miguel Lopez Equipment Manager
December 20, 2020	Waived Frank Kaminsky III
December 22, 2020	Waived Chimezie Metu
December 24, 2020	Signed Chimezie Metu to a Two-Way contract
January 30, 2021	Flex-assigned Jahmi'us Ramsey to the Agua Caliente Clippers and Robert Woodard II to the Austin Spurs for the NBA G League single site in Orlando, Fla.
February 24, 2021	Waived Glenn Robinson III
February 25, 2021	Signed center Norvel Pelle to a 10-day contract
March 1, 2021	Recalled Robert Woodard II from Austin
March 6, 2021	Recalled Jahmi'us Ramsey from Agua Caliente
March 22, 2021	Acquired forward-center Mfiondu Kabengele, a future second round draft selection and cash consideration from the Los Angeles Clippers in exchange for a future second-round draft selection
March 26, 2021	Acquired forwards Maurice Harkless and Chris Silva in exchange for forward Nemanja Bjelica
March 26, 2021	Acquired guard Terence Davis II in exchange for a 2021 second round draft selection
March 26, 2021	Acquired guard Delon Wright from the Detroit Pistons in exchange for guard Cory Joseph
April 3, 2021	Waived DaQuan Jeffries
April 7, 2021	Signed center Damian Jones to a 10-day contract
April 17, 2021	Signed Damian Jones to a second 10-day contract
April 28, 2021	Signed Chimezie Metu to a multi-year contract
	Waived Chris Silva
	Signed Damian Jones to a multi-year contract
May 1, 2021	Signed forward Louis King to a Two-Way contract
May 27, 2021	Named Bobby Jackson Stockton Kings Head Coach
May 27, 2021	Named Paul Johnson Vice President of Player Development (in addition to current role as Stockton Kings General Manager), Jonah Herscu Assistant Coach, Penny Chatzis Director of Team Player Development and Robbie Lemons Director of Basketball Operations
July 27, 2021	Extended qualifying offer to Terence Davis II
July 29, 2021	Selected Davion Mitchell in the first round (ninth overall) of the 2021 NBA Draft
July 29, 2021	Selected Neemias Queta in the second round (39th overall) of the 2021 NBA Draft
August 2, 2021	Named Doug Christie Assistant Coach
August 3, 2021	Kyle Guy became an unrestricted free agent
August 5, 2021	Signed Davion Mitchell to a contract
August 6, 2021	Re-signed Richaun Holmes to a contract
August 6, 2021	Re-signed Terence Davis II to a contract
August 7, 2021	Re-signed Maurice Harkless to a contract
August 8, 2021	Signed Neemias Queta to a Two-Way contract
August 15, 2021	Waived Justin James
August 23, 2021	Named Will Scott Associate Head Coach, Jimmy Alapag Assistant Coach, Akachi Okugo Assistant Coach and Kaiti Jones Performance Coach and Sport Scientist of Stockton Kings and Sydney Haydel Director of Basketball Operations of Stockton Kings and Player Development Coordinator of Sacramento Kings
September 8, 2021	Signed Emanuel Terry
September 23, 2021	Signed Matt Coleman
September 25, 2021	Signed D.J. Steward
October 12, 2021	Waived Matt Coleman and DJ Steward
	Signed Ade Murkey and Damien Jefferson
October 14, 2021	Waived Ade Murkey and Damien Jefferson
October 15, 2021	Waived Emanuel Terry

KINGS YEARLY TRANSACTIONS

October 25, 2021	Assigned Jahmi'us Ramsey and Robert Woodard II to Stockton
November 3, 2021	Recalled Jahmi'us Ramsey and Robert Woodard II from Stockton
November 4, 2021	Assigned Jahmi'us Ramsey and Robert Woodard II to Stockton
November 7, 2021	Recalled Jahmi'us Ramsey from Stockton
November 9, 2021	Assigned Robert Woodard II to Stockton
November 19, 2021	Recalled Robert Woodard II from Stockton
November 21, 2021	Relieved Luke Walton of coaching duties
	Assigned Jahmi'us Ramsey and Robert Woodard II to Stockton
November 26, 2021	Recalled Jahmi'us Ramsey from Stockton
December 10, 2021	Assigned Jahmi'us Ramsey to Stockton
December 17, 2021	Signed Justin Robinson to a 10-day contract
	Recalled Jahmi'us Ramsey and Robert Woodard II from Stockton
December 22, 2021	Signed Ade Murkey to a 10-day contract
	Signed Emanuel Mudiay to a 10-day contract
January 3, 2022	Assigned Robert Woodard II to Stockton
January 6, 2022	Assigned Jahmi'us Ramsey to Stockton
January 7, 2022	Recalled Jahmi'us Ramsey and Robert Woodard II from Stockton
January 11, 2022	Assigned Jahmi'us Ramsey to Stockton
January 20, 2022	Assigned Robert Woodard II to Stockton
January 21, 2022	Recalled Jahmi'us Ramsey and Robert Woodard II from Stockton
February 8, 2022	Acquired forward/center Domantas Sabonis, forward Justin Holiday, guard Jeremy Lamb and a 2023 second round selection from the Indiana Pacers in exchange for Tyrese Haliburton, Buddy Hield and Tristan Thompson.
February 10, 2022	Acquired guard Donte DiVincenzo, forward Josh Jackson, and forward Trey Lyles from the Detroit Pistons in exchange for Marvin Bagley III
	Waived Jahmi'us Ramsey and Robert Woodard II
February 17, 2022	Waived Lou King
March 9, 2022	Domantas Sabonis suspended for 1-game
April 11, 2022	Relieved Alvin Gentry of coaching duties
May 9, 2022	Named Mike Brown as the team's new head coach
June 23, 2022	Selected Keegan Murray in the first round (4th overall) of the 2022 NBA Draft
	Drafted Jaden Hardy in the second round (37th overall) of the 2022 NBA Draft
	Acquired the draft rights to Sasha Vezenkov and cash considerations from the Cleveland Cavaliers in exchange for a 2022 second-round pick
July 2, 2022	Signed Keegan Murray to a contract
	Signed Keon Ellis and Neemias Queta to two-way contracts
July 6, 2022	Signed Malik Monk as a free agent
	Acquired Kevin Huerter from the Atlanta Hawks in exchange for Maurice Harkless, Justin Holiday and a conditional 2024 first-round draft pick
July 18, 2022	Signed Chima Moneke
July 29, 2022	Signed Matthew Dellavedova
August 12, 2022	Signed Sam Merrill
	Named Jordi Fernandez associate head coach, Jay Triano, Doug Christie, Luke Loucks and Leandro Barbosa assistant coaches, Dutch Gaitley assistant coach and Director of Player Development and retained Lindsey Harding as assistant coach and player development coach
	Named Deividas Dulkys player development coach, Robbie Lemons Senior Director of Coaching Analytics and Strategy, Charless Allen Head Video Coordinator/Special Assistant to the Head Coach and Garrius Adams Assistant Video Coordinator
September 8, 2022	Signed DJ Steward
September 14, 2022	Signed KZ Okpala
September 20, 2022	Signed Kent Bazemore and Quinn Cook

KINGS RETIRED JERSEYS



NATE ARCHIBALD: Nate "Tiny" Archibald played six of his 13 NBA seasons with the Kings franchise. Selected by the Cincinnati Royals in the second round of the 1970 NBA Draft, Archibald starred in six NBA All-Star Games. The 6-1, 180 guard posted his best season in 1972-73, averaging a career-best 34.0 ppg and 11.4 apg, becoming the only player in NBA history to lead the league in both scoring and assists. Archibald was inducted into the Hall of Fame in 1991.



MITCH RICHMOND: Mitch Richmond became the first player in Sacramento-era history to have his jersey retired (December 5, 2003). Richmond ranks among the top five in franchise history in points, field goals made and attempted, free throws made and attempted, free throw percentage, steals, three-pointers made and attempted, and three-point field goal percentage. He became the first Sacramento King to be named to the All-Star Game, and earned the All-Star MVP award in 1995 after tallying 23 points in 22 minutes off the bench. Also while with Sacramento, Richmond represented the United States in the 1996 Olympics, winning a gold medal. On August 8, 2014, Richmond was inducted into the Naismith Basketball Hall of Fame.



CHRIS WEBBER: One of the most talented forwards to ever don a Kings jersey, Chris Webber helped the Kings reach the NBA Playoffs in six straight seasons (1998-99 - 2003-04), earn two back-to-back Pacific Division titles (2001-02, 2002-03) and record a franchise record 61 regular season wins in 2001-02. Acquired from Washington in exchange for Mitch Richmond and Otis Thorpe on May 14, 1998, Webber recorded 51 points and 26 rebounds on January 5, 2001 versus Indiana, both Sacramento-era single-game records. As a King, Webber was a four-time NBA All-Star and a five-time All-NBA Team selection. He averaged 23.5 ppg, 10.6 rpg, 4.8 apg, 1.51 spg and 1.47 bpg in 377 games with Sacramento. His jersey was lifted to the rafters on February 6, 2009 (Kings vs. Utah).



6TH MAN (THE FANS): The No. 6 jersey was retired to acknowledge the support of the Kings fans. The Kings have two of the highest consecutive sellout streaks in NBA history. A sellout streak of 497 games still stands as the fourth-longest sellout streak in NBA history. The milestone streak began on opening night in 1985, the first season the Kings played in Sacramento, and ended after the second game of the 1997-98 season. From November 26, 1999, to April 18, 2007, the Kings sold out 354 straight home contests, ranking eighth on the NBA's all-time sellout list. The team sold out every home game in the Golden 1 Center's opening season.



BOBBY DAVIES: Bobby Davies, known as the Harrisburg Houdini, played all 10 of his NBA seasons with the Rochester Royals (1945-46 - 1954-55). His two free throws in the final 40 seconds of regulation broke a 75-75 tie in the seventh and deciding game of the 1951 NBA Finals against New York, helping give the franchise its first and only NBA Championship. The four-time All-Star averaged 16.2 ppg, 2.9 rpg, and 6.0 apg in his best statistical season in 1951-52. A 6-1, 175 guard, Davies was inducted into the Hall of Fame in 1969.



MAURICE STOKES: The 6-7, 240 forward played all three of his seasons for the franchise, playing his first two seasons with Rochester (1955-56 - 1956-57) and his last with Cincinnati (1957-58). In his first season, Stokes was named NBA Rookie of the Year and was named to the All-NBA Second Team after posting team-highs of 16.8 ppg (11th in NBA), 16.3 rpg (2nd in NBA), and 4.9 apg (9th in NBA). An All-Star in all three seasons, Stokes averaged 16.4 ppg, 17.3 rpg, and 5.3 apg in 202 career games. His brilliant career was cut short when he was diagnosed with post-traumatic encephalopathy (brain injury damaging motor-control center) after a fall suffered three days earlier in a game against the Minneapolis Lakers (3/12/58).



OSCAR ROBERTSON: Known as the Big O, Oscar Robertson displayed an uncanny all-around game, finishing his 12-year NBA career with 25.7 ppg, 7.5 rpg, and 9.5 apg in 1,040 career games. He played 10 of his 14 NBA seasons with the Cincinnati Royals. His best season came in 1961-62 when the 6-5, 210 guard became the first player in NBA history to average a triple double for a season - 30.8 ppg, 12.5 rpg, 11.4 apg. He averaged 30 or more points in six of his first seven seasons in the league and 10 or more assists in five of his first seven seasons. Robertson, who led the league in assists in six seasons, ranks among the NBA's all-time leaders in scoring (10th), assists (6th), and points (12th). The 12-time All-Star was inducted into the Basketball Hall of Fame in 1979.



PEJA STOJAKOVIC: Drafted by the Kings in the first round (14th overall) of the 1996 NBA Draft, Peja Stojakovic went on to play 13 NBA seasons, eight with Sacramento, and finished his career as a three-time NBA All-Star, NBA Champion (2011 Dallas Mavericks) and the Kings' franchise leader in three-pointers made (1,070) and attempted (2,687) and free throw percentage (.893). He ranks in the top 10 in NBA history in several categories, including fifth in career free throw percentage (.895), 18th in three-pointers made (1,760), and tied for eighth with Steve Nash in playoff free throw percentage (.900). His #16 jersey was retired on December 16, 2014, during halftime of the Kings-Thunder game.

KINGS RETIRED JERSEYS



VLADE DIVAC: Known for his craftiness on the court and his generosity off of it, Vlade Divac signed with the Kings as a free agent on January 22, 1999. Divac helped the Kings reach the NBA Playoffs in six straight seasons (1998-99 - 2003-04) while capturing two back-to-back Pacific Division titles (2001-02, 2002-03) and a franchise record 61 regular season wins in 2001-02. An All-Star in 2001, Divac played six of his 16 NBA seasons with the Kings, averaging 13.2 ppg, 7.8 rpg, 3.7 apg and 1.15 bpg in 454 games with Sacramento. He is one of 15 players in NBA history to amass 13,000 points, 9,000 rebounds and 1,500 blocks in a career. His jersey was retired on March 31, 2009 (Kings vs. New Orleans).



JACK TWYMAN: A 6-6 guard from Cincinnati, Jack Twyman played all 11 of his NBA seasons with the Kings franchise, two coming in Rochester (1955-56 and 1956-57) and the other nine seasons (1957-58 - 1965-66) in his hometown. Twyman averaged 14 or more points in his first 10 seasons and averaged 31.2 ppg, 8.9 rpg, and 3.5 apg during the 1959-60 regular season. In 1958-59, Twyman ranked second in the league in scoring, posting a 25.8 scoring average. Twyman twice scored 50 or more points in his career, including a 59-point performance versus Minneapolis (1/15/60), which still remains as the Kings' franchise single-game scoring record. Among franchise career leaders, Twyman ranks second in points (15,840), field goals made (6,237) and attempted (13,873), and free throws made (3,366) and attempted (4,325). The Hall of Fame inducted the six-time All-Star guard in 1982.



SAM LACEY: Sam Lacey, a 6-10, 235 pound forward out of New Mexico State, played 11 of his 13 NBA seasons with the Kings franchise. The first selection of the Royals in the 1970 NBA Draft, Lacey averaged a double-double in points and rebounds in his first six seasons in the league. Lacey stands as the franchise leader in games played (888) and rebounds (9,353). He ranks in second in minutes played (29,991), fifth in points (9,895) and fourth in field goals made (4,101) and field goals attempted (9,280).



FIRST GAME IN SACRAMENTO ERA

SACRAMENTO KINGS VS. LA CLIPPERS

OCTOBER 25, 1985

ARCO ARENA, SACRAMENTO, CA

ATTENDANCE: 10,333

SCORE BY PERIODS	1	2	3	4	FINAL
LA CLIPPERS	21	21	37	29	108
SACRAMENTO	25	32	30	17	104

FIRSTS IN SACRAMENTO KINGS BASKETBALL

First basket: Reggie Theus, Sacramento

First rebound: LaSalle Thompson, Sacramento

First assist: Otis Thorpe, Sacramento

First steal: Derek Smith, LA Clippers

First free throw: LaSalle Thompson, Sacramento

First block: James Donaldson, LA Clippers

VISITORS: LA CLIPPERS

PLAYER	FG	FGA	FT	FTA	REB	PTS
Cedric Maxwell	4	10	7	8	8	15
Marques Johnson	9	16	2	2	1	20
James Donaldson	2	7	3	4	15	7
Derek Smith	14	19	8	14	6	36
Franklin Edwards	5	10	6	6	2	16
Michael Cage	2	4	1	2	3	5
Jamaal Wilkes	1	7	2	2	3	4
Junior Bridgeman	0	2	0	0	0	0
Beniot Benjamin	1	2	1	2	4	3
Lancaster Gordon	1	2	0	0	0	2
Jay Murphy	0	1	0	0	0	0
TOTALS	39	80	30	40	42	108

3-POINT FG: (0-0)

HOME: SACRAMENTO

PLAYER	FG	FGA	FT	FTA	REB	PTS
Eddie Johnson	7	18	5	7	4	19
Otis Thorpe	5	6	3	6	7	13
LaSalle Thompson	4	8	3	6	13	11
Reggie Theus	9	15	6	6	4	24
Larry Drew	6	14	0	0	2	12
Mark Olberding	0	5	3	8	3	3
Mike Woodson	5	11	2	4	1	12
Rich Kelley	1	3	2	2	5	4
Joe Kleine	2	4	2	2	5	4
Carl Henry	0	1	0	0	1	0
Michael Adams	0	0	0	0	0	0
David Cooke		0	3	0	0	3
0						
TOTALS	39	88	26	41	48	104

3-PT FG: Johnson 0-1, Theus 0-1 (Total 0-2)

KINGS AT ALL-STAR WEEKEND



OSCAR ROBERTSON
1961 NBA ALL-STAR GAME MVP



MITCH RICHMOND
1995 NBA ALL-STAR GAME MVP



JERRY LUCAS
1965 NBA ALL-STAR GAME MVP

BY THE NUMBERS

PARTICIPANTS IN ALL-STAR GAME: 23 (6 in Sac-era - Mitch Richmond, Chris Webber, Vlade Divac, Peja Stojakovic, Brad Miller, DeMarcus Cousins)
MOST ALL-STAR GAME APPEARANCES: 10, Oscar Robertson (6, Mitch Richmond)
MOST STARTS 10: Oscar Robertson (Webber 2, Divac 1, Richmond 1)
ALL-STAR GAME STARTERS: 9
TOTAL ALL-STAR GAME APPEARANCES: 74

ALL-STAR GAME PARTICIPANTS

Archibald, Nate	1973*, 75*, 76
Birdsong, Otis	1979, 80, 81
Coleman, Jack	1955
Cousins, DeMarcus	2015, 16, 17
Davies, Bob	1951*, 52*, 53, 54
Divac, Vlade	2001
Embry, Wayne	1961, 62, 63, 64, 65
Green, Johnny	1971
Lacey, Sam	1975
Lucas, Jerry	1964*, 65* (MVP), 66*, 67, 68*, 69*
Miller, Brad	2004
Regan, Richie	1957
Richmond, Mitch	1993, 94*, 95 (MVP), 96, 97, 98
Risen, Arnie	1952, 53, 54, 55
Robertson, Oscar	1961* (MVP), 62*, 63*, 64* (MVP), 65*, 66*, 67*, 68*, 69* (MVP), 70*
Smith, Adrian	1966 (MVP)
Stojakovic, Peja	2002, 03, 04
Stokes, Maurice	1956, 57*, 58
Twyman, Jack	1957, 58*, 59, 60*, 62, 63*
Van Arsdale, Tom	1971, 72
Wanzer, Bobby	1952*, 53*, 54*, 55*, 56*
Webber, Chris	2000, 01*, 02*, 03+
Wedman, Scott	1976
	*Started that year's game
	+Named, but could not play due to injury

ALL-STAR GAME COACHES

1957	Bobby Wanzer (Cincinnati)
2001	Rick Adelman (Sacramento)
2003	Rick Adelman (Sacramento)

KINGS AT ALL-STAR WEEKEND

ALL-STAR ROOKIE/SOPHOMORE GAME PARTICIPANTS

1994	Bobby Hurley - Honorary Coach
1995	Brian Grant Michael Smith
1996	Tyus Edney
1998	Michael Stewart
2000	Jason Williams
2002	Hedo Turkoglu
2010	Tyreke Evans (MVP) Omri Casspi
2011	Tyreke Evans* DeMarcus Cousins
2012	DeMarcus Cousins
2013	Isaiah Thomas
2018	Bogdan Bogdanovic (MVP) De'Aaron Fox Buddy Hield
2019	Marvin Bagley III Bogdan Bogdanovic De'Aaron Fox
2021	Tyrese Haliburton**
2022	Davion Mitchell Tyrese Haliburton

* Evans named to Sophomore Team but due to injury did not participate

**Haliburton named to Rising Stars U.S. Team but game was not played due to limited All-Star events.

3-POINT SHOOTOUT PARTICIPANTS

1991	Danny Ainge
1992	Jim Les, Mitch Richmond
1994	Mitch Richmond
2001	Peja Stojakovic (runner-up)
2002	Peja Stojakovic (Champion)
2003	Peja Stojakovic (Champion)
2004	Peja Stojakovic (runner-up)
2019	Buddy Hield
2020	Buddy Hield (Champion)

SLAM DUNK CONTEST PARTICIPANTS

1986	Terry Tyler
1990	Kenny Smith (runner-up)
2002	Gerald Wallace (runner-up)
2014	Ben McLemore

SKILLS CHALLENGE

2016	DeMarcus Cousins
2018	Buddy Hield
2019	De'Aaron Fox

2-BALL PARTICIPANTS

1998	Mitch Richmond/Ruthie Bolton-Holifield
2000	Jason Williams/Yolanda Griffith
2001	Peja Stojakovic/Ruthie Bolton-Holifield (Champion)

3-ON-3 HOOP-IT-UP PARTICIPANTS

2002	Hedo Turkoglu (Kings), Ticha Penicheiro, (Monarchs), Sarunas Marciulionis(former King) Tom Cavanaugh (actor, NBC's 'Ed') (Champion)
------	--

H.O.R.S.E. PARTICIPANTS

2010	Omri Casspi
------	-------------

SHOOTING STARS PARTICIPANTS

2010	Tyreke Evans, Chris Webber, Nicole Powell
------	---



TYREKE EVANS
2010 T-MOBILE ROOKIE CHALLENGE MVP



GERALD WALLACE
2002 NBA SLAM DUNK CONTEST



HEDO TURKOGLU, TICHA PENICHEIRO, SARUNAS MARCIULIONIS, TOM CAVANAUGH
2002 INAUGURAL 3-ON-3 HOOP-IT-UP CHAMPIONS



RICK ADELMAN AND KINGS COACHING STAFF WITH 2003 WESTERN CONFERENCE ALL-STARS



BEN McLEMORE
2014 NBA SLAM DUNK CONTEST

KINGS HONORS



OSCAR ROBERTSON
1963-64 MVP



BOBBY JACKSON
2002-03 6TH MAN



TYREKE EVANS
2009-10 ROY

YEARLY AWARDS

MOST VALUABLE PLAYER

1963-64 Oscar Robertson (Cincinnati)

COACH OF THE YEAR

1974-75 Phil Johnson (KC-Omaha)
1978-79 Cotton Fitzsimmons (Kansas City)

SIXTH MAN OF THE YEAR

2002-03 Bobby Jackson (Sacramento)

EXECUTIVE OF THE YEAR

1972-73 Joe Axelson (KC-Omaha)
1998-99 Geoff Petrie (Sacramento)
2000-01 Geoff Petrie (Sacramento)

ROOKIE OF THE YEAR

1955-56 Maurice Stokes (Rochester)
1960-61 Oscar Robertson (Cincinnati)
1963-64 Jerry Lucas (Cincinnati)
1978-79 Phil Ford (Kansas City)
2009-10 Tyreke Evans (Sacramento)

ALL-NBA TEAM SELECTIONS

1948-49	1st	Bob Davies (Rochester)
	2nd	Arnie Risen (Rochester)
1949-50	1st	Bob Davies (Rochester)
1950-51	1st	Bob Davies (Rochester)
1951-52	1st	Bob Davies (Rochester)
	2nd	Bobby Wanzer (Rochester)
1952-53	2nd	Bob Davies (Rochester)
	2nd	Bobby Wanzer (Rochester)
1953-54	2nd	Bobby Wanzer (Rochester)
1955-56	2nd	Maurice Stokes (Rochester)
1956-57	2nd	Maurice Stokes (Rochester)
1957-58	2nd	Maurice Stokes (Cincinnati)
1959-60	2nd	Jack Twyman (Cincinnati)

1960-61	1st	Oscar Robertson (Cincinnati)
1961-62	1st	Oscar Robertson (Cincinnati)
	2nd	Jack Twyman (Cincinnati)
1962-63	1st	Oscar Robertson (Cincinnati)
1963-64	1st	Oscar Robertson (Cincinnati)
	2nd	Jerry Lucas (Cincinnati)
1964-65	1st	Oscar Robertson (Cincinnati)
	1st	Jerry Lucas (Cincinnati)
1965-66	1st	Oscar Robertson (Cincinnati)
	1st	Jerry Lucas (Cincinnati)
1966-67	1st	Oscar Robertson (Cincinnati)
	2nd	Jerry Lucas (Cincinnati)
1967-68	1st	Oscar Robertson (Cincinnati)
	1st	Jerry Lucas (Cincinnati)
1968-69	1st	Oscar Robertson (Cincinnati)
1969-70	2nd	Oscar Robertson (Cincinnati)
1971-72	2nd	Nate Archibald (Cincinnati)
1972-73	1st	Nate Archibald (KC-Omaha)
1974-75	1st	Nate Archibald (KC-Omaha)
1975-76	1st	Nate Archibald (Kansas City)
1978-79	2nd	Phil Ford (Kansas City)
1979-80	3rd	Phil Ford (Kansas City)
1980-81	2nd	Otis Birdsong (Kansas City)
1993-94	2nd	Chris Webber (Sacramento)
1994-95	2nd	Mitch Richmond (Sacramento)
1995-96	3rd	Mitch Richmond (Sacramento)
1996-97	2nd	Mitch Richmond (Sacramento)
1997-98	3rd	Mitch Richmond (Sacramento)
1998-99	2nd	Chris Webber (Sacramento)
1999-00	3rd	Chris Webber (Sacramento)
2000-01	1st	Chris Webber (Sacramento)
2001-02	2nd	Chris Webber (Sacramento)
2002-03	2nd	Chris Webber (Sacramento)
2003-04	2nd	Peja Stojakovic (Sacramento)
2014-15	2nd	DeMarcus Cousins (Sacramento)
2015-16	2nd	DeMarcus Cousins (Sacramento)

ALL-DEFENSIVE TEAM

1970-71	2nd	Norm Van Lier (Cincinnati)
1976-77	2nd	Brian Taylor (Kansas City)
1979-80	2nd	Scott Wedman (Kansas City)
2000-01	2nd	Doug Christie (Sacramento)
2001-02	2nd	Doug Christie (Sacramento)
2002-03	1st	Doug Christie (Sacramento)
2003-04	2nd	Doug Christie (Sacramento)
2005-06	1st	Ron Artest (Sacramento)

ALL-ROOKIE TEAM

1963-64	1st	Jerry Lucas (Cincinnati)
1973-74	1st	Ron Behagen (KC-Omaha)
1974-75	1st	Scott Wedman (KC-Omaha)
1978-79	1st	Phil Ford (Kansas City)
1987-88	1st	Kenny Smith (Sacramento)
1990-91	1st	Lionel Simmons (Sacramento)
	2nd	Travis Mays (Sacramento)
1992-93	2nd	Walt Williams (Sacramento)
1994-95	1st	Brian Grant (Sacramento)
1995-96	2nd	Tyus Edney (Sacramento)
1998-99	1st	Jason Williams (Sacramento)
2000-01	2nd	Hedo Turkoglu (Sacramento)
2009-10	1st	Tyreke Evans (Sacramento)
2010-11	1st	DeMarcus Cousins (Sacramento)
2011-12	2nd	Isaiah Thomas (Sacramento)
2015-16	2nd	Willie Cauley-Stein (Sacramento)
2016-17	1st	Buddy Hield (Sacramento)
2017-18	2nd	Bogdan Bogdanovic (Sacramento)
2018-19	1st	Marvin Bagley III (Sacramento)
2020-21	1st	Tyrese Haliburton (Sacramento)

KINGS HONORS

J. WALTER KENNEDY CITIZENSHIP AWARD

Vlade Divac 1999-2000

PACIFIC DIVISION SPORTSMANSHIP AWARD

Mitch Richmond 1996-97

ALL-INTERVIEW TEAM

Chris Webber 1999-00
Chris Webber 2000-01
Chris Webber 2002-03 (1st Team)

MONTHLY/WEEKLY AWARDS

PLAYER OF THE MONTH

Larry Drew December 1982
Chris Webber January 2002
Chris Webber December 2002
Peja Stojakovic November 2003
Chris Webber January 2005

COACH OF THE MONTH

Garry St. Jean November 1995
Rick Adelman January 2002
Rick Adelman January 2004

ROOKIE OF THE MONTH

Lionel Simmons December 1990
Lionel Simmons February 1991
Brian Grant January 1995
Tyreke Evans October/November 2009
Tyreke Evans December 2009
Isaiah Thomas February 2012
Isaiah Thomas March 2012
Ben McLemore November 2013
Buddy Hield March 2017
Tyrese Haliburton December/January 2021, February 2021

HOMETOWN HERO OF THE MONTH

Lawrence Funderburke December 2000
Vlade Divac June 2001
Chris Webber February 2003

PLAYER OF THE WEEK

Phil Ford November 18, 1979
Scott Wedman January 6, 1980
Otis Birdsong October 26, 1980
Phil Ford January 25, 1981
Eddie Johnson November 6, 1983
Otis Thorpe January 20, 1987
Harold Pressley April 11, 1988
Lionel Simmons February 18, 1991
Mitch Richmond January 27, 1997
Chris Webber April 25, 1999
Chris Webber January 3, 2000
Chris Webber January 18, 2000
Chris Webber December 11, 2000
Chris Webber January 22, 2001
Chris Webber January 7, 2002
Chris Webber December 15, 2002
Peja Stojakovic March 23, 2003
Peja Stojakovic December 14, 2003
Brad Miller January 31, 2005
Mike Bibby February 28, 2005
Mike Bibby March 13, 2006
Kevin Martin March 4, 2007
Brad Miller February 4, 2008
DeMarcus Cousins January 13, 2014
DeMarcus Cousins November 24, 2014
DeMarcus Cousins November 16, 2015
DeMarcus Cousins January 25, 2016
DeMarcus Cousins January 30, 2017
De'Aaron Fox February 8, 2021
De'Aaron Fox March 29, 2021

KINGS-ROYALS IN THE HALL OF FAME

Nate Archibald 1970-71 thru 1975-76
Inducted 1990
1945-46 thru 1947-48
Inducted 1984
1998-99 thru 2003-04
Inducted 2019
Bob Davies 1945-46 thru 1954-55
Inducted 1969
1958-59 thru 1965-66
Inducted 1999
1951-52 thru 1953-54
Inducted 1998
Red Holzman 1945-46 thru 1952-53
Inducted 1985
1957-58
Inducted 1987
1963-64 thru 1969-70
Inducted 1979
1991-92 thru 1997-98
Inducted 2014

Arnie Risen 1948-49 thru 1954-55
Inducted 1998
Oscar Robertson 1960-61 thru 1969-70
Inducted 1979
Maurice Stokes 1955-56 thru 1957-58
Inducted 2004
Jack Twyman 1955-56 thru 1965-66
Inducted 1982
Bobby Wanzer 1948-49 thru 1956-57
Inducted 1986

COACHES

Rick Adelman 1998-99 thru 2005-06
Inducted 2021
Pete Carril (asst.) 1996-97-2005-06, 2009-10-2011-12
Inducted 1997
Bob Cousy 1969-70 thru 1973-74
Inducted 1970
Lester Harrison 1945-46 thru 1954-55
Inducted 1979
Willis Reed (asst.) 1987-88
Inducted 1981
Bill Russell 1987-88 thru 1989-90
Inducted 1974 [Player], 2021 [Coach]
Bobby Wanzer 1948-49 thru 1956-57
Inducted 1986

RETIRED NUMBERS

1 Nate Archibald
2 Mitch Richmond
4 Chris Webber
6 Sixth man (Fan)
11 Bobby Davies
12 Maurice Stokes
14 Oscar Robertson
16 Peja Stojakovic
21 Vlade Divac
27 Jack Twyman
44 Sam Lacey



MITCH RICHMOND



CHRIS WEBBER



VLADE DIVAC

KINGS FIRST-ROUND DRAFT CHOICES

YEAR	PLAYER	SCHOOL/FROM	HT	POS	OVERALL
2022	Keegan Murray	Iowa	6-8	F	4
2021	Davion Mitchell	Butler	6-2	G	9
2020	Tyrese Haliburton	Iowa State	6-4 ½	G	12
2019	No first round selection				
2018	Marvin Bagley III	Duke	6-11	F	2
2017	De'Aaron Fox	Kentucky	6-5	G	5
2017	Zach Collins (traded to Portland)	Gonzaga	7-0	C	10
2017	Frank Mason III	Kansas	5-11	G	34
2016	Marquese Chriss (traded to Phoenix)	Washington	6-10	F	8
2015	Willie Cauley-Stein	Kentucky	7-0	C	6
2014	Nik Stauskas	Michigan	6-6	G	8
2013	Ben McLemore	Kansas	6-5	G	7
2012	Thomas Robinson	Kansas	6-10	F	5
2011	Bismack Biyombo (traded to Charlotte)	Democratic Republic of the Congo	6-9	C-F	7
2010	DeMarcus Cousins	Kentucky	6-11	F-C	5
2009	Tyreke Evans	Memphis	6-6	G	4
2009	Omri Casspi	Maccabi Tel Aviv (Israel)	6-9	F	23
2008	Jason Thompson	Rider	6-11	F	12
2007	Spencer Hawes	Washington	7-0	C	10
2006	Quincy Douby	Rutgers	6-3	G	19
2005	Francisco Garcia	Louisville	6-7	G	23
2004	Kevin Martin	Western Carolina	6-7	G	26
2003	No first round selection				
2002	Dan Dickau (traded to Atlanta)	Gonzaga	6-0	G	28
2001	Gerald Wallace	Alabama	6-7	F	25
2000	Hidayet Turkoglu	Efes Pilsen (Turkey)	6-9	G-F	16
1999	No first round selection				
1998	Jason Williams	Florida	6-1	G	7
1997	Olivier Saint-Jean (Abdul-Wahad)	San Jose State	6-6	G-F	11
1996	Predrag Stojakovic	PAOK (Greece)	6-9	G-F	14
1995	Corliss Williamson	Arkansas	6-7	F	13
1994	Brian Grant	Xavier (OH)	6-9	F	8
1993	Bobby Hurley	Duke	6-0	G	7
1992	Walt Williams	Maryland	6-8	G-F	7
1991	Billy Owens	Syracuse	6-9	F	3
1991	Pete Chilcutt	North Carolina	6-10	F-C	27
1990	Lionel Simmons	La Salle	6-8	F	7
1990	Travis Mays	Texas	6-2	G	14
1990	Duane Causwell	Temple	7-0	C	18
1990	Anthony Bonner	St. Louis	6-8	F	23
1989	Pervis Ellison	Louisville	6-9	F-C	1
1988	Ricky Berry	San Jose State	6-8	G	18
1987	Kenny Smith	North Carolina	6-3	G	6
1986	Harold Pressley	Villanova	6-7	G-F	17
1985	Joe Kleine	Arkansas	6-11	C	6
1984	Otis Thorpe	Providence	6-10	F	9
1983	Ennis Whatley *	Alabama	6-3 1/2	G	13
1982	LaSalle Thompson	Texas	6-10	C	5
1982	Brook Steppe	Georgia Tech	6-5	G	17
1981	Steve Johnson	Oregon State	6-10	C	7
1981	Kevin Loder	Alabama State	6-6	G-F	17
1980	Charles "Hawkeye" Whitney	North Carolina State	6-5 1/2	F-G	16
1979	Reggie King	Alabama	6-6	F	18
1978	Phil Ford	North Carolina	6-1	G	2
1978	Mike Evans **	Kansas State	6-1	G	21
1977	Otis Birdsong	Houston	6-4	G	2
1976	Richard Washington	UCLA	6-11	F	3
1975	Bill Robinzine	DePaul	6-7	F	10
1975	Bob Bigelow	Pennsylvania	6-7	F-G	13
1974	Scott Wedman	Colorado	6-7	F	6
1973	Ron Behagen	Minnesota	6-8	F	7
1972	Nate Williams #	Utah State	6-5	F	-
1971	Ken Durrett	La Salle	6-7	F	4
1970	Sam Lacey	New Mexico State	6-10	C	5
1969	Herm Gilliam	Purdue	6-3	G	8
1968	Don Smith (Abdul-Aziz)	Iowa State	6-9	C-F	5
1967	Mel Daniels # *	New Mexico	6-10	C-F	9
1966	Walt Wesley	Kansas	6-11	C	6
1965	Nate Bowman	Wichita State	6-10	C	6
1964	George Wilson	Cincinnati	6-8	F	T
1963	Thomas Thacker	Cincinnati	6-2	G	T
1962	Jerry Lucas	Ohio State	6-8	F-C	T
1961	Larry Siegfried	Ohio State	6-4	F	3
1960	Oscar Robertson	Cincinnati	6-5	G	T
1959	Bob Boozer	Kansas State	6-8	F	1
1958	Archie Dees	Indiana	6-8	C	2
1957	Rod Hundley	West Virginia	6-4	G	1
1956	Si Green	Duquesne	6-2	G	-
1955	Bob Armstrong	Michigan State	6-8	F	-
1954	Tom Marshall	Western Kentucky	6-4	F	-
1953	Richie Regan	Seton Hall	6-2	F	-
1952	Chuck Darling	Iowa	n/a	n/a	-
1951	Sam Ranzino	North Carolina State	6-1	F	-
1950	Joe McNamee	San Francisco	6-6	C	-
1949	Frank Saul	Seton Hall	6-2	F	-
1948	Bill Gabor	Syracuse	6-0	G	-

T Territorial draft pick

* Drafted for Chicago in exchange for Mark Olberding

** Drafted by Denver for KC in exchange for a 1979 second-round pick

Acquired in the 1971 supplemental draft

#* Signed in ABA

HISTORY OF KINGS DRAFT

1970 DRAFT

1st	Sam Lacey – New Mexico State
2nd	A Nate Archibald – Texas-El Paso B Doug Cook – Davidson
3rd	Greg Hyder – Eastern New Mexico
4th	Wade Fuller – Loyola at Chicago
5th	Uluss Thompson – Wiley College
6th	Charles Bishop – Louisiana Tech
7th	Mike Bernard – Kentucky State
8th	Joel McBride – Augusta College
9th	Bob Mabry – Rio Grande (OH)
10th	Carl Johnson – Gustavus Adolphus
11th	Ted Hillary – St. Joseph's (IN)
12th	Reggie Roach – Virginia State
13th	Larry Gray – Huston-Pillotson
14th	Andy Jennings – Alderson Broadus
15th	Mike Neer – Washington & Lee
16th	Paul Favorite – Georgetown

1971 DRAFT

1st	Ken Durrett – La Salle
2nd	A John Mengelt – Auburn B Joe Bergman – Creighton
3rd	Rich Yunkus – Georgia Tech
4th	Sid Catlett – Notre Dame
5th	A Jim Guymond – Eastern New Mexico B Tyrone Marioneaux – Loyola of Louis.
6th	Gil McGregor – Wake Forest
7th	Ollie Shannon – Minnesota
8th	Frank Fitzgerald – Boston College

1972 DRAFT

2nd	A Sam Sibert – Kentucky State B Mike Ratliff – Eau Claire State
3rd	Ron Riley – USC
4th	Frank Schade – Eau Claire State
5th	Dave Bustion – Denver
6th	Jerry Crocker – Guilford College (NC)
7th	Mike Sneed – Fayetteville
8th	Jerry Clack – Oklahoma
9th	Steve McMahon – Merrimack College
10th	David Hall – Kansas State
11th	Floyd Mathew – Northern Arizona
12th	Len Baltimore – George Washington
13th	Kent Scott – Pittsburgh
14th	Bob Allen – Missouri
15th	Mike Jefferies – Oklahoma State
16th	Mike Peterson – Nebraska

1973 DRAFT

1st	Ron Behagen – Minnesota
2nd	A Mike D'Antoni – Marshall B Larry McNeill – Marquette
5th	M.L. Carr – Guilford College (NC)
6th	Mike Quick – San Francisco
7th	Mike Jeffries – Missouri
8th	Mike Williams – Kentucky Wesleyan
9th	James Brown – Dartmouth
10th	Ernie Kusyner – Kansas State

1974 DRAFT

1st	Scott Wedman – Colorado
2nd	Len Kosmalski – Tennessee
4th	Lloyd Batts – Cincinnati
5th	Terry Compton – Vanderbilt
6th	Ron Kennedy – Arizona
7th	Mark Browne – Missouri
8th	Richie O'Connor – Fairfield
9th	Jeff Dawson – Illinois
10th	Dennis White – Arkansas

1975 DRAFT

1st	A Bill Robinzine – DePaul B Bob Bigelow – Penn
2nd	Glen Hansen – LSU
3rd	Bob Guyette – Kentucky
4th	Kevin Cleuss – St. John's (NY)
5th	Ed Stahl – North Carolina
5th	Clint Chapman – USC
7th	Wayne Croft – Clemson
8th	Jim Bostic – New Mexico State

1976 DRAFT

1st	Richard Washington – UCLA
4th	Clarence Ramsey – Washington
5th	Willie Hodge – Duke
6th	Andre McCarter – UCLA
7th	Craig Prosser – Canisius
8th	Mike Davis – Bradley
9th	Dave Logan – Colorado
10th	Harry Bailey – N. Texas State

1977 DRAFT

1st	Otis Birdsong – Houston
2nd	Eddie Owens – UNLV
3rd	A Bill Paterno – Notre Dame B John Kuester – North Carolina
4th	Larry Williams – Texas Southern
5th	Bob Chapman – Michigan State
6th	Bob Cooper – Providence
7th	Bruce Jenner – Graceland College (IA)

1978 DRAFT

1st	Phil Ford – North Carolina
3rd	Jeff Cook – Idaho State
4th	Geff Crompton – North Carolina
5th	Derick Claiborne – Massachusetts
6th	Jim Krivacs – Texas
7th	Charles McMillan – N. Texas State
8th	Ron Hammye – Bowling Green

1979 DRAFT

1st	Reggie King – Alabama
3rd	Terry Crosby – Tennessee
4th	John McCullough – Oklahoma
5th	Curtis Watkins – DePaul
6th	Bob Roma – Princeton
6th	Nick Daniels – Xavier (OH)
8th	Tony Vann – Alabama-Huntsville
9th	Gary Wilson – Southern Illinois
10th	Russell Saunders – New Mexico

1980 DRAFT

1st	Hawkeye Whitney – N.C. State
3rd	Tony Murphy – Southern (LA)
5th	Kelvin Blakely – Eastern Michigan
6th	Trent Grooms – Kent State
7th	Arnold McDowell – Montana State
8th	Selected ineligible player
9th	Charlie Cole – Delta State
10th	Selected ineligible player

1981 DRAFT

1st	A Steve Johnson – Oregon State B Kevin Loder – Alabama State
2nd	Eddie Johnson – Illinois
3rd	Curtis Berry – Missouri
4th	A Kenneth Dennard – Duke B B.B. Davis – Lamar
5th	U.S. Reed – Arkansas
6th	Brian Walker – Purdue
7th	Clinton Wheeler – Wm. Paterson (NJ)
8th	Randy Smithson – Wichita State
9th	Mike Perry – Richmond
10th	Mark Wilson – Fort Hays State (KS)

1982 DRAFT

1st	A LaSalle Thompson – Texas B Brook Steppe – Georgia Tech
3rd	Jim Johnstone – Wake Forest
4th	Mike Sanders – UCLA
5th	Ken Simpson – Grambling
6th	Poncho Wright – Louisville
7th	Perry Range – Illinois
8th	Ed Nealy – Kansas State
9th	Jack Moore – Nebraska
10th	Robert Estes – Iowa State

1983 DRAFT

1st	Ennis Whatley – Alabama +
2nd	Chris McNealy – San Jose State %
3rd	Steve Harriel – Washington State
4th	Mike Jackson – Wyoming
5th	Lorenza Andrews – Oklahoma State
6th	Alvis Rogers – Wake Forest
7th	Dane Suttle – Pepperdine
8th	Preston Neumayr – UC Davis
9th	Bernard Hill – Panhandle State (OK)
10th	Aaron Haskins – Washington State + Traded to Chicago for Mark Olberding % Traded to Chicago for Larry Micheaux

1984 DRAFT

1st	Otis Thorpe – Providence
3rd	A Roosevelt Chapman – Dayton B Jeff Allen – St. John's (NY)
4th	Carl Henry – Kansas
5th	Jim Foster – South Carolina
6th	Bruce Vanley – Tulsa
7th	Chipper Harris – Robert Morris
8th	Nate Rollins – Fort Hays State (KS)
9th	Greg Turner – Auburn
10th	Victor Coleman – NW Missouri St.

1985 DRAFT

1st	Joe Kleine – Arkansas
3rd	A Charles Bradley – South Florida B Michael Adams – Boston College
4th	Willie Simmons – Louisiana Tech
5th	Bob Lojewski – St. Joseph's (PA)
6th	Charles Balentine – Arkansas
7th	Alton Lee Gipson – Florida State

1986 DRAFT

1st	Harold Pressley – Villanova
2nd	Johnny Rogers – UC Irvine
3rd	Bruce Douglas – Illinois
4th	A Alvin Franklin – Houston B Bob Beecher – Virginia Tech
5th	Keith Morrison – Washington State
6th	John Flowers – UNLV
7th	Ron Rankin – SE Missouri State

1987 DRAFT

1st	Kenny Smith – North Carolina
3rd	Sven Meyer – Oregon
4th	Joe Arlauckas – Niagara
5th	Vernon Carr – Michigan State
6th	Daryl Thomas – Indiana
7th	Scott Aduabato – Upsala College (NJ)

1988 DRAFT

1st	Ricky Berry – San Jose State
2nd	Vinny Del Negro – N.C. State

HISTORY OF KINGS DRAFT

YR	RD	NO	PLAYER	POS	HT/WT	CLASS	COLLEGE/FROM
1989	1	1	Pervis Ellison	PF/C	6-9/210	Senior	Louisville
	2		NONE				
1990	1	7	Lionel Simmons	SF	6-7/210	Senior	LaSalle
	1	14	Travis Mays	PG	6-2/190	Senior	Texas
	1	18	Duane Causwell	C	7-0/240	Senior	Temple
	1	23	Anthony Bonner	PF	6-8/215	Senior	Saint Louis
	2	40	Bimbo Coles*	PG	6-1/180	Senior	Virginia Tech
1991	1	3	Billy Owens	SF	6-9/225	Junior	Syracuse
	1	27	Pete Chilcutt	PF	6-10/230	Senior	North Carolina
	2	31	Randy Brown	PG/SG	6-3/190	Senior	New Mexico State
	2	42	Steve Hood	SF	6-7/185	Senior	James Madison
1992	1	7	Walt Williams	SF	6-8/220	Senior	Maryland
	2	54	Brett Roberts	SF	6-8/230	Senior	Morehead State
1993	1	7	Bobby Hurley	PG	6-0/160	Senior	Duke
	2	31	Evers Burns	PF	6-8/220	Senior	Maryland
	2	44	Alex Holcombe	PF	6-9/244	Senior	Baylor
	2	52	Mike Peplowski	PF	6-11/270	Senior	Michigan State
1994	1	8	Brian Grant	PF	6-9/254	Senior	Xavier
	2	35	Michael Smith	PF	6-8/230	Senior	Providence
	2	51	Lawrence Funderburke	PF	6-9/230	Senior	Ohio State
1995	1	13	Corliss Williamson	SF	6-7/245	Junior	Arkansas
	2	47	Tyus Edney	PG	5-10/152	Senior	UCLA
	2	51	Dejan Bodiroga	SF	6-8/217	N/A	Stefanel Milano (Italy)
1996	1	14	Peja Stojakovic	SF	6-9/230	N/A	PAOK (Greece)
	2	41	Jason Sasser*	SF	6-7/214	Senior	Texas Tech
* Sasser's draft rights were traded to Portland for future considerations							
1997	1	11	Olivier Saint-Jean	SG/SF	6-6/223	Senior	San Jose State
	2	40	Anthony Johnson	PG	6-3/190	Senior	College of Charleston
1998	1	7	Jason Williams	PG	6-1/190	Junior	Florida
	2	36	Jerome James	C	7-0/315	Junior	Florida A&M
1999	1		NONE				
	2	45	Ryan Robertson	PG/SG	6-5/190	Senior	Kansas
2000	1	16	Hedo Turkoglu	SF	6-8/220	N/A	Efes Pilsen (Turkey)
	2	45	Jabari Smith	PF	6-11/250	Senior	Louisiana State
2001	1	25	Gerald Wallace	SF/SG	6-7/210	Freshman	Alabama
	2	55	Maurice Jeffers	SG/PG	6-4/195	Senior	Saint Louis
2002	1	28	Dan Dickau*	PG	6-0/170	Senior	Gonzaga
	2	60	Corsley Edwards	PF	6-9/295	Senior	Central Connecticut State
*Dickau's draft rights were traded to Atlanta for future considerations							
2003	1		NONE				
	2		NONE				
2004	1	26	Kevin Martin	SG	6-7/185	Junior	Western Carolina
	2	49	Ricky Minard	SG	6-4/200	Senior	Morehead State
2005	1	23	Francisco Garcia	SG	6-7/195	Junior	Louisville
	2		NONE				
2006	1	19	Quincy Douby	PG/SG	6-3/175	Junior	Rutgers
	2		NONE				
2007	1	10	Spencer Hawes	C	7-0/230	Freshman	Washington
	2		NONE				

HISTORY OF KINGS DRAFT

YR	RD	NO	PLAYER	POS	HT/WT	CLASS	COLLEGE/FROM
2008	1	12	Jason Thompson	PF	6-11/250	Senior	Rider
	2	42	Sean Singletary	PG	6-0/184	Senior	Virginia
	2	43	Patrick Ewing Jr.	SF	6-7/225	Senior	Georgetown
2009	1	4	Tyreke Evans	SG/PG	6-5/195	Freshman	Memphis
	1	23	Omri Casspi	F	6-9/225	N/A	Maccabi Tel Aviv (Israel)
	2	31	Jeff Pendergraph*	PF	6-9/230	Senior	Arizona State
			* Pendergraph's draft rights were traded to Portland for Brockman's draft rights, Sergio Rodriguez, and cash considerations				
	2	38	Jon Brockman	PF	6-7/255	Senior	Washington
2010	1	5	DeMarcus Cousins	C	6-11/270	Freshman	Kentucky
	2	33	Hassan Whiteside	C	7-0/235	Freshman	Marshall
2011	1	7	Bismack Biyombo*	PF	6-9/240	N/A	Fuenlabrada (Spain)
	2	35	Tyler Honeycutt	SF	6-8/180	Sophomore	UCLA
	2	60	Isaiah Thomas	PG	5-9/185	Junior	Washington
			*In a three-team, eight-player trade, the Kings traded Biyombo's draft rights and Beno Udrih to Milwaukee; the Kings received Fredette's draft rights and John Salmons				
	1	10	Jimmer Fredette	PG/SG	6-2/195	Senior	Brigham Young
2012	1	5	Thomas Robinson	PF	6-9/240	Junior	Kansas
	2	36	Orlando Johnson*	SG/SF	6-5/205	Senior	UC Santa Barbara
			* Johnson's draft rights were traded to Indiana for cash considerations				
2013	1	7	Ben McLemore	SG	6-5/195	Freshman	Kansas
	2	36	Ray McCallum	PG	6-3/190	Junior	Detroit
2014	1	8	Nik Stauskas	SG	6-6/205	Sophomore	Michigan
2015	1	6	Willie Cauley-Stein	C	7-0/240	Junior	Kentucky
2016	1	8	Marquese Chriss	F	6-10/233	Freshman	Washington
	2	59	Isaiah Cousins	G	6-4/187	Senior	Oklahoma
			* Chriss' draft rights were traded to Phoenix for the draft rights of center Georgios Papagiannis and forward-center Skal Labissiere, rights to Bogdan Bogdanovic and a future second-round selection				
2017	1	5	De'Aaron Fox	G	6-5/178	Freshman	Kentucky
	1	10	Zach Collins*	C	7-0/230	Freshman	Gonzaga
	2	34	Frank Mason III	G	5-11/190	Senior	Kansas
			* Collins' draft rights were traded to Portland for the draft rights of forward Josh Jackson and center Harry Giles				
2018	1	2	Marvin Bagley III	F	6-11/234	Freshman	Duke
	2	37	Gary Trent Jr.	G	6-6/204	Freshman	Duke
2019	1		NONE				
	2	40	Justin James	G	6-7/190	Senior	Wyoming
	2	47	Ignas Brazdeikis*	F	6-7/221	Freshman	Michigan
	2	60	Vanja Marinkovic	F	6-6/200	N/A	Partizan NIS
			* Brazdeikies' draft rights were traded to New York for the draft rights for Kyle Guy				
2020	1	12	Tyrese Haliburton	G	6-4 ^{1/4} /175	Sophomore	Iowa State
	2	40	Robert Woodard II	F	6-7/235	Sophomore	Mississippi State
	2	43	Jahmi'us Ramsey	G	6-2 ^{1/2} /195	Freshman	Texas Tech
2021	1	9	Davion Mitchell	G	6-2/205	Junior	Baylor
	2	39	Neemias Queta	C	7-0/245	Junior	Utah State
2022	1	4	Keegan Murray	F	6-8/215	Sophomore	Iowa
	2	37	Jaden Hardy*	G	6-4/198	N/A	G League Ignite
			* Hardy's' draft rights were traded to Dallas for a 2024 second-round pick and a 2028 second-round pick				



ALL-TIME ROSTER

ALL-TIME NUMERICAL ROSTER

0

Olden Polynice [93/94-97/98]
Thomas Robinson [12/13]
Toney Douglas [12/13]
Orlando Johnson [13/14]
Trevor Ariza [19/20]
Tyrese Haliburton [20/21-21/22]
Donte DiVincenzo [21/22]

00

Tony Delk [99/00]
Art Long [00/01]
Greg Ostertag [04/05]
Willie Cauley-Stein [15/16-18/19]

1

Nate Archibald [74/75-75/76]
Phil Ford [78/79-81/82]
Sedric Toney [89/90]
Travis Mays [90/91]

2

Kenny Natt [84/85]
Dane Suttle [84/85]
Michael Adams [85/86]
Othell Wilson [86/87]
Michael Jackson [87/88-89/90]
Rory Sparrow [90/91]
Mitch Richmond [91/92-97/98]

3

Frank Saul [49/50-50/51]
Sam Ranzino [51/52]
Jack McMahon [52/53-55/56]
Ed Fleming [56/57]
Chris Harris [55/56]
Lee Winfield [75/76]
Randy Brown [91/92-94/95]
Mahmoud Abdul-Rauf [96/97-97/98]
Vernon Maxwell [98/99]
Gerald Wallace [01/02-03/04]
Cuttino Mobley [04/05]
Shareef Abdur-Rahim [05/06-06/07]
Ike Diogu [08/09]
Ime Udoka [09/10]
Jermaine Taylor [10/11]
Antoine Wright [10/11]
Tyler Honeycutt [11/12]
Aaron Brooks [12/13]
Ray McCallum [13/14-14/15]
Marco Belinelli [15/16]
Skal Labissiere [16/17]
George Hill [17/18]
Yogi Ferrell [18/19-19/20]
Jahmi'us Ramsey [20/21]
Terence Davis II [21/22]

4

Connie Simmons [55/56]
Art Heyman [65/66]
Marlon Redmond [79/80]
Frankie Sanders [80/81]
Henry Turner [89/90]
Rick Calloway [90/91]
Anthony "Spud" Webb [91/92-94/95]
Corliss Williamson [95/96-97/98]
Chris Webber [98/99-04/05]

5

Don Meineke [55/56]
Guy Rodgers [67/68]
Tom Van Arsdale [67/68-72/73]
Mike D'Antoni [73/74]
Rick Adelman [74/75]
John Kuester [77/78]
Stephen Thompson [91/92]
Derrick Phelps [94/95]
Tyus Edney [95/96-96/97]
Chris Robinson [97/98]
Hedo Turkoglu [00/01-02/03]
Maurice Evans [04/05]
Jason Hart [05/06-06/07]
Orien Greene [07/08]
Anthony Johnson [07/08]
Bobby Brown [08/09]
Andres Nocioni [08/09-09/10]
Eugene "Pooh" Jeter [10/11]
John Salmons [11/12-13/14]
Quincy Acy [13/14]
Ryan Hollins [14/15]
James Anderson [15/16]
Malachi Richardson [16/17]
De'Aaron Fox [17/18-21/22]

6

No players listed at number 6; number is retired in honor of Kings fans.

7

Paul Noel [50/51-51/52]
Ed Fleming [55/56]
John McCarthy [56/57]
Danny Ainge [88/89-89/90]
Vincent Askew [92/93]
Bobby Hurley [93/94-97/98]
Michael Hawkins [98/99]
Bill Wennington [99/00]
Keon Clark [02/03]
Ronnie Price [05/06-06/07]
Dahntay Jones [07/08]
Rashad McCants [08/09]
Dominic McGuire [09/10]
Jimmer Fredette [11/12-13/14]
Darren Collison [14/15-16/17]
Skal Labissiere [17/18-18/19]
Kyle Guy [19/20-20/21]
Chimezie Metu [21/22]

8

Bob Burrow [56/57]
Eddie Johnson [81/82-86/87]
Oliver Miller [98/99]
Mateen Cleaves [01/02-02/03]
Anthony Peeler [03/04]
Quincy Douby [06/07]
Hilton Armstrong [09/10]
Rudy Gay [13/14-16/17]
Bogdan Bogdanovic [17/18-19/20]
Maurice Harkless [20/21-21/22]

9

Bobby Wanzer [48/49-56/57]
Ken Dennard [81/82-82/83]
Henry Turner [94/95]
Tariq Abdul-Wahad [97/98-98/99]
Damon Jones [02/03]
Matt Barnes [04/05]
Kenny Thomas [04/05-06/07]
Luther Head [10/11]
Tyler Honeycutt [12-13]

Patrick Patterson [12/13-13/14]
Jared Cunningham [13/14]
Ramon Sessions [14/15]
David Stockton [14/15]
Rajon Rondo [15/16]
Langston Galloway [16/17]
John Shumpert [17/18-18/19]
BJ Johnson [18/19]
Cory Joseph [19/20-20/21]
Terence Davis II [20/21]
Justin Robinson [21/22]
Justin Holiday [21/22]

10

Jack Coleman [49/50-55/56]
Dick Duckett [57/58]
Jack Twyman [55/56-56/57]
Larry Staverman [58/59-59/60]
Ralph Davis [60/61]
Adrian Smith [61/62-69/70]
Nate Archibald [70/71-73/74]
Mike D'Antoni [74/75-75/76]
Otis Birdsong [77/78-80/81]
Don Buse [83/84-84/85]
Franklin Edwards [87/88]
Randy Wittman [88/89]
Anthony Johnson [97/98]
Ryan Robertson [99/00]
Mike Bibby [01/02-06/07]
Sergio Rodriguez [09/10]
Samuel Dalembert [10/11]
Greivis Vasquez [13/14]
Nik Stauskas [14/15]
Ty Lawson [16/17]
Frank Mason III [17/18-18/19]
Justin James [19/20-20/21]
Emmanuel Mudiay [21/22]
Domantas Sabonis [21/22]

11

Bob Davies [48/49-54/55]
James Paxson [57/58]
Vern Hatton [58/59]
Phil Rollins [59/60]
Arlen Bockhorn [60/61-64/65]
Jon McGlocklin [65/66-66/67]
Al Jackson [67/68]
Doug Sims [68/69]
Bob Bigelow [75/76-77/78]
Ron Behagan [77/74-74/75, 78/79]
Lloyd Walton [80/81]
Cliff Robinson [81/82]

12

Robert Fitzgerald [48/49]
Lionel Malamed [48/49]
Arnitz Johnson [49/50-52/53]
Norman Swanson [53/54]
Maurice Stokes [55/56-57/58]
Sihugo Green [56/57, 58/59]
Hub Reed [59/60]
Dave Piontek [56/57-59/60, 62/63]
Terry Crosby [79/80]
Jo Jo White [80/81]

13

Andrew Levane [48/49]
Bob Boozer [60/61-63/64]
George Wilson [64/65-65/66]
Walt Wesley [66/67-68/69]
Bill Turner [69/70]
Leon Douglas [80/81-82/83]
Carl Henry [85/86]
Sarunas Marciulionis [95/96]

Michael Stewart [97/98]
Doug Christie [00/01-04/05]
Darryl Watkins [07/08]
Tyreke Evans [09/10-12/13]
Derrick Williams [13/14-14/15]
Quincy Acy [15/16]
Georgios Papagiannis [16/17-17/18]
Alec Burks [18/19]
Dewayne Dedmon [19/20]
Corey Brewer [19/20]
Robert Woodard II [20/21]
Tristan Thompson [21/22]

14

Arnie Risen [48/49-54/55]
Med Park [58/59-59/60]
Oscar Robertson [60/61-69/70]
Brian Taylor [76/77]
Brook Steppe [82/83]

15

Francis Curran [48/49-49/50]
Marion Spears [51/52-54/55]
Arlen Bockhorn [58/59-59/60]
Wayne Embry [60/61-65/66]
Gary Gray [67/68]
Fred Foster [68/69-70/71]
Willie Williams [70/71]
John Mengelt [71/72-72/73]
Frank Schade [72/73]
Howard Komives [73/74]
Scott Wedman [74/75-80/81]
Vinny Del Negro [88/89-89/90]
LaBradford Smith [93/94]
Kevin Ollie [98/99]
Darrick Martin [99/00-00/01]
Erik Daniels [04/05]
Sergei Monia [05/06]
John Salmons [06/07]
Cedric Simmons [08/09]
Joey Dorsey [09/10]
DeMarcus Cousins [10/11-16/17]
Vince Carter [17/18]
Damian Jones [20/21]
Davion Mitchell [21/22]

16

William "Red" Holzman [48/49-52/53]
Thomas Marshall [54/55, 56/57]
Dick Ricketts [55/56-57/58]
Jerry Paulson [57/58]
Jack Parr [58/59]
Phil Jordon [59/60-60/61]
Jerry Lucas [63/64-69/70]
Tom Burleson [77/78-79/80]
Greg Hyder [70/71]
Peja Stojakovic [99/00-04/05]
Ben McLemore [13/14]

17

Arnitz Johnson [48/49]
Don Henriksen [54/55]
Boris Nachamkin [54/55]
Hub Reed [60/61]
George Wilson [66/67]
Len Chappell [66/67-67/68]
Pat Frink [68/69]
Jim King [69/70]
Will Solomon [08/09]
Garret Temple [09/10, 16/17-17/18]
Robert Woodard II [21/22]

18

Mike Novak [48/49-49/50]
Ed Mikan [49/50-50/51]
Ray Ragelis [51/52]
Cal Christensen [52/53-54/55]
Jack Twyman [55/56-58/59]
Phil Rollins [60/61]
Dave Zeller [61/62]
Bill Dinwiddie [67/68-68/69]
Charles Paulk [70/71]
Darrell Imhoff [71/72]
Kevin Restani [77/78]
Derek Smith [86/87]
Omri Casspi [09/10-10/11, 14/15-16/17]

19

Bill Calhoun [48/49-50/51]
Phil Rollins [58/59]
Tom Hawkins [62/63-64/65]
Bob Cousy [69/70]
Moe Barr [70/71]
Beno Udrih [07/08-10/11]
Troy Williams [18/19]
DaQuan Jeffries [19/20-20/21]

20

Andy Duncan [48/49-49/50]
Joe McNamee [50/51-51/52]
Alex Hannum [51/52-53/54]
Frank Reddout [53/54]
Art Spoelstra [54/55-56/57]
Richie Regan [55/56-57/58]
Thomas Marshall [57/58-58/59]
Wayne Stevens [59/60]
Tom Hawkins [65/66]
Flynn Robinson [66/67-67/68]
Johnny Green [69/70-72/73]
Andre McCarter [76/77-77/78]
Louie Nelson [77/78]
Ernie Grunfeld [79/80-81/82]
Eddie Nealy [82/83-84/85]
David Cooke [85/86]
Bobby Hansen [90/91-91/92]
Dennis Hopson [91/92]
Andre Spencer [93/94]
Doug Lee [94/95]
Clint McDaniel [95/96]
Jeff Grayer [96/97]
Jon Barry [98/99-00/01]
Vitaly Potapenko [05/06-06/07]
Donté Greene [08/09-11/12]
Quincy Miller [14/15]
Jordan Farmar [16/17]
Harry Giles [17/18-19/20]
Hassan Whiteside [20/21]
Jahmi'us Ramsey [21/22]

21

Joe Buckhalter [61/62-62/63]
Larry Staverman [61/62-63/64]
Jay Arnette [63/64-65/66]
Bob Love [66/67-67/68]
Fred Hetzel [68/69]
Don Smith [68/69]
Wally Anderzunas [69/70]
Don Kojis [72/73-74/75]
Harold Pressley [86/87-89/90]
Steve Colter [90/91]
Carl Thomas [91/92]
Rod Higgins [92/93]
Stan Kimbrough [92/93]
Trevor Wilson [93/94-94/95]
Vlade Divac [98/99-03/04]

ALL-TIME NUMERICAL ROSTER

22

George King (57/58)
Don Meineke (57/58)
Archie Dees (58/59)
Win Wilfong (59/60)
Harold "Happy" Hairston (64/65-67/68)
Luther Rackley (69/70)
Darrell Imhoff (70/71)
Nate Williams (71/72-74/75)
Gus Gerard (78/79-80/81)
Larry Drew (81/82-85/86)
Jerry Eaves (86/87)
Franklin Edwards (86/87)
Rodney McCray (88/89-89/90)
Lionel Simmons (90/91-96/97)
Jim Jackson (02/03)
Shelden Williams (07/08-08/09)
Isaiah Thomas (11/12-13/14)
Andre Miller (14/15)
Matt Barnes (16/17)
Richaun Holmes (19/20-21/22)

23

John Tresvant (67/68-68/69)
Al Tucker (68/69)
Jim Fox (67/68, 71/72)
Norm Van Lier (69/70-71/72)
Fred Taylor (71/72)
Ted Manakas (73/74)
Ron Riley (73/74)
Justus Thigpen (73/74)
Don May (74/75)
Marlon Redmond (78/79)
Mike Green (79/80)
Mike Bratz (85/86)
Wayman Tisdale (88/89-93/94)
Tyrone Corbin (95/96, 99/00)
Kevin Martin (04/05-09/10)
Marcus Thornton (10/11-13/14)
Ben McLemore (14/15-16/17, 18/19)
Malachi Richardson (17/18)
Louis King (20/21-21/22)

24

Jim Palmer (58/59-59/60)
Enoch "Bud" Olsen (64/65-65/66)
Connie Dierking (65/66-70/71)
Matt Guokas (71/72-73/74, 75/76)
Jimmy Walker (73/74-75/76)
Ron Boone (76/77-77/78)
John Lambert (80/81-81/82)
Reggie Theus (83/84-87/88)
Anthony Bonner (90/91-92/93)
Lloyd Daniels (96/97)
Terry Dehere (97/98-98/99)
Bobby Jackson (00/01-04/05)
Maurice Taylor (06/07)
Desmond Mason (09/10)
Carl Landry (09/10-10/11, 13/14-14/15)
Buddy Hield (16/17-21/22)

25

Tom Thacker (63/64-65/66)
Gil McGregor (71/72)
Jim Eakins (76/77)
Billy McKinney (78/79-79/80)
Ray Williams (82/83)
Billy Knight (83/84-84/85)
Brook Steppe (86/87)
Mike McGee (87/88)
Marty Conlon (92/93)
Nick Anderson (99/00-00/01)
Brent Price (01/02)
Darius Songaila (03/04-04/05)
Travis Outlaw (11/12-13/14)
Eric Moreland (14/15-15/16)
Justin Jackson (17/18-18/19)
Chimezie Metu (20/21)
Alex Len (19/20, 21/22)

26

John McCarthy (58/59)
Duje Dukan (15/16)
Kent Bazemore (19/20)
Jeremy Lamb (21/22)

27

Jack Twyman (57/58-59/60, 64/65-65/66)

29

Ron Riley (72/73)
JaKarr Sampson (17/18)

30

Herm Gilliam (69/70)
Bob Arzen (70/71)
Tom Black (70/71)
Flynn Robinson (70/71)
Darnell Hillman (78/79)
Kevin Loder (81/82-83/84)
David Pope (84/85)
Kenny Smith (87/88-89/90)
Kurt Rambis (92/93)
Alaa Abdelnaby (94/95)
Billy Owens (95/96-97/98)
Justin Williams (06/07-07/08)
Reggie Evans (13/14-14/15)
Seth Curry (15/16)
Glenn Robinson III (20/21)
Chris Silva (20/21)
Damian Jones (21/22)

31

Jack Twyman (60/61-63/64)
Dick Gibbs (72/73)
Larry McNeill (73/74-75/76)
Richard Washington (76/77-78/79)
Conner Henry (87/88)
Duane Causwell (90/91-96/97)
Scot Pollard (98/99-02/03)
Jamal Sampson (05/06)
Spencer Hawes (07/08-09/10)
J.J. Hickson (11/12)
Jason Terry (13/14)
David Wear (14/15)
Caron Butler (15/16)
Norvel Pelle (20/21)
Ade Murkey (21/22)

32

Reggie Johnson (81/82-82/83)
Dane Suttle (83/84)
Johnny Rogers (86/87)
Jawann Oldham (87/88)
Greg Kite (89/90)
Tony Dawson (90/91)
Mike Higgins (90/91)
Pete Chilcutt (91/92-93/94)
Kevin Salvadori (96/97)
Rodney Buford (03/04)
Francisco Garcia (05/06-12/13)
Sim Bhullar (14/15)
Tyreke Evans (16/17)
Wenyen Gabriel (18/19-19/20)

33

Ken Durrett (71/72-74/75)
Ollie Johnson (74/75-76/77)
Steve Johnson (81/82-83/84)
Derek Smith (88/89)
Randy Allen (88/89)
Leon Wood (90/91)
Jim Les (90/91-93/94)
Brian Grant (94/95-96/97)
Otis Thorpe (84/85-87/88, 97/98)
Kevin Salvadori (97/98)
Michael Bradley (04/05)
Mikki Moore (07/08-08/09)
Hassan Whiteside (10/11-11/12)
Aaron Gray (13/14)
Luc Mbah a Moute (13/14)
Corey Brewer (18/19)
Jabari Parker (19/20-20/21)

34

Clyde Lovelette (57/58)
Wayne Embry (58/59-59/60)
John Block (72/73-73/74)
Mike Barr (76/77)
Ricky Berry (88/89)
Bill Wennington (90/91)
Michael Smith (94/95-97/98)
Rodney Buford (03/04)
Tony Massenburg (03/04)
Cortliss Williamson (99/00, 04/05-06/07)
Jason Thompson (08/09-14/15)

35

Glenn Hansen (75/76-77/78)
Dave Robisch (83/84)
Mark McNamara (84/85)
Joe Kleine (85/86-88/89)
Mike Williams (89/90)
Antoine Carr (89/90-90/91)
Byron Houston (95/96)
Royce White (13/14)
Marvin Bagley III (18/19-21/22)

40

Larry Micheaux (83/84)
Peter Verhoven (84/85)
Terry Tyler (85/86-87/88)
Randy Allen (89/90)
Kevin Gamble (95/96-96/97)
Jon Brockman (09/10)
Arron Afflalo (16/17)
Harrison Barnes (18/19-21/22)

41

Win Wilfong (60/61)
Dan Tieman (62/63)
Pete Cross (72/73)
Len Elmore (79/80)
LaSalle Thompson (82/83-88/89)
Greg Stokes (89/90)
Anthony Frederick (90/91)
Darnell Jackson (10/11)
Kosta Koufos (15/16-18/19)
Trey Lyles (21/22)

42

Lucius Allen (77/78-78/79)
Mike Woodson (81/82-85/86)
Bruce Douglas (86/87)
Pervis Ellison (89/90)
Dwayne Schintzius (91/92)
Walt Williams (92/93-95/96)
Mark Hendrickson (97/98)
Bonzi Wells (05/06)
Lorenzen Wright (07/08)
Sean May (09/10)
Chuck Hayes (11/12-13/14)

43

Sid Catlett (71/72)
Mike Ratliff (72/73-73/74)
Otto Moore (73/74)
Charles Whitney (80/81-81/82)
Derek Smith (87/88)
Jim Petersen (88/89)
Peter Aluma (98/99)
Anthony Tolliver (16/17)

44

Sam Lacey (70/71-81/82)

45

Eric Leckner (90/91)
Steve Scheffler (91/92)
Randy Breuer (93/94)
Devin Gray (96/97)
Cole Aldrich (12/13)
Jack Cooley (17/18)

50

Rick Roberson (75/76)
Joe Meriweather (80/81-84/85)
Rich Kelley (85/86)
Ben Gillery (88/89)
Ralph Sampson (89/90-90/91)
Eddie House (04/05)
Zach Randolph (17/18-18/19)
Caleb Swanigan (18/19-19/20)

51

Mike Farmer (60/61)
Hub Reed (61/62-62/63)
Reggie King (79/80-82/83)
Les Jepsen (91/92)
Henry James (92/93)
Lawrence Funderburke (97/98-02/03)

52

Bill Robinzine (75/76-79/80)
Jabari Smith (00/01-01/02)
Chucky Brown (01/02)
Brad Miller (03/04-08/09)
Calvin Booth (08/09)
James Johnson (12/13)

53

Mark Olberding (83/84-86/87)
Joe Arlauckas (87/88)
Martin Nessley (87/88)
Evers Burns (93/94)
Jerome James (98/99)

54

Ed Pinckney (87/88-88/89)
Brad Lohaus (88/89)
Mike Peplowski (93/94)
Derek Grimm (97/98)
Brian Skinner (04/05)

55

Len Kosmalski (74/75-75/76)
Bob Nash (77/78-78/79)
Jason Williams (98/99-00/01)
Jabari Smith (03/04)
Terrence Williams (11/12)
Hamady Ndiaye (13/14)
Delon Wright (20/21)
Josh Jackson (21/22)

58

Willie Reed (13/14)

61

Bob Nordmann (61/62)

71

Enoch "Bud" Olsen (62/63-63/64)
Bob Wiesenhahn (61/62)

88

Nemanja Bjelica (18/19-19/20)
Neemias Queta (21/22)

90

Drew Gooden (08/09)

93

Ron Artest (06/07-07/08)

* Retired jersey numbers in red

Uniform numbers unknown for the following: Price Brookfield 49-50, James Davis 55-56, Dave Gambee 59-60, Jake Jones 71-72, Toby Kimball 72-73, Freddie Lewis 66-67, Al Masino 53-54, Sam Sibert 72-73, Jim Ware 66-67 (Note — Some players wore multiple uniform numbers over their career. Years in parenthesis indicate the season(s) in which a multiple-numbered player wore that particular jersey number)



PLAYOFFS

FRANCHISE PLAYOFF HISTORY

1948-49 — ROCHESTER ROYALS — Western Division Champion (45-15)

Round	Date	W/L	Score		Opponent	Site	Att.
Western Division	3/22	W	93-64	vs.	St. Louis	Rochester Edgerton Park Sports Arena	4,200
Semifinals (2-0)	3/23	W	66-64	@	St. Louis	St. Louis Arena	2,095
Western Division	3/27	L	79-80	vs.	Minneapolis	Rochester Edgerton Park Sports Arena	4,200
Finals (0-2)	3/29	L	55-67	@	Minneapolis	St. Paul Auditorium	10,419

1949-50 — ROCHESTER ROYALS — Tie with Minneapolis for Central Division Title (51-17)

Round	Date	W/L	Score		Opponent	Site	Att.
Central Division	3/23	L	84-90	vs.	Fort Wayne	Rochester Edgerton Park Sports Arena	4,300
Semifinals (0-2)	3/25	L	78-79*	@	Fort Wayne	Fort Wayne North Side High School	3,600

1950-51 — ROCHESTER ROYALS — Runner-up Western Division (41-27)

Round	Date	W/L	Score		Opponent	Site	Att.
Western Division	3/20	W	110-81	vs.	Fort Wayne	Rochester Edgerton Park Sports Arena	2,029
Semifinals (2-1)	3/22	L	78-83	@	Fort Wayne	Fort Wayne North Side High School	3,751
	3/24	W	97-78	vs.	Fort Wayne	Rochester Edgerton Park Sports Arena	3,444
Western Division	3/29	L	73-76	@	Minneapolis	Minneapolis Auditorium	5,844
Finals (3-1)	3/31	W	70-66	@	Minneapolis	Minneapolis Auditorium	7,651
	4/1	W	83-70	vs.	Minneapolis	Rochester Edgerton Park Sports Arena	4,206
	4/3	W	80-75	vs.	Minneapolis	Rochester Edgerton Park Sports Arena	4,260
NBA Championship (4-3)	4/7	W	92-65	vs.	New York	Rochester Edgerton Park Sports Arena	4,205
	4/8	W	99-84	vs.	New York	Rochester Edgerton Park Sports Arena	4,200
	4/11	W	78-71	@	New York	NY 69th Regiment Armory	5,000
	4/13	L	73-79	@	New York	NY 69th Regiment Armory	4,000
	4/15	L	89-92	vs.	New York	Rochester Edgerton Park Sports Arena	4,206
	4/18	L	73-80	@	New York	NY 69th Regiment Armory	4,500
	4/21	W	79-75	vs.	New York	Rochester Edgerton Park Sports Arena	4,200

1951-52 — ROCHESTER ROYALS — Western Division Champions (41-25)

Round	Date	W/L	Score		Opponent	Site	Att.
Western Division	3/18	W	95-78	vs.	Fort Wayne	Rochester Edgerton Park Sports Arena	2,220
Semifinals (2-0)	3/20	W	92-86	@	Fort Wayne	Fort Wayne North Side High School	2,900
Western Division	3/29	W	88-78	vs.	Minneapolis	Rochester Edgerton Park Sports Arena	4,200
Finals (1-3)	3/30	L	78-83	vs.	Minneapolis	Rochester Edgerton Park Sports Arena	4,206
	4/5	L	67-77	@	Minneapolis	Minneapolis Auditorium	9,146
	4/6	L	80-82	@	Minneapolis	Minneapolis Auditorium	9,212

1952-53 — ROCHESTER ROYALS — Runner-up Western Division (44-26)

Round	Date	W/L	Score		Opponent	Site	Att.
Western Division	3/20	L	77-84	vs.	Fort Wayne	Rochester Edgerton Park Sports Arena	2,200
Semifinals (1-2)	3/22	W	83-71	@	Fort Wayne	Fort Wayne Memorial Coliseum	6,045
	3/24	L	65-67	vs.	Fort Wayne	Rochester Edgerton Park Sports Arena	3,500

1953-54 — ROCHESTER ROYALS — Runner-up Western Division (44-28)

Round	Date	W/L	Score		Opponent	Site	Att.
Western Division	3/16	W	82-75	vs.	Fort Wayne	Rochester Edgerton Park Sports Arena	1,503
Round Robin (2-1)	3/17	L	88-109	@	Minneapolis	Minneapolis Auditorium	2,491
	3/21	W	89-71	@	Fort Wayne	Fort Wayne Memorial Coliseum	2,586
	3/23			@	Minneapolis	Cancelled	
Western Division	3/24	L	76-89	@	Minneapolis	Minneapolis Auditorium	2,469
Finals (1-2)	3/27	W	74-73	vs.	Minneapolis	Rochester Edgerton Park Sports Arena	1,800
	3/28	L	72-82	@	Minneapolis	Minneapolis Auditorium	5,268

1954-55 — ROCHESTER ROYALS — Third Place Western Division (29-43)

Round	Date	W/L	Score		Opponent	Site	Att.
Western Division	3/16	L	78-82	@	Minneapolis	St. Paul Auditorium	4,851
Semifinals (1-2)	3/18	W	94-92	vs.	Minneapolis	Rochester Edgerton Park Sports Arena	2,280
	3/19	L	110-119	@	Minneapolis	St. Paul Auditorium	4,219

1957-58 — CINCINNATI ROYALS — Runner Up Tie Western Division (33-39)

Round	Date	W/L	Score		Opponent	Site	Att.
Western Division	3/15	L	83-100	@	Detroit	University of Detroit Memorial Building	2,462
Semifinals (0-2)	3/16	L	104-124	vs.	Detroit	Cincinnati Gardens	2,508

1961-62 — CINCINNATI ROYALS — Runner Up Western Division (43-37)

Round	Date	W/L	Score		Opponent	Site	Att.
Western Division	3/16	L	122-123	@	Detroit	Detroit Convention Arena	4,121
Semifinals (1-3)	3/17	W	129-107	vs.	Detroit	Cincinnati Gardens	1,829
	3/18	L	107-118	@	Detroit	Detroit Convention Arena	3,147
	3/20	L	111-112	vs.	Detroit	Cincinnati Gardens	3,336

FRANCHISE PLAYOFF HISTORY

1962-63 — CINCINNATI ROYALS — Third Place Eastern Division (42-38)

Round	Date	W/L	Score	Opponent	Site	Att.
Eastern Division	3/19	L	120-123 @	Syracuse	Syracuse Onondaga War Memorial	4,325
Semifinals (3-2)	3/21	W	133-115 vs.	Syracuse	Cincinnati Gardens	3,205
	3/23	L	117-121 @	Syracuse	Syracuse Onondaga War Memorial	8,087
	3/24	W	125-118 vs.	Syracuse	Cincinnati Gardens	3,331
	3/26	W	131-127* @	Syracuse	Syracuse Onondaga War Memorial	7,418
Eastern Division	3/28	W	135-132 @	Boston	Boston Garden	13,798
Finals (3-4)	3/29	L	102-125 vs.	Boston	Cincinnati Gardens	11,102
	3/31	W	121-116 @	Boston	Boston Garden	13,909
	4/3	L	110-128 vs.	Boston	Xavier University Field House	3,498
	4/6	L	120-125 @	Boston	Boston Garden	13,909
	4/7	W	109-99 vs.	Boston	Cincinnati Gardens	7,745
	4/10	L	131-142 @	Boston	Boston Garden	13,909

1963-64 — CINCINNATI ROYALS — Runner-up Eastern Division (55-25)

Round	Date	W/L	Score	Opponent	Site	Att.
Eastern Division	3/22	W	127-102 vs.	Philadelphia	Cincinnati Gardens	6,238
Semifinals (3-2)	3/24	L	114-122 @	Philadelphia	Philadelphia Convention Hall	4,510
	3/25	W	101-89 vs.	Philadelphia	Cincinnati Gardens	7,171
	3/28	L	120-129 @	Philadelphia	Philadelphia Convention Hall	4,255
	3/29	W	130-124 vs.	Philadelphia	Cincinnati Gardens	7,913
Eastern Division	3/31	L	87-103 @	Boston	Boston Garden	13,909
Finals (1-4)	4/2	L	90-101 @	Boston	Boston Garden	13,909
	4/5	L	92-102 vs.	Boston	Cincinnati Gardens	11,850
	4/7	W	102-93 vs.	Boston	Cincinnati Gardens	2,300
	4/9	L	95-109 @	Boston	Boston Garden	13,909

1964-65 — CINCINNATI ROYALS — Runner-up Eastern Division (48-32)

Round	Date	W/L	Score	Opponent	Site	Att.
Eastern Division	3/24	L	117-119* vs.	Philadelphia	Cincinnati Gardens	6,422
Semifinals (1-3)	3/26	W	121-120 @	Philadelphia	Philadelphia Convention Hall	5,801
	3/28	L	94-108 vs.	Philadelphia	Cincinnati Gardens	6,289
	3/31	L	112-119 @	Philadelphia	Philadelphia Convention Hall	7,451

1965-66 — CINCINNATI ROYALS — Third Place Eastern Division (45-35)

Round	Date	W/L	Score	Opponent	Site	Att.
Eastern Division	3/23	W	107-103 @	Boston	Boston Garden	9,510
Semifinals (2-3)	3/26	L	125-132 vs.	Boston	Cincinnati Gardens	10,027
	3/27	W	113-107 @	Boston	Boston Garden	13,531
	3/30	L	103-120 vs.	Boston	Cincinnati Gardens	12,107
	4/1	L	103-112 @	Boston	Boston Garden	13,909

1966-67 — CINCINNATI ROYALS — Third Place Eastern Division (39-42)

Round	Date	W/L	Score	Opponent	Site	Att.
Eastern Division	3/21	W	120-116 @	Philadelphia	Philadelphia Convention Hall	5,097
Semifinals (1-3)	3/22	L	102-123 vs.	Philadelphia	Cincinnati Gardens	5,276
	3/24	L	106-121 @	Philadelphia	Philadelphia Convention Hall	8,987
	3/25	L	94-112 vs.	Philadelphia	Cincinnati Gardens	2,624

1974-75 — KANSAS CITY-OMAHA KINGS — Runner-up Midwest Division (44-38)

Round	Date	W/L	Score	Opponent	Site	Att.
Western Conf.	4/9	L	89-95 @	Chicago	Chicago Stadium	15,433
Semifinals (2-4)	4/13	W	102-95 vs.	Chicago	Kemper Memorial Arena	11,378
	4/16	L	90-93 @	Chicago	Chicago Stadium	18,347
	4/18	W	104-100* vs.	Chicago	Kemper Memorial Arena	14,945
	4/20	L	77-104 @	Chicago	Chicago Stadium	16,247
	4/23	L	89-101 vs.	Chicago	Kemper Memorial Arena	12,445

1978-79 — KANSAS CITY KINGS — Midwest Division Champions (48-34)

Round	Date	W/L	Score	Opponent	Site	Att.
Western Conf.	4/17	L	99-102 @	Phoenix	Phoenix Veterans Memorial Coliseum	12,660
Semifinals (1-4)	4/20	W	111-91 vs.	Phoenix	Kemper Memorial Arena	13,659
	4/22	L	93-108 @	Phoenix	Tempe Arizona State University	14,301
	4/25	L	94-108 vs.	Phoenix	Kemper Memorial Arena	13,124
	4/27	L	99-120 @	Phoenix	Phoenix Veterans Memorial Coliseum	12,660

1979-80 — KANSAS CITY KINGS — Runner-up Midwest Division (47-35)

Round	Date	W/L	Score	Opponent	Site	Att.
Western Conf.	4/2	L	93-96 @	Phoenix	Phoenix Veterans Memorial Coliseum	12,660
First Round (1-2)	4/4	W	106-96 vs.	Phoenix	Kemper Memorial Arena	9,637
	4/6	L	99-114 @	Phoenix	Phoenix Veterans Memorial Coliseum	11,306

FRANCHISE PLAYOFF HISTORY

1980-81 — KANSAS CITY KINGS — Runner Up Tie Midwest Division (40-42)

Round	Date	W/L	Score	Opponent	Site	Att.
Western Conf.	4/1	W	98-97*	@ Portland	Portland Memorial Coliseum	12,666
First Round (2-1)	4/3	L	119-124*	vs. Portland	Kemper Memorial Arena	11,088
	4/5	W	104-95	@ Portland	Portland Memorial Coliseum	12,666
Western Conf.	4/7	L	80-102	@ Phoenix	Phoenix Veterans Memorial Coliseum	12,660
Semifinals (4-3)	4/8	W	88-83	@ Phoenix	Phoenix Veterans Memorial Coliseum	12,660
	4/10	W	93-92	vs. Phoenix	Kemper Memorial Arena	13,776
	4/12	W	102-95	vs. Phoenix	Kemper Memorial Arena	11,089
	4/15	L	89-101	@ Phoenix	Phoenix Veterans Memorial Coliseum	12,660
	4/17	L	76-81	vs. Phoenix	Kemper Memorial Arena	15,232
	4/19	W	95-88	@ Phoenix	Phoenix Veterans Memorial Coliseum	12,660
Western Conf.	4/21	L	78-97	vs. Houston	Kemper Memorial Arena	13,885
Finals (1-4)	4/22	W	88-79	vs. Houston	Kemper Memorial Arena	14,326
	4/24	L	88-92	@ Houston	Houston Summit	16,121
	4/26	L	89-100	@ Houston	Houston Summit	16,121
	4/29	L	88-97	vs. Houston	Kemper Memorial Arena	14,640

1983-84 — KANSAS CITY KINGS — Third Place Tie Midwest Division (38-44)

Round	Date	W/L	Score	Opponent	Site	Att.
Western Conf.	4/18	L	105-116	@ Los Angeles	Los Angeles Forum	13,918
First Round (0-3)	4/20	L	102-109	@ Los Angeles	Los Angeles Forum	14,986
	4/22	L	102-108	vs. Los Angeles	Kemper Memorial Arena	7,261

1985-86 — SACRAMENTO KINGS — Fifth Place Midwest Division (37-45)

Round	Date	W/L	Score	Opponent	Site	Att.	Network
Western Conf.	4/17	L	87-107	@ Houston	Houston Summit	15,101	-----
First Round (0-3)	4/19	L	103-111	@ Houston	Houston Summit	16,016	WTBS
	4/22	L	98-113	vs. Houston	ARCO Arena I	10,333	WTBS

1995-96 — SACRAMENTO KINGS — Fifth Place Pacific Division (39-43)

Round	Date	W/L	Score	Opponent	Site	Att.	Network
Western Conf.	4/26	L	85-97	@ Seattle	KeyArena	17,072	TNT
First Round (1-3)	4/28	W	90-81	@ Seattle	KeyArena	17,072	TNT
	4/30	L	89-96	vs. Seattle	ARCO Arena	17,317	TNT
	5/2	L	87-101	vs. Seattle	ARCO Arena	17,317	TBS

1998-99 — SACRAMENTO KINGS — Third Place Tie Pacific Division (27-23)

Round	Date	W/L	Score	Opponent	Site	Att.	Network
Western Conf.	5/8	L	87-117	@ Utah	Delta Center	19,911	NBC
First Round (2-3)	5/10	W	101-90	@ Utah	Delta Center	19,911	TBS
	5/12	W	84-81*	vs. Utah	ARCO Arena	17,317	TNT
	5/14	L	89-90	vs. Utah	ARCO Arena	17,317	TNT
	5/16	L	92-99*	@ Utah	Delta Center	19,911	NBC

1999-00 — SACRAMENTO KINGS — Fifth Place Pacific Division (44-38)

Round	Date	W/L	Score	Opponent	Site	Att.	Network
Western Conf.	4/23	L	107-117	@ LA Lakers	STAPLES Center	18,997	NBC
First Round (2-3)	4/27	L	89-113	@ LA Lakers	STAPLES Center	18,997	TNT
	4/30	W	99-91	vs. LA Lakers	ARCO Arena	17,317	NBC
	5/2	W	101-88	vs. LA Lakers	ARCO Arena	17,317	TNT
	5/5	L	86-113	@ LA Lakers	STAPLES Center	18,997	TNT

2000-01 — SACRAMENTO KINGS — Second Place Pacific Division (55-27)

Round	Date	W/L	Score	Opponent	Site	Att.	Network
Western Conf.	4/22	L	83-86	vs. Phoenix	ARCO Arena	17,317	NBC
First Round (3-1)	4/25	W	116-90	vs. Phoenix	ARCO Arena	17,317	TNT
	4/27	W	104-96	@ Phoenix	America West Arena	19,023	NBC
	5/2	W	89-82	@ Phoenix	America West Arena	18,836	TNT
Western Conf.	5/6	L	105-108	@ LA Lakers	STAPLES Center	18,997	NBC
Semifinals (0-4)	5/8	L	90-96	@ LA Lakers	STAPLES Center	18,997	TBS
	5/11	L	81-103	vs. LA Lakers	ARCO Arena	17,317	TNT
	5/13	L	113-119	vs. LA Lakers	ARCO Arena	17,317	NBC

2001-02 — SACRAMENTO KINGS — First Place Pacific Division (61-21)

Round	Date	W/L	Score	Opponent	Site	Att.	Network
Western Conf.	4/20	W	89-86	vs. Utah	ARCO Arena	17,317	NBC
First Round (3-1)	4/23	L	86-93	vs. Utah	ARCO Arena	17,317	TBS
	4/27	W	90-87	@ Utah	Delta Center	19,911	NBC
	4/29	W	91-86	@ Utah	Delta Center	19,911	TNT
Western Conf.	5/4	W	108-91	vs. Dallas	ARCO Arena	17,317	NBC
Semifinals (4-1)	5/6	L	102-110	vs. Dallas	ARCO Arena	17,317	TNT
	5/9	W	125-119	@ Dallas	American Airlines Center	20,265	TNT
	5/11	W	115-113*	@ Dallas	American Airlines Center	20,274	NBC
	5/13	W	114-101	vs. Dallas	ARCO Arena	17,317	TNT

FRANCHISE PLAYOFF HISTORY

Round	Date	W/L	Score		Opponent	Site	Att.	Network
Western Conf.	5/18	L	99-106	vs.	LA Lakers	ARCO Arena	17,317	NBC
Finals (3-4)	5/20	W	96-90	vs.	LA Lakers	ARCO Arena	17,317	TNT
	5/24	W	103-90	@	LA Lakers	STAPLES Center	18,997	NBC
	5/26	L	99-100	@	LA Lakers	STAPLES Center	18,997	NBC
	5/28	W	92-91	vs.	LA Lakers	ARCO Arena	17,317	NBC
	5/31	L	102-106	@	LA Lakers	STAPLES Center	18,997	NBC
	6/2	L	106-112*	vs.	LA Lakers	ARCO Arena	17,317	NBC
2002-03 — SACRAMENTO KINGS — First Place Pacific Division (59-23)								
Round	Date	W/L	Score		Opponent	Site	Att.	Network
Western Conf.	4/19	W	96-90	vs.	Utah	ARCO Arena	17,317	TNT
First Round (4-1)	4/21	W	108-95	vs.	Utah	ARCO Arena	17,317	TNT
	4/26	L	104-107	@	Utah	Delta Center	19,911	ESPN
	4/28	W	99-82	@	Utah	Delta Center	19,911	TNT
	5/30	W	111-91	vs.	Utah	ARCO Arena	17,317	TNT
Western Conf.	5/6	W	124-113	@	Dallas	American Airlines Center	20,525	ESPN2
Semifinals (3-4)	5/8	L	110-132	@	Dallas	American Airlines Center	20,491	ESPN
	5/10	L	137-141+	vs.	Dallas	ARCO Arena	17,317	ESPN
	5/11	W	99-83	vs.	Dallas	ARCO Arena	17,317	TNT
	5/13	L	93-112	@	Dallas	American Airlines Center	20,556	TNT
	5/15	W	115-109	vs.	Dallas	ARCO Arena	17,317	ESPN
	5/17	L	99-112	@	Dallas	American Airlines Center	20,595	TNT
2003-04 — SACRAMENTO KINGS — Second Place Pacific Division (55-27)								
Round	Date	W/L	Score		Opponent	Site	Att.	Network
Western Conf.	4/18	W	116-105	vs.	Dallas	ARCO Arena	17,317	ABC
First Round (4-1)	4/20	W	83-79	vs.	Dallas	ARCO Arena	17,317	TNT
	4/24	L	79-104	@	Dallas	American Airlines Center	20,580	ESPN
	4/26	W	94-92	@	Dallas	American Airlines Center	20,677	TNT
	4/29	W	119-118	vs.	Dallas	ARCO Arena	17,317	TNT
Western Conf.	5/4	W	104-98	@	Minnesota	Target Center	18,792	TNT
Semifinals (3-4)	5/8	L	89-94	@	Minnesota	Target Center	19,599	TNT
	5/10	L	113-114*	vs.	Minnesota	ARCO Arena	17,317	TNT
	5/12	W	87-81	vs.	Minnesota	ARCO Arena	17,317	ESPN
	5/14	L	74-86	@	Minnesota	Target Center	19,818	TNT
	5/16	W	104-87	vs.	Minnesota	ARCO Arena	17,317	ABC
	5/19	L	80-83	@	Minnesota	Target Center	19,944	TNT
2004-05 — SACRAMENTO KINGS — Second Place Pacific Division (50-32)								
Round	Date	W/L	Score		Opponent	Site	Att.	Network
Western Conf.	4/23	L	82-87	@	Seattle	KeyArena	17,072	ESPN
First Round (1-4)	4/26	L	93-105	@	Seattle	KeyArena	17,072	TNT
	4/29	W	116-104	vs.	Seattle	ARCO Arena	17,317	ESPN
	5/1	L	102-115	vs.	Seattle	ARCO Arena	17,317	TNT
	5/3	L	118-122	@	Seattle	KeyArena	17,072	TNT
2005-06 — SACRAMENTO KINGS — Fourth Place Pacific Division (44-38)								
Round	Date	W/L	Score		Opponent	Site	Att.	Network
Western Conf.	4/22	L	88-122	@	San Antonio	AT&T Center	18,797	ESPN
First Round (2-4)	4/25	L	119-128*	@	San Antonio	AT&T Center	18,797	TNT
	4/28	W	94-93	vs.	San Antonio	ARCO Arena	17,317	ESPN2
	4/30	W	102-84	vs.	San Antonio	ARCO Arena	17,317	TNT
	5/2	L	98-109	@	San Antonio	AT&T Center	18,797	NBTV
	5/5	L	83-105	vs.	San Antonio	ARCO Arena	17,317	ESPN

* Denotes overtime period

+ Denotes double overtime

DID YOU KNOW ... The franchise record for consecutive playoff appearances is eight as the Kings qualified for the playoffs from 1998 to 2006. Since moving to Sacramento, the Kings have been to the NBA Playoffs 10 times.

FRANCHISE PLAYOFF RECORDS

KINGS-ROYALS INDIVIDUAL RECORDS

Most Points				
Game.....	43	Oscar Robertson	at Boston	Apr. 10, 1963
Game.....	43	Oscar Robertson	at Boston	Mar. 28, 1963
Half (2nd).....	29	Oscar Robertson	at Boston	Mar. 28, 1963
Quarter (3rd).....	17	Oscar Robertson	at Boston	Mar. 28, 1963
Most Field Goals				
Game.....	17	Oscar Robertson	at Boston	Mar. 28, 1963
Most Field Goal Attempts				
Game.....	32	Chris Webber	vs. Phoenix	Apr. 22, 2001
Most Free Throws				
Game.....	21	Oscar Robertson	at Boston	Apr. 10, 1963
Most Free Throw Attempts				
Game.....	22	Oscar Robertson	at Boston	Apr. 10, 1963
Most Rebounds				
Game.....	28	Jack Coleman	vs. New York	Apr. 8, 1951
Most Offensive Rebounds				
Game.....	10	Chris Webber	vs. Phoenix	Apr. 22, 2001
Most Defensive Rebounds				
Game.....	19	Sam Lacey	vs. Chicago	Apr. 13, 1975
Most Assists				
Game.....	18	Oscar Robertson	at Philadelphia	Mar. 29, 1964
Most Three-Point Field Goals				
Game.....	6	Mike Bibby	vs. Dallas	Apr. 29, 2004
Most Three-Point Field Goal Attempts				
Game.....	13	Peja Stojakovic	vs. Minnesota	May 10, 2004
Most Steals				
Game.....	6	Doug Christie	at Dallas	May 11, 2002
Game.....	6	Ernie Grunfeld	at Houston	Apr. 26, 1981
Game.....	6	Sam Lacey	at Houston	Apr. 24, 1981
Game.....	6	Bill Robinzine	vs. Phoenix	Apr. 20, 1979
Most Blocked Shots				
Game.....	7	Chris Webber	vs. LA Lakers	May 2, 2000
Most Turnovers				
Game.....	8	Sam Lacey	vs. Phoenix	Apr. 25, 1979

OPPONENT INDIVIDUAL RECORDS

Most Points				
Game.....	48	Kobe Bryant	vs. LA Lakers	May 13, 2001
Half (2nd).....	28	Kobe Bryant	vs. LA Lakers	May 13, 2001
Quarter (1st).....	18	Dirk Nowitzki	at Dallas	May 8, 2003
Most Field Goals				
Game.....	21	Shaquille O'Neal	at LA Lakers	Apr. 23, 2000
MOST FIELD GOAL ATTEMPTS				
Game.....	34	Moses Malone	at Houston	Apr. 26, 1981
Most Free Throws				
Game.....	17	Kobe Bryant	vs. LA Lakers	May 13, 2001
Game.....	17	George Mikan	vs. Minneapolis	Mar. 29, 1952
Most Free Throw Attempts				
Game.....	19	Kobe Bryant	vs. LA Lakers	May 13, 2001
Most Rebounds				
Game.....	35	Bill Russell	at Boston	Apr. 9, 1964
Most Offensive Rebounds				
Game.....	11	Shaquille O'Neal	at LA Lakers	May 6, 2001
Most Defensive Rebounds				
Game.....	20	Kevin Garnett	at Minnesota	May 19, 2004
Most Assists				
Game.....	19	Wilt Chamberlain	at Philadelphia	Mar. 24, 1967
Most Three-Point Field Goals				
Game.....	7	Sam Cassell	at Minnesota	May 4, 2004
Most Three-Point Field Goal Attempts				
Game.....	12	Michael Finley	at Dallas	May 8, 2003
Most Steals				
Game.....	6	Shawn Kemp	vs. Seattle	May 2, 1996
Game.....	6	Allen Leavell	vs. Houston	Apr. 21, 1981
Most Blocked Shots				
Game.....	7	Shaquille O'Neal	at LA Lakers	May 6, 2001
Most Turnovers				
Game.....	9	Steve Nash	at Dallas	May 11, 2002
Game.....	9	Shawn Kemp	at Seattle	Apr. 28, 1996

KINGS-ROYALS TEAM RECORDS

Most Points				
Game (2OT).....	137	vs. Dallas		May 10, 2003
Game.....	135	at Boston		Mar. 28, 1963
Half (2nd).....	74	at Boston		Mar. 28, 1963
Quarter (4th).....	44	vs. Syracuse		Mar. 21, 1963
Overtime.....	17	at Syracuse		Mar. 26, 1963
Fewest Points				
Game.....	55	at Minneapolis		Mar. 29, 1949
Half (2nd).....	20	at Minneapolis		Mar. 29, 1949
Quarter (4th).....	3	at Minneapolis		Mar. 29, 1949

FRANCHISE PLAYOFF RECORDS

Overtime.....	7	vs. Portland	Apr.3,1981
<hr/>			
Most Field Goals			
Game.....	53	vs. Philadelphia	Mar.29,1964
<hr/>			
Most Field Goal Attempts			
Game	118	at Philadelphia	Mar.24,1967
<hr/>			
Highest Field Goal Percentage			
Game550	at Dallas (44-80)	May6,2003
<hr/>			
Lowest Field Goal Percentage			
Game.....	.239	vs. Fort Wayne (17-71)	Mar.24,1953
<hr/>			
Most Free Throws			
Game.....	45	at Boston	Mar.27,1966
<hr/>			
Most Free Throw Attempts			
Game.....	54	at Boston	Mar.27,1966
<hr/>			
Most Rebounds			
Game.....	74	vs. Detroit	Mar.17,1962
<hr/>			
Most Offensive Rebounds			
Game.....	29	at Phoenix	Apr.27,1979
<hr/>			
Most Defensive Rebounds			
Game.....	44	at Dallas	Apr.26,2004
Game (2OT)	44	vs. Dallas	May10,2003
<hr/>			
Most Assists			
Game.....	35	at Portland	Apr.1,1981
<hr/>			
Most Three-Point Field Goals			
Game.....	11	vs. Dallas	Apr.29,2004
Game.....	11	vs. Dallas	Apr.18,2004
<hr/>			
Most Three-Point Field Goal Attempts			
Game (2OT)	26	vs. Dallas	May10,2003
Game.....	25	at Dallas	May17,2003
<hr/>			
Most Personal Fouls			
Game.....	40	at Fort Wayne	Mar.22,1953
<hr/>			
Most Steals			
Game.....	14	at Utah	Apr.28,2003
Game.....	14	at Phoenix	Apr.22,1979
Game.....	14	at Phoenix	Apr.17,1979
<hr/>			
Most Blocked Shots			
Game.....	10	at Dallas	May17,2003
<hr/>			
Most Turnovers			
Game.....	26	several times	
<hr/>			

FRANCHISE PLAYOFF RECORDS

OPPONENT TEAM RECORDS

Most Points

Game.....	142	at Boston	Apr.10,1963
Half (2nd).....	83	at Dallas	May 8,2003
Quarter (2nd).....	44	at Dallas	May 8,2003
Overtime.....	13	at Syracuse	Mar. 26,1963

Fewest Points

Game.....	64	at St. Louis	Mar. 3,1949
Game.....	64	vs. St. Louis	Mar. 2,1949
Half (1st).....	26	at St. Louis	Mar. 23,1949
Quarter (2nd).....	10	vs. Phoenix	Apr.22,2001
Quarter (3rd).....	10	at St. Louis	Mar.23,1949
Overtime.....	6	vs. Chicago	Apr.18,1975

Most Field Goals

Game (2OT)	53	vs. Dallas	May10,2003
Game.....	52	at Boston	Mar. 28,1963

Most Field Goal Attempts

Game.....	112	vs. Fort Wayne	Mar.20,1951
-----------	-----	----------------	-------------

Highest Field Goal Percentage

Game.....	.564	vs. Houston (44-78)	Apr.22,1986
-----------	------	---------------------	-------------

Lowest Field Goal Percentage

Game.....	.271	vs. New York (23-85)	Apr. 7,1951
-----------	------	----------------------	-------------

Most Free Throws

Game.....	40	at Boston	Apr.10,1963
-----------	----	-----------	-------------

Most Free Throw Attempts

Game.....	52	at Fort Wayne	Mar. 22, 1953
-----------	----	---------------	---------------

Most Rebounds

Game.....	80	at Detroit	Mar.15,1958
-----------	----	------------	-------------

Most Offensive Rebounds

Game.....	25	at LA Lakers	May26,2002
Game.....	25	at LA Lakers	Apr. 23,2000

Most Defensive Rebounds

Game.....	43	at Dallas	May13,2003
-----------	----	-----------	------------

Most Assists

Game.....	37	at Phoenix	Apr. 6,1980
-----------	----	------------	-------------

Most Three-Point Field Goals

Game (2OT)	19	vs. Dallas	May10,2003
Game.....	10	at Minnesota	May 4,2004
Game.....	10	at LA Lakers	May24,2002
Game.....	10	vs. Seattle	Apr.30,1996

Most Three-Point Field Goal Attempts

Game (2OT)	42	vs. Dallas	May10,2003
Game.....	31	at LA Lakers	May24,2002

Most Personal Fouls

Game.....	41	at Fort Wayne	Mar.22,1953
-----------	----	---------------	-------------

Most Steals

Game.....	19	at Dallas	Apr.24,2004
-----------	----	-----------	-------------

Most Blocked Shots

Game.....	13	at LA Lakers	Apr. 18,1984
-----------	----	--------------	--------------

Most Turnovers

Game.....	30	at Phoenix	Apr.22,1979
-----------	----	------------	-------------

FRANCHISE PLAYOFF RECORDS

OPPONENT TEAM RECORDS

Most Points

Game	142	at Boston	Apr. 10, 1963
Half (2nd).....	83	at Dallas	May 8, 2003
Quarter (2nd).....	44	at Dallas	May 8, 2003
Overtime.....	13	at Syracuse	Mar. 26, 1963

Fewest Points

Game	64	at St. Louis	Mar. 3, 1949
Game	64	vs. St. Louis	Mar. 2, 1949
Half (1st).....	26	at St. Louis	Mar. 23, 1949
Quarter (2nd).....	10	vs. Phoenix	Apr. 22, 2001
Quarter (3rd)	10	at St. Louis	Mar. 23, 1949
Overtime.....	6	vs. Chicago	Apr. 18, 1975

Most Field Goals

Game (2OT).....	53	vs. Dallas	May 10, 2003
Game	52	at Boston	Mar. 28, 1963

Most Field Goal Attempts

Game	112	vs. Fort Wayne	Mar. 20, 1951
------------	-----	----------------	---------------

Highest Field Goal Percentage

Game564	vs. Houston (44-78)	Apr. 22, 1986
------------	------	---------------------	---------------

Lowest Field Goal Percentage

Game271	vs. New York (23-85)	Apr. 7, 1951
------------	------	----------------------	--------------

Most Free Throws

Game	40	at Boston	Apr. 10, 1963
------------	----	-----------	---------------

Most Free Throw Attempts

Game	52	at Fort Wayne	Mar. 22, 1953
------------	----	---------------	---------------

Most Rebounds

Game	80	at Detroit	Mar. 15, 1958
------------	----	------------	---------------

Most Offensive Rebounds

Game	25	at LA Lakers	May 26, 2002
Game	25	at LA Lakers	Apr. 23, 2000

Most Defensive Rebounds

Game	14	at Utah	Apr. 28, 2003
Game	43	at Dallas	May 13, 2003

Most Assists

Game	37	at Phoenix	Apr. 6, 1980
------------	----	------------	--------------

Most Three-Point Field Goals

Game (2OT).....	19	vs. Dallas	May 10, 2003
Game	10	at Minnesota	May 4, 2004
Game	10	at LA Lakers	May 24, 2002
Game	10	vs. Seattle	Apr. 30, 1996

Most Three-Point Field Goal Attempts

Game (2OT).....	42	vs. Dallas	May 10, 2003
Game	31	at LA Lakers	May 24, 2002

Most Personal Fouls

Game	41	at Fort Wayne	Mar. 22, 1953
------------	----	---------------	---------------

Most Steals

Game	14	at Utah	Apr. 28, 2003
Game	19	at Dallas	Apr. 24, 2004

Most Blocked Shots

Game	13	at LA Lakers	Apr. 18, 1984
------------	----	--------------	---------------

Most Turnovers

Game	30	at Phoenix	Apr. 22, 1979
------------	----	------------	---------------

DID YOU KNOW ... Sacramento set a new franchise playoff record with 11 three-point field goals made versus Dallas in the first game of their 2004 NBA Playoff Western Conference First Round matchup (4/18/04). The Kings then matched that mark again in their series-clinching 119-118 win over Dallas (4/29/04).

FRANCHISE PLAYOFF STATISTICS

Highest Points-per-Game Average, Single Playoff Series

All-Time Franchise History

PPG	Points	Games	Series	Season	Team	Player
33.4	234	7	Division Finals	1962-63	Cincinnati	Oscar Robertson
31.8	159	5	Division Semifinals	1965-66	Cincinnati	Oscar Robertson
30.4	152	5	Division Semifinals	1963-64	Cincinnati	Oscar Robertson
29.4	147	5	Division Semifinals	1962-63	Cincinnati	Oscar Robertson
28.8	115	4	Division Semifinals	1961-62	Cincinnati	Oscar Robertson
28.2	141	5	Division Finals	1963-64	Cincinnati	Oscar Robertson
28.0	112	4	Division Semifinals	1964-65	Cincinnati	Oscar Robertson
27.5	55	2	Conference Semifinals	2002-03	Sacramento	Chris Webber
27.0	81	3	First Round	1980-81	Kansas City	Otis Birdsong
26.3	105	4	Conference Semifinals	2000-01	Sacramento	Chris Webber
26.0	52	2	Division Semifinals	1951-52	Rochester	Bob Davies
25.7	77	3	First Round	1980-81	Kansas City	Scott Wedman
25.2	126	5	Division Semifinals	1962-63	Cincinnati	Jack Twyman
25.2	126	5	Conference Semifinals	2001-02	Sacramento	Chris Webber

Highest Points-per-Game Average, Single Playoff Series

Sacramento Era (1985-86 to date)

PPG	Points	Games	Series	Season	Player
27.5	55	2	Conference Semifinals	2002-03	Chris Webber
26.3	105	4	Conference Semifinals	2000-01	Chris Webber
25.2	126	5	Conference Semifinals	2001-02	Chris Webber
24.4	122	5	First Round	1999-00	Chris Webber
24.4	122	5	First Round	2005-06	Bonzi Wells
24.3	170	7	Conference Finals	2001-02	Chris Webber
23.6	118	5	First Round	2003-04	Mike Bibby
23.4	164	7	Conference Semifinals	2002-03	Peja Stojakovic
23.3	93	4	First Round	2000-01	Peja Stojakovic
22.7	159	7	Conference Finals	2001-02	Mike Bibby
22.6	113	5	First Round	2002-03	Peja Stojakovic
22.2	111	5	First Round	2002-03	Chris Webber
22.0	110	5	First Round	2004-05	Peja Stojakovic

Most Points, Playoff Game, All-Time Franchise History

PTS	Player	Date	Opponent
43	Oscar Robertson	03/28/1963	Cincinnati at Boston
43	Oscar Robertson	04/10/1963	Cincinnati at Boston
41	Oscar Robertson	03/21/1963	Cincinnati vs Syracuse
40	Oscar Robertson	03/26/1965	Cincinnati at Philadelphia
39	Peja Stojakovic	05/10/2003	Sacramento vs Dallas (2OT)
38	Peja Stojakovic	05/03/2005	Sacramento at Seattle
38	Bonzi Wells	05/02/2006	Sacramento at San Antonio
37	Oscar Robertson	04/01/1966	Cincinnati at Boston
37	Mitch Richmond	04/28/1996	Sacramento at Seattle
37	Peja Stojakovic	05/02/2001	Sacramento at Phoenix

Most Points, Playoff Game Sacramento Era

PTS	Player	Date	Opponent
39	Peja Stojakovic	05/10/2003	Sacramento vs Dallas (2OT)
38	Peja Stojakovic	05/03/2005	Sacramento at Seattle
38	Bonzi Wells	05/02/2006	Sacramento at San Antonio
37	Mitch Richmond	04/28/1996	Sacramento at Seattle
37	Peja Stojakovic	05/02/2001	Sacramento at Phoenix
36	Mike Bibby	04/29/2004	Sacramento vs Dallas
35	Mike Bibby	05/03/2005	Sacramento at Seattle
34	Chris Webber	05/06/2001	Sacramento at L.A. Lakers
33	Eddie Johnson	04/22/1986	Sacramento vs Houston
33	Mike Bibby	05/04/2004	Sacramento at Minnesota

A GAME 7 THRILLER FOR THE NBA TITLE

The Sacramento Kings' lone franchise NBA World Championship came in 1951 when the then-Rochester Royals defeated the New York Knickerbockers in seven games. Following is the game story and box score of the Royals' thrilling 79-75 Game 7 victory over the Knickerbockers as it appeared in the New York Times.

By Leonard Koppett

ROCHESTER, N.Y., April 21 — Proving once again that free throws are more important than field goals, the Rochester Royals won the National Basketball Association championship before 4,200 spectators at the arena tonight by beating the New York Knickerbockers, 79 to 75, in the seventh game of the final play-off series. The Royals had won the first three games, the Knicks the next three.

Just how completely dependent Rochester's victory was on its foul line steadiness is clear in the chronology and statistics of the game. Bob Davies broke a 75-all tie with forty-four seconds to play when he sank two free throws after being fouled by Dick McGuire while driving to the basket; and in all, the Royals made twenty-nine out of thirty-seven free-throw attempts while New York sank only seventeen out of twenty-five. The Knicks had four more baskets, twenty-nine to twenty-five.

The fouls brought about New York's defeat in another way, too. Both its centers, Nat Clifton and Connie Simmons, fouled out in the last quarter, when the Knicks took the lead for the first time after trailing by as much as fourteen points in the first half. Meanwhile Arnie Risen, Rochester's center who took top-scoring honors with 24 points and scored the deciding basket before Davies made his free throws, committed his fourth foul twenty-two minutes before the game ended and played unpenalized the rest of the way.

Clifton, Simmons Foul Out

With Clifton and Simmons out, the Knicks were unable to control the jump balls that followed each foul in the last three minutes, so that their doom was really sealed when Risen made his last basket. New York was ahead, 74 to 72, when Simmons fouled out with two minutes left. Risen made the toss, then jumped against Ernie Vandeweghe and, when Rochester got possession, Arnie's hook shot put the Royals ahead, 75 to 74. Boryla tied it up a moment later but Rochester then froze the ball until Davies drove in.

Before the final minutes, the Knickerbockers' made another of their typical comebacks that marked their play all season long. The most "overtime" club in the league, they qualified for the final by coming from behind in their final game against Syracuse, and, after losing the first three to Rochester, trailed in each of the three games they won.

Tonight, trying to perform the ultimate in comebacks, they started by falling behind, 13 to 3. By the end of the first quarter they were up to 22 to 16, but a few minutes later Rochester led, 32 to 18. The Knicks battled back to within four points but trailed, 40 to 36, at halftime.

Knicks Finally Take Lead

In the third quarter they climbed to within three, then two, and were behind, 62 to 60, entering the last quarter. They finally achieved a 69-all tie midway through the period and took the lead for the first time, 71 to 70, with four minutes to go. Both times Gallatin converted under-the-basket feeds from McGuire.

McGuire added a foul half a minute later and the teams alternated free throws until Simmons fouled out against Risen. Rochester's final basket, with two seconds left, was a lay-up by Coleman after a successful freeze had settled matters.

Lou Eisenstein and Stan Stutz, the officials, charged the Knicks with thirty-two personals and the Royals with twenty-two. Splitting each team's total evenly between the two halves. Very few fouls were called against Rochester, however, in the play under the boards, where the Royals emerged with a 48-to-41 edge in rebounds. Clifton's fifth personal was particularly unfortunate for the Knicks, since it came while Rochester was holding the ball at mid-court. He was called for bumping Risen while moving into position. A minute and a half later he fouled out.

Coaches Voice No Complaints

No complaints were voiced about the officials, however, either by Knick coach, Joe Lapchick, or Rochester coach, Les Harrison, who, after Rochester's loss in New York Wednesday, found Eisenstein unsatisfactory and asked that he be replaced for tonight's game.

By their victory, the Royals earned \$7,500 to add to their previous winnings and wound up with \$13,250 in play-off money to divide up. The Knicks finished with \$2,500 less and the satisfaction-disappointment of one of basketball's greatest near-misses.

NEW YORK (75)								
Players	FG	FGA	FT	FTA	TP	PF	A	R
Boryla, F.....	6	13	4	4	16	3	2	7
Clifton, C	4	11	3	6	11	6	2	8
Gallatin, F.....	5	8	2	3	12	4	1	10
Lumpp, G.....	0	2	0	0	0	1	0	0
McGuire, G.....	1	1	2	2	4	5	4	4
Simmons, C.....	4	15	3	5	11	6	3	8
Vandeweghe, G.....	2	6	1	2	5	5	5	3
Zaslofsky, G.....	7	14	2	3	16	2	2	1
Totals.....	29	70	17	25	75	32	19	41
ROCHESTER (79)								
Players	FG	FGA	FT	FTA	TP	PF	A	R
Calhoun, F.....	0	0	0	0	0	0	1	1
Coleman, F.....	3	6	3	6	9	4	9	7
Davies, G	7	19	6	7	20	4	3	3
Holzman, G.....	1	1	0	0	2	0	0	0
Johnson, F.....	2	8	7	7	11	5	3	11
McNamee, C.....	0	1	0	0	0	2	0	2
Risen, C	7	19	10	14	24	4	2	13
Saul, G.....	0	0	0	0	0	0	1	0
Wanzer, G	5	11	3	3	13	3	3	11
Totals.....	25	65	29	37	79	22	22	48
New York	16		18	26	15	—	75	
Rochester.....	22		18	22	17	—	79	

Officials: Stan Stutz and Lou Eisenstein.



OPPONENTS

ATLANTA HAWKS



Team Address: 101 Marietta Street, Suite 1900, Atlanta, GA 30303

PF Address: Emory Sports Medicine Complex, 1968 Hawks Lane, Brookhaven, GA 30329

Phone: (404) 878-3800

Website: Hawks.com

Twitter: @ATLHawks;

PR Twitter: @HawksPR

COLORS:



Torch Red



Georgia Granite Gray



Volt Green

HOME COURT (CAPACITY):

State Farm Arena (21,000) - opened 1999

FOUNDED:

1949-50, Tri-Cities Blackhawks; 1951-52, Milwaukee Hawks; 1955-56, St. Louis Hawks; 1968-69, Atlanta Hawks

HEAD COACH: Nate McMillan (College - NC State)

ASSISTANT COACHES:

Joe Prunty (College - Cali. Polytechnic State University)

Mike Longabardi

Jamelle McMillan (College - Arizona State)

Matt Hill (College - Texas)

Nick Van Exel (College - Cincinnati)

COACHING ASSISTANT:

Dipesh Mistry (College -

DIRECTOR OF ATHLETIC PERFORMANCE AND

SPORTS MEDICINE:

Marty Lauzon

HEAD ATHLETIC TRAINER: Scottie Parker (College - Northwestern (MN))

HEAD STRENGTH & CONDITIONING COACH:

Mike Irr (College - North Carolina)

PRINCIPAL OWNER & CHAIR OF BOARD OF

DIRECTORS/NBA GOVERNOR: Tony Ressler

CEO: Steve Koonin

PRESIDENT OF BASKETBALL OPERATIONS Travis Schlenk

GENERAL MANAGER: Landry Fields

EXECUTIVE VICE PRESIDENT & CHIEF

COMMUNICATIONS OFFICER: Garin Narain

VICE PRESIDENT OF BASKETBALL

COMMUNICATIONS: Jon Steinberg

MANAGER OF BASKETBALL COMMUNICATIONS: Billy Hartman

RADIO: 92.9 The Game, Steve Holman, Mike Conti (pregame,halftime, postgame host)

TV: Bally Sports Southeast (cable), Bob Rathbun, Dominique Wilkins, Lauren Jbara

NBA TITLES WON: 1, 1957-58

ALL-TIME NBA REGULAR SEASON RECORD:

2850-2923 (.494)

2021-22 RECORD: 43-39 (2nd in Southeast)

2021-22 NBA PLAYOFFS RESULTS : Lost 4-1 to Miami in the First Round

ALL-TIME SERIES (73 YEARS)

	OVERALL	HOME	ROAD
Sac-Era	24-46	17-18	7-28
All-Time	159-162		

CURRENT STREAKS

	OVERALL	HOME	ROAD
Kings	L2	L1	L1

2022-23 SERIES SCHEDULE

DATE	SITE	TIME (PT)
11/23	Golden 1 Center	4:30 p.m.
1/4	State Farm Arena	7:00 p.m.

2021-22 VS. HAWKS (0-2)

DATE	SITE	RESULT
1/5	Golden 1 Center	L, 102-108
1/26	State Farm Arena	L, 104-121

SERIES FACTS

Last Home Win: 3/24/21 (110-108)

Last Road Win: 11/8/19 (121-109)

Last Home Loss: 1/5/22 (102-108)

Last Road Loss: 1/26/22 (104-121)

Biggest Win: 32 (99-67) vs. Mil., 2/26/52

Biggest Loss: 46 (80-126) @ Atl, 11/15/17

2021-22 SEASON SERIES (0-2) SACRAMENTO KINGS VS. ATLANTA

PLAYER	G-GS	MIN	FG-FGA	PCT	3FG-A	PCT	FT-FTA	PCT	OFF	DEF	TOT	AST	PF-DQ	STL	TO	BLK	PTS	AVG
Fox	1-1	38	12-23	.522	1-3	.333	5-7	.714	1	1	2	6	2-0	1	1	0	30	30.0
Barnes	2-2	66	10-24	.417	5-9	.556	11-12	.917	1	15	16	4	1-0	0	3	0	36	18.0
Haliburton	2-2	76	13-30	.433	6-13	.462	3-3	1.000	1	7	8	9	3-0	5	5	1	35	17.5
Holmes	1-1	28	6-11	.545	0-0	---	0-0	---	3	2	5	1	2-0	2	1	2	12	12.0
Mitchell	2-1	52	10-28	.357	4-13	.308	0-1	.000	1	1	2	8	5-0	0	3	0	24	12.0
Hield	2-0	59	6-20	.300	3-13	.231	4-5	.800	3	11	14	5	8-0	0	4	0	19	9.5
Bagley	2-2	45	6-18	.333	1-6	.167	2-2	1.000	6	10	16	1	5-0	0	2	0	15	7.5
Harkless	2-0	38	4-8	.500	2-5	.400	0-0	---	1	3	4	0	3-0	2	0	0	10	5.0
Ramsey	1-0	5	2-3	.667	1-2	.500	0-0	---	1	1	2	1	1-0	0	0	0	5	5.0
Jones	2-1	32	4-4	1.000	0-0	---	1-2	.500	1	3	4	2	8-0	0	1	0	9	4.5
Len	2-0	22	3-4	.750	0-1	.000	3-6	.500	0	8	8	1	1-0	1	3	0	9	4.5
King	1-0	7	1-6	.167	0-2	.000	0-1	.000	0	2	2	0	0-0	0	0	0	2	2.0
Queta	1-0	4	0-1	.000	0-0	---	0-0	---	0	0	0	0	0-0	0	0	0	0	0.0
Thompson	1-0	7	0-2	.000	0-0	---	0-0	---	0	4	4	0	1-0	1	0	1	0	0.0
Woodard	1-0	4	0-1	.000	0-0	---	0-0	---	1	1	2	0	0-0	0	0	0	0	0.0
KINGS	2-	480	77-183	.421	23-67	.343	29-39	.744	20	69	89	38	40-0	12	23	4	206	103.0
HAWKS	2-	480	87-176	.494	20-66	.303	35-47	.745	16	80	96	49	32-0	17	19	7	229	114.5

2021-22 SEASON SERIES (2-0) ATLANTA HAWKS VS. SACRAMENTO

PLAYER	G-GS	MIN	FG-FGA	PCT	3FG-FGA	PCT	FT-FTA	PCT	OFF	DEF	TOT	AST	PF-DQ	STL	TO	BLK	PTS	AVG
Bogdanovic	1-0	23	6-11	.545	3-8	.375	3-4	.750	0	3	3	7	3-0	1	1	0	18	18.0
Reddish	1-1	37	7-19	.368	2-7	.286	2-2	1.000	0	2	2	3	1-0	1	1	1	18	18.0
Young	1-1	25	7-18	.389	3-8	.375	0-0	---	1	2	3	10	0-0	4	4	0	17	17.0
Huerter	2-1	52	14- 26	.538	1-7	.143	4-7	.571	0	14	14	6	5-0	1	1	0	33	16.5
Okongwu	2-0	41	9-15	.600	0-0	---	6-7	.857	4	10	14	4	5-0	2	3	2	24	12.0
Gallinari	2-1	51	7-18	.389	2-10	.200	7-7	1.000	1	11	12	0	0-0	1	2	0	23	11.5
Wright	2-1	68	8-14	.571	0-3	.000	5-5	1.000	2	4	6	5	4-0	3	0	0	21	10.5
Capela	2-2	47	9-13	.692	0-0	---	1-4	.250	6	16	22	3	4-0	2	1	3	19	9.5
Collins	1-1	25	4-8	.500	0-4	.000	1-1	1.000	0	6	6	0	1-0	1	0	1	9	9.0
Hunter	1-1	17	4-5	.800	1-1	1.000	0-1	.000	0	1	1	0	4-0	0	1	0	9	9.0
Williams	2-0	38	6-14	.429	4-7	.571	2-2	1.000	1	3	4	7	1-0	0	1	0	18	9.0
Lumawu-Cabarot	2-1	40	4-9	.444	3-7	.429	3-5	.600	1	3	4	2	3-0	1	2	0	14	7.0
Johnson	1-0	4	1-2	.500	1-1	1.000	0-0	---	0	2	2	0	0-0	0	1	0	3	3.0
Dieng	1-0	4	1-2	.500	0-1	.000	0-0	---	0	1	1	0	0-0	0	0	0	2	2.0
Mays	1-0	5	0-0	---	0-0	---	1-2	.500	0	1	1	1	1-0	0	0	0	1	1.0
Knox II (TOT)	1-0	4	0-2	.000	0-2	.000	0-0	---	0	1	1	1	0-0	0	0	0	0	0.0
Knox II (ATL)	1-0	4	0-2	.000	0-2	.000	0-0	---	0	1	1	1	0-0	0	0	0	0	0.0
HAWKS	2-	480	87-176	.494	20-66	.303	35-47	.745	16	80	96	49	32-0	17	19	7	229	114.5
KINGS	2-	480	77-183	.421	23-67	.343	29-39	.744	20	69	89	38	40-0	12	23	4	206	103.0

ATLANTA HAWKS



DOMINIQUE WILKINS

KINGS VS HAWKS

DATE	W/L	H/A	SCORE	+/-
1/14/86	L	A	104-115	-11
2/13/86	L	H	114-123	-9
11/30/86	L	H	109-113	-4
12/12/86	L	A	120-130	-10
12/13/87	L	H	100-106	-6
2/16/87	W	A	118-115	+3
12/6/88	L	A	113-123	-10
3/16/89	L	H	103-119	-16
12/19/89	L	A	112-115	-3
1/16/90	W	H	108-91	+17
11/6/90	L	H	85-102	-17
2/25/91	L	A	88-96	-8
11/14/91	W	H	98-96	+2
11/20/91	L	A	104-116	-12
1/25/93	L	A	106-117	-11
2/11/93	W	H	116-105	+11
11/16/93	L	A	95-118	-23
3/31/94	L	H	102-106	-4
11/12/94	W	H	105-97	+8
2/27/95	L	A	99-118	-19
11/19/95	L	H	94-108	-14
1/9/96	L	A	88-104	-16
11/7/96	L	H	87-91	-4
3/29/97	L	A	74-88	-14
11/14/97	L	A	103-104	-1
12/14/97	L	H	89-93	-4
12/2/99	L	A	100-110	-10
2/23/00	L	H	94-100	-6
12/12/00	L	A	99-107	-8
2/20/01	W	H	94-80	+14
2/19/02	W	H	99-79	+20
3/31/02	W	A	92-91	+1
11/10/02	W	H	105-97	+8
1/24/03	L	A	104-115	-11

DATE	W/L	H/A	SCORE	+/-
12/19/03	W	A	98-86	+12
1/6/04	W	H	105-89	+16
1/7/05	W	A	100-97	+3
2/22/05	W	H	114-104	+10
2/12/06	W	H	109-84	+25
3/3/06	W	A	102-93	+9
12/10/06	W	H	117-92	+25
3/19/07	L	A	76-99	-23
2/20/08	W	H	119-107	+12
2/27/08	L	A	117-123	-6
2/18/09	L	H	100-105	-5
3/17/09	L	A	97-119	-22
11/4/09	L	H	105-113	-8
1/20/10	L	A	97-108	-11
1/4/11	L	H	102-108	-6
1/17/11	L	A	98-100	-2
3/11/12	L	H	99-106	-7
11/16/12	L	H	96-112	-16
2/22/13	L	A	108-122	-14
11/5/13	L	H	100-105	-5
12/18/13	L	A	107-124	-17
3/9/15	L	A	105-130	-25
3/16/15	L	H	103-110	-7
11/18/15	L	A	97-103	-6
1/21/16	W	H	91-88	+3
11/31/16	L	A	95-106	-11
2/10/17	W	H	108-107	1
11/15/17	L	A	80-126	-46
3/22/18	W	H	105-90	+15
11/1/18	W	A	146-115	+31
1/30/19	W	H	135-113	+22
11/8/19	W	A	121-109	+12
3/13/21	L	A	106-121	-15
3/24/21	W	H	110-108	+2
1/5/22	L	H	102-108	-6
1/26/22	L	A	104-121	-17

	OVR	HM	RD	NTL
49-68	99-90			
68-69	2-4	1-1	1-2	0-1
69-70	3-3	1-0	1-1	1-2
70-71	4-2	3-0	1-2	
71-72	3-3	2-1	1-2	
72-73	2-2	2-0	0-2	
73-74	3-1	1-1	2-0	
74-75	2-2	1-1	1-1	
75-76	2-2	2-0	0-2	
76-77	2-1	0-1	2-0	
77-78	1-2	1-1	0-1	
78-79	2-2	2-0	0-2	
79-80	2-0	1-0	1-0	
80-81	1-1	1-0	0-1	
81-82	1-1	1-0	0-1	
82-83	2-0	1-0	1-0	
83-84	2-0	1-0	1-0	
84-85	2-0	1-0	1-0	
85-86	0-2	0-1	0-1	
86-87	0-2	0-1	0-1	
87-88	1-1	0-1	1-0	
88-89	0-2	0-1	0-1	
89-90	1-1	1-0	0-1	
90-91	0-2	0-1	0-1	
91-92	1-1	1-0	0-1	
92-93	1-1	1-0	0-1	
93-94	0-2	0-1	0-1	

	OVR	HM	RD	NTL
94-95	1-1	1-0	0-1	
95-96	0-2	0-1	0-1	
96-97	0-2	0-1	0-1	
97-98	0-2	0-1	0-1	
98-99	0-0	0-0	0-0	
99-00	0-2	0-1	0-1	
00-01	1-1	1-0	0-1	
01-02	2-0	1-0	1-0	
02-03	1-1	1-0	0-1	
03-04	2-0	1-0	1-0	
04-05	2-0	1-0	1-0	
05-06	2-0	1-0	1-0	
06-07	1-1	1-0	0-1	
07-08	1-1	1-0	0-1	
08-09	0-2	0-1	0-1	
09-10	0-2	0-1	0-1	
10-11	0-2	0-1	0-1	
11-12	0-1	0-1	0-0	
12-13	0-2	0-1	0-1	
13-14	0-2	0-1	0-1	
14-15	0-2	0-1	0-1	
15-16	1-1	1-0	0-1	
16-17	1-1	1-0	0-1	
17-18	1-1	1-0	0-1	
18-19	2-0	1-0	1-0	
19-20	1-0	0-0	1-0	
20-21	1-1	1-0	0-1	
21-22	0-2	0-1	0-1	

BOSTON CELTICS



226 Causeway Street, 4th Floor
Boston, MA 02114

Phone: (617) 854-8000

Fax: (617) 854-8000

Website: Celtics.com

Twitter/Instagram: @celtics

COLORS:



Celtics
Green



Celtics
Gold



Celtics
Black



Celtics
Brown



Celtics
Beige



Celtics
White

HOME COURT (CAPACITY):

TD Garden (18,624) - opened 1995

FOUNDED: 1946-47, Boston Celtics

INTERIM HEAD COACH: Joe Mazzulla (College - West Virginia)

ASSISTANT COACHES:

Will Hardy (College - Williams College)

Damon Stoudamire (College - Arizona)

Ben Sullivan (College - Portland)

Aaron Miles (College - Kansas)

Tony Dobbins (College - Richmond)

SPECIAL ASSISTANT TO THE HEAD COACH:

Matt Reynolds (College - Syracuse)

Executive Director of Performance:

Phil Coles (College - Sydney)

ATHLETIC TRAINER:

Art Horne (College - Canisius College)

MANAGING PARTNER, GOVERNOR & CHIEF

EXECUTIVE OFFICER: Wyc Grousbeck

PRESIDENT: Rich Gotham

PRESIDENT OF BASKETBALL OPERATIONS:

Brad Stevens

SENIOR VICE PRESIDENT OF COMMUNICATIONS:

Christian Megliola

VICE PRESIDENT, MEDIA SERVICES/ALUMNI

RELATIONS: Jeff Twiss

SENIOR DIRECTOR OF PUBLIC RELATIONS:

Heather Walker

MEDIA SERVICES MANAGER:

ASSISTANT COMMUNICATIONS MANAGER: Brian Olive

Brandon Chinn

RADIO: 98.5 FM The Sports Hub, Sean Grande,

Cedric Maxwell

TV: NBC Sports Boston (cable), Mike Gorman,

Tom Heinsohn, Brian Scalabrine, Abby Chin

NBA TITLES WON: 17, last in 2007-08

ALL-TIME NBA REGULAR SEASON RECORD:

3513-2437 (.590)

2021-22 RECORD: 51-31 (1st in Atlantic)

2021-22 PLAYOFF RESULTS: Lost 4-2 to Golden State in the NBA Finals

ALL-TIME SERIES (74 YEARS)

	OVERALL	HOME	ROAD	NTL
Sac-Era	29-43	22-15	7-28	0-1
All-Time	119-188	75-68	33-102	

CURRENT STREAKS

	OVERALL	HOME	ROAD
Kings	L2	L1	L1

2022-23 SERIES SCHEDULE

DATE	SITE	TIME (PT)
11/25	Golden 1 Center	5:00 p.m.
3/21	TD Garden	7:00 p.m.

2021-22 VS. CELTICS (0-2)

DATE	SITE	RESULT
1/25	TD Garden	L, 75-128
3/18	Golden 1 Center	L, 97-126

SERIES FACTS

Last Home Win: 2/3/21 (116-111)

Last Road Win: 3/19/21 (107-96)

Last Home Loss: 3/18/22 (97-126)

Last Road Loss: 1/25/22 (75-128)

Biggest Win: 32 (95-63) vs. Bos., 11/13/48

Biggest Loss: 53 (75-128) vs. Bos., 1/25/22

2021-2022 SEASON SERIES (0-2) SACRAMENTO KINGS VS. BOSTON

PLAYER	G-GS	MIN	FG-FGA	PCT	3FG-A	PCT	FT-FTA	PCT	OFF	DEF	TOT	AST	PF-DQ	STL	TO	BLK	PTS	AVG
Sabonis (SAC)	1-1	37	12-20	.600	1-1	1.000	5-7	.714	6	14	20	5	3-0	1	4	1	30	30.0
Holiday (SAC)	1-1	41	7-13	.538	6-12	.500	1-3	.333	0	1	1	3	1-0	2	2	2	21	21.0
Lyles (SAC)	1-1	32	5-9	.556	3-5	.600	6-6	1.000	1	5	6	4	1-0	0	1	1	19	19.0
Hield	1-0	24	4-14	.286	3-9	.333	0-0	---	2	3	5	1	2-0	1	2	0	11	11.0
Metu	1-0	23	3-8	.375	2-5	.400	2-2	1.000	0	4	4	0	3-0	1	3	1	10	10.0
Holmes	1-1	24	4-6	.667	0-0	---	1-2	.500	1	8	9	0	1-0	0	0	0	9	9.0
Mitchell	2-1	65	8-29	.276	1-9	.111	1-2	.500	0	2	2	4	3-0	2	7	1	18	9.0
Davis	1-1	10	2-5	.400	1-2	.500	2-3	.667	0	2	2	1	0-0	0	0	0	7	7.0
Haliburton	1-1	27	2-9	.222	0-5	.000	3-3	1.000	3	2	5	7	1-0	1	2	1	7	7.0
Bagley	1-1	21	3-7	.429	0-1	.000	0-0	---	0	6	6	0	1-0	1	1	1	6	6.0
King	1-0	12	2-5	.400	1-2	.500	1-2	.500	0	1	1	1	2-0	0	0	0	6	6.0
Queta	1-0	8	3-4	.750	0-0	---	0-1	.000	1	1	2	0	2-0	0	0	2	6	6.0
Ramsey	1-0	15	3-7	.429	0-0	---	0-0	---	1	1	2	0	2-0	0	2	0	6	6.0
DiVincenzo (SAC)	1-0	30	0-6	.000	0-5	.000	3-4	.750	0	2	2	8	1-0	0	2	0	3	3.0
Jones	2-0	27	2-4	.500	0-1	.000	2-2	1.000	2	1	3	0	2-0	1	0	2	6	3.0
Barnes	2-2	54	1-17	.059	0-8	.000	2-2	1.000	3	3	6	3	1-0	0	0	0	4	2.0
Harkless	2-0	17	1-5	.200	1-2	.500	0-0	---	1	1	2	0	2-0	2	0	1	3	1.5
Jackson (SAC)	1-0	3	0-2	.000	0-1	.000	0-0	---	0	0	0	0	0-0	0	0	0	0	0.0
Woodard	1-0	12	0-4	.000	0-1	.000	0-0	---	2	2	4	1	0-0	0	0	1	0	0.0
KINGS	2-	480	62-174	.356	19-69	.275	29-39	.744	23	59	82	38	28-0	12	28	14	172	86.0
CELTICS	2-	480	97-185	.524	42-85	.494	18-24	.750	23	87	110	65	35-0	17	24	7	254	127.0

2021-2022 SEASON SERIES (2-0) BOSTON CELTICS VS. SACRAMENTO

PLAYER	G-GS	MIN	FG-FGA	PCT	3FG-A	PCT	FT-FTA	PCT	OFF	DEF	TOT	AST	PF-DQ	STL	TO	BLK	PTS	AVG
Tatum	2-2	65	26-39	.667	14-24	.583	2-3	.667	2	7	9	10	3-0	0	4	1	68	34.0
Brown	2-2	52	22-37	.595	8-17	.471	8-11	.727	1	12	13	3	5-0	2	2	0	60	30.0
Richardson	1-0	22	6-9	.667	2-4	.500	0-0	---	1	7	8	1	2-0	0	2	1	14	14.0
Pritchard	2-0	30	9-13	.692	5-7	.714	0-0	---	1	5	6	11	0-0	2	0	0	23	11.5
Nesmith	1-0	19	4-8	.500	1-4	.250	1-1	1.000	1	3	4	0	2-0	0	0	0	10	10.0
R. Williams	2-2	46	8-11	.727	0-0	---	1-1	1.000	8	13	21	5	3-0	3	1	3	17	8.5
G. Williams	2-0	52	5-12	.417	4-8	.500	1-2	.500	2	4	6	6	6-0	0	1	1	15	7.5
Theis (TOT)	2-0	29	4-8	.500	1-4	.250	2-2	1.000	2	5	7	2	6-0	2	3	1	11	5.5
White (TOT)	3-2	85	5-22	.227	1-10	.100	3-3	1.000	2	5	7	13	7-0	4	5	2	14	4.7
Horford	2-2	44	4-18	.222	1-3	.333	0-0	---	4	13	17	4	2-0	1	1	1	9	4.5
Smart	2-2	51	3-12	.250	2-6	.333	1-2	.500	1	6	7	15	2-0	5	4	0	9	4.5
Fitts (TOT)	1-0	2	1-1	1.000	1-1	1.000	0-0	---	0	1	1	0	0-0	0	0	0	3	3.0
Hauser	1-0	3	1-1	1.000	1-1	1.000	0-0	---	0	2	2	0	0-0	0	1	0	3	3.0
Langford	1-0	9	1-3	.333	1-1	1.000	0-0	---	0	1	1	1	0-0	0	0	0	3	3.0
Stauskas (TOT)	2-0	15	2-5	.400	1-2	.500	0-0	---	1	0	1	0	0-0	0	0	0	5	2.5
Schroder	1-0	16	1-5	.200	0-1	.000	0-0	---	0	4	4	2	1-0	1	1	0	2	2.0
Freedom	1-0	12	0-2	.000	0-0	---	0-0	---	1	3	4	0	1-0	0	2	0	0	0.0
Martin (TOT)	1-0	4	0-1	.000	0-1	.000	0-0	---	0	0	0	0	0-0	0	0	0	0	0.0
CELTICS	2-	480	97-185	.524	42-85	.494	18-24	.750	23	87	110	65	35-0	17	24	7	254	127.0
KINGS	2-	480	62-174	.356	19-69	.275	29-39	.744	23	59	82	38	28-0	12	28	14	172	86.0



BILL RUSSELL

KINGS VS CELTICS

DATE	W/L	H/A	SCORE	+/-	DATE	W/L	H/A	SCORE	+/-
12/11/85	L	A	101-118	-17	11/9/03	L	A	82-91	-9
2/11/86	W	H	105-100	+5	2/17/04	W	H	127-111	+16
12/29/86	L	H	102-119	-17	12/5/04	W	H	119-105	+14
1/9/87	L	A	99-109	-10	2/13/05	W	A	104-100	+4
12/27/87	L	H	102-114	-12	12/30/05	W	H	116-112	+4
1/15/88	L	A	86-122	-36	1/27/06	L	A	74-84	-10
1/27/89	L	A	116-128	-12	1/19/07	W	A	96-91	+5
2/22/89	L	H	91-99	-8	2/20/07	W	H	104-101	+3
12/27/89	L	H	112-115 ^{OT}	-3	12/12/07	L	A	78-90	-12
2/4/90	L	A	89-121	-32	12/26/07	L	H	69-89	-20
11/23/90	L	A	105-115	-10	12/28/08	L	H	63-108	-45
3/12/91	L	H	95-110	-15	1/28/09	L	A	100-119	-19
11/12/91	L	H	103-126	-23	2/16/10	L	H	92-95	-3
1/6/92	L	A	108-110	-2	3/26/10	L	A	86-94	-8
12/27/92	W	H	118-102	+16	1/12/11	L	A	95-119	-24
3/29/93	L	A	89-110	-21	2/1/11	L	H	90-95	-5
12/8/93	L	A	115-129	-14	3/16/12	W	H	120-95	+25
2/22/94	W	H	95-93	+2	12/30/12	W	H	118-96	+22
1/15/95	L	A	97-87	-1	1/30/13	L	A	81-99	-18
2/14/95	W	H	108-101	+7	2/7/14	L	A	89-99	-10
1/10/96	L	A	104-113	-9	2/22/14	W	H	105-98	+7
2/16/96	L	H	102-130	-28	12/31/14	L	A	84-106	-22
12/28/96	W	H	126-96	+30	2/20/15	W	H	109-101	+8
2/26/97	W	A	111-105	+6	12/3/15	L	N*	97-114	-17
2/17/98	W	H	102-99	+3	2/7/16	L	A	119-128	-9
2/25/98	L	A	94-111	-17	* Mexico City (SAC was home team)				
2/16/99	W	H	101-98	+3	12/2/16	L	A	92-97	-5
12/28/99	W	H	114-101	+13	2/8/17	W	H	108-92	+16
1/7/00	L	A	93-101	-8	11/1/17	L	A	86-113	-27
12/15/00	W	A	104-81	+23	3/25/18	L	H	93-104	-11
1/17/01	W	H	111-106	+5	3/6/19	L	H	1109-111	-2
12/30/01	W	H	109-94	+15	3/14/19	L	A	120-126	-6
2/6/02	W	A	102-85	+17	11/17/19	W	H	100-99	+1
2/20/03	W	H	105-83	+22	11/25/19	L	A	102-103	-1
4/4/03	W	A	93-92	+1	2/3/21	W	H	116-111	+15
					3/19/21	W	A	107-96	+11
					1/25/22	L	A	75-128	-53
					3/18/22	L	H	97-126	-29

OVR HM RD NTL

48-72	75-120		
72-73	1-3	0-2	1-1
73-74	1-3	1-1	0-2
74-75	2-2	1-1	1-1
75-76	2-2	2-0	0-2
76-77	1-3	1-1	0-2
77-78	2-2	2-0	0-2
78-79	3-1	1-1	2-0
79-80	1-1	1-0	0-1
80-81	1-1	1-0	0-1
81-82	0-2	0-1	0-1
82-83	1-1	1-0	0-1
83-84	0-2	0-1	0-1
84-85	0-2	0-1	0-1
85-86	1-1	1-0	0-1
86-87	0-2	0-1	0-1
87-88	0-2	0-1	0-1
88-89	0-2	0-1	0-1
89-90	0-2	0-1	0-1
90-91	0-2	0-1	0-1
91-92	0-2	0-1	0-1
92-93	1-1	1-0	0-1
93-94	1-1	1-0	0-1
94-95	1-1	1-0	0-1
95-96	0-2	0-1	0-1
96-97	2-0	1-0	1-0
97-98	1-1	1-0	0-1
98-99	1-0	1-0	0-0
99-00	1-1	1-0	0-1
00-01	2-0	1-0	1-0
01-02	2-0	1-0	1-0
02-03	2-0	1-0	1-0
03-04	1-1	1-0	0-1
04-05	2-0	1-0	1-0
05-06	1-1	1-0	0-1
06-07	2-0	1-0	1-0
07-08	0-2	0-1	0-1
08-09	0-2	0-1	0-1
09-10	0-2	0-1	0-1
10-11	0-2	0-1	0-1
11-12	1-0	1-0	0-0
12-13	1-1	1-0	0-1
13-14	1-1	1-0	0-1
14-15	1-1	1-0	0-1
15-16	0-2	0-0	0-1
16-17	1-1	1-0	0-1
17-18	0-2	0-1	0-1
18-19	0-2	0-1	0-1
19-20	1-1	1-0	0-1
20-21	2-0	1-0	1-0
21-22	0-2	0-1	0-1

0-1

BROOKLYN NETS



168 39th St, 7th Floor, Brooklyn,
NY 11232

PF Address: HSS Training
Center, 168 39th St, 8th Floor,
Brooklyn, NY 11232

Phone: (718) 933-3000

Business Phone: (718) 215-2299

Website: brooklynnets.com

Twitter/Instagram: @brooklynnets

COLORS:



Nets
Black



Nets
White

HOME COURT (CAPACITY):

Barclays Center (17,732) - opened 2012

FOUNDED: 1967-68, New Jersey
Americans; 1968-69, New York Nets;
1977-78, New Jersey Nets, Former
member of ABA; 2012-13, Brooklyn
Nets

HEAD COACH: Steve Nash (College - Santa Clara)

ASSISTANT COACHES:

Jacque Vaughn (College - Kansas)

Igor Kokoskov (College - Belgrade)

Brian Keefe (College - UC Irvine)

Adam Caporn (College - Saint Mary's)

Ryan Forehan-Kelly (College - California)

Tiago Splitter

Trevor Hendry (College - Clark)

Royal Ivey (College - Texas)

DIRECTOR OF SPORTS MEDICINE:

Les Gelis (College - La Trobe)

DIRECTOR OF SPORTS SCIENCE:

Dan Meehan (College - University of Melbourne)

HEAD ATHLETIC TRAINER/PHYSICAL THERAPIST:

Jonathan Filipe

DIRECTOR OF PERFORMANCE REHABILITATION:

Stefania Rizzo (College - University of Western Ontario)

HEAD STRENGTH AND CONDITIONING COACH:

Daniel Jones

PHYSICAL PERFORMANCE COACH:

Chris Miller

GOVERNOR: Joseph Tsai

ALTERNATE GOVERNOR: Oliver Weisberg

ALTERNATE GOVERNOR & CHIEF EXECUTIVE

OFFICER: Sam Zussman

ALTERNATE GOVERNOR & GENERAL MANAGER:

Sean Marks

ASSISTANT GENERAL MANAGER: Jeff Peterson

ASSISTANT GENERAL MANAGER: Andy Birdsong

SR. DIRECTOR OF PUBLIC RELATIONS: Aaron Harris

ASSOCIATE DIRECTOR OF PUBLIC RELATIONS: Eli
Pearlstein

MANAGER OF PUBLIC RELATIONS: Megan Walsh

COORDINATOR OF PUBLIC RELATIONS: Daniel Loftus

TV: YES Network, Ian Eagle, Ryan Ruocco, Sarah

Kustok, Richard Jefferson, Meghan Triplett

Radio: WFAN (660 AM/101.9 FM), Chris Carrino, Tim

Capstraw

NBA TITLES WON: None

ALL-TIME NBA REGULAR SEASON RECORD:

1577-2127 (.426)

2021-22 RECORD: 44-38 (4th in Atlantic)

2021-22 PLAYOFF RESULTS: Lost 0-4 to
Boston in the First round

ALL-TIME SERIES (46 YEARS)

	OVERALL	HOME	ROAD
Sac-Era	32-37	23-11	9-26
All-Time	50-43	34-12	16-31

CURRENT STREAKS

	OVERALL	HOME	ROAD
Kings	L1	W1	L1

2022-23 SERIES SCHEDULE

DATE	SITE	TIME (PT)
11/15	Barclays Center	7:00 p.m.
3/16	Golden 1 Center	4:30 p.m.

2021-22 VS. NETS (1-1)

DATE	SITE	RESULT
2/2	Golden 1 Center	W, 112-101
2/14	Barclays Center	L, 109-85

SERIES FACTS

Last Home Win: 2/2/22 (112-101)

Last Road Win: 12/20/17 (104-99)

Last Home Loss: 2/15/21 (125-136)

Last Road Loss: 2/14/22 (109-85)

Biggest Win: 36 (118-82) @ NJ, 1/9/03

Biggest Loss: 34 (83-117) @ NJ, 2/4/02

2021-2022 SEASON SERIES (1-1) SACRAMENTO KINGS VS. BROOKLYN

PLAYER	G-GS	MIN	FG-FGA	PCT	3FG-A	PCT	FT-FTA	PCT	OFF	DEF	TOT	AST	PF-DQ	STL	TO	BLK	PTS	AVG
Fox	1-1	33	9-18	.500	2-5	.400	6-7	.857	1	1	2	3	3-0	0	2	0	26	26.0
Sabonis (SAC)	1-1	26	4-11	.364	0-2	.000	1-3	.333	1	8	9	2	3-0	1	3	1	9	9.0
Hield	1-0	27	7-16	.438	3-9	.333	1-1	1.000	1	0	1	0	0-0	0	2	0	18	18.0
Mitchell	2-1	61	13-33	.394	5-14	.357	0-0	---	1	6	7	3	2-0	2	4	1	31	15.5
Barnes	2-2	59	9-18	.500	3-8	.375	4-4	1.000	5	9	14	6	4-0	1	5	0	25	12.5
DiVincenzo (SAC)	1-0	27	4-11	.364	2-6	.333	2-2	1.000	0	8	8	2	1-0	5	1	0	12	12.0
Haliburton	1-1	40	5-15	.333	1-6	.167	1-1	1.000	0	2	2	11	0-0	4	0	0	12	12.0
Jones	1-0	27	4-5	.800	0-0	---	4-5	.800	4	4	8	0	3-0	0	1	2	12	12.0
Metu	2-0	43	4-15	.267	3-10	.300	7-7	1.000	4	12	16	2	2-0	1	2	2	18	9.0
Holiday (SAC)	1-1	32	3-12	.250	1-6	.167	0-0	---	2	0	2	2	2-0	0	0	1	7	7.0
Holmes	2-1	43	5-14	.357	0-1	.000	3-4	.750	4	11	15	1	3-0	1	4	2	13	6.5
Harkless	2-2	52	4-12	.333	2-7	.286	1-2	.500	3	3	6	2	6-0	1	3	2	11	5.5
Jackson (SAC)	1-0	3	0-2	.000	0-2	.000	0-0	---	0	0	0	0	1-0	0	1	0	0	0.0
Lyles (SAC)	1-0	3	0-0	---	0-0	---	0-0	---	0	1	1	0	1-0	0	1	0	0	0.0
King	1-0	4	1-1	1.000	1-1	1.000	0-0	---	0	0	0	1	1-0	0	0	0	3	3.0
KINGS	2	480	72-183	.393	23-77	.299	30-36	.833	26	65	91	35	32-0	16	32	11	197	98.5
NETS	2	480	84-168	.500	17-51	.333	25-29	.862	16	73	89	47	38-0	14	31	17	210	105.0

2021-2022 SEASON SERIES (1-1) BROOKLYN NETS VS. SACRAMENTO

PLAYER	G-GS	MIN	FG-FGA	PCT	3FG-A	PCT	FT-FTA	PCT	OFF	DEF	TOT	AST	PF-DQ	STL	TO	BLK	PTS	AVG
Claxton	1-1	29	9-11	.818	0-0	---	5-7	.714	6	5	11	1	3-0	1	0	5	23	23.0
Aldridge	1-0	19	8-11	.727	0-0	---	3-3	1.000	2	6	8	0	3-0	0	5	1	19	19.0
Curry (BRK)	1-1	32	10-18	.556	3-8	.375	0-0	---	0	7	7	5	3-0	0	4	0	23	23.0
Irving	1-1	37	5-15	.333	2-5	.400	2-2	1.000	0	3	3	1	1-0	1	4	2	14	14.0
J. Johnson	2-0	49	10-15	.667	1-3	.333	1-2	.500	1	6	7	3	7-0	1	1	2	22	11.0
Mills	2-2	63	8-23	.348	6-15	.400	0-0	---	0	5	5	6	2-0	3	3	0	22	11.0
Thomas	2-0	45	7-14	.500	0-1	.000	8-8	1.000	0	7	7	3	4-0	0	0	1	22	11.0
Brown	2-1	48	9-14	.643	1-2	.500	2-2	1.000	0	7	7	7	2-0	5	0	3	21	10.5
Drummond (BRK)	1-1	24	4-7	.571	0-0	---	3-4	.750	3	6	9	4	5-0	2	2	1	11	11.0
Edwards	2-2	44	4-12	.333	2-6	.333	0-0	---	1	8	9	0	3-0	0	4	0	10	5.0
Griffin	2-0	21	4-8	.500	0-1	.000	1-1	1.000	3	1	4	3	2-0	1	0	0	9	4.5
Harden	1-1	37	2-11	.182	0-5	.000	0-0	---	0	7	7	12	3-0	0	6	1	4	4.0
Carter	1-0	17	1-6	.167	1-4	.250	0-0	---	0	2	2	2	0-0	0	0	0	3	3.0
Duke	1-0	2	1-1	1.000	1-1	1.000	0-0	---	0	1	1	0	0-0	0	0	0	3	3.0
Bembry	1-0	10	1-1	1.000	0-0	---	0-0	---	0	2	2	0	0-0	0	0	1	2	2.0
Sharpe	1-0	2	1-1	1.000	0-0	---	0-0	---	0	0	0	0	0-0	0	0	0	2	2.0
NETS	2	480	84-168	.500	17-51	.333	25-29	.862	16	73	89	47	38-0	14	31	17	210	105.0
KINGS	2	480	72-183	.393	23-77	.299	30-36	.833	26	65	91	35	32-0	16	32	11	197	98.5



DARRYL DAWKINS

KINGS VS NETS

DATE	W/L	H/A	SCORE	+/-	DATE	W/L	H/A	SCORE	+/-
11/24/85	L	H	103-118	-15	1/25/05	W	H	113-93	+20
12/10/85	L	A	100-106	-6	2/16/05	L	A	85-96	-11
12/9/86	W	A	120-107	+13	11/23/05	W	H	114-105	+9
1/27/87	W	H	118-115	+3	3/6/06	W	A	109-84	+25
11/26/87	W	H	110-102	+8	1/22/07	W	H	88-87	+1
1/14/88	L	A	87-90	-3	2/23/07	L	A	96-109	-13
11/26/88	L	H	97-98	-1	12/18/07	W	A	106-101	+5
1/26/89	W	A	112-109	+3	1/22/08	W	H	128-94	+34
11/25/89	W	H	112-98	+14	11/26/08	L	H	114-116 ^{OT}	-2
3/5/90	L	A	111-128	-17	1/5/09	L	A	90-98	-8
1/28/91	W	H	101-83	+18	11/27/09	W	H	109-96	+13
2/19/91	L	A	83-97	-14	3/24/10	L	A	79-93	-14
11/19/91	L	A	118-122	-4	10/29/10	L	A	100-106	-6
1/28/92	W	H	124-118	+6	11/19/10	W	H	86-81	+5
11/28/92	L	H	89-94	-5	3/31/12	L	H	99-111	-12
12/20/92	W	A	98-104	-6	11/18/12	L	H	90-99	-9
11/14/93	L	A	102-132	-30	1/5/13	L	A	93-113	-20
3/16/94	W	H	132-111	+21	11/13/13	W	H	107-86	+21
11/23/94	L	H	98-103	-5	3/9/14	L	A	89-104	-15
12/3/94	W	A	94-89	+5	12/29/14	L	A	99-107	-8
11/11/95	L	A	84-86	-2	1/21/15	L	H	100-103	-3
11/26/95	W	H	99-92	+7	11/13/15	W	H	111-109	+2
2/25/97	L	A	90-97	-7	2/5/16	L	A	119-128	-9
3/3/97	W	H	108-95	+13	11/27/16	W	A	122-105	+17
11/30/97	L	H	73-87	-14	3/1/17	L	H	100-109	-9
2/26/98	L	A	99-102	-3	12/20/17	W	A	104-99	+5
11/23/99	W	H	105-92	+13	3/1/18	W	H	116-111 ^{OT}	+5
12/6/99	L	A	95-109	-14	1/21/19	L	A	94-123	-29
12/17/00	W	A	95-79	+16	3/19/19	L	H	121-123	-2
1/23/01	W	H	130-104	+26	11/22/19	L	A	97-116	-19
11/24/01	W	H	98-97	+1	8/7/20	L	A	106-119	-13
2/04/02	L	A	83-117	-34	2/15/21	L	A	125-136	-11
1/09/03	W	A	118-82	+36	2/23/21	L	H	118-127	-9
1/21/03	W	H	109-102	+7	2/2/22	W	H	112-101	+11
11/30/03	W	H	105-92	+13	2/14/22	L	A	109-85	-24
3/16/04	L	A	77-94	-17					


	OVR	HM	RD
76-77	4-0	2-0	2-0
77-78	2-2	1-1	1-1
78-79	3-1	2-0	1-1
79-80	1-1	1-0	0-1
80-81	2-0	1-0	1-0
81-82	1-1	1-0	0-1
82-83	1-1	1-0	0-1
83-84	2-0	1-0	1-0
84-85	2-0	1-0	1-0
85-86	0-2	0-1	0-1
86-87	2-0	1-0	1-0
87-88	1-1	1-0	0-1
88-89	1-1	0-1	1-0
89-90	1-1	1-0	0-1
90-91	1-1	1-0	0-1
91-92	1-1	1-0	0-1
92-93	0-2	0-1	0-1
93-94	1-1	1-0	0-1
94-95	1-1	0-1	1-0
95-96	1-1	1-0	0-1
96-97	1-1	1-0	0-1
97-98	0-2	0-1	0-1
98-99	0-0	0-0	0-0
99-00	1-1	1-0	0-1
00-01	2-0	1-0	1-0
01-02	1-1	1-0	0-1
02-03	2-0	1-0	1-0
03-04	1-1	1-0	0-1
04-05	1-1	1-0	0-1
05-06	2-0	1-0	1-0
06-07	1-1	1-0	0-1
07-08	2-0	1-0	1-0
08-09	0-2	0-1	0-1
09-10	1-1	1-0	0-1
10-11	1-1	1-0	0-1
11-12	0-1	0-1	0-0
12-13	0-2	0-1	0-1
13-14	1-1	1-0	0-1
14-15	0-2	0-1	0-1
15-16	1-1	1-0	0-1
16-17	1-1	0-1	1-0
17-18	2-0	1-0	1-0
18-19	0-2	0-1	0-1
19-20	0-2	0-0	0-2
20-21	0-2	0-1	0-1
21-22	1-1	1-0	0-1

CHARLOTTE HORNETS



333 East Trade Street,
Charlotte, NC 28202
Phone: (704) 688-8600
Website: Hornets.com
Twitter/Instagram: @hornets

COLORS:



HOME COURT (CAPACITY):

Spectrum Center [19,077] - opened 2005

FOUNDED: 1988-89 expansion team,
2002-03 New Orleans Hornets;
2004-05 expansion team, Charlotte Bobcats; 2014-15 Charlotte Hornets

HEAD COACH:

Steve Clifford (College - Maine Farmington)

ASSISTANT COACHES:

Tyrone Corbin (College - DePaul)
Bob Beyer (College Alfred)
Marlon Garnett (College - Santa Clara)
Jay Hernandez (College - Hofstra)
Rex Walters (College - Kansas)
Nick Friedman (College - Miami)

Norman Richards

Bruce Kreutzer (College - New Paltz)

DIRECTOR OF HEALTHCARE & SPORTS

PERFORMANCE:

Joe Sharpe (College - Old Dominion)

ASSOCIATE HEAD ATHLETIC TRAINER:

Quinton Sawyer (College - North Carolina)
ASSISTANT ATHLETIC TRAINER: Nina Hsieh
(College - AT Stills)

CHAIRMAN: Michael Jordan

MANAGING PARTNER: Curtis Polk

PRESIDENT, VICE CHAIRMAN & ALTERNATE

GOVERNOR: Fred Whitfield

PRESIDENT OF BASKETBALL OPERATIONS & GM:

Mitch Kupchak

SVP, BASKETBALL OPERATIONS & ASSISTANT

GENERAL MANAGER: Buzz Peterson

CHIEF COMMUNICATIONS OFFICER: Mike Cristaldi

SENIOR DIRECTOR OF CORPORATE

COMMUNICATIONS: Josh Rosen

DIRECTOR OF BASKETBALL COMMUNICATIONS:

Brian Travis

SR. MANAGER OF BASKETBALL

COMMUNICATIONS: Maggie Yang

RADIO: WFNZ 92.7 FM, Sam Farber

TV: Bally Sports Southeast, Eric Collins, Dell Curry,
Ashley ShahAhmadi

NBA TITLES WON: None

ALL-TIME NBA REGULAR SEASON RECORD:

1126-1423 (.442)

2021-22 RECORD: 43-39 (3rd in Southeast)

2021-22 PLAYOFF RESULTS: Did not qualify

ALL-TIME SERIES (32 YEARS)

	OVERALL	HOME	ROAD
Sac-Era	28-36	18-14	10-22
All-Time	28-36	18-14	10-22

CURRENT STREAKS

	OVERALL	HOME	ROAD
Kings	L1	W1	L1

2022-23 SERIES SCHEDULE

DATE	SITE	TIME (PT)
10/31	Golden 1 Center	4:00 p.m.
12/19	Spectrum Center	7:00 p.m.

2021-22 VS. HORNETS (1-1)

DATE	SITE	RESULT
11/5	Golden 1 Center	W, 140-110
12/10	Spectrum Center	L, 124-123

SERIES FACTS

Last Home Win: 11/5/21 (140-110)
Last Road Win: 1/28/17 (109-106)
Last Home Loss: 2/28/21 (126-127)
Last Road Loss: 12/10/21 (124-123)
Biggest Win: 36 (119-83) vs. Cha., 3/3/13
Biggest Loss: 42 (59-101) @ Cha., 1/10/91

2021-2022 SEASON SERIES (1-1) SACRAMENTO KINGS VS. CHARLOTTE

PLAYER	G-GS	MIN	FG-FGA	PCT	3FG-A	PCT	FT-FTA	PCT	OFF	DEF	TOT	AST	PF-DQ	STL	TO	BLK	PTS	AVG
Fox	2-2	63	18-32	.563	1-7	.143	15-17	.882	1	4	5	14	5-0	5	4	0	52	26.0
Holmes	1-1	33	9-12	.750	0-0	---	5-7	.714	5	15	20	2	3-0	0	4	0	23	23.0
Hield	2-0	61	15-37	.405	10-27	.370	1-1	1.000	1	8	9	5	4-0	2	3	0	41	20.5
Bagley	1-0	27	7-12	.583	1-2	.500	0-0	---	6	4	10	2	2-0	0	0	1	15	15.0
Haliburton	2-2	66	11-17	.647	7-11	.636	0-0	---	3	7	10	12	3-0	3	4	0	29	14.5
Mitchell	2-0	51	10-21	.476	6-10	.600	3-3	1.000	2	3	5	8	5-0	0	1	0	29	14.5
Davis	2-1	39	11-22	.500	3-10	.300	2-3	.667	3	7	10	1	6-0	4	3	1	27	13.5
Barnes	2-2	63	5-17	.294	4-11	.364	8-9	.889	2	13	15	4	3-0	1	5	0	22	11.0
Harkless	2-1	25	3-6	.500	3-5	.600	1-2	.500	0	4	4	1	2-0	0	1	0	10	5.0
Len	1-1	13	2-4	.500	0-1	.000	0-0	---	2	1	3	2	1-0	0	0	1	4	4.0
Thompson	2-0	33	4-7	.571	0-0	---	0-1	.000	8	4	12	0	7-0	1	6	2	8	4.0
Metu	1-0	3	1-1	1.000	1-1	1.000	0-0	---	0	0	0	0	0-0	0	1	0	3	3.0
Jones	1-0	2	0-0	---	0-0	---	0-0	---	0	1	1	0	0-0	0	0	0	0	0.0
KINGS	2	480	96-188	.511	36-85	.424	35-43	.814	33	71	104	51	41-0	16	32	5	263	131.5
BOBCATS	2	480	91-179	.508	25-70	.357	27-41	.659	18	49	67	58	39-1	17	26	13	234	117.0

2021-2022 SEASON SERIES (1-1) CHARLOTTE HORNETS VS. SACRAMENTO

PLAYER	G-GS	MIN	FG-FGA	PCT	3FG-A	PCT	FT-FTA	PCT	OFF	DEF	TOT	AST	PF-DQ	STL	TO	BLK	PTS	AVG
Ball	1-1	31	9-14	.643	4-8	.500	2-2	1.000	1	2	3	13	1-0	0	2	0	24	24.0
Hayward	2-2	76	18-33	.545	3-10	.300	5-6	.833	1	5	6	9	3-0	1	5	1	44	22.0
Bridges	2-2	77	13-29	.448	2-8	.250	5-11	.455	1	11	12	10	6-0	2	4	0	33	16.5
Co. Martin	2-1	63	12-17	.706	1-4	.250	6-7	.857	4	5	9	6	4-0	4	4	5	31	15.5
Oubre	2-1	55	13-27	.481	5-15	.333	0-0	---	3	7	10	5	4-0	2	3	2	31	15.5
Bouknight	2-0	29	9-17	.529	6-9	.667	0-0	---	1	5	6	1	3-0	1	0	0	24	12.0
Rozier	1-1	31	3-14	.214	1-7	.143	2-2	1.000	0	1	1	4	0-0	0	0	0	9	9.0
Carey	1-1	11	3-5	.600	0-0	---	1-1	1.000	2	0	2	0	1-0	1	1	0	7	7.0
McDaniels	1-0	15	3-5	.600	1-3	.333	0-0	---	1	2	3	0	2-0	1	1	0	7	7.0
Richards	1-0	19	2-5	.400	0-0	---	3-3	1.000	2	0	2	2	3-0	3	1	1	7	7.0
Thor	1-0	28	2-6	.333	2-6	.333	1-2	.500	0	4	4	3	5-0	1	1	2	7	7.0
Plumlee	1-1	22	2-2	1.000	0-0	---	1-5	.200	1	5	6	4	6-1	1	0	1	5	5.0
Smith	1-0	12	1-3	.333	0-0	---	0-0	---	0	1	1	1	0-0	0	2	1	2	2.0
Jones	2-0	8	1-2	.500	0-0	---	1-2	.500	1	1	2	0	1-0	0	1	0	3	1.5
Kulboka	1-0	3	0-0	---	0-0	---	0-0	---	0	0	0	0	0-0	0	0	0	0	0.0
HORNETS	2	480	91-179	.508	25-70	.357	27-41	.659	18	49	67	58	39-1	17	26	13	234	117.0
KINGS	2	480	96-188	.511	36-85	.424	35-43	.814	33	71	104	51	41-0	16	32	5	263	131.5



LARRY JOHNSON

KINGS VS HORNETS									
DATE	W/L	H/A	SCORE	+/-	DATE	W/L	H/A	SCORE	+/-
3/12/89	W	A	114-105	+9	11/29/05	W	H	110-92	+18
3/20/89	L	H	110-117	-7	12/19/05	L	A	103-106 ^{OT}	-3
1/27/90	W	A	92-85	+7	2/28/07	W	H	135-120	+15
3/3/90	W	A	104-103	+1	3/14/07	L	A	108-111	-3
3/8/90	W	H	111-102	+9	1/30/08	W	H	105-91	+14
3/31/90	L	H	103-115	-12	2/22/08	W	A	116-115 ^{OT}	+1
1/10/91	L	A	59-101	-42	2/25/09	L	H	91-98	-7
2/27/91	L	H	90-96	-6	3/18/09	L	A	88-104	-16
1/9/92	L	A	96-109	-13	1/18/10	L	A	103-105	-2
1/18/92	W	H	119-113	+6	1/30/10	L	H	96-103	-7
12/4/92	L	H	111-112	-1	1/25/11	L	H	89-94	-5
1/27/93	L	A	107-117	-10	2/25/11	L	A	98-110	-12
11/17/93	L	A	113-130	-17	4/22/12	W	A	114-88	+26
1/13/94	W	H	115-104	+11	1/19/13	W	A	97-93	+4
2/22/95	L	A	89-100	-11	3/3/13	W	H	119-83	+36
3/5/95	W	H	88-80	+8	12/17/13	L	A	87-95	-8
2/8/96	L	A	105-115	-10	1/4/14	L	H	103-113	-10
3/29/96	W	H	107-101 ^{OT}	+6	3/11/15	W	A	113-106	+7
1/12/97	L	H	93-97	-4	3/20/15	W	H	101-91	+10
2/6/97	L	A	100-115	-15	11/23/15	L	A	122-127 ^{OT}	-5
12/2/97	L	A	102-121	-19	1/25/16	L	H	128-129 ^{2OT}	-1
1/4/98	W	H	106-90	+16	1/28/17	W	A	109-106	+3
2/19/99	W	H	106-95	+11	2/25/17	L	H	85-99	-14
1/25/00	W	A	110-99	+11	1/2/18	L	H	111-131	-20
3/8/00	W	H	105-92	+13	1/22/18	L	A	107-112	-5
12/13/00	L	A	90-101	-11	1/12/19	W	H	104-97	+7
12/28/00	W	H	91-87	+4	1/17/19	L	A	95-114	-19
3/8/02	W	H	99-87	+12	10/30/19	L	H	111-118	-7
3/29/02	W	A	92-87	+5	12/17/19	L	A	102-110	-8
12/7/04	W	H	109-92	+17	2/28/21	L	H	126-127	-1
3/1/05	L	A	87-94	-7	3/15/21	L	A	116-122	-6
					11/5/21	W	H	140-110	+30
					12/10/21	L	A	124-123	-1

	OVR	HM	RD
88-89	1-1	0-1	1-0
89-90	3-1	1-1	2-0
90-91	0-2	0-1	0-1
91-92	1-1	1-0	0-1
92-93	0-2	0-1	0-1
93-94	1-1	1-0	0-1
94-95	1-1	1-0	0-1
95-96	1-1	1-0	0-1
96-97	0-2	0-1	0-1
97-98	1-1	1-0	0-1
98-99	1-0	1-0	0-0
99-00	2-0	1-0	1-0
00-01	1-1	1-0	0-1
01-02	2-0	1-0	1-0
04-05	1-1	1-0	0-1
05-06	1-1	1-0	0-1
06-07	1-1	1-0	0-1
07-08	2-0	1-0	1-0
08-09	0-2	0-1	0-1
09-10	0-2	0-1	0-1
10-11	0-2	0-1	0-1
11-12	1-0	0-0	1-0
12-13	2-0	1-0	1-0
13-14	0-2	0-1	0-1
14-15	2-0	1-0	1-0
15-16	0-2	0-1	0-1
16-17	1-1	0-1	1-0
17-18	0-2	0-1	0-1
18-19	1-1	1-0	0-1
19-20	0-2	0-1	0-1
20-21	0-2	0-1	0-1
21-22	1-1	1-0	0-1

CHICAGO BULLS



1901 West Madison Street
Chicago, IL 60612

Phone: (312) 455-4000

Website: Bulls.com

COLORS:



Bulls
Red



Bulls
Black



Bulls
White

HOME COURT (CAPACITY):

United Center (20,917) - opened 1994

FOUNDED: 1966-67, Chicago Bulls

HEAD COACH: Billy Donovan (College - Providence)

ASSISTANT COACHES:

Maurice Cheeks (College - West Texas A&M)

Chris Fleming (College - Richmond)

Josh Longstaff (College - Bryant University)

John Bryant (College - St. Joseph's)

Damian Cotter (College - Sydney)

Billy Schmidt - (College - Dayton)

DIRECTOR, PERFORMANCE HEALTH:

Chip Schaefer (College - Utah)

HEAD ATHLETIC TRAINER: Todd Campbell (College - Northeastern)

ASSISTANT ATHLETIC TRAINER: Arnold Lee (College - Cal Baptist)

HEAD STRENGTH AND CONDITIONING COACH:

Geoffrey Puls (College - Wisconsin-La Crosse)

PHYSICAL THERAPIST: Michael Orr (College - Governor's State University)

SPORTS SCIENTIST AND ASSISTANT STRENGTH

COACH: Brian Serrano (College - University of Selinus)

COORDINATORS, PLAYER DEVELOPMENT:

Ty Abbott, Brad Burgess, Amadou Mbodji, Jordan

Ash, Logan Power

PLAYER DEVELOPMENT SPECIALIST: Martin

Rancik

CHAIRMAN: Jerry Reinsdorf

PRESIDENT AND CHIEF EXECUTIVE OFFICER:

Michael Reinsdorf

EXECUTIVE VICE PRESIDENT-BASKETBALL

OPERATIONS: Arturas Karnisovas

CHIEF OPERATING OFFICER: Ram Padmanabhan

GENERAL MANAGER: Marc Eversley

SENIOR ADVISOR, BASKETBALL OPERATIONS: John Paxson

ASSISTANT GENERAL MANAGERS: Pat Connelly, JJ Polk

VICE PRESIDENT, BASKETBALL STRATEGY &

ANALYTICS: Steve Weinman

DIRECTOR, PLAYER PERSONNEL: Brian Hagen

DIRECTOR, BASKETBALL OPERATIONS & GM, WINDY

CITY BULLS: Chigozie Umeadi

EXECUTIVE DIRECTOR OF BASKETBALL

COMMUNICATIONS: Tim Hallam

DIRECTOR OF PUBLIC AND MEDIA RELATIONS: Beth Esler

SR. COORDINATOR OF BASKETBALL COMMUNICATIONS: Andre Toran

RADIO: WSCR (670 AM), Chuck Swirsky, Bill Wennington

RADIO (SPANISH): TUDN, Univision Sports Chicago

(1200 AM), Omar Ramos, Miguel Esparza

TV: NBC Sports Chicago (cable), Adam Amin, Stacey King

NBA TITLES WON: 6, last 1997-98

ALL-TIME NBA REGULAR SEASON RECORD:

2304-2212 (.510)

2021-22 RECORD: 46-36 (2nd in Central)

2021-22 PLAYOFF RESULTS: Lost 1-4 to Milwaukee in the first round

ALL-TIME SERIES (56 YEARS)

	OVERALL	HOME	ROAD
Sac-Era	35-37	20-16	15-21
All-Time	82-84	48-30	32-49

CURRENT STREAKS

	OVERALL	HOME	ROAD
Kings	W1	W2	L2

2022-23 SERIES SCHEDULE

DATE	SITE	TIME (PT)
12/4	Golden 1 Center	3:00 p.m.
3/15	United Center	5:00 p.m.

2021-22 VS. BULLS (1-1)

DATE	SITE	RESULT
2/16	United Center	L, 118-125
3/14	Golden 1 Center	W, 112-103

SERIES FACTS

Last Home Win: 3/14/22 (112-124)

Last Road Win: 1/24/20 (98-81)

Last Home Loss: 12/2/19 (106-113)

Last Road Loss: 2/16/22 (118-125)

Biggest Win: 42 (121-79) vs. Chi., 3/13/13

Biggest Loss: 47 (82-129) @ Chi., 2/22/91

2021-2022 SEASON SERIES (1-1) SACRAMENTO KINGS VS. CHICAGO

PLAYER	G-GS	MIN	FG-FGA	PCT	3FG-A	PCT	FT-FTA	PCT	OFF	DEF	TOT	AST	PF-DQ	STL	TO	BLK	PTS	AVG
Fox	2-2	83	27-51	.529	5-13	.385	8-10	.800	1	11	12	15	6-0	3	9	0	67	33.5
Sabonis [TOT]	5-5	176	37-75	.493	1-6	.167	28-31	.903	22	38	60	27	14-0	7	14	2	103	20.6
Sabonis [SAC]	2-2	75	16-30	.533	0-1	.000	12-12	1.000	5	14	19	12	6-0	3	7	0	44	22.0
Mitchell	1-0	26	7-14	.500	2-4	.500	0-0	---	0	2	2	2	2-0	2	1	0	16	16.0
Holiday [TOT]	5-5	159	23-51	.451	20-39	.513	1-2	.500	0	12	12	8	11-0	7	7	3	67	13.4
Holiday [SAC]	1-1	37	6-12	.500	6-11	.545	0-0	---	0	2	2	1	4-0	0	1	2	18	18.0
Barnes	2-2	70	6-15	.400	2-7	.286	9-10	.900	1	9	10	7	2-0	2	4	2	23	11.5
Metu	2-0	36	7-13	.538	3-7	.429	4-4	1.000	0	6	6	1	3-0	3	0	1	21	10.5
DiVincenzo [TOT]	3-1	86	8-22	.364	5-14	.357	10-10	1.000	2	10	12	12	3-0	2	2	0	31	10.3
DiVincenzo [SAC]	2-1	63	6-17	.353	4-10	.400	8-8	1.000	2	8	10	9	1-0	2	2	0	24	12.0
Lyles [TOT]	5-1	80	12-23	.522	3-8	.375	8-10	.800	5	22	27	3	3-0	2	5	1	35	7.0
Lyles [SAC]	2-1	29	5-6	.833	0-0	---	3-4	.750	4	9	13	1	1-0	0	1	0	13	6.5
Jackson [TOT]	4-0	67	11-25	.440	2-11	.182	3-4	.750	3	5	8	4	11-0	3	10	1	27	6.8
Jackson [SAC]	1-0	2	0-0	---	0-0	---	0-0	---	0	0	0	0	2-0	0	1	0	0	0.0
Lamb [TOT]	2-0	16	2-7	.286	1-3	.333	0-0	---	0	2	2	2	0-0	0	0	0	5	2.5
Harkless	2-1	37	2-5	.400	0-2	.000	0-0	---	0	4	4	1	5-0	4	2	0	4	2.0
Holmes	2-0	21	0-3	.000	0-0	---	0-0	---	1	2	3	0	3-0	0	0	1	0	0.0
KINGS	2	480	82-166	.494	22-55	.400	44-48	.917	14	67	81	49	35-0	19	29	6	230	115.0
BULLS	2	480	83-182	.456	22-63	.349	40-42	.952	22	65	87	47	36-0	13	28	7	228	114.0

2021-2022 SEASON SERIES (1-1) CHICAGO BULLS VS. SACRAMENTO

PLAYER	G-GS	MIN	FG-FGA	PCT	3FG-A	PCT	FT-FTA	PCT	OFF	DEF	TOT	AST	PF-DQ	STL	TO	BLK	PTS	AVG
DeRozan	2-2	81	23-44	.523	1-1	1.000	12-12	1.000	2	11	13	12	6-0	1	6	0	59	29.5
LaVine	1-1	36	8-18	.444	2-7	.286	9-9	1.000	1	2	3	6	1-0	0	2	1	27	27.0
Vucevic	2-2	71	18-40	.450	4-13	.308	4-4	1.000	4	16	20	5	5-0	2	1	0	44	22.0
White	2-1	63	15-29	.517	9-20	.450	5-6	.833	1	4	5	9	4-0	1	2	0	44	22.0
Green	2-2	46	8-11	.727	4-5	.800	0-0	---	4	8	12	0	4-0	1	0	1	20	10.0
Dosunmu	2-2	71	7-20	.350	0-7	.000	4-4	1.000	1	7	8	8	3-0	2	6	1	18	9.0
Caruso	1-0	27	2-7	.286	1-4	.250	1-2	.500	0	1	1	2	3-0	0	4	1	6	6.0
Jones	2-0	35	2-5	.400	1-2	.500	2-2	1.000	5	5	10	2	3-0	2	1	1	7	3.5
Thomas	1-0	11	0-3	.000	0-2	.000	3-3	1.000	0	1	1	1	1-0	1	1	0	3	3.0
Bradley	1-0	8	0-0	---	0-0	---	0-0	---	2	2	4	0	0-0	0	0	0	0	0.0
Brown	1-0	17	0-5	.000	0-2	.000	0-0	---	2	3	5	2	1-0	1	0	0	0	0.0
Thompson [TOT]	1-0	15	0-0	---	0-0	---	0-0	---	0	5	5	0	5-0	2	1	2	0	0.0
Thompson [CHI]	1-0	15	0-0	---	0-0	---	0-0	---	0	5	5	0	5-0	2	1	2	0	0.0
BULLS	2	480	83-182	.456	22-63	.349	40-42	.952	22	65	87	47	36-0	13	28	7	228	114.0
KINGS	2	480	82-166	.494	22-55	.400	44-48	.917	14	67	81	49	35-0	19	29	6	230	115.0



MICHAEL JORDAN

KINGS VS BULLS

DATE	W/L	H/A	SCORE	+/-
12/3/85	W	H	131-118	+13
12/14/85	W	A	108-103	+5
2/16/87	W	A	124-120 ^{OT}	+4
3/21/87	L	H	97-112	-15
2/1/88	W	H	97-95	+2
2/19/88	L	A	90-111	-21
11/22/88	L	H	98-114	-16
2/2/89	L	A	98-109	-11
11/14/89	L	H	94-96	-2
3/24/90	W	A	116-113	+3
2/4/91	L	H	97-108	-11
2/22/91	L	A	82-129	-47
11/30/91	L	H	102-118	-16
12/28/91	L	A	118-127	-9
2/3/93	L	H	88-107	-19
2/15/93	L	A	101-119	-8
11/21/93	W	H	103-101	+2
3/12/94	L	A	94-111	-17
1/13/95	W	A	89-79	+10
2/2/95	W	H	88-68	+20
2/1/96	L	H	85-105	-20
3/19/96	L	A	67-89	-22
1/30/97	L	H	93-111	-18
2/28/97	L	A	108-126	-18
11/23/97	L	H	88-103	-15
2/28/98	L	A	94-109	-15
1/28/00	W	A	102-90	+12
2/8/00	W	H	119-80	+39
10/31/00	W	A	100-81	+19
11/22/00	W	H	100-71	+29
11/16/01	W	H	105-71	+34
3/11/01	W	A	107-103	+4
11/19/02	W	H	111-98	+13
3/29/03	W	A	107-92	+15
11/23/03	W	H	110-99	+11
2/20/04	W	A	91-83	+8

DATE	W/L	H/A	SCORE	+/-
11/16/04	W	H	113-106	+7
2/15/05	L	A	102-107	-5
2/9/06	W	H	98-80	+18
2/14/06	W	A	105-101 ^{OT}	+4
11/3/06	W	A	89-88	+1
2/8/07	W	H	86-77	+9
1/5/08	L	A	93-94	-1
2/2/08	W	H	105-101	+4
1/6/09	L	A	94-99	-5
1/30/09	L	H	88-109	-21
11/17/09	L	H	87-101	-14
12/21/09	W	A	102-98	+4
11/27/10	L	H	85-96	-11
3/21/11	L	A	92-132	-40
12/29/11	L	H	98-108	-10
2/14/12	L	A	115-121	-6
10/31/12	L	A	87-93	-6
3/13/13	W	H	121-79	+42
2/3/14	W	H	99-70	+29
3/15/14	L	A	87-94	-7
11/20/14	W	H	103-88	+15
2/10/15	L	A	86-104	-18
2/3/16	L	H	102-107	-5
3/21/16	L	A	102-109	-7
1/21/17	L	A	99-102	-3
2/6/17	L	H	107-112	-5
12/1/17	W	A	107-106	-1
2/5/18	W	H	104-98	-6
12/10/18	W	A	108-89	+19
3/17/19	W	H	129-102	+27
12/2/19	L	H	106-113	-7
1/24/20	W	A	98-81	+17
1/6/21	W	H	128-124	+4
2/20/21	L	A	114-122	-8
02/16/22	L	A	118-125	-7
03/14/22	W	H	112-103	+9

OVR	HM	RD	NTL
66-67	4-5	2-1	2-3
67-68	2-5	1-2	1-1
68-69	5-1	2-0	2-1
69-70	3-3	2-0	0-2
70-71	0-4	0-1	0-2
71-72	1-3	1-1	0-2
72-73	2-5	1-2	1-3
73-74	2-5	1-3	1-2
74-75	5-4	3-1	2-3
75-76	6-1	4-0	2-1
76-77	2-2	1-1	1-1
77-78	4-0	2-0	2-0
78-79	4-0	2-0	2-0
79-80	3-3	2-0	0-3
80-81	0-2	0-1	0-1
81-82	1-1	1-0	0-1
82-83	2-0	1-0	1-0
83-84	1-1	1-0	0-1
84-85	0-2	0-1	0-1
85-86	2-0	1-0	1-0
86-87	1-1	0-1	1-0
87-88	1-1	1-0	0-1
88-89	0-2	0-1	0-1
89-90	1-1	0-1	1-0
90-91	0-2	0-1	0-1
91-92	0-2	0-1	0-1
92-93	0-2	0-1	0-1
93-94	1-1	1-0	0-1

OVR	HM	RD	NTL
94-95	2-0	1-0	1-0
95-96	0-2	0-1	0-1
96-97	0-2	0-1	0-1
97-98	0-2	0-1	0-1
98-99	0-0	0-0	0-0
99-00	2-0	1-0	1-0
00-01	2-0	1-0	1-0
01-02	2-0	1-0	1-0
02-03	2-0	1-0	1-0
03-04	2-0	1-0	1-0
04-05	1-1	1-0	0-1
05-06	2-0	1-0	1-0
06-07	2-0	1-0	1-0
07-08	1-1	1-0	0-1
08-09	0-2	0-1	0-1
09-10	1-1	0-1	1-0
10-11	0-2	0-1	0-1
11-12	0-2	0-1	0-1
12-13	1-1	1-0	0-1
13-14	1-1	1-0	0-1
14-15	1-1	1-0	0-1
15-16	0-2	0-1	0-1
16-17	0-2	0-1	0-1
17-18	2-0	1-0	1-0
18-19	2-0	1-0	1-0
19-20	1-1	0-1	1-0
20-21	1-1	1-0	0-1
21-22	1-1	1-0	0-1

CLEVELAND CAVALIERS



One Center Court,
Cleveland, OH 44115-4001
PF Address: Cleveland Clinic Courts,
6101 Brecksville Road, Independence,
OH 44131
Phone: (216) 420-2000
Ticket Information: 800-820-CAVS (2287)
Website: Cavs.com
Twitter: @cavs;
PR Twitters: @CavsComm, @CavsNotes

COLORS:



Cavaliers
Wine



Cavaliers
Gold

HOME COURT (CAPACITY):

Rocket Mortgage Fieldhouse (19,432) -
opened 1994

FOUNDED: 1970-71, Cleveland Cavaliers

HEAD COACH:

J.B. Bickerstaff (College - Missouri)
ASSISTANT COACHES: Antonio Lang (College - Duke)
Greg Buckner (College - Clemson)
J.J. Outlaw (College - Villanova)

DIRECTOR OF PLAYER DEVELOPMENT/ASSISTANT COACH: Mike Gerrity (College - USC)

HEAD ATHLETIC TRAINER:

Steve Spiro (College - Miami (FL))

HEAD STRENGTH-AND-CONDITIONING COACH:

Derek Millender (College - South Alabama)

CHAIRMAN:

Dan Gilbert

GENERAL MANAGER:

Koby Altman

ASSISTANT GENERAL MANAGER:

Mike Gansey

BASKETBALL CHIEF OF STAFF/TEAM COUNSEL:

Jason Hillman

SR. DIRECTOR, BASKETBALL OPERATIONS:

Andrae Patterson

SENIOR BASKETBALL ADVISOR:

Bernie Bickerstaff

DIRECTOR, TEAM OPERATIONS:

Mark Cashman

CEO:

Len Komoroski

PRESIDENT OF BUSINESS OPERATIONS:

Nic Barlage

EVP & CHIEF COMMUNICATIONS OFFICER:

Tad Carper

DIRECTOR OF BASKETBALL COMMUNICATIONS:

B.J. Evans

BASKETBALL COMMUNICATIONS MANAGER:

Cherome Owens, Sam Coombs

RADIO:

WTAM (1100 AM), Tim Alcorn, Jim Chones, Mike Snyder

RADIO (SPANISH):

LA MEGA (87.7 FM), Rafael Hernández Brito

TV:

Bally Sports Ohio, John Michael, Austin Carr, Angel Gray

NBA TITLES WON: 1, 2016 NBA Champions

ALL-TIME NBA REGULAR SEASON RECORD:
1933-2256 (.461)

2021-22 RECORD: 44-38 (3rd in Central)

2021-22 PLAYOFF RESULTS: Did not qualify

ALL-TIME SERIES (52 YEARS)

	OVERALL	HOME	ROAD
Sac-Era	28-41	17-17	11-24
All-Time	62-61	38-22	23-39

CURRENT STREAKS

	OVERALL	HOME	ROAD
Kings	L2	L1	L1

2022-23 SERIES SCHEDULE

DATE	SITE	TIME (PT)
11/9	Golden 1 Center	7:00 p.m.
12/9	Rocket Mortgage Fieldhouse	4:30 p.m.

2021-22 VS. CAVS (0-2)

DATE	SITE	RESULT
12/11	Rocket Mortgage Fieldhouse	L, 103-117
1/10	Golden 1 Center	L, 108-109

SERIES FACTS


Last Home Win: 3/27/21 (100-98)
Last Road Win: 3/22/21 (119-105)
Last Home Loss: 1/10/22 (108-109)
Last Road Loss: 12/11/21 (103-117)
Biggest Win: 44 (124-80) vs. Clev., 1/12/14
Biggest Loss: 33 (91-124) @ Clev., 12/5/74

2021-2022 SEASON SERIES (0-2) SACRAMENTO KINGS VS. CLEVELAND

PLAYER	G-GS	MIN	FG-FGA	PCT	3FG-A	PCT	FT-FTA	PCT	OFF	DEF	TOT	AST	PF-DQ	STL	TO	BLK	PTS	AVG
Hield	2-0	55	14-24	.583	9-18	.500	3-3	1.000	1	7	8	3	4-0	4	3	3	40	20.0
Haliburton	2-2	63	12-24	.500	2-8	.250	3-4	.750	1	6	7	11	4-0	3	4	1	29	14.5
Barnes	2-2	53	7-17	.412	3-7	.429	9-14	.643	3	3	6	5	0-0	2	3	0	26	13.0
Fox	2-2	56	11-28	.393	0-4	.000	3-3	1.000	0	10	10	5	6-0	3	3	0	25	12.5
Queta	1-0	24	4-7	.571	0-0	---	3-4	.750	1	4	5	1	4-0	1	1	0	11	11.0
Metu	2-0	39	9-17	.529	3-8	.375	0-0	---	1	5	6	0	3-0	1	2	0	21	10.5
Mitchell	2-0	47	7-14	.500	3-4	.750	1-2	.500	0	1	1	6	2-0	2	3	0	18	9.0
Bagley	2-2	43	6-18	.333	0-2	.000	3-5	.600	9	8	17	0	1-0	0	0	1	15	7.5
Davis	2-0	21	5-11	.455	1-5	.200	0-0	---	0	3	3	2	5-0	0	2	0	11	5.5
Jones	1-0	16	1-2	.500	0-0	---	3-5	.600	1	7	8	3	1-0	1	2	1	5	5.0
Len	2-2	48	4-18	.222	0-2	.000	1-2	.500	6	10	16	2	5-0	1	2	3	9	4.5
Thompson	1-0	9	0-3	.000	0-0	---	1-2	.500	3	1	4	1	0-0	0	1	0	1	1.0
Harkless	1-0	6	0-1	.000	0-0	---	0-0	---	0	0	0	0	2-0	0	1	0	0	0.0
KINGS	2	480	80-184	.435	21-58	.362	30-44	.682	26	65	91	39	37-0	18	29	9	211	105.5
CAVALIERS	2	480	84-175	.480	22-65	.338	36-43	.837	21	74	95	56	42-1	19	31	14	226	113.0

2021-2022 SEASON SERIES (2-0) CLEVELAND CAVALIERS VS. SACRAMENTO

PLAYER	G-GS	MIN	FG-FGA	PCT	3FG-A	PCT	FT-FTA	PCT	OFF	DEF	TOT	AST	PF-DQ	STL	TO	BLK	PTS	AVG
Okoro	1-1	30	7-9	.778	2-3	.667	4-4	1.000	1	3	4	3	1-0	2	2	0	20	20.0
Allen	2-2	69	13-22	.591	0-2	.000	11-12	.917	8	20	28	2	2-0	3	0	5	37	18.5
Osman	2-0	58	11-25	.440	6-16	.375	5-7	.714	1	4	5	3	5-0	1	1	1	33	16.5
Mobley	2-2	80	15-28	.536	0-1	.000	2-3	.667	4	18	22	7	5-0	1	3	3	32	16.0
Rubio	1-0	26	4-9	.444	2-3	.667	5-6	.833	0	2	2	3	5-0	3	4	0	15	15.0
Love	2-0	34	9-20	.450	5-13	.385	6-7	.857	0	7	7	3	3-0	0	3	2	29	14.5
Garland	2-2	71	12-30	.400	2-12	.167	2-2	1.000	1	10	11	24	5-0	4	9	1	28	14.0
Markkanen	2-2	59	7-22	.318	3-11	.273	1-2	.500	1	6	7	3	8-1	2	2	1	18	9.0
Stevens	1-1	20	4-5	.800	1-1	1.000	0-0	---	2	1	3	2	3-0	1	2	1	9	9.0
Rondo (TOT)	2-0	29	4-8	.500	1-4	.250	0-0	---	2	8	10	7	3-0	2	4	0	9	4.5
Rondo (CLE)	1-0	20	2-5	.400	1-3	.333	0-0	---	1	3	4	6	2-0	2	3	0	5	5.0
Wade	2-0	8	0-0	---	0-0	---	0-0	---	2	0	2	0	2-0	0	1	0	0	0.0
Windler	1-0	4	0-0	---	0-0	---	0-0	---	0	0	0	0	1-0	0	0	0	0	0.0
CAVALIERS	2	480	84-175	.480	22-65	.338	36-43	.837	21	74	95	56	42-1	19	31	14	226	113.0
KINGS	2	480	80-184	.435	21-58	.362	30-44	.682	26	65	91	39	37-0	18	29	9	211	105.5



LENNY WILKENS

KINGS VS CAVALIERS

DATE	W/L	H/A	SCORE	+/-	DATE	W/L	H/A	SCORE	+/-
11/7/85	L	H	94-95	-1	10/29/03	W	H	106-92	+14
1/11/86	L	A	101-105	-4	1/22/04	W	A	95-99	+6
11/11/86	W	H	119-114	+5	1/20/05	W	H	123-96	+27
2/18/87	L	A	119-129	-10	4/1/05	W	A	128-109	+19
12/11/87	L	H	113-115	-2	12/6/05	L	H	97-102	-5
2/15/88	L	A	95-104	-9	3/1/06	W	A	97-90	+7
2/3/89	L	A	94-110	-16	1/9/07	L	H	98-108	-10
3/7/89	L	H	95-105	-10	3/13/07	L	A	100-124	-24
12/9/89	L	H	101-108	-7	11/9/07	L	H	91-93	-2
3/26/90	L	A	95-116	-21	1/4/08	L	A	93-97	-4
2/20/91	L	A	104-118	-14	1/27/09	L	A	110-117	-7
3/8/91	W	H	87-79	+8	3/13/09	L	H	123-126 ^{OT}	-3
2/21/92	L	A	102-119	-17	12/23/09	L	H	104-117 ^{OT}	-13
3/4/92	L	H	108-109	-1	3/28/10	L	A	90-97	-7
11/15/92	W	H	109-107	+7	10/30/10	W	A	107-104	+3
12/18/92	L	A	108-119	-11	3/16/11	L	H	93-97	-4
1/22/94	L	H	109-119 ^{OT}	-10	2/19/12	L	A	92-93	-1
3/8/94	L	A	82-103	-21	1/2/13	W	A	97-94	+3
11/20/94	W	H	96-88	+8	1/14/13	W	H	124-118	+6
3/22/95	L	A	89-101	-12	1/12/14	W	H	124-80	+44
3/17/96	L	A	84-115	-31	2/11/14	L	A	99-109	-10
3/31/96	W	H	105-100 ^{OT}	+5	1/11/15	W	H	103-84	+19
11/24/96	L	A	74-103	-29	1/30/15	L	A	90-101	-11
3/11/97	L	H	85-88	-3	2/8/16	L	A	100-120	-20
1/22/98	L	A	96-112	-16	3/9/16	L	H	111-120	-9
3/19/98	L	H	85-90	-5	1/13/17	L	H	108-120	-12
2/19/99	W	H	106-95	+11	1/25/17	W	A	116-112 ^{OT}	+4
1/4/00	W	A	111-107	+4	12/6/17	L	H	95-101	-5
1/16/00	W	H	113-102	+11	12/27/17	W	A	109-95	+14
11/1/00	L	A	100-102 ^{2OT}	-2	12/7/18	W	A	129-110	+19
1/10/01	W	H	108-103	+5	4/4/19	W	H	117-104	+13
11/6/01	W	A	115-99	+16	3/22/21	W	A	119-105	+14
1/15/02	W	H	109-102	+7	3/27/21	W	H	100-98	+2
10/29/02	W	H	94-67	+27	12/11/21	L	A	103-117	-14
11/26/02	W	A	91-85	+6	1/10/22	L	H	108-109	-1

	OVR	HM	RD	NTL
70-71	5-1	3-0	2-1	
71-72	6-2	3-0	2-2	1-0
72-73	2-2	2-0	0-2	
73-74	4-0	2-0	2-0	
74-75	2-2	2-0	0-2	
75-76	3-1	2-0	1-1	
76-77	1-3	0-2	1-1	
77-78	2-2	1-1	1-1	
78-79	3-1	2-0	1-1	
79-80	0-2	0-1	0-1	
80-81	2-0	1-0	1-0	
81-82	1-1	1-0	0-1	
82-83	1-1	1-0	0-1	
83-84	2-0	1-0	1-0	
84-85	0-2	0-1	0-1	
85-86	0-2	0-1	0-1	
86-87	1-1	1-0	0-1	
87-88	0-2	0-1	0-1	
88-89	0-2	0-1	0-1	
89-90	0-2	0-1	0-1	
90-91	1-1	1-0	0-1	
91-92	0-2	0-1	0-1	
92-93	1-1	1-0	0-1	
93-94	0-2	0-1	0-1	
94-95	1-1	1-0	0-1	
95-96	1-1	1-0	0-1	
96-97	0-2	0-1	0-1	

	OVR	HM	RD	NTL
97-98	0-2	0-1	0-1	
98-99	0-0	0-0	0-0	
99-00	2-0	1-0	1-0	
00-01	1-1	1-0	0-1	
01-02	2-0	1-0	1-0	
02-03	2-0	1-0	1-0	
03-04	2-0	1-0	1-0	
04-05	2-0	1-0	1-0	
05-06	1-1	0-1	1-0	
06-07	0-2	0-1	0-1	
07-08	0-2	0-1	0-1	
08-09	0-2	0-1	0-1	
09-10	0-2	0-1	0-1	
10-11	1-1	0-1	1-0	
11-12	0-1	0-0	0-1	
12-13	2-0	1-0	1-0	
13-14	1-1	1-0	0-1	
14-15	1-1	1-0	0-1	
15-16	0-2	0-1	0-1	
16-17	1-1	0-1	1-0	
17-18	1-1	1-0	0-1	
18-19	2-0	1-0	1-0	
19-20	0-0	0-0	0-0	
20-21	2-0	1-0	1-0	
21-22	0-2	0-1	0-1	

DALLAS MAVERICKS



American Airlines Center
2500 Victory Avenue
Dallas, TX 75219
Phone: (214) 665-4660
Ticket Info: (214) 747-6287
Website: Mavs.com

COLORS:



Mavericks
Blue



Mavericks
Silver



Mavericks
White



Mavericks
Black

HOME COURT (CAPACITY): American Airlines Center (19,200) - opened 2001

FOUNDED: 1980-81 expansion team, Dallas Mavericks

HEAD COACH: Jason Kidd (College - California)

ASSISTANT COACHES:

Sean Sweeney (College - St. Thomas)
Jared Dudley (College - Boston College)
Greg Jean (College - Wesleyan)
Kristi Toliver (College - Maryland)
Darrell Armstrong (College - Fayetteville State (NC))
Quinton Crawford (Arizona)
Marko Milic (College - Slovenia)
Peter Patton (College - DePaul)
God Shammgod (College - Providence)

DIRECTOR OF PLAYER HEALTH AND PERFORMANCE:

Casey Smith (College - Arizona State)

HEAD ATHLETIC TRAINER:

Dionne Calhoun (College - San Diego State)

ASSISTANT ATHLETIC TRAINER: HEATHER MAU
(COLLEGE - ADELPHI UNIVERSITY)

HEAD EQUIPMENT MANAGER: Kory Johnson (College - Newberry)

GOVERNOR: Mark Cuban

CEO: Cynt Marshall

PRESIDENT OF BASKETBALL OPERATIONS/GM:

Nico Harrison

ASSISTANT GENERAL MANAGER/VP OF BASKETBALL OPERATIONS: Michael Finley

VP OF BASKETBALL COMMUNICATIONS: Scott Tomlin

BASKETBALL COMMUNICATIONS DIRECTOR: Alan Rakowski

BASKETBALL COMMUNICATIONS MANAGER: Kristen Deahl

BASKETBALL COMMUNICATIONS COORDINATOR:

Dave Maurer

SENIOR VP OF CORPORATE COMMUNICATIONS AND

EVENTS: Erin Finegold

RADIO: 97.1 FM the Eagle (KEGL), Chuck Cooperstein, Brad Davis

RADIO (SPANISH): KFZO (Univision 99.1 FM), Victor Villalba

TV: Bally Sports Southwest (cable), Mark Followill, Derek Harper, Jeff "Skin" Wade

NBA TITLES WON: 1, 2010-11

ALL-TIME NBA REGULAR SEASON RECORD: 1709-1670 (.506)

2021-22 RECORD: 52-30 (2nd in Southwest)

2021-22 PLAYOFF RESULTS: Loss 4-1 to Golden State in the Conference Finals

ALL-TIME SERIES (41 YEARS)

	OVERALL	HOME	ROAD
Sac-Era	59-84	37-34	22-50
All-Time	74-99	47-39	27-60

CURRENT STREAKS

	OVERALL	HOME	ROAD
Kings	L1	L1	L2

2022-23 SERIES SCHEDULE

2/10	American Airlines Center	7:00 p.m.
2/11	American Airlines Center	7:00 p.m.
4/5	Golden 1 Center	5:30 p.m.

2021-22 VS. MAVERICKS (1-3)

DATE	SITE	RESULT
10/31	American Airlines Center	L, 99-105
12/29	Golden 1 Center	W, 95-94
12/31	Golden 1 Center	L, 96-112
3/5	American Airlines Center	L, 113-114

SERIES FACTS

Last Home Win: 12/29/21 (95-94)
Last Road Win: 12/8/19 (110-106)
Last Home Loss: 12/31/21 (96-112)
Last Road Loss: 3/5/22 (113-114)
Biggest Win: 58 (139-81) vs. Dallas, 12/29/92
Biggest Loss: 40 (71-111) @ Dallas, 11/12/88

2021-2022 SEASON SERIES (1-3) SACRAMENTO KINGS VS. DALLAS

PLAYER	G-GS	MIN	FG-FGA	PCT	3FG-A	PCT	FT-FTA	PCT	OFF	DEF	TOT	AST	PF-DQ	STL	TO	BLK	PTS	AVG
Fox	4-4	145	33-73	.452	5-12	.417	13-18	.722	2	10	12	20	12-0	3	9	2	84	21.0
Sabonis (SAC)	1-1	32	7-10	.700	0-0	---	1-5	.200	2	8	10	6	5-0	0	4	0	15	15.0
Haliburton	3-3	102	15-37	.405	6-14	.429	7-8	.875	3	9	12	24	5-0	1	5	2	43	14.3
Bagley	2-2	52	11-22	.500	1-7	.143	3-3	1.000	4	8	12	2	6-0	3	1	0	26	13.0
Thompson	1-0	21	5-7	.714	0-0	---	3-5	.600	3	2	5	3	3-0	0	0	0	13	13.0
Barnes	4-4	139	15-43	.349	6-19	.316	13-15	.867	6	16	22	10	3-0	5	5	0	49	12.3
Holmes	4-3	98	19-29	.655	1-1	1.000	8-8	1.000	11	21	32	3	14-0	3	6	3	47	11.8
Lyles (SAC)	1-1	18	5-8	.625	0-1	.000	1-1	1.000	1	5	6	1	4-0	0	2	0	11	11.0
DiVincenzo (SAC)	11-0	34	3-10	.300	3-6	.500	1-1	1.000	1	7	8	3	3-0	1	2	1	10	10.0
Metu	3-0	50	10-24	.417	6-11	.545	0-0	---	1	15	16	0	4-0	3	0	1	26	8.7
Holiday (SAC)	1-1	29	4-12	.333	1-7	.143	0-0	---	1	4	5	2	4-0	1	1	0	9	9.0
Jones	2-0	41	8-13	.615	0-1	.000	0-0	---	6	8	14	2	9-0	0	4	0	16	8.0
Hield	3-0	79	8-25	.320	5-20	.250	1-1	1.000	1	8	9	5	3-0	2	7	0	22	7.3
Mitchell	4-0	92	12-34	.353	2-13	.154	0-0	---	0	3	3	9	6-0	1	3	1	26	6.5
Davis	1-0	9	1-3	.333	0-1	.000	0-0	---	0	1	1	0	1-0	0	1	0	2	2.0
Harkless	1-1	17	1-4	.250	0-3	.000	0-0	---	0	5	5	0	2-0	0	0	0	2	2.0
Ramsey	1-0	2	1-1	1.000	0-0	---	0-0	---	0	0	0	0	0-0	0	0	0	2	2.0
Woodard	1-0	2	0-1	.000	0-0	---	0-0	---	0	0	0	0	0-0	0	0	0	0	0.0
KINGS	4	960	158-356	.444	36-116	.310	51-65	.785	42	130	172	90	84-0	23	54	10	403	100.8
MAVERICKS	4	960	160-336	.476	44-119	.370	61-82	.744	37	130	167	99	75-2	27	46	18	425	106.3

2020-2021 SEASON SERIES (3-1) DALLAS MAVERICKS VS. SACRAMENTO

PLAYER	G-GS	MIN	FG-FGA	PCT	3FG-A	PCT	FT-FTA	PCT	OFF	DEF	TOT	AST	PF-DQ	STL	TO	BLK	PTS	AVG
Porzingis	2-2	68	16-31	.516	3-10	.300	13-15	.867	5	11	16	9	4-0	1	5	5	48	24.0
Doncic	1-1	35	10-21	.476	1-7	.143	2-6	.333	0	8	8	10	3-0	1	3	1	23	23.0
Dinwiddie (DAL)	1-1	36	11-22	.500	2-7	.286	12-13	.923	0	2	2	7	5-0	0	5	0	36	36.0
Brunson	4-3	135	33-63	.524	5-7	.714	8-8	1.000	1	11	12	22	1-0	3	8	1	79	19.8
Hardaway	1-1	33	5-14	.357	4-11	.364	2-2	1.000	0	3	3	3	4-0	2	2	0	16	16.0
Finney-Smith	4-4	133	19-43	.442	11-27	.407	4-6	.667	6	15	21	8	14-1	6	3	2	53	13.3
Bullock	3-2	94	13-29	.448	5-16	.313	3-4	.750	1	8	9	7	8-0	3	2	0	34	11.3
Powell	4-4	109	13-24	.542	1-2	.500	6-10	.600	10	18	28	5	14-1	4	5	1	33	8.3
Chriss	1-0	18	4-5	.800	0-0	---	0-0	---	0	7	7	0	2-0	0	1	1	8	8.0
Green	3-0	83	8-18	.444	2-5	.400	6-8	.750	8	9	17	5	6-0	2	3	2	24	8.0
Bertans (DAL)	1-0	15	2-5	.400	2-4	.500	1-2	.500	0	3	3	2	1-0	0	0	1	7	7.0
Kleber	1-1	7	3-3	1.000	1-1	1.000	0-0	---	0	5	5	0	0-0	0	0	0	7	7.0
Ntilikina	3-1	67	8-16	.500	3-4	.750	2-2	1.000	1	6	7	6	0-0	3	2	0	21	7.0
Thomas	1-0	13	3-8	.375	0-3	.000	0-0	---	0	0	0	4	0-0	0	0	0	6	6.0
S. Brown	4-0	59	8-18	.444	4-11	.364	1-2	.500	1	12	13	2	5-0	0	0	2	21	5.3
Cauley-Stein	1-0	14	2-4	.500	0-0	---	0-0	---	3	3	6	2	1-0	0	0	0	4	4.0
M. Brown	3-0	12	2-3	.667	0-0	---	1-2	.500	0	6	6	0	4-0	0	1	0	5	1.7
C. Brown	1-0	2	0-1	.000	0-1	.000	0-0	---	0	0	0	0	0-0	0	0	1	0	0.0
Burke	1-0	4	0-1	.000	0-1	.000	0-2	.000	0	0	0	0	0-0	1	0	0	0	0.0
Jones	1-0	5	0-4	.000	0-0	---	0-0	---	1	0	1	1	0-0	1	1	0	0	0.0
King	1-0	2	0-0	---	0-0	---	0-0	---	0	0	0	0	1-0	0	0	0	0	0.0
Marjanovic	1-0	0	0-0	---	0-0	---	0-0	---	0	0	0	0	0-0	0	0	0	0	0.0
Pinson	2-0	16	0-3	.000	0-2	.000	0-0	---	0	3	3	6	2-0	0	0	1	0	0.0
MAVERICKS	4	960	160-336	.476	44-119	.370	61-82	.744	37	130	167	99	75-2	27	46	18	425	106.3
KINGS	4	960	158-356	.444	36-116	.310	51-65	.785	42	130	172	90	84-0	23	54	10	403	100.8



ROLANDO BLACKMAN

KINGS VS MAVERICKS

DATE	W/L	H/A	SCORE	+/-
11/2/85	L	A	113-119	-6
11/29/85	L	A	111-133	-22
1/21/86	W	H	119-110	+9
3/9/86	L	H	102-117	-15
3/12/86	W	A	127-120 ^{OT}	+7
4/7/86	W	H	122-115	+7
11/26/86	L	A	117-129	-12
12/2/86	L	H	124-127	-3
2/12/87	W	H	129-125	+4
2/25/87	L	A	101-108	-7
3/19/87	L	H	104-105	-1
4/18/87	L	A	121-125	-4
11/21/87	L	H	96-103	-7
12/9/87	L	A	98-125	-27
12/29/87	L	A	117-126	-9
2/4/88	W	H	118-101	+17
3/2/88	L	A	90-115	-25
4/12/88	L	H	96-104	-8
11/12/88	L	A	71-111	-40
1/3/89	W	H	123-96	+27
3/18/89	W	H	100-90	+10
4/7/89	L	A	102-115	-13
11/7/89	W	H	96-94	+2
12/23/89	L	A	95-102	-7
1/26/90	L	A	93-106	-13
2/6/90	L	H	90-100	-10
12/4/90	W	H	103-83	+20
12/29/90	L	A	79-90	-11
3/18/91	L	A	86-104	-18
4/9/91	W	H	113-104	+9
12/21/91	L	A	85-109	-24
2/3/92	W	H	99-95	+4
3/20/92	W	A	125-96	+29
4/5/92	W	A	103-89	+14
12/29/92	W	A	139-81	+58
1/29/93	W	A	130-120	+10
3/13/93	W	H	122-94	+28
4/17/93	W	A	108-107 ^{OT}	+1
1/2/94	W	H	119-116	+3
1/29/94	L	A	101-108	-7
4/5/94	L	H	80-88	-8
4/16/94	W	A	106-98	+8
11/7/94	L	A	94-96	-2
1/24/95	W	H	110-109 ^{2OT}	+1
1/28/95	W	A	87-84	+3
3/14/95	L	H	90-91	-1
1/23/96	L	H	109-111	-2
2/21/96	L	A	91-93	-2
4/2/96	W	A	104-97	+7
4/9/96	W	H	95-86	+9

DATE	W/L	H/A	SCORE	+/-
11/2/96	W	A	107-94	+13
12/12/96	W	H	93-86	+7
2/4/97	L	A	96-104	-8
3/16/97	L	H	88-89	-1
11/18/97	W	H	102-95	+7
12/20/97	W	A	89-88	+1
1/8/98	W	A	103-92	+11
4/5/98	W	H	105-99	+6
2/27/99	L	A	90-97	-7
3/7/99	W	H	94-89	+5
3/20/99	L	A	90-104	-14
4/24/99	W	H	105-102	+3
11/19/99	W	A	103-94	+9
12/26/99	W	H	118-111	+7
3/6/99	W	H	130-109	+21
4/4/00	L	A	102-105	-3
11/12/00	W	A	109-84	+25
1/15/01	W	H	116-105	+11
4/1/01	L	H	107-119	-12
4/13/01	L	A	97-101	-4
11/29/01	W	H	110-98	+12
12/2/01	L	H	114-120 ^{OT}	-6
2/23/02	L	A	97-111	-14
4/14/02	L	H	100-113	-13
1/15/03	W	H	123-94	+29
2/4/03	W	A	110-109	+1
2/24/03	W	A	126-124 ^{OT}	+2
3/16/03	L	H	123-129 ^{OT}	-6
12/25/03	L	H	103-111	-8
1/25/04	L	A	99-108	-9
3/11/04	W	H	120-102	+18
4/1/04	L	A	117-127	-10
11/2/04	L	A	98-107	-9
2/11/05	L	H	113-115	-2
2/24/05	L	A	113-122	-9
3/24/05	W	H	109-101	+8
12/22/05	L	H	95-105	-10
3/12/06	W	H	85-80	+5
4/4/06	L	A	101-127	-26
12/1/06	L	A	90-109	-19
12/18/06	L	H	91-109	-18
1/27/07	L	A	104-106	-2
4/3/07	L	H	93-97	-4
11/3/07	L	A	102-123	-21
1/14/08	W	H	122-120	+2
2/29/08	L	A	106-115	-9
11/29/08	L	H	78-101	23
1/11/09	W	H	102-95	+7
2/10/09	L	A	100-118	-18
2/21/09	L	A	95-116	-21

DATE	W/L	H/A	SCORE	+/-
11/20/09	L	A	102-104	-2
1/2/10	L	H	91-99	-8
3/5/10	L	A	100-108	-8
4/10/10	L	H	108-126	-18
12/4/10	L	H	103-105	-2
2/9/11	L	H	100-102	-2
2/16/11	L	A	100-116	-16
1/14/12	L	A	60-99	-39
3/9/12	W	H	110-97	+13
4/10/12	L	A	100-110	-10
12/10/12	L	A	96-119	-23
1/10/13	L	H	112-117 ^{OT}	-5
2/13/13	L	A	100-123	-23
4/5/13	L	H	108-117	-9
12/9/13	W	H	112-97	+15
1/31/14	L	A	103-107	-4
3/29/14	L	A	100-103	-3
4/6/14	L	H	91-93	-2
11/11/14	L	A	98-106	-8
1/13/15	L	H	104-108 ^{OT}	-4
2/5/15	L	H	78-101	-23
11/30/15	W	H	112-98	+14
1/5/16	L	A	116-117 ^{2OT}	-1
3/3/16	W	A	104-101	+3
3/27/16	W	H	133-111	+22
12/07/16	W	A	120-89	+31
12/18/16	L	A	79-99	-20
4/4/17	W	H	98-87	+11
10/20/17	W	A	93-88	+5
2/3/18	L	H	99-106	-7
2/13/18	W	A	114-109	+5
3/27/18	L	H	97-103	-6
12/16/18	W	A	120-113	+7
3/21/19	W	H	116-100	+16
3/26/19	W	A	125-121	+4
12/8/19	W	A	110-106	+4
1/15/20	L	H	123-127	-4
2/12/20	L	H	111-130	-10
8/4/20	L	H	110-114 ^{OT}	-4
4/18/21	W	A	121-107	+14
3/26/21	W	H	113-106	+7
5/2/21	W	A	111-99	+12
10/31/21	L	A	99-105	-6
12/29/21	W	H	95-94	+1
12/31/21	L	H	96-112	-16
3/5/22	L	A	113-114	-1

	OVR	HM	RD
80-81	6-0	3-0	3-0
81-82	2-4	2-1	0-3
82-83	3-3	1-2	2-1
83-84	3-3	3-0	0-3
84-85	1-5	1-2	0-3
85-86	3-3	2-1	1-2
86-87	1-5	1-2	0-3
87-88	1-5	1-2	0-3
88-89	2-2	2-0	0-2
89-90	1-3	1-1	0-2
90-91	2-2	2-0	0-2
91-92	3-1	2-0	1-1
92-93	4-0	2-0	2-0
93-94	2-2	1-1	1-1
94-95	2-2	1-1	1-1
95-96	2-2	1-1	1-1
96-97	2-2	1-1	1-1
97-98	4-0	2-0	2-0
98-99	2-2	2-0	0-2
99-00	3-1	2-0	1-1
00-01	2-2	1-1	1-1
01-02	1-3	0-2	1-1
02-03	3-1	1-1	2-0
03-04	1-3	1-1	0-2
04-05	1-3	1-1	0-2
05-06	1-2	1-1	0-1
06-07	0-4	0-2	0-2
07-08	1-2	1-0	0-2
08-09	1-3	1-1	0-2
09-10	0-4	0-2	0-2
10-11	0-3	0-2	0-1
11-12	1-2	1-0	0-2
12-13	0-4	0-2	0-2
13-14	1-3	1-1	0-2
14-15	0-3	0-2	0-1
15-16	3-1	2-0	1-1
16-17	2-1	1-0	1-1
17-18	2-2	0-2	2-0
18-19	3-0	1-0	2-0
19-20	1-3	0-2	1-1
20-21	3-0	1-0	2-0
21-22	1-3	1-1	0-2

DENVER NUGGETS



Pepsi Center, 1000 Chopper Circle
Denver, CO 80204

Phone: (303) 405-1100

Website: Nuggets.com

Twitter/Instagram: @Nuggets

PR Twitter: @NuggetsPR

COLORS:



HOME COURT (CAPACITY):

Ball Arena (19,520) - opened 1999

FOUNDED: 1967-68, Denver Rockets;

1974-75, Denver Nuggets; Former member of ABA

HEAD COACH: Michael Malone (College - Loyola (MD))

ASSISTANT COACHES:

David Adelman (College - Portland State)

Ryan Saunders (College -

Popeye Jones (College - Murray St.)

Ryan Bowen (College - Iowa)

Charles Klask (College - Michigan State)

John Beckett (College - Eckerd College)

Elvis Valcarcel (College - Rutgers)

Ognjen Stojakovic (College - Belgrade University)

PLAYER DEVELOPMENT:

Stephen Graham (College - Oklahoma State),

Boniface N'Dong

SPECIAL ASSISTANT TO HEAD COACH: Andrew Munson

VICE PRESIDENT OF SPORTS MEDICINE:

Steve Short (College - Michigan Tech)

HEAD ATHLETIC TRAINER:

Dan Shimensky (College - Central Washington.)

DIR. OF PERFORMANCE/HEAD STRENGTH AND

CONDITIONING COACH: Felipe Eichenberger (College - Northwestern Oklahoma State)

NBA TITLES WON: None

ALL-TIME NBA REGULAR SEASON RECORD:

2257-2192 (.506)

2022-21 RECORD: 48-34 (2nd in Northwest)

2021-22 PLAYOFF RESULTS: Loss 4-1 to Golden State in the First Round

ALL-TIME SERIES (46 YEARS)

	OVERALL	HOME	ROAD
Sac-Era	70-74	49-24	21-50
All-Time	93-99	65-32	28-67

CURRENT STREAKS

	OVERALL	HOME	ROAD
Kings	L4	L2	L2

2022-23 SERIES SCHEDULE

DATE	SITE	TIME (PT)
12/27	Golden 1 Center	7:00 p.m.
12/28	Golden 1 Center	7:00 p.m.
4/9	Ball Arena	12:30 p.m.

2021-22 VS. NUGGETS (0-4)

DATE	SITE	RESULT
1/7	Ball Arena	L, 111-121
2/24	Golden 1 Center	L, 110-128
2/26	Ball Arena	L, 110-115
3/9	Golden 1 Center	L, 100-106

SERIES FACTS

Last Home Win: 2/6/21 (119-114)

Last Road Win: 12/23/20 (124-122^{OT})

Last Home Loss: 3/9/22 (100-106)

Last Road Loss: 2/26/22 (110-115)

Biggest Win: 44 (146-102) vs. Den., 12/22/83

Biggest Loss: 33 (85-118) vs. Den., 12/6/08

2021-2022 SEASON SERIES (0-4) SACRAMENTO KINGS VS. DENVER

PLAYER	G-GS	MIN	FG-FGA	PCT	3FG-A	PCT	FT-FTA	PCT	OFF	DEF	TOT	AST	PF-DQ	STL	TO	BLK	PTS	AVG
Fox	4-4	150	42-83	.506	6-17	.353	18-21	.857	3	15	18	29	14-0	2	12	3	108	27.0
Sabonis (SAC)	2-2	70	21-37	.568	2-5	.400	3-6	.500	8	22	30	12	9-0	2	5	2	47	23.5
Barnes	4-4	144	19-42	.452	6-15	.400	20-23	.870	5	21	26	14	4-0	2	5	0	64	16.0
Haliburton	1-1	29	5-7	.714	4-5	.800	0-0	---	0	4	4	6	2-0	0	1	0	14	14.0
Bagley	1-1	29	5-10	.500	0-2	.000	2-2	1.000	2	3	5	0	2-0	1	1	1	12	12.0
Lyles (SAC)	3-1	56	8-17	.471	3-8	.375	3-6	.500	4	10	14	1	3-0	1	3	1	22	7.3
Metu	1-0	18	4-6	.667	1-2	.500	0-0	---	0	8	8	0	2-0	1	3	1	9	9.0
Holiday (SAC)	3-3	87	9-22	.409	6-15	.400	4-5	.800	1	5	6	6	7-0	4	2	2	28	9.3
Lamb (SAC)	2-0	50	7-17	.412	2-7	.286	7-8	.875	0	10	10	3	1-0	1	2	2	23	11.5
Len	3-1	44	10-18	.556	0-2	.000	5-7	.714	4	8	12	2	9-0	2	0	0	25	8.3
Hield	1-0	27	2-9	.222	2-7	.286	1-1	1.000	0	2	2	2	0-0	2	2	1	7	7.0
Mitchell	4-0	88	9-34	.265	4-15	.267	1-1	1.000	0	4	4	11	6-0	4	7	0	23	5.8
Harkless	3-2	35	6-13	.462	3-8	.375	0-0	---	1	4	5	1	4-0	0	2	1	15	5.0
Jones	4-1	65	8-18	.444	0-2	.000	4-7	.571	4	8	12	3	14-0	4	4	2	20	5.0
Thompson	1-0	11	1-3	.333	0-0	---	3-4	.750	2	1	3	0	1-0	0	1	1	5	5.0
DiVincenzo (SAC)	3-0	52	3-15	.200	2-11	.182	1-2	.500	1	3	4	4	5-0	0	4	1	9	3.0
Jackson (SAC)	1-0	2	0-1	.000	0-1	.000	0-0	---	0	0	0	0	0-0	0	0	1	0	0.0
Queta	1-0	1	0-0	---	0-0	---	0-0	---	0	0	0	0	0-0	0	0	0	0	0.0
Ramsey	1-0	1	0-0	---	0-0	---	0-0	---	0	0	0	0	0-0	0	0	0	0	0.0
Woodard	1-0	1	0-0	---	0-0	---	0-0	---	0	1	1	0	0-0	0	0	0	0	0.0
KINGS	4	960	159-352	.452	41-122	.336	72-93	.774	35	129	164	94	83-0	26	56	19	431	107.8
NUGGETS	4	960	173-335	.516	52-147	.354	72-92	.783	22	154	176	117	89-0	33	60	16	470	117.5

2021-2022 SEASON SERIES (4-0) DENVER NUGGETS VS. SACRAMENTO

PLAYER	G-GS	MIN	FG-FGA	PCT	3FG-A	PCT	FT-FTA	PCT	OFF	DEF	TOT	AST	PF-DQ	STL	TO	BLK	PTS	AVG
Jokic	4-4	137	43-75	.573	5-17	.294	23-32	.719	7	43	50	34	15-0	7	9	5	114	28.5
Morris	4-4	123	28-44	.636	11-16	.688	6-10	.600	2	11	13	15	4-0	4	5	1	73	18.3
Barton	3-3	96	18-37	.486	8-20	.400	10-10	1.000	1	9	10	13	6-0	2	6	2	54	18.0
Gordon	4-4	131	22-39	.564	3-12	.250	9-9	1.000	3	20	23	9	9-0	4	8	1	56	14.0
Forbes (TOT)	5-0	94	21-43	.488	12-27	.444	3-4	.750	1	4	5	4	6-0	2	6	1	57	11.4
Forbes (DEN)	3-0	55	8-20	.400	5-14	.357	3-4	.750	1	1	2	3	4-0	1	3	0	24	8.0
Je. Green	3-2	61	12-24	.500	2-10	.200	4-5	.800	0	9	9	5	8-0	0	3	1	30	10.0
Hyland	3-0	49	10-26	.385	6-17	.353	3-4	.750	0	10	10	9	5-0	1	2	1	29	9.7
Ja. Green	4-1	76	11-17	.647	4-8	.500	8-8	1.000	2	20	22	5	10-0	2	5	2	34	8.5
Cousins (TOT)	2-0	27	5-9	.556	1-3	.333	3-4	.750	1	13	14	1	8-0	3	10	1	14	7.0
Cousins (DEN)	2-0	27	5-9	.556	1-3	.333	3-4	.750	1	13	14	1	8-0	3	10	1	14	7.0
Rivers	4-1	102	9-24	.375	5-19	.263	1-2	.500	0	9	9	8	11-0	2	2	0	24	6.0
Reed	2-1	24	3-6	.500	1-3	.333	0-0	---	0	3	3	2	1-0	1	0	0	7	3.5
Campazzo	3-0	45	3-11	.273	0-6	.000	2-2	1.000	3	4	7	13	5-0	2	1	1	8	2.7
Nnaji	2-0	33	1-2	.500	1-1	1.000	0-2	.000	2	2	4	0	3-0	4	1	1	3	1.5
Howard	1-0	2	0-1	.000	0-1	.000	0-0	---	0	0	0	0	0-0	0	0	0	0	0.0
Jones (TOT)	1-0	5	0-4	.000	0-0	---	0-0	---	1	0	1	1	0-0	1	1	0	0	0.0
NUGGETS	4	960	173-335	.516	52-147	.354	72-92	.783	22	154	176	117	89-0	33	60	16	470	117.5
KINGS	4	960	159-352	.452	41-122	.336	72-93	.774	35	129	164	94	83-0	26	56	19	431	107.8



ALEX ENGLISH

KINGS VS NUGGETS

DATE	W/L	H/A	SCORE	+/-	DATE	W/L	H/A	SCORE	+/-	DATE	W/L	H/A	SCORE	+/-
10/26/85	L	A	112-123	-11	12/18/96	L	A	79-95	-16	12/28/09	W	H	106-101	+5
11/23/85	L	A	118-122	-4	1/7/97	L	A	96-109	-13	1/9/10	W	H	102-100	+2
1/4/86	W	H	112-107	+5	3/1/97	W	A	113-107	+6	2/1/10	L	A	109-112 ^{OT}	-3
1/28/86	W	H	125-120	+5	3/5/97	W	H	105-100	+5	1/1/11	L	A	86-104	-18
3/16/86	L	A	113-119	-6	11/25/97	W	H	97-93	+4	1/6/11	W	H	122-102	+20
3/18/86	W	H	117-113	+4	2/4/98	W	A	101-99	+2	3/30/11	L	A	90-104	-14
11/12/86	W	A	110-108	+2	2/12/98	W	H	87-84	+3	4/1/11	L	H	90-99	-9
12/16/86	L	H	119-120	-1	4/9/98	L	A	103-128	-25	1/4/12	L	A	83-110	-27
1/6/87	W	H	112-104	+8	4/10/99	W	H	110-104	+6	1/25/12	L	H	93-122	-29
1/31/87	L	A	113-142	-29	4/17/99	W	H	119-97	+22	3/5/12	L	A	116-119 ^{OT}	-3
3/2/87	W	A	117-114	+3	5/3/99	W	A	112-104	+8	12/16/12	L	H	97-122	-25
4/16/87	W	H	123-117	+6	11/14/99	W	H	126-116	+10	1/26/13	L	A	93-121	-28
11/10/87	W	H	134-123	+11	12/16/99	L	A	106-116	-10	3/5/13	L	H	113-120	-7
11/14/87	L	A	109-130	-21	2/10/00	W	H	96-84	+12	3/23/13	L	A	95-101	-6
12/2/87	L	A	120-147	-27	2/21/00	L	A	117-123 ^{OT}	-6	10/30/13	W	H	90-88	+2
3/7/88	W	H	116-114 ^{OT}	+2	1/21/01	L	A	93-106	-13	1/26/14	W	A	117-125	+8
3/29/88	L	H	103-107	-4	2/16/01	W	H	117-84	+33	2/23/14	W	A	109-95	+14
3/31/88	L	A	111-121	-10	3/9/01	W	H	110-104	+6	11/3/14	W	A	110-105	+5
12/1/88	L	H	126-133 ^{OT}	-7	4/18/01	L	A	100-110	-10	11/5/14	W	H	131-109	+22
1/16/89	L	A	110-116	-6	11/3/01	W	A	106-94	+12	1/9/15	L	H	108-118	-10
4/4/89	L	A	124-128	-4	1/16/02	W	A	112-107	+5	4/12/15	L	A	111-122	-11
4/13/89	W	H	121-112	+9	2/1/02	W	H	132-96	+36	2/19/16	W	H	116-110	+6
11/8/89	L	A	84-102	-18	3/21/02	W	H	118-82	+36	2/23/16	W	A	114-110	+4
12/15/89	L	A	112-121	-9	12/4/02	W	A	92-90	+2	4/2/16	W	A	115-106	+9
1/4/90	L	H	98-112	-14	12/6/02	W	H	98-77	+21	1/3/17	W	A	120-113	+7
4/10/90	L	H	113-121	-8	1/4/03	W	A	87-76	+11	2/23/17	W	H	116-100	+16
11/29/90	L	A	128-136	-8	4/11/03	W	H	105-103	+2	3/6/17	L	H	96-108	-12
12/26/90	L	H	112-128	-16	11/1/03	L	A	88-109	-21	3/11/17	L	A	92-105	-13
3/29/91	L	A	122-140	-18	1/11/04	W	H	117-106	+11	10/21/17	L	A	79-96	-17
4/18/91	W	H	123-104	+19	2/8/04	W	H	115-92	+23	11/20/17	L	H	98-114	-16
1/13/92	L	A	109-111	-2	4/12/04	L	A	89-97	-8	1/6/18	W	H	106-98	+12
1/21/92	W	A	94-85	+9	11/14/04	W	H	101-89	+12	3/11/18	L	A	104-130	-26
3/17/92	L	A	100-118	-18	1/11/05	L	A	99-113	-14	10/23/18	L	A	112-126	-14
4/9/92	W	H	124-107	+17	11/9/05	L	A	91-107	-16	1/3/19	L	H	113-117	-4
11/25/92	L	A	99-114	-15	11/11/05	W	H	101-85	+16	2/13/19	L	A	118-120	-2
1/5/93	W	H	126-106	+20	1/31/06	W	H	98-91	+7	10/28/19	L	H	94-101	-7
2/5/93	L	A	103-116	-13	4/15/06	W	A	100-82	+18	11/30/19	W	H	100-97 ^{OT}	+3
4/6/93	L	A	100-101	-1	12/22/06	W	A	101-96	+5	12/29/19	L	A	115-120	-5
11/5/93	W	H	109-100	+9	2/3/07	W	H	94-87	+7	12/23/20	W	A	124-122 ^{OT}	+2
1/8/94	L	A	98-104	-6	3/11/07	L	H	101-113	-12	12/29/20	W	H	125-115	+10
2/4/94	L	H	83-108	-25	4/4/07	L	A	115-120	-5	2/6/21	W	H	119-114	+5
3/18/94	W	A	115-103	+12	12/8/07	L	A	97-101	-4	1/7/22	L	A	111-121	-10
11/25/94	W	H	108-105 ^{OT}	+3	12/23/07	L	H	105-106	-1	2/24/22	L	H	110-128	-18
3/16/95	L	A	101-123	-22	4/5/08	W	A	118-115	+3	2/26/22	L	A	110-115	-5
3/20/95	W	H	91-89	+2	12/6/08	L	H	85-118	-33	3/9/22	L	H	100-106	-6
4/23/95	L	A	89-102	-13	1/20/09	L	A	99-118	-19					
11/28/95	W	H	91-85	+6	3/8/09	W	H	114-106	+8					
1/4/96	W	H	126-96	+30	4/13/09	L	A	98-118	-20					
1/20/96	W	A	115-110	+5										
4/15/96	W	A	90-86	+4										

	OVR	HM	RD
80-81	6-0	3-0	3-0
81-82	2-4	2-1	0-3
82-83	3-3	1-2	2-1
83-84	3-3	3-0	0-3
84-85	1-5	1-2	0-3
85-86	3-3	2-1	1-2
86-87	1-5	1-2	0-3
87-88	1-5	1-2	0-3
88-89	2-2	2-0	0-2
89-90	1-3	1-1	0-2
90-91	2-2	2-0	0-2
91-92	3-1	2-0	1-1
92-93	4-0	2-0	2-0
93-94	2-2	1-1	1-1
94-95	2-2	1-1	1-1
95-96	2-2	1-1	1-1
96-97	2-2	1-1	1-1
97-98	4-0	2-0	2-0
98-99	2-2	2-0	0-2
99-00	3-1	2-0	1-1
00-01	2-2	1-1	1-1
01-02	1-3	0-2	1-1
02-03	3-1	1-1	2-0
03-04	1-3	1-1	0-2
04-05	1-3	1-1	0-2
05-06	1-2	1-1	0-1
06-07	0-4	0-2	0-2
07-08	1-2	1-0	0-2
08-09	1-3	1-1	0-2
09-10	0-4	0-2	0-2
10-11	0-3	0-2	0-1
11-12	1-2	1-0	0-2
12-13	0-4	0-2	0-2
13-14	1-3	1-1	0-2
14-15	0-3	0-2	0-1
15-16	3-1	2-0	1-1
16-17	2-1	1-0	1-1
17-18	2-2	0-2	2-0
18-19	0-3	0-1	0-2
19-20	1-2	1-1	0-1
20-21	3-0	2-0	1-0
21-22	0-4	0-2	0-2

DETROIT PISTONS



2643 Park Avenue, Detroit, MI 48201
PF Address: 6201 Second Avenue, Detroit, MI 48202
Phone: (313) - PISTONS (747-8667)
Website: Pistons.com
Twitter/Instagram: @detroitpistons

COLORS:



HOME COURT (CAPACITY):

Little Caesars Arena (20,491) - opened 2017

FOUNDED: 1948-49, Fort Wayne Pistons;
 1957-58, Detroit Pistons

HEAD COACH: Dwayne Casey (College - Kentucky)

ASSISTANT COACHES:

Rex Kalamian
 Jerome Allen (College - Penn)
 Jim Moran (College - William & Mary)
 Bill Bayno (College - UMass)

SR. ADVISOR/PLAYER DEVELOPMENT: John Beilein

PLAYER DEVELOPMENT COACHES: Drew Jones, Brandon Bailey, Keith Bogans, Rashard Lewis, Alex Zampier, Jordan Brink, Austin Dufault, Drew Jones

SR. MEDICAL DIRECTOR:

Sebastien Poirier

HEAD ATHLETIC TRAINER:

Rachel Cutts (College - Iowa State)

SENIOR DIR. OF PERFORMANCE:

Trent Salo (College - Calvin College)

HEAD STRENGTH & CONDITIONING COACH:

Jordan Sabourin (College - Oakland)

OWNER: Tom Gores

VICE CHAIRMAN: Arn Tellem

GENERAL MANAGER: Troy Weaver

ASSOCIATE GENERAL MANAGER: George David

ASSISTANT GENERAL MANAGER/ PRESIDENT &

GENERAL MANAGER OF THE MOTOR CITY CRUISE:

ROB MURPHY

SR. VICE PRESIDENT & CHIEF OF COMMUNICATIONS:

Kevin Grigg

VICE PRESIDENT, PUBLIC RELATIONS: Cletus Lewis

DIRECTOR, COMMUNICATIONS: CLARK WILLIAMS

MANAGER, PUBLIC RELATIONS: Josh Schur

RADIO: 97.1 The Ticket, Mark Champion, Rick Mahorn, George Blaha

TV: Bally Sports Detroit (Cable), George Blaha, Greg Kelser

NBA TITLES WON: 3, 1988-89, 1989-90, 2003-04

ALL-TIME NBA REGULAR SEASON RECORD:

2796-3038 (.479)

2021-22 RECORD: 23-59 (5th in Central)

2021-22 PLAYOFF RESULTS: Did not qualify

ALL-TIME SERIES (74 YEARS)

	OVERALL	HOME	ROAD
Sac-Era	31-41	18-18	13-23
All-Time	174-174		

CURRENT STREAKS

	OVERALL	HOME	ROAD
Kings	L1	W1	L1

2022-23 SERIES SCHEDULE

DATE	SITE	TIME (PT)
11/20	Golden 1 Cente	3:00 p.m.
12/16	Little Caesars Arenar	4:00 p.m.

2021-22 VS. PISTONS (1-1)

DATE	SITE	RESULT
11/15	Little Caesars Arena	W, 129-107
1/19	Golden 1 Center	L, 131-133

SERIES FACTS

Last Home Win: 3/1/20 (106-100)
 Last Road Win: 11/15/21 (129-107)
 Last Home Loss: 1/19/22 (131-133)
 Last Road Loss: 1/22/20 (106-127)
 Biggest Win: 34 (130-96) vs. Det., 12/31/57
 Biggest Loss: 44 (100-144) @ Det., 2/18/73

2021-2022 SEASON SERIES (1-1) SACRAMENTO KINGS VS. DETROIT

PLAYER	G-GS	MIN	FG-FGA	PCT	3FG-A	PCT	FT-FTA	PCT	OFF	DEF	TOT	AST	PF-DQ	STL	TO	BLK	PTS	AVG
Davis	1-1	38	11-23	.478	7-13	.538	6-7	.857	2	4	6	3	3-0	1	0	1	35	35.0
Fox	2-2	70	18-39	.462	1-7	.143	9-11	.818	1	11	12	17	7-0	4	2	0	46	23.0
Barnes	2-2	64	10-22	.455	2-7	.286	13-16	.813	0	8	8	1	3-0	1	2	0	35	17.5
Haliburton	1-1	35	7-11	.636	3-3	1.000	0-0	---	1	1	2	10	2-0	2	5	1	17	17.0
Holmes	2-2	58	13-15	.867	0-0	---	3-6	.500	5	7	12	1	5-0	1	2	4	29	14.5
Bagley	2-1	42	10-18	.556	2-4	.500	2-3	.667	2	10	12	0	2-0	0	1	2	24	12.0
Hield	2-0	44	8-16	.500	6-12	.500	2-2	1.000	2	1	3	4	2-0	1	4	0	24	12.0
Mitchell	2-0	43	8-15	.533	4-6	.667	0-2	.000	1	0	1	11	5-0	2	2	2	20	10.0
Metu	2-1	53	7-13	.538	2-6	.333	3-6	.500	1	13	14	3	2-0	2	1	1	19	9.5
Thompson	1-0	15	1-4	.250	0-0	---	2-2	1.000	1	7	8	1	1-0	0	0	1	4	4.0
Jones	2-0	16	3-5	.600	1-1	1.000	0-0	---	3	1	4	2	1-0	1	1	1	7	3.5
Ramsey	1-0	2	0-1	.000	0-1	.000	0-0	---	0	0	0	1	1-0	0	0	0	0	0.0
KINGS	2	480	96-182	.527	28-60	.467	40-55	.727	19	63	82	54	34-0	15	21	13	260	130.0
PISTONS	2	480	85-187	.455	28-83	.337	42-47	.894	29	59	88	50	36-1	10	27	8	240	120.0

2021-2022 SEASON SERIES (1-1) DETROIT PISTONS VS. SACRAMENTO

PLAYER	G-GS	MIN	FG-FGA	PCT	3FG-A	PCT	FT-FTA	PCT	OFF	DEF	TOT	AST	PF-DQ	STL	TO	BLK	PTS	AVG
Bey	2-2	62	19-35	.543	9-18	.500	11-12	.917	3	8	11	6	6-0	3	4	0	58	29.0
Olynyk	1-0	22	8-17	.471	2-7	.286	4-4	1.000	4	5	9	5	2-0	1	1	1	22	22.0
Cunningham	2-2	56	14-28	.500	6-13	.462	4-5	.800	2	7	9	8	7-1	2	5	0	38	19.0
Joseph	2-1	43	7-17	.412	2-6	.333	5-6	.833	1	4	5	9	1-0	0	2	1	21	10.5
McGruder	2-0	43	8-14	.571	3-8	.375	2-2	1.000	5	1	6	3	2-0	1	1	0	21	10.5
H. Diallo	2-1	37	7-9	.778	0-2	.000	2-3	.667	0	4	4	4	5-0	1	1	0	16	8.0
F. Jackson	1-0	18	3-6	.500	2-3	.667	0-0	---	0	0	0	0	0-0	1	2	0	8	8.0
Stewart	2-2	49	7-18	.389	0-1	.000	1-2	.500	10	11	21	5	4-0	0	2	1	15	7.5
Grant	1-1	27	3-10	.300	1-5	.200	0-0	---	0	1	1	1	1-0	0	1	0	7	7.0
Lyles	2-0	34	4-14	.286	1-7	.143	3-3	1.000	1	6	7	0	3-0	0	2	2	12	6.0
J. Jackson	2-0	34	2-8	.250	1-6	.167	6-6	1.000	0	3	3	4	2-0	0	1	2	11	5.5
Garza	1-0	17	2-4	.500	1-2	.500	0-0	---	3	4	7	1	2-0	0	0	0	5	5.0
Lee	2-0	16	1-2	.500	0-1	.000	4-4	1.000	0	0	0	1	0-0	0	1	0	6	3.0
Hayes	1-1	23	0-5	.000	0-4	.000	0-0	---	0	5	5	3	1-0	1	2	1	0	0.0
PISTONS	2	480	85-187	.455	28-83	.337	42-47	.894	29	59	88	50	36-1	10	27	8	240	120.0
KINGS	2	480	96-182	.527	28-60	.467	40-55	.727	19	63	82	54	34-0	15	21	13	260	130.0



ISIAH
THOMAS

KINGS VS PISTONS

DATE	W/L	H/A	SCORE	+/-	DATE	W/L	H/A	SCORE	+/-
12/7/85	W	A	122-112	+10	11/8/05	L	H	88-102	-14
12/17/85	W	H	132-121	+11	12/14/05	L	A	98-109	-11
12/10/86	L	A	101-108	-7	11/8/06	W	H	99-86	+13
1/24/87	W	H	138-113	+25	1/20/07	L	A	74-91	-17
2/23/88	L	H	105-121	-16	11/18/07	W	H	105-95	+10
3/14/88	L	A	97-109	-12	1/18/08	W	A	100-93	+7
1/29/89	L	A	97-122	-25	11/11/08	L	H	92-100	-8
2/16/89	L	H	84-95	-11	1/2/09	L	A	92-98	-6
11/28/89	L	H	81-93	-12	2/10/10	W	A	103-97	+6
3/6/90	L	A	91-101	-10	2/23/10	L	H	89-101	-12
11/25/90	L	A	92-105	-13	11/14/10	L	H	94-100	-6
12/8/90	L	H	93-104	-11	1/15/11	L	A	106-110	-4
1/8/92	L	A	95-114	-19	2/17/12	L	A	108-114	-6
3/14/92	L	H	83-89	-6	3/14/12	L	H	112-124	-12
3/16/93	L	H	110-113	-3	11/7/12	W	H	105-103	+2
4/2/93	L	A	100-109	-9	1/1/13	L	A	97-103	-6
12/30/93	L	A	97-91	+6	11/15/13	L	H	90-97	-7
3/14/94	L	H	102-108	-6	3/11/14	L	A	89-99	-10
1/5/95	W	H	94-88	+6	12/13/14	L	H	90-95	-5
2/20/95	L	A	93-99	-6	1/4/15	L	A	95-114	-19
2/3/96	W	A	94-85	+9	11/11/15	W	H	101-92	+9
2/26/96	L	H	78-93	-15	3/18/16	L	A	108-115	-7
12/1/96	L	A	66-95	-29	1/10/17	W	H	100-94	+6
1/22/97	W	H	97-92	+5	1/23/17	W	A	109-104	+5
2/23/98	L	A	85-111	-26	11/4/17	L	A	99-108	-9
3/4/98	W	H	109-89	+20	3/19/18	L	H	90-106	-16
2/2/00	W	A	113-110	+3	1/10/19	W	H	112-102	+10
3/24/00	W	H	113-103	+10	1/19/19	W	A	103-101	+2
11/3/00	W	A	100-93	+7	1/22/20	L	A	106-127	-21
3/22/01	W	H	103-98	+5	3/1/20	W	H	106-100	+6
12/18/01	W	H	102-98	+4	2/26/21	W	A	110-107	+3
4/3/02	W	A	107-86	+21	4/8/21	L	H	101-113	-7
2/25/03	W	H	81-75	+6	11/15/21	W	A	129-107	+22
3/30/03	L	A	88-99	-11	1/19/22	L	H	131-133	-2
11/11/03	W	H	97-91	+6					
2/11/04	W	A	96-94	+2					
3/6/05	W	H	100-85	+15					
3/30/05	L	A	82-99	-17					

OVR HM RD

48-72	68-71		
72-73	3-3	3-0	0-3
73-74	2-4	2-1	0-3
74-75	6-2	4-0	2-2
75-76	2-5	2-2	0-3
76-77	0-4	0-2	0-2
77-78	3-1	2-0	1-1
78-79	2-2	2-0	0-2
79-80	2-0	1-0	1-0
80-81	1-1	1-0	0-1
81-82	0-2	0-1	0-1
82-83	2-0	1-0	1-0
83-84	1-1	1-0	0-1
84-85	1-1	1-0	0-1
85-86	2-0	1-0	1-0
86-87	1-1	1-0	0-1
87-88	0-2	0-1	0-1
88-89	0-2	0-1	0-1
89-90	0-2	0-1	0-1
90-91	0-2	0-1	0-1
91-92	0-2	0-1	0-1
92-93	0-2	0-1	0-1
93-94	1-1	0-1	1-0
94-95	1-1	1-0	0-1
95-96	1-1	0-1	1-0
96-97	1-1	1-0	0-1
97-98	1-1	1-0	0-1
98-99	0-0	0-0	0-0
99-00	2-0	1-0	1-0
00-01	2-0	1-0	1-0
01-02	2-0	1-0	1-0
02-03	1-1	1-0	0-1
03-04	2-0	1-0	1-0
04-05	1-1	1-0	0-1
05-06	0-2	0-1	0-1
06-07	1-1	1-0	0-1
07-08	2-0	1-0	1-0
08-09	0-2	0-1	0-1
09-10	1-1	0-1	1-0
10-11	0-2	0-1	0-1
11-12	0-2	0-1	0-1
12-13	1-1	1-0	0-1
13-14	0-2	0-1	0-1
14-15	0-2	0-1	0-1
15-16	1-1	1-0	0-1
16-17	2-0	1-0	1-0
17-18	0-2	0-1	0-1
18-19	2-0	1-0	1-0
19-20	1-1	1-0	0-1
20-21	1-1	0-1	1-0
21-22	1-1	0-1	1-0

GOLDEN STATE WARRIORS



1 Warriors Way
San Francisco, CA 94158
Phone: (415) 388-0100
Website: Warriors.com
Twitter: @warriors
PR Twitter: @warriorsPR

COLORS:



HOME COURT (CAPACITY):

Chase Center (18,064) - opened 2019

FOUNDED: 1946-47, Philadelphia Warriors;
1962-63, San Francisco Warriors; 1971-72,
Golden State Warriors

HEAD COACH: Steve Kerr (College - Arizona)

ASSISTANT COACHES:

Bruce Fraser (College - Arizona)
Ron Adams (College - Fresno Pacific)
Kenny Atkinson (College - Richmond)
Chris Demarco (College - Dominican)
DeJan Mijovic
Jama Mahlalela

PLAYER DEVELOPMENT COACHES:

Hilton Armstrong, Jacob Rubin, Kris Weems, Anthony Varen

VP, PLAYER HEALTH AND PERFORMANCE:

Dr. Rick Celebrini (College - University of British Columbia)

DIRECTOR OF MEDICAL SERVICES:

Drew Yoder (College - Kansas State)

CO-EXECUTIVE CHAIRMAN & CEO: Joe Lacob

CO-EXECUTIVE CHAIRMAN: Peter Guber

PRESIDENT & CHIEF OPERATING OFFICER: Brandon Schneider

PRESIDENT OF BASKETBALL OPERATIONS/GENERAL MANAGER: Bob Myers

EXECUTIVE VP, BASKETBALL OPERATIONS: Kirk Lacob

DIRECTOR OF PLAYER PERSONNEL/ASSISTANT

GENERAL MANAGER: Larry Harris

ASSISTANT GENERAL MANAGER: Mike Dunleavy Jr.

SR. VICE PRESIDENT, COMMUNICATIONS: Raymond Ridder

SR. DIRECTOR, BASKETBALL COMMUNICATIONS: Brett Winkler

DIRECTOR, BASKETBALL COMMUNICATIONS: Michael Ravina

DIRECTOR, PUBLICATIONS AND STATISTICAL

INFORMATION: Darryl Arata

MANAGER, PUBLIC RELATIONS: Cole Lawrence

RADIO: KGMZ-FM (95.7 The Game), Tim Roye, Jim

Barnett, Tom Tolbert

TV: NBC Sports Bay Area (cable), Bob Fitzgerald,

Kelenna Azubuike

NBA TITLES WON: 6, 1946-47, 1955-56, 1974-75,
2014-15, 2016-17, 2017-18

ALL-TIME NBA REGULAR SEASON RECORD:
2879-3060 (.485)

2021-22 RECORD: 53-29 (2nd in Pacific)

2021-22 PLAYOFF RESULTS: Won the NBA Finals

ALL-TIME SERIES (74 YEARS)

	OVERALL	HOME	ROAD
Sac-Era	71-84	44-32	27-52
All-Time	192-212		

CURRENT STREAKS

	OVERALL	HOME	ROAD
Kings	L5	L2	L4

2022-23 SERIES SCHEDULE

DATE	SITE	TIME (PT)
10/23	Chase Center	5:30 p.m.
11/7	Chase Center	7:00 p.m.
11/13	Golden 1 Center	6:00 p.m.
4/7	Golden 1 Center	7:00 p.m.

2021-22 VS. WARRIORS (0-4)

DATE	SITE	RESULT
10/24	Golden 1 Center	L, 107-119
12/20	Chase Center	L, 98-113
2/3	Chase Center	L, 114-126
4/3	Golden 1 Center	L, 90-109

SERIES FACTS

Last Home Win: 3/25/21 (141-119)

Last Road Win: 2/25/20 (112-94)

Last Home Loss: 4/3/22 (90-109)

Last Road Loss: 2/3/22 (114-126)

Biggest Win: 32 (85-53) vs. Phil., 11/5/49

Biggest Loss: 62 (91-153) @ GS, 11/2/91

2021-2022 SEASON SERIES (0-4) SACRAMENTO KINGS VS. GOLDEN STATE

PLAYER	G-GS	MIN	FG-FGA	PCT	3FG-A	PCT	FT-FTA	PCT	OFF	DEF	TOT	AST	PF-DQ	STL	TO	BLK	PTS	AVG
Sabonis (TOT)	1-1	36	12-17	.706	0-1	.000	6-10	.600	6	5	11	0	2-0	2	1	1	30	30.0
Barnes	4-4	147	28-52	.538	11-28	.393	19-25	.760	8	20	28	8	3-0	2	9	0	86	21.5
Mitchell	3-2	108	24-44	.545	6-14	.429	3-7	.429	0	2	2	21	6-0	2	6	0	57	19.0
Fox	1-1	34	8-16	.500	1-6	.167	0-1	.000	2	3	5	6	3-0	0	7	0	17	17.0
Haliburton	3-3	107	14-38	.368	6-16	.375	8-9	.889	2	15	17	26	4-0	5	10	2	42	14.0
Jones	3-1	80	11-19	.579	1-2	.500	11-13	.846	4	10	14	7	3-0	2	6	4	34	11.3
Harkless	3-2	79	13-22	.591	5-13	.385	2-2	1.000	0	8	8	4	4-0	6	4	1	33	11.0
Holiday (SAC)	1-1	26	2-7	.286	2-4	.500	0-0	---	0	3	3	1	1-0	0	1	0	6	6.0
Metu	3-1	77	14-27	.519	1-9	.111	4-4	1.000	0	10	10	5	4-0	2	3	1	33	11.0
Hield	3-1	91	10-34	.294	10-29	.345	0-0	---	1	10	11	6	8-0	4	8	0	30	10.0
Holmes	2-2	56	8-14	.571	0-0	---	4-4	1.000	3	12	15	4	9-0	1	3	2	20	10.0
DiVincenzo (SAC)1-0	30	4-13	.308	2-9	.222	4-4	1.000	0	4	4	4	1	1-0	2	2	0	14	14.0
Lamb (SAC)	1-0	12	2-6	.333	0-3	.000	1-1	1.000	0	1	1	0	1-0	0	1	0	5	5.0
Lyles (SAC)	1-1	21	2-6	.333	1-4	.250	2-2	1.000	1	2	3	1	2-0	0	1	0	7	7.0
Thompson	2-1	43	8-16	.500	0-0	---	0-2	.000	5	11	16	1	2-0	1	3	0	16	8.0
Jackson (SAC)	1-0	20	2-5	.400	0-1	.000	1-2	.500	1	3	4	0	3-0	1	0	1	5	5.0
Ramsey	1-0	6	1-5	.200	0-0	---	0-0	---	0	0	0	0	0-0	0	0	0	2	2.0
Robinson	1-0	5	1-4	.250	0-2	.000	0-0	---	0	0	0	1	1-0	0	0	0	2	2.0
Davis	1-0	12	0-2	.000	0-2	.000	0-0	---	0	2	2	1	1-0	0	0	0	0	0.0
Queta	1-0	2	0-0	---	0-0	---	0-0	---	0	0	0	1	0-0	0	1	0	0	0.0
Woodard	1-0	2	0-0	---	0-0	---	0-0	---	0	1	1	0	0-0	0	0	0	0	0.0
KINGS	4	960	152-330	.461	46-142	.324	59-76	.776	27	117	144	97	56-0	28	69	11	409	102.3
WARRIORS	4	960	177-348	.509	64-150	.427	49-64	.766	40	132	172	110	78-2	43	56	23	467	116.8

2021-2022 SEASON SERIES (4-0) GOLDEN STATE WARRIORS VS. SACRAMENTO

PLAYER	G-GS	MIN	FG-FGA	PCT	3FG-A	PCT	FT-FTA	PCT	OFF	DEF	TOT	AST	PF-DQ	STL	TO	BLK	PTS	AVG
Curry	3-3	103	29-61	.475	12-34	.353	7-9	.778	1	10	11	21	6-0	5	11	2	77	25.7
Thompson	1-1	24	8-11	.727	7-9	.778	0-0	---	0	5	5	7	3-0	0	2	0	23	23.0
Poole	3-2	91	21-39	.538	6-18	.333	8-8	1.000	2	11	13	11	8-0	5	10	3	56	18.7
Wiggins	3-3	95	19-41	.463	8-16	.500	8-10	.800	2	8	10	9	5-0	1	2	0	54	18.0
Lee	4-1	108	22-37	.595	7-15	.467	3-3	1.000	3	15	18	3	6-0	3	2	1	54	13.5
Kuminga	3-1	64	15-25	.600	2-7	.286	5-10	.500	2	12	14	5	9-1	3	3	1	37	12.3
Green	3-3	92	15-28	.536	4-6	.667	2-4	.500	4	20	24	21	10-1	3	9	4	36	12.0
Iguodala	1-0	24	3-5	.600	2-4	.500	2-2	1.000	1	0	1	6	0-0	1	0	0	10	10.0
Porter	2-0	54	7-15	.467	2-7	.286	1-2	.500	3	11	14	5	5-0	4	2	5	17	8.5
Bjelica	3-0	55	9-23	.391	3-9	.333	4-4	1.000	7	11	18	9	3-0	3	4	2	25	8.3
Payton	4-1	66	11-24	.458	3-7	.429	2-3	.667	6	5	11	0	7-0	7	1	1	27	6.8
Toscano-Anderson4-0	70	8-16	.500	4-8	.500	1-1	1.000	3	9	12	7	7	7-0	7	1	1	21	5.3
Looney	4-4	71	6-10	.600	0-0	---	6-8	.750	5	10	15	4	6-0	1	2	3	18	4.5
Chiozza	1-0	12	1-2	.500	1-2	.500	0-0	---	0	0	0	1	2-0	0	2	0	3	3.0
Moody	3-1	28	3-9	.333	3-7	.429	0-0	---	1	4	5	0	1-0	0	1	0	9	3.0
Weatherspoon	2-0	4	0-2	.000	0-1	.000	0-0	---	0	1	1	1	0-0	0	0	0	0	0.0
WARRIORS	4	960	177-348	.509	64-150	.427	49-64	.766	40	132	172	110	78-2	43	56	23	467	116.8
KINGS	4	960	152-330	.461	46-142	.324	59-76	.776	27	117	144	97	56-0	28	69	11	409	102.3



RICK BARRY

KINGS VS WARRIORS

DATE	W/L	H/A	SCORE	+/-
11/10/85	L	A	111-117	-6
11/14/85	W	H	112-103	+9
12/26/85	L	A	121-131	-10
1/17/86	W	A	125-111	+14
2/23/86	W	H	127-124	+3
11/28/86	L	H	97-103	-6
1/2/87	L	A	109-115	-6
1/20/87	W	H	123-114	+9
3/10/87	L	A	114-125	-11
4/11/87	L	H	118-124 ^{OT}	-6
11/6/87	W	H	134-106	+28
2/9/88	L	A	99-117	-18
3/23/88	L	A	118-126	-8
4/10/88	W	H	121-115	+7
4/22/88	W	A	117-109	+8
1/21/89	L	H	111-136	-25
2/9/89	W	H	142-117	+25
3/4/89	L	A	143-155	-12
3/5/89	W	H	110-96	+14
4/15/89	W	A	114-110	+4
11/22/89	L	A	109-133	-24
12/8/89	W	A	126-121	+5
12/12/89	L	H	103-118	-15
1/24/90	W	H	129-99	+30
3/11/90	L	A	116-123	-7
11/17/90	L	A	111-112	-1
1/3/91	W	H	131-113	+18
3/5/91	W	H	100-92	+8
3/10/91	L	A	87-97	-10
4/6/91	W	H	119-108	+11
11/2/91	L	A	91-153	-62
12/7/91	L	A	120-124	-4
3/2/92	L	H	98-118	-20
3/31/92	L	H	136-148 ^{2OT}	-12
4/3/92	L	A	116-124 ^{OT}	-8
12/12/92	L	H	120-124	-4
1/18/93	W	A	111-107	+4
2/13/93	L	H	110-111	-1
3/19/93	L	H	101-113	-12
4/21/93	L	A	105-132	-27
12/17/93	L	H	94-109	-15
1/4/94	L	A	112-115	-3
2/15/94	L	A	113-123	-10
4/21/94	L	A	96-121	-25
4/24/94	W	H	105-97	+8
12/10/94	W	H	106-94	+12
12/13/94	W	A	112-107	+5
1/19/95	W	H	112-103	+9
3/17/95	W	H	128-110	+18
4/20/95	W	A	112-98	+14
1/6/96	W	H	115-106	+9
1/26/96	L	A	118-124	-6
3/10/96	W	A	96-95	+1
4/21/96	W	H	107-100	+7

DATE	W/L	H/A	SCORE	+/-
2/16/97	W	H	105-85	+2
3/9/97	L	A	98-102	-4
4/11/97	W	H	97-87	+10
4/19/97	W	A	122-120 ^{OT}	+2
12/7/97	W	H	99-84	+15
12/13/97	L	A	91-95 ^{OT}	-4
2/13/98	W	A	109-92	+17
3/9/98	L	H	88-93	-5
3/15/99	W	A	111-105	+6
4/21/99	W	H	103-94	+9
4/26/99	L	A	89-114	-25
11/26/99	W	H	124-95	+29
12/20/99	L	A	99-111	-12
1/15/00	W	A	114-99	+15
4/13/00	W	H	130-107	+23
11/8/00	W	H	115-84	+31
11/10/00	W	A	114-107 ^{OT}	+7
1/30/01	W	H	105-79	+26
2/28/01	W	A	122-101	+21
1/18/02	W	H	121-97	+24
3/1/02	W	A	116-108	+8
4/10/02	W	A	118-116	+2
4/16/02	W	H	120-106	+14
11/13/02	W	A	104-93	+11
12/22/02	W	H	103-88	+15
1/20/03	W	A	102-80	+22
3/18/03	W	H	117-91	+26
11/16/03	W	H	106-104	+2
12/26/03	L	A	91-98	-7
3/9/04	W	H	96-92	+4
4/14/04	L	A	91-97	-6
12/26/04	L	H	94-98	-4
2/2/05	W	A	111-107 ^{OT}	+4
3/17/05	L	A	97-100	-3
3/20/05	L	H	94-104	-10
11/30/05	L	A	106-113	-7
2/21/06	W	H	102-77	+25
3/26/06	L	H	83-90	-7
3/31/06	W	A	96-93	+3
11/16/06	L	A	105-117	-12
12/12/06	L	A	113-126	-13
12/30/06	W	H	119-96	+23
4/13/07	L	H	108-125	-17
11/28/07	L	H	96-103	-7
2/9/08	L	A	102-105	-3
3/18/08	W	H	122-105	+17
4/8/08	L	A	132-140	-8
11/9/08	W	H	115-98	+17
1/14/09	W	A	135-133 ^{3OT}	+2
4/1/09	L	A	141-143 ^{OT}	-2
4/5/09	L	H	100-105	-5

DATE	W/L	H/A	SCORE	+/-
11/8/09	W	H	120-107	+13
1/8/10	L	A	101-108	-7
1/26/10	W	H	99-96	+3
2/17/10	L	A	98-130	-32
12/21/10	L	H	109-117 ^{OT}	-8
1/21/11	L	A	112-119 ^{OT}	-7
3/14/11	W	H	129-119	+10
4/10/11	W	A	104-103	+1
1/31/12	L	A	90-93	-3
2/4/12	W	H	114-106 ^{OT}	+8
3/13/12	L	H	89-115	-16
3/24/12	L	A	108-111	-3
11/5/12	W	H	94-92	+2
12/19/12	W	H	131-127	+4
3/6/13	L	A	83-87	-4
3/27/13	W	A	105-98	+7
11/2/13	L	A	87-98	-11
12/1/13	L	H	113-115	-2
2/19/14	L	H	92-101	-9
4/4/14	L	A	69-102	-33
10/29/14	L	H	77-95	-18
12/22/14	L	A	108-128	-20
1/23/15	L	A	101-126	-25
2/3/15	L	H	96-121	-25
11/7/15	L	H	94-103	-9
11/28/15	L	A	101-120	-19
12/28/15	L	A	103-122	-19
1/9/16	L	H	116-128	-12
1/8/17	L	H	106-117	-11
2/4/17	W	H	109-106	+3
2/15/17	L	A	86-109	-23
3/24/17	L	A	100-114	-14
11/24/18	L	A	116-117	-1
12/14/18	L	H	125-130	-5
1/5/19	L	H	123-127	-4
2/21/19	L	A	123-125	-2
12/15/19	W	A	100-79	+21
1/6/20	W	H	111-98	+13
2/25/20	W	A	112-94	+18
1/4/21	L	A	137-106	-31
3/25/21	W	H	141-119	+22
4/25/21	L	A	113-117	-4
10/24/21	L	H	107-119	-12
12/20/21	L	A	98-113	-15
2/3/22	L	A	114-126	-12
4/3/22	L	H	109-119	-10


	OVR	HM	RD	NTL
48-62	52-57	(Phil. Era)		
62-63	6-3	4-0	2-2	0-1
63-64	5-4	1-2	2-2	2-0
64-65	8-2	4-1	4-1	
65-66	5-5	2-1	1-3	2-1
66-67	5-4	2-1	3-2	0-1
67-68	4-3	3-0	1-3	
68-69	3-3	1-1	2-1	0-1
69-70	2-4	0-3	2-1	
70-71	2-3	0-1	1-2	1-0
71-72	2-3	2-1	0-2	
72-73	2-4	2-1	0-3	
73-74	3-3	2-1	1-2	
74-75	2-2	2-0	0-2	
75-76	1-4	1-2	0-2	
76-77	3-1	2-0	1-1	
77-78	1-3	0-2	1-1	
78-79	2-2	1-1	1-1	
79-80	3-3	2-1	1-2	
80-81	0-5	0-3	0-2	
81-82	2-3	1-1	1-2	
82-83	4-1	2-1	2-0	
83-84	1-4	1-1	0-3	
84-85	3-2	3-0	0-2	
85-86	3-2	2-0	1-2	
86-87	1-4	1-2	0-2	
87-88	3-2	2-0	1-2	
88-89	3-2	2-1	1-1	
89-90	2-3	1-1	1-2	
90-91	3-2	3-0	0-2	
91-92	0-5	0-2	0-3	
92-93	1-4	0-3	1-1	
93-94	1-4	1-1	0-3	
94-95	5-0	3-0	2-0	
95-96	3-1	2-0	1-1	
96-97	3-1	2-0	1-1	
97-98	2-2	1-1	1-1	
98-99	2-1	1-0	1-1	
99-00	3-1	2-0	1-1	
00-01	4-0	2-0	2-0	
01-02	4-0	2-0	2-0	
02-03	4-0	2-0	2-0	
03-04	2-2	2-0	0-2	
04-05	1-3	0-2	1-1	
05-06	2-2	1-1	1-1	
06-07	1-3	1-1	0-2	
07-08	1-3	1-1	0-2	
08-09	2-2	1-1	1-1	
09-10	2-2	2-0	0-2	
10-11	2-2	1-1	1-1	
11-12	1-3	1-1	0-2	
12-13	3-1	2-0	1-1	
13-14	0-4	0-2	0-2	
14-15	0-4	0-2	0-2	
15-16	0-4	0-2	0-2	
16-17	1-3	1-1	0-2	
17-18	2-2	0-2	2-0	
18-19	0-4	0-2	0-2	
19-20	3-0	1-0	2-0	
20-21	1-2	1-0	0-2	
21-22	0-4	0-2	0-2	

HOUSTON ROCKETS



Toyota Center, 1510 Polk Street
Houston, TX 77002
Phone: (713) 758-7200
Website: Rockets.com
Twitter: @HoustonRockets

COLORS:



HOME COURT (CAPACITY):

Toyota Center (18,055) - opened 2003

FOUNDED: 1967-68, San Diego Rockets;
1971-72 Houston Rockets

HEAD COACH: Stephen Silas (College - Brown)

ASSISTANT COACHES:

John Lucas (College - Maryland)
Jeff Hornacek (College - Iowa State)
Will Weaver (College - Texas)
Rick Higgins (College - Colorado)
DeSagana Diop

HEAD ATHLETIC TRAINER:

Jason Biles (College - North Florida)

OWNER: Tilman J. Fertita

CHIEF EXECUTIVE OFFICER: Tad Brown

GENERAL MANAGER: Rafael Stone

SENIOR VICE PRESIDENT OF BASKETBALL

OPERATIONS: Eli Witus

VICE PRESIDENT, MEDIA & PLAYER RELATIONS:

Travey Hughes

SENIOR MANAGER, MEDIA RELATIONS:

Sean McCloskey

MEDIA RELATIONS COORDINATOR: Tomorrow Huff

RADIO: SportsTalk (KMBE 790 AM), NewsRadio 740
(KTRH 740 AM), Craig Ackerman, Matt Thomas

RADIO (SPANISH): La Ranchere (KEYH 850 AM, KNTE
101.7 FM), Adrian Chavarria

TV: AT&T SportsNet, Bill Worrell, Matt Bullard,
Clyde Drexler, Craig Ackerman

NBA TITLES WON: 2, 1993-94, 1994-95

ALL-TIME NBA REGULAR SEASON RECORD:
2306-2136 (.519)

2021-22 RECORD: 20-62 (5th in Southwest
Division)

2021-22 PLAYOFF RESULTS: Did not qualify

ALL-TIME SERIES (55 YEARS)

	OVERALL	HOME	ROAD
Sac-Era	48-97	31-41	17-56
All-Time	94-138	59-54	33-83

CURRENT STREAKS

	OVERALL	HOME	ROAD
Kings	W3	L1	W2

2022-23 SERIES SCHEDULE

DATE	SITE	TIME (PT)
1/11	Golden 1 Center	7:00 p.m.
1/13	Golden 1 Center	7:00 p.m.
2/6	Toyota Center	5:00 p.m.
2/8	Toyota Center	5:00 p.m.

2021-22 VS. ROCKETS (3-1)

DATE	SITE	RESULT
1/14	Golden 1 Center	W, 126-114
1/16	Golden 1 Center	L, 112-118
3/30	Toyota Center	W, 121-118
4/1	Toyota Center	W, 122-117

SERIES FACTS

Last Home Win: 1/14/22 (126-114)
Last Road Win: 4/1/22 (122-117)
Last Home Loss: 1/16/22 (112-118)
Last Road Loss: 1/2/21 (94-102)
Biggest Win: 36 (113-77) vs. Hou., 11/19/01
Biggest Loss: 40 (93-133) vs. Hou., 12/12/95

2021-2022 SEASON SERIES (3-1) SACRAMENTO KINGS VS. HOUSTON

PLAYER	G-GS	MIN	FG-FGA	PCT	3FG-A	PCT	FT-FTA	PCT	OFF	DEF	TOT	AST	PF-DQ	STL	TO	BLK	PTS	AVG
Bagley	1-1	33	12-20	.600	0-2	.000	2-2	1.000	4	9	13	1	1-0	0	1	2	26	26.0
Hield	2-0	62	14-29	.483	9-19	.474	9-11	.818	1	10	11	3	5-0	5	3	0	46	23.0
Fox	2-2	61	17-30	.567	3-6	.500	4-9	.444	0	9	9	12	5-0	2	7	0	41	20.5
Barnes	4-4	141	21-41	.512	8-20	.400	16-19	.842	2	13	15	13	8-0	2	5	1	66	16.5
Davis	2-1	55	11-22	.500	5-14	.357	4-5	.800	1	5	6	6	7-0	6	2	1	31	15.5
Jones	3-2	79	17-29	.586	0-2	.000	9-12	.750	7	23	30	8	10-0	1	2	10	43	14.3
Mitchell	4-2	131	23-58	.397	3-16	.188	6-9	.667	4	11	15	27	8-0	6	13	4	55	13.8
DiVincenzo (TOT)	2-0	59	8-18	.444	5-10	.500	6-6	1.000	3	14	17	11	6-0	5	5	3	27	13.5
DiVincenzo (SAC)	2-0	59	8-18	.444	5-10	.500	6-6	1.000	3	14	17	11	6-0	5	5	3	27	13.5
Lyles (TOT)	4-2	98	14-32	.438	6-13	.462	17-21	.810	6	10	16	7	4-0	1	3	2	51	12.8
Lyles (SAC)	2-2	63	9-21	.429	4-8	.500	16-19	.842	3	5	8	5	0-0	1	0	1	38	19.0
Metu	4-2	83	21-41	.512	4-13	.308	2-3	.667	1	24	25	1	11-0	3	5	2	48	12.0
Lamb (TOT)	3-0	60	12-24	.500	3-9	.333	5-7	.714	6	6	12	7	4-0	1	1	1	32	10.7
Lamb (SAC)	2-0	38	6-13	.462	0-3	.000	4-5	.800	3	4	7	2	2-0	1	0	0	16	8.0
Haliburton	1-1	31	3-8	.375	1-6	.167	2-2	1.000	1	5	6	12	2-0	0	1	0	9	9.0
Jackson (TOT)	4-0	59	8-19	.421	1-8	.125	7-12	.583	3	10	13	6	6-0	1	2	3	24	6.0
Jackson (SAC)	2-0	30	5-10	.500	1-3	.333	5-10	.500	1	2	3	2	5-0	1	1	2	16	8.0
Harkless	1-0	19	2-4	.500	0-1	.000	1-2	.500	1	1	2	1	0-0	0	0	1	5	5.0
Holmes	1-1	15	2-2	1.000	0-0	---	0-0	---	0	0	0	0	3-0	1	1	0	4	4.0
Holiday (TOT)	3-3	61	4-16	.250	3-13	.231	0-0	---	0	7	7	3	4-0	2	2	0	11	3.7
Holiday (SAC)	2-2	24	1-7	.143	1-6	.167	0-0	---	0	2	2	1	2-0	1	0	0	3	1.5
Queta	1-0	5	1-3	.333	0-0	---	0-0	---	2	1	3	0	2-0	0	0	0	2	2.0
Len	4-0	32	2-7	.286	0-0	---	1-4	.250	7	2	9	4	10-0	2	2	3	5	1.3
KINGS	4	960	175-363	.482	44-129	.341	87-118	.737	41	140	181	109	87-0	37	48	30	481	120.3
ROCKETS	4	960	169-368	.459	59-170	.347	70-91	.769	44	149	193	96	98-0	29	69	18	467	116.8

2021-2022 SEASON SERIES (1-3) HOUSTON ROCKETS VS. SACRAMENTO

PLAYER	G-GS	MIN	FG-FGA	PCT	3FG-A	PCT	FT-FTA	PCT	OFF	DEF	TOT	AST	PF-DQ	STL	TO	BLK	PTS	AVG
Wood	2-2	60	16-30	.533	7-14	.500	10-13	.769	1	21	22	3	7-0	4	5	2	49	24.5
Porter	4-4	144	35-69	.507	14-38	.368	12-14	.857	5	22	27	38	13-0	8	13	1	96	24.0
Green	4-4	138	31-77	.403	14-37	.378	15-16	.938	3	13	16	11	10-0	1	5	0	91	22.8
Gordon	2-2	61	12-20	.600	6-12	.500	1-1	1.000	0	11	11	3	2-0	0	2	0	31	15.5
Fernando (TOT)	2-0	41	12-17	.706	0-0	---	5-10	.500	4	13	17	3	6-0	1	5	4	29	14.5
Fernando (HOU)	2-0	41	12-17	.706	0-0	---	5-10	.500	4	13	17	3	6-0	1	5	4	29	14.5
Tate	4-4	109	20-36	.556	3-10	.300	6-8	.750	8	14	22	14	18-0	4	7	1	49	12.3
Augustin	1-0	12	3-4	.750	2-2	1.000	3-4	.750	0	2	2	0	0-0	0	3	0	11	11.0
Mathews	4-2	106	12-26	.462	11-23	.478	7-7	1.000	2	7	9	2	17-0	3	2	2	42	10.5
Sengun	2-0	29	6-10	.600	0-3	.000	3-5	.600	2	2	4	4	2-0	0	5	2	15	7.5
Martin	4-0	85	10-28	.357	2-10	.200	4-4	1.000	5	15	20	1	5-0	1	4	3	26	6.5
Christopher	4-0	73	7-25	.280	0-9	.000	2-4	.500	7	4	11	10	6-0	7	9	0	16	4.0
Garuba	2-2	55	3-8	.375	0-1	.000	2-3	.667	5	16	21	3	4-0	0	1	2	8	4.0
Nix	2-0	32	2-11	.182	0-5	.000	0-2	.000	1	3	4	3	5-0	0	3	0	4	2.0
Schroder (TOT)	1-0	16	1-5	.200	0-1	.000	0-0	---	0	4	4	2	1-0	1	1	0	2	2.0
Brooks	1-0	12	0-5	.000	0-5	.000	0-0	---	0	5	5	1	1-0	0	0	0	0	0.0
Theis	1-0	6	0-2	.000	0-1	.000	0-0	---	1	1	2	0	2-0	0	1	1	0	0.0
ROCKETS	4	960	169-368	.459	59-170	.347	70-91	.769	44	149	193	96	98-0	29	69	18	467	116.8
KINGS	4	960	175-363	.482	44-129	.341	87-118	.737	41	140	181	109	87-0	37	48	30	481	120.3



HAKEEM OLAJUWON

KINGS VS ROCKETS

DATE	W/L	H/A	SCORE	+/-	DATE	W/L	H/A	SCORE	+/-	DATE	W/L	H/A	SCORE	+/-
10/31/85	W	H	122-116	+6	11/1/96	L	A	85-96	-11	11/13/09	W	H	109-100	+9
11/30/85	L	A	114-131	-17	11/5/96	L	H	80-102	-22	11/21/09	L	A	106-113	-7
1/23/86	L	A	107-124	-17	1/16/97	L	A	80-89	-9	3/3/10	W	A	84-81	+3
1/30/86	L	H	109-111	-2	4/4/97	L	H	94-108	-14	4/12/10	L	H	107-117	-17
2/18/86	W	H	115-105	+10	11/2/97	L	H	77-93	-16	12/14/10	L	A	105-118	-13
3/6/86	L	A	105-116	-11	12/19/97	L	A	98-116	-18	12/19/10	L	H	93-102	-9
11/4/86	L	H	84-100	-16	3/14/98	L	A	86-89	-3	3/7/11	L	H	101-123	-22
11/8/86	L	A	90-102	-12	4/10/98	L	H	85-97	-12	4/5/11	W	A	104-101	+3
12/13/86	L	A	106-119	-13	2/10/99	L	A	82-92	-10	1/13/12	L	A	89-103	-14
3/4/87	L	H	102-108 ^{OT}	-6	3/22/99	L	A	100-110	-10	3/26/12	L	A	106-113 ^{OT}	-7
4/4/87	W	H	120-108	+12	3/28/99	L	H	93-107	-14	4/8/12	L	H	87-104	-17
4/9/87	L	A	102-112	-10	11/18/99	W	A	128-110	+18	2/10/13	W	H	117-111	+6
11/12/87	L	H	114-116	-2	11/21/99	W	H	110-105	+5	4/3/13	L	H	102-112	-10
12/8/87	L	A	97-106	-9	1/11/00	W	H	110-93	+17	4/14/13	L	A	100-121	-21
1/19/88	W	H	107-104	+3	3/2/00	L	A	99-102	-3	12/15/13	W	H	106-91	+15
3/5/88	L	A	94-105	-11	11/28/00	W	A	88-81	+7	12/31/13	W	A	110-106	+4
3/19/88	W	H	121-104	+17	12/8/00	W	H	111-98	+13	1/22/14	L	A	98-119	-21
4/14/88	L	A	105-123	-18	1/13/01	W	A	84-81	+3	2/25/14	L	H	103-129	-26
11/13/88	L	A	127-129	-2	3/20/01	W	H	125-109	+16	11/26/14	L	A	89-102	-13
12/20/88	L	A	104-105	-1	11/19/01	W	H	113-77	+36	12/11/14	L	H	109-113 ^{OT}	-4
1/17/89	W	H	123-109	+14	11/27/01	W	A	89-84	+5	4/1/15	L	A	111-115	-4
3/14/89	W	H	95-90	+5	3/19/02	W	H	110-87	+23	11/6/15	L	H	110-116	-6
12/22/89	L	A	92-103	-11	3/28/02	W	A	101-74	+27	12/5/15	L	A	113-120	-7
1/11/90	L	H	87-90	-3	12/1/02	W	H	103-84	+19	12/15	W	H	107-97	+10
3/15/90	L	H	86-92	-6	12/10/02	L	A	96-103	-7	4/13/16	L	A	81-116	-35
4/17/90	L	A	97-112	-15	2/2/03	L	A	89-105	-16	11/25/16	L	H	104-117	-13
12/1/90	L	A	93-117	-24	3/23/03	W	H	109-108	+1	12/14/16	L	A	98-132	-34
1/21/91	W	H	97-94	+3	11/28/03	W	H	103-74	+29	1/31/17	W	H	83-105	-22
3/21/91	L	A	87-98	-11	1/28/04	W	A	99-94	+5	4/9/17	L	A	128-135	-7
4/13/91	L	H	94-95	-1	3/21/04	W	H	100-95	+5	10/18/17	L	H	100-105	-5
11/16/91	L	H	93-102	-9	4/4/04	W	A	99-94	+5	2/14/18	L	A	98-132	-9
12/19/91	L	A	102-109	-7	11/6/04	L	A	101-104 ^{OT}	-3	4/11/18	W	H	96-83	+13
3/8/92	L	H	108-109	-1	11/23/04	W	H	102-96	+6	11/17/18	L	A	112-132	-20
3/21/92	W	A	100-97	+3	1/28/05	W	A	117-111 ^{OT}	+6	2/6/19	L	H	101-127	-26
11/17/92	L	A	109-116	-7	3/13/05	L	H	96-111	-15	3/30/19	L	A	108-119	-11
1/19/93	L	H	96-102	-6	11/2/05	L	A	89-98	-9	4/2/19	L	H	105-130	-25
3/3/93	L	H	86-89	-3	12/8/05	L	H	95-106	-11	12/9/19	W	A	119-1118	+1
3/6/96	L	A	102-119	-17	1/11/06	W	A	88-80	+8	12/23/19	L	H	104-113	-7
11/26/93	L	H	89-92	-3	4/9/06	W	H	86-77	+9	8/9/20	L	A	112-129	-17
1/27/94	L	A	97-113	-16	1/13/07	L	H	111-115 ^{OT}	-4	12/31/20	L	A	119-128	-9
3/29/94	L	H	101-122	-21	2/13/07	L	A	104-109 ^{OT}	-5	1/2/21	L	A	94-102	-8
4/14/94	L	A	99-104	-5	4/8/07	L	H	106-112	-6	3/11/21	W	H	125-105	-17
11/15/94	L	A	99-105	-6	12/1/07	W	H	107-99	+8	1/14/21	W	H	126-114	+12
2/8/95	L	H	86-97	-11	2/13/08	L	A	87-89	-2	1/16/22	L	H	112-118	-6
4/4/95	W	H	109-105	-4	3/24/08	L	A	100-108	-8	3/30/22	W	A	121-118	+3
4/15/95	L	A	84-98	-14	4/1/08	W	H	99-98	+1	4/1/22	W	A	122-117	+5
12/12/95	L	H	93-133	-40	12/19/08	L	A	96-107	-11					
12/15/95	W	A	114-110	+4	2/11/09	L	A	82-94	-12					
2/19/96	L	A	111-118 ^{OT}	-7	4/9/09	L	H	98-115	-17					
4/5/96	W	H	96-91	+5										

	OVR	HM	RD	NTL
67-68	7-0	2-0	4-0	1-0
68-69	2-4	1-1	0-3	1-0
69-70	4-2	3-0	1-2	
70-71	1-3	1-1	0-2	
71-72	0-4	0-2	0-1	0-1
72-73	4-0	2-0	2-0	
73-74	2-2	2-0	0-2	
74-75	0-4	0-2	0-2	
75-76	2-2	1-1	1-1	
76-77	2-2	2-0	0-2	
77-78	2-2	2-0	0-2	
78-79	1-3	1-1	0-2	
79-80	2-0	1-0	1-0	
80-81	4-2	2-1	2-1	
81-82	3-3	2-1	1-2	
82-83	5-1	3-0	2-1	
83-84	4-2	2-1	2-1	
84-85	1-5	1-2	0-3	
85-86	2-4	2-1	0-3	
86-87	1-5	1-2	0-3	
87-88	2-4	2-1	0-3	
88-89	2-2	2-0	0-2	
89-90	0-4	0-2	0-2	
90-91	1-3	1-1	0-2	
91-92	1-3	0-2	1-1	
92-93	0-4	0-2	0-2	
93-94	0-4	0-2	0-2	
94-95	1-3	1-1	0-2	
95-96	2-2	1-1	1-1	
96-97	0-4	0-2	0-2	
97-98	0-4	0-2	0-2	
98-99	0-3	0-1	0-2	
99-00	3-1	2-0	1-1	
00-01	4-0	2-0	2-0	
01-02	4-0	2-0	2-0	
02-03	2-2	2-0	0-2	
03-04	4-0	2-0	2-0	
04-05	2-2	1-1	1-1	
05-06	2-2	1-1	1-1	
06-07	0-3	0-2	0-1	
07-08	2-2	2-0	0-2	
08-09	0-3	0-1	0-2	
09-10	2-2	1-1	1-1	
10-11	1-3	0-2	1-1	
11-12	0-3	0-1	0-2	
12-13	1-2	1-1	0-1	
13-14	2-2	1-1	1-1	
14-15	0-3	0-1	0-2	
15-16	1-3	1-1	0-2	
16-17	0-4	0-2	0-2	
17-18	1-2	1-1	0-1	
18-19	0-4	0-2	0-2	
19-20	1-2	0-2	1-0	
20-21	1-2	1-0	0-2	
21-22	3-1	1-1	2-0	

INDIANA PACERS



125 S. Pennsylvania Street
Indianapolis, IN 46204
Phone: (317) 917-2500
Website: Pacers.com
Twitter/Instagram: @Pacers

COLORS:



HOME COURT (CAPACITY):

Bankers Life Fieldhouse (17,923) -
opened 1999

FOUNDED: 1967-68 Indiana Pacers;
Former member of ABA

HEAD COACH:

Rick Carlisle (College - Buena Vista)

ASSISTANT COACHES:

Lloyd Pierce (College - Santa Clara)

Ronald Nored (College - Butler)

Mike Weiner (College - Florida)

Jenny Boucek (College - Virginia)

ASSISTANT COACH FOR PLAYER DEVELOPMENT:

Cheaney (College - Indiana)

Tyler Marsh (College - Birmingham-Southern)

SENIOR DIRECTOR OF MEDICAL OPERATIONS/HEAD

ATHLETIC TRAINER:

Josh Corbeil (College - Boston University)

ASSOCIATE HEAD ATHLETIC TRAINER/ PHYSICAL

THERAPIST: Carl Eaton (College - Boston University)

CHAIRMAN, CEO AND NBA GOVERNOR:

Herbert Simon

VICE CHAIRMAN/ALTERNATE GOVERNOR:

Steve Simon

VICE CHAIRMAN:

Jim Morris

PRESIDENT OF BASKETBALL OPERATIONS:

Kevin Pritchard

PRESIDENT/CHIEF OPERATING OFFICER:

Rick Fuson

EXECUTIVE VICE PRESIDENT/CHIEF FINANCIAL

OFFICER: Kevin Bower

GENERAL MANAGER:

Chad Buchanan

VICE PRESIDENT OF BASKETBALL OPERATIONS:

TED

WU

ASSISTANT GENERAL MANAGER:

Kelly Krauskopf

VICE PRESIDENT OF BASKETBALL COMMUNICATIONS

& MEDIA RELATIONS: MICHAEL PRESTON

SENIOR MEDIA ADVISOR:

David Benner

ASSOCIATE DIRECTOR OF MEDIA RELATIONS:

Krissy Myers

MANAGER OF PUBLIC RELATIONS:

Wes Kaminski

RADIO:

1070 The Fan, 93.5 FM, Mark Boyle

TV:

Bally Sports Indiana, Quinn Buckner, Chris Denari,

Jeremiah Johnson, Eddie Gill

NBA TITLES WON:

None

ALL-TIME NBA REGULAR SEASON RECORD:

2275-2173 (.511)

2021-22 RECORD:

25-57 (4th in Central)

2021-22 PLAYOFF RESULTS:

Did not qualify

ALL-TIME SERIES (46 YEARS)

	OVERALL	HOME	ROAD
Sac-Era	30-40	18-17	12-23
All-Time	43-51	27-20	16-31

CURRENT STREAKS

	OVERALL	HOME	ROAD
Kings	W1	L1	W1

202-23 SERIES SCHEDULE

DATE	SITE	TIME (PT)
2/3	Bankers Life Fieldhouse	4:00 p.m.
11/30	Golden 1 Center	7:00 p.m.

2021-22 VS. PACERS (1-1)

DATE	SITE	RESULT
11/7	Golden 1 Center	L, 91-94
3/23	Bankers Life Fieldhouse	W, 110-109

SERIES FACTS

Last Home Win: 1/11/21 (127-122)

Last Road Win: 3/23/22 (110-109)

Last Home Loss: 11/7/21 (91-94)

Last Road Loss: 12/20/19 (105-119)

Biggest Win: 38 (120-82) vs. Ind., 3/3/82

Biggest Loss: 26 (99-125) @ Ind., 2/17/93

2021-2022 SEASON SERIES (1-1) SACRAMENTO KINGS VS. INDIANA

PLAYER	G-GS	MIN	FG-FGA	PCT	3FG-A	PCT	FT-FTA	PCT	OFF	DEF	TOT	AST	PF-DQ	STL	TO	BLK	PTS	AVG
Metu	1-0	26	8-11	.727	3-4	.750	3-4	.750	0	5	5	1	1-0	1	3	1	22	22.0
Fox	1-1	35	7-19	.368	1-3	.333	2-2	1.000	0	3	3	2	3-0	3	3	0	17	17.0
Haliburton	1-1	34	7-14	.500	3-6	.500	0-0	---	2	1	3	1	1-0	3	3	0	17	17.0
Hield	1-0	32	6-16	.375	5-12	.417	0-0	---	2	2	4	2	3-0	3	2	1	17	17.0
Barnes	2-2	71	11-26	.423	2-10	.200	9-12	.750	0	9	9	6	1-0	4	2	0	33	16.5
Mitchell	2-1	66	11-22	.500	2-6	.333	3-3	1.000	2	2	4	13	4-0	2	4	1	27	13.5
Jones	1-1	30	5-6	.833	0-1	.000	2-2	1.000	2	4	6	1	2-0	1	1	1	12	12.0
DiVincenzo [TOT]	1-0	31	3-11	.273	2-7	.286	3-5	.600	2	4	6	8	1-0	0	2	0	11	11.0
DiVincenzo [SAC]	1-0	31	3-11	.273	2-7	.286	3-5	.600	2	4	6	8	1-0	0	2	0	11	11.0
Holmes	1-1	28	2-4	.500	0-0	---	7-7	1.000	1	8	9	0	3-0	0	2	1	11	11.0
Lamb [TOT]	1-0	21	4-8	.500	2-5	.400	0-1	.000	0	5	5	3	1-0	0	1	0	10	10.0
Lamb [SAC]	1-0	21	4-8	.500	2-5	.400	0-1	.000	0	5	5	3	1-0	0	1	0	10	10.0
Lyles [TOT]	3-1	60	10-26	.385	1-9	.111	5-6	.833	1	7	8	5	5-0	3	2	0	26	8.7
Lyles [SAC]	1-1	22	5-10	.500	1-4	.250	0-0	---	0	3	3	2	1-0	0	0	0	11	11.0
Len	2-0	38	4-7	.571	0-2	.000	2-3	.667	1	6	7	5	2-0	1	1	3	10	5.0
Holiday [TOT]	1-1	22	1-6	.167	1-6	.167	0-0	---	0	3	3	1	1-0	1	4	1	3	3.0
Holiday [SAC]	1-1	22	1-6	.167	1-6	.167	0-0	---	0	3	3	1	1-0	1	4	1	3	3.0
Davis	1-0	5	0-2	.000	0-1	.000	0-0	---	0	0	0	0	1-0	0	0	0	0	0.0
Harkless	1-1	21	0-4	.000	0-4	.000	0-0	---	0	2	2	1	3-0	2	0	0	0	0.0
Queta	1-0	0	0-0	---	0-0	---	0-0	---	0	0	0	0	0-0	0	0	0	0	0.0
KINGS	2	480	74-166	.446	22-71	.310	31-39	.795	12	57	69	46	28-0	21	29	9	201	100.5
PACERS	2	480	79-174	.454	20-61	.328	25-29	.862	23	73	96	47	41-0	19	36	10	203	101.5

2021-2022 SEASON SERIES (1-1) INDIANA PACERS VS. SACRAMENTO

PLAYER	G-GS	MIN	FG-FGA	PCT	3FG-A	PCT	FT-FTA	PCT	OFF	DEF	TOT	AST	PF-DQ	STL	TO	BLK	PTS	AVG
Brogdon	1-1	38	9-19	.474	4-10	.400	2-2	1.000	1	3	4	9	2-0	1	2	0	24	24.0
Sabonis	2-2	77	19-30	.633	0-2	.000	7-7	1.000	6	18	24	11	6-0	2	7	0	45	22.5
Oladipo	1-1	37	8-20	.400	2-11	.182	3-4	.750	0	3	3	4	1-0	6	3	0	21	21.0
McDermott	2-1	58	11-14	.786	4-7	.571	6-6	1.000	1	8	9	1	3-0	1	3	0	32	16.0
LeVert [TOT]	1-1	29	5-18	.278	2-3	.667	2-4	.500	0	3	3	3	3-0	1	2	0	14	14.0
LeVert [IND]	1-1	29	5-18	.278	2-3	.667	2-4	.500	0	3	3	3	3-0	1	2	0	14	14.0
Martin	1-0	19	5-9	.556	1-3	.333	0-0	---	0	6	6	2	1-0	0	1	0	11	11.0
McConnell	1-0	23	5-10	.500	0-1	.000	1-2	.500	1	2	3	7	2-0	3	4	0	11	11.0
Brissett	1-1	24	3-8	.375	1-4	.250	1-2	.500	1	2	3	0	0-0	1	2	0	8	8.0
J. Holiday	2-1	53	6-16	.375	4-9	.444	0-0	---	1	7	8	2	4-0	1	1	3	16	8.0
Sumner	1-0	11	3-4	.750	1-2	.500	1-2	.500	0	3	3	2	1-0	0	0	0	8	8.0
Turner	1-1	30	2-7	.286	1-4	.250	1-2	.500	3	3	6	4	4-0	2	3	3	6	6.0
Bitadze	1-0	21	2-4	.500	1-2	.500	0-0	---	1	5	6	2	3-0	0	0	2	5	5.0
A. Holiday	2-1	41	3-15	.200	1-5	.200	2-2	1.000	2	0	2	5	0-0	3	5	1	9	4.5
Stanley	1-0	11	1-4	.250	0-1	.000	1-2	.500	1	2	3	0	1-0	1	0	0	3	3.0
Sampson	1-0	5	1-2	.500	0-0	---	0-0	---	1	0	1	0	3-0	0	0	0	2	2.0
Brimah	1-0	3	0-0	---	0-0	---	0-0	---	1	0	1	0	0-0	0	1	0	0	0.0
PACERS	2	480	83-180	.461	22-64	.344	27-35	.771	20	65	85	52	34-0	22	35	9	215	107.5
KINGS	2	480	90-179	.503	23-64	.359	28-37	.757	19	73	92	50	31-0	22	31	16	231	115.5



REGGIE MILLER

KINGS VS PACERS													
DATE	W/L	H/A	SCORE	+/-	DATE	W/L	H/A	SCORE	+/-	OVR	HM	RD	
1/8/86	W	A	88-87	+1	12/3/04	W	H	113-87	+26	76-77	2-2	1-1	1-1
2/28/86	W	H	121-100	+21	12/11/04	W	A	97-92 ^{OT}	+5	77-78	2-2	2-0	0-2
11/20/86	W	H	92-83	+9	1/8/05	L	H	83-108	-25	78-79	3-1	2-0	1-1
2/22/87	L	A	101-103	-2	3/17/06	L	A	93-98	-5	79-80	1-1	1-0	0-1
11/17/87	L	H	111-126	-15	2/25/07	W	A	110-93	+17	80-81	0-2	0-1	0-1
2/21/88	L	A	112-130	-18	3/6/07	W	H	102-98	+3	81-82	1-1	1-0	0-1
11/19/88	W	H	107-96	+11	1/12/08	L	H	105-111	-6	82-83	1-1	1-0	0-1
12/9/88	L	A	105-112	-7	1/19/08	W	A	110-104	+6	83-84	2-0	1-0	1-0
11/18/89	W	H	107-102	+5	1/3/09	L	A	117-122	-5	84-85	1-1	0-1	1-0
3/29/90	L	A	101-111	-10	3/3/09	L	H	109-117	-8	85-86	2-0	1-0	1-0
2/17/91	L	A	110-113	-3	12/2/09	W	H	110-105	+5	86-87	1-1	1-0	0-1
3/14/91	L	H	103-107	-4	3/30/10	L	A	95-102	-7	87-88	0-2	0-1	0-1
11/6/91	W	H	112-102	+10	11/30/10	L	H	98-107	-9	88-89	1-1	1-0	0-1
2/19/92	L	H	115-129	-14	3/25/11	W	A	110-93	+17	89-90	1-1	1-0	0-1
12/10/92	L	H	99-106	-7	1/18/12	W	H	92-88	+4	90-91	0-2	0-1	0-1
2/17/93	L	A	99-125	-26	11/3/12	L	A	98-106 ^{2OT}	-8	91-92	1-1	1-0	0-1
11/29/93	L	H	103-105	-2	11/30/12	L	H	92-97	-5	92-93	0-2	0-1	0-1
12/7/93	L	A	87-105	-18	1/14/14	L	A	92-116	-24	93-94	0-2	0-1	0-1
3/9/95	L	H	94-109	-15	1/24/14	L	H	111-116 ^{OT}	-5	94-95	0-2	0-1	0-1
3/24/95	L	A	96-103	-7	12/5/14	W	H	102-101 ^{OT}	+1	95-96	2-0	1-0	1-0
11/10/95	W	A	119-95	+24	1/31/15	W	A	99-94	+5	96-97	1-1	1-0	0-1
11/30/95	W	H	105-95	+10	12/23/15	W	A	108-106	+2	97-98	0-2	0-1	0-1
11/28/96	L	A	83-101	-18	1/23/16	W	H	108-97	+11	98-99	0-0	0-0	0-0
1/14/97	W	H	105-98 ^{OT}	+7	1/18/17	L	H	100-106	-6	99-00	1-1	1-0	0-1
1/16/98	L	A	92-117	-25	1/27/17	L	A	111-125 ^{OT}	-4	00-01	0-2	0-1	0-1
2/3/98	L	H	93-115	-22	10/31/17	L	A	83-101	-18	01-02	0-2	0-1	0-1
1/9/99	W	H	116-113	+3	3/29/18	L	H	103-106	-3	02-03	2-0	1-0	1-0
2/4/00	L	A	94-104	-10	12/1/19	W	H	111-110	+1	03-04	2-0	1-0	1-0
1/5/01	L	H	91-93 ^{OT}	-2	12/8/19	L	A	97-107	-10	04-05	2-0	1-0	1-0
3/18/01	L	A	95-101	-6	12/20/19	L	A	105-119	-14	05-06	0-2	0-1	0-1
11/7/01	L	A	104-116	-12	11/11/21	W	H	127-122	+5	06-07	2-0	1-0	1-0
3/3/02	L	H	86-97	-11	5/5/21	W	A	104-93	+11	07-08	1-1	0-1	1-0
3/9/03	W	H	107-88	+19	11/7/21	L	H	91-94	-3	08-09	0-2	0-1	0-1
4/1/03	W	A	103-98	+5	3/23/22	W	A	110-109	+1	09-10	1-1	1-0	0-1
12/7/03	W	H	91-88	+3						10-11	1-1	0-1	1-0
3/19/03	W	A	94-92	+2						11-12	1-0	1-0	0-0
										12-13	0-2	0-1	0-1
										13-14	0-2	0-1	0-1
										14-15	2-0	1-0	1-0
										15-16	2-0	1-0	1-0
										16-17	0-2	0-1	0-1
										17-18	0-2	0-1	0-1
										18-19	1-1	1-0	0-1
										19-20	0-1	0-0	0-1
										20-21	2-0	1-0	1-0
										21-22	1-1	0-1	1-0

LOS ANGELES CLIPPERS



111 S Figueroa St, Los Angeles, Ca 90015

PF Address: Honey Training Center, 6951

South Centinela Ave., Playa Vista, CA 90094

Phone: (310) 862-6000

Website: Clippers.com

Twitter/Instagram: @laclippers

COLORS:



Clippers
Red



Clippers
Blue



Clippers
Black



Clippers
Silver

HOME COURT (CAPACITY):

STAPLES Center (19,060) - opened 1999

FOUNDED: 1970-71, Buffalo Braves;

1978-79, San Diego Clippers;

1984-85, Los Angeles Clippers

HEAD COACH: Tyronn Lue (College - Nebraska)

ASSOCIATE HEAD COACH: Dan Craig (College - Plymouth State)

ASSISTANT COACHES:

Shaun Fein

Larry Drew (College - Missouri)

Jay Larranaga (College -)

Jeremy Castleberry (College - San Diego State)

Brendan O'Connor (College - St. Anselm)

Brian Shaw (College - St. Mary's)

Shaun Fein

PLAYER DEVELOPMENT COACH: Chad Bell, Wesley Johnson

PLAYER DEVELOPMENT/VIDEO COACH: Cookie Belcher, Beau Levesque

EXECUTIVE DIRECTOR, PERFORMANCE, HEALTH & WELLNESS:

John Meyer (College - USC)

ASSISTANT COACH/VP OF PLAYER PERFORMANCE:

Todd Wright (College - Springfield College)

DIRECTOR OF MEDICAL SERVICES & HEAD ATHLETIC TRAINER:

Jasen Powell (College - Cal Poly Pomona)

DIRECTOR OF REHABILITATION:

Maggie Bryant (College - St. Thomas)

OWNER: Steve Ballmer

PRESIDENT OF BASKETBALL OPERATIONS:

Lawrence Frank

GENERAL MANAGER: Michael Winger

ASSISTANT GENERAL MANAGERS: Trent Redden,

Mark Hughes

CHIEF COMMUNICATIONS OFFICER: Chris Wallace

DIRECTOR OF COMMUNICATIONS: Dennis Rogers

BASKETBALL COMMUNICATIONS MANAGER:

Curtis Jackson

BASKETBALL COMMUNICATIONS MANAGER:

Cooper Dzierzanowski

RADIO: AM 570 LA Sports, Noah Eagle

RADIO (SPANISH): ESPN Deportes (1330 AM) Armando Garcia

TV: Prime Ticket (cable), Brian Sieman

NBA TITLES WON: None

ALL-TIME NBA REGULAR SEASON RECORD: 1748-2448 (.417)

2021-22 RECORD: 42-40 (3rd in Pacific)

2021-22 PLAYOFF RESULTS: Did not qualify

ALL-TIME SERIES (52 YEARS)

	OVERALL	HOME	ROAD
Sac-Era	75-79	45-31	29-49
All-Time	119-102	69-39	48-64

CURRENT STREAKS

	OVERALL	HOME	ROAD
Kings	L2	L1	L1

2022-23 SERIES SCHEDULE

DATE	SITE	TIME (PT)
10/22	Golden 1 Center	7:00 p.m.
12/3	Staples Center	1:00 p.m.
2/24	Staples Center	7:30 p.m.
3/3	Golden 1 Center	7:00 p.m.

2021-22 VS. LA CLIPPERS (1-2)

DATE	SITE	RESULT
12/1	Staples Center	W, 124-115
12/4	Golden 1 Center	W, 104-99
12/22	Golden 1 Center	L, 89-105
4/9	Staples Center	L, 98-117

SERIES FACTS

Last Home Win: 12/4/21 (104-99)

Last Road Win: 12/1/21 (124-115)

Last Home Loss: 1/15/21 (100-138)

Last Road Loss: 4/9/22 (98-117)

Biggest Win: 39 (144-105) vs. LAC, 3/6/83

Biggest Loss: 38 (100-138) vs. LAC, 1/15/21

2021-2022 SEASON SERIES (2-2) SACRAMENTO KINGS VS. L.A. CLIPPERS

PLAYER	G-GS	MIN	FG-FGA	PCT	3FG-A	PCT	FT-FTA	PCT	OFF	DEF	TOT	AST	PF-DQ	STL	TO	BLK	PTS	AVG
Davis	2-2	58	18-30	.600	11-20	.550	4-4	1.000	0	8	8	2	6-0	4	5	0	51	25.5
Fox	2-2	73	15-36	.417	2-8	.250	9-13	.692	0	11	11	10	4-0	5	2	1	41	20.5
Haliburton	3-3	121	19-42	.452	9-25	.360	5-6	.833	2	8	10	29	5-0	5	12	2	52	17.3
Mitchell	3-1	94	18-35	.514	3-9	.333	5-5	1.000	0	6	6	12	7-0	2	5	0	44	14.7
Lyles (SAC)	1-1	20	6-10	.600	1-3	.333	2-3	.667	1	5	6	0	1-0	1	0	0	15	15.0
Holiday (SAC)	1-1	18	2-6	.333	2-5	.400	0-0	---	0	2	2	4	1-0	2	0	0	6	6.0
Bagley	1-0	20	4-6	.667	0-1	.000	4-4	1.000	4	7	11	0	1-0	0	1	0	12	12.0
Barnes	2-2	66	8-19	.421	4-11	.364	1-3	.333	0	9	9	2	2-0	1	4	0	21	10.5
Hield	3-1	85	9-35	.257	6-26	.231	6-7	.857	5	8	13	7	8-0	3	5	3	30	10.0
Queta	1-0	19	3-7	.429	0-0	---	4-6	.667	1	0	1	2	3-0	0	1	2	10	10.0
Metu	4-3	97	16-36	.444	4-12	.333	2-3	.667	4	26	30	4	3-0	3	1	5	38	9.5
Thompson	2-0	32	7-12	.583	1-1	1.000	4-4	1.000	3	7	10	1	5-0	1	1	0	19	9.5
DiVincenzo (SAC)	1-0	20	3-7	.429	1-3	.333	1-2	.500	0	4	4	3	0-0	1	3	0	8	8.0
King	1-0	14	2-4	.500	1-2	.500	3-3	1.000	0	2	2	1	2-0	0	0	0	8	8.0
Lamb (SAC)	1-0	27	2-8	.250	1-6	.167	1-1	1.000	1	3	4	4	2-0	1	1	0	6	6.0
Holmes	3-3	77	9-15	.600	0-0	---	3-5	.600	6	18	24	6	9-0	0	3	2	21	7.0
Jones	2-1	36	5-9	.556	0-1	.000	4-7	.571	1	4	5	2	4-0	4	6	0	14	7.0
Jackson (SAC)	1-0	23	3-11	.273	0-2	.000	1-1	1.000	2	3	5	2	3-0	2	2	0	7	7.0
Harkless	1-0	22	2-3	.667	0-1	.000	0-0	---	0	2	2	1	0-0	0	0	1	4	4.0
Len	2-0	27	3-11	.273	0-2	.000	1-2	.500	2	6	8	1	5-0	0	3	0	7	3.5
Ramsey	1-0	1	0-0	---	0-0	---	1-2	.500	0	0	0	0	0-0	0	0	0	1	1.0
Mudiyar	1-0	8	0-2	.000	0-0	---	0-0	---	0	0	0	2	1-0	0	0	0	0	0.0
Murkey	1-0	1	0-0	---	0-0	---	0-0	---	0	0	0	0	0-0	0	0	0	0	0.0
Woodard	1-0	1	0-1	.000	0-0	---	0-0	---	0	0	0	0	0-0	0	0	0	0	0.0
KINGS	4	960	154-345	.446	46-138	.333	61-81	.753	32	139	171	95	72-0	35	61	16	415	103.8
CLIPPERS	4	960	165-357	.462	50-132	.379	56-74	.757	42	145	187	113	76-0	32	61	15	436	109.0

2021-2022 SEASON SERIES (2-2) LOS ANGELES CLIPPERS VS. SACRAMENTO

PLAYER	G-GS	MIN	FG-FGA	PCT	3FG-A	PCT	FT-FTA	PCT	OFF	DEF	TOT	AST	PF-DQ	STL	TO	BLK	PTS	AVG
Powell (LAC)	1-0	22	6-11	.545	4-6	.667	4-5	.800	0	1	1	2	2-0	0	1	1	20	20.0
George	3-3	104	19-53	.358	12-23	.522	5-6	.833	1	17	18	28	9-0	9	11	1	55	18.3
Kennard	3-0	76	15-30	.500	8-16	.500	3-3	1.000	2	10	12	4	4-0	5	5	0	41	13.7
Zubac	4-4	104	23-31	.742	0-0	---	8-10	.800	11	25	36	5	10-0	2	3	3	54	13.5
Jackson	3-3	81	15-43	.349	4-16	.250	3-5	.600	2	7	9	8	7-0	0	9	0	37	12.3
Mann	4-1	98	19-36	.528	4-13	.308	4-8	.500	5	6	11	8	11-0	0	2	0	46	11.5
Morris	3-3	77	12-32	.375	6-17	.353	4-6	.667	0	14	14	7	7-0	0	3	2	34	11.3
Bledsoe	3-2	73	11-27	.407	2-7	.286	3-3	1.000	2	12	14	17	2-0	3	6	0	27	9.0
Boston	3-0	59	9-23	.391	1-6	.167	8-8	1.000	1	7	8	3	5-0	1	3	2	27	9.0
Hartenstein	3-0	55	10-15	.667	2-2	1.000	3-7	.429	7	12	19	7	5-0	2	4	4	25	8.3
Ibaka	3-2	51	10-21	.476	3-9	.333	1-2	.500	6	5	11	6	2-0	2	3	0	24	8.0
Covington (LAC)	1-0	20	2-5	.400	1-4	.250	3-3	1.000	1	6	7	1	2-0	0	0	0	8	8.0
Batum	2-2	47	4-9	.444	1-6	.167	0-0	---	1	6	7	6	1-0	4	4	1	9	4.5
Coffey	2-0	29	2-3	.667	0-0	---	4-4	1.000	1	5	6	2	1-0	1	0	0	8	4.0
Hood (LAC)	1-0	4	1-1	1.000	1-1	1.000	0-0	---	0	0	0	0	0-0	0	0	0	3	3.0
Winslow	2-0	14	3-5	.600	0-0	---	1-2	.500	1	6	7	3	0-0	1	0	0	7	3.5
Johnson	2-0	27	2-5	.400	0-2	.000	2-2	1.000	1	5	6	3	7-0	2	2	0	6	3.0
Scrubbs	2-0	17	2-7	.286	1-4	.250	0-0	---	0	1	1	2	1-0	0	0	1	5	2.5
Wright	1-0	1	0-0	---	0-0	---	0-0	---	0	0	0	1	0-0	0	0	0	0	0.0
CLIPPERS	4	960	165-357	.462	50-132	.379	56-74	.757	42	145	187	113	76-0	32	61	15	436	109.0
KINGS	4	960	154-345	.446	46-138	.333	61-81	.753	32	139	171	95	72-0	35	61	16	415	103.8



BOB McADOO

KINGS VS CLIPPERS

DATE	W/L	H/A	SCORE	+/-	DATE	W/L	H/A	SCORE	+/-	DATE	W/L	H/A	SCORE	+/-
10/25/85	L	H	104-108	-4	12/14/96	L	A	94-106	-12	11/25/10	L	A	82-100	-18
12/4/85	L	A	103-128	-25	12/23/96	W	H	100-88	+12	12/6/10	L	A	91-98	-7
12/21/85	L	H	116-117	-1	2/13/97	W	H	105-98	+7	12/27/10	L	H	99-100	-1
3/14/86	L	A	104-105	-1	3/19/97	L	A	98-108	-10	2/28/11	W	H	105-99	+6
3/29/86	L	A	103-112	-9	11/17/97	L	H	85-98	-13	3/1/12	L	H	100-108	-8
10/31/86	W	H	107-106	+1	11/26/97	L	A	97-99	-2	4/5/12	L	H	85-93	-8
12/18/86	W	A	117-113	+4	1/6/98	W	H	105-89	+16	4/7/12	L	A	94-109	-15
2/28/87	L	A	106-111	+5	4/18/98	L	A	77-83	-6	12/1/12	L	A	81-116	-35
3/28/87	W	H	113-91	+22	3/11/99	L	A	92-106	-14	12/21/12	L	A	85-97	-12
4/2/87	W	A	125-115	+10	4/19/99	W	H	102-98	+4	3/19/13	W	H	116-101	+15
12/4/87	L	A	84-98	-14	4/29/99	W	H	103-81	+22	4/17/13	L	H	108-112	-4
12/15/87	W	A	128-108	+20	12/23/99	L	A	91-97	-6	11/1/13	L	H	101-110	-9
3/20/88	L	A	112-116	-4	1/18/00	W	H	104-98	+6	11/23/13	L	A	102-103	-1
4/2/88	L	H	103-105	-2	3/15/00	W	H	98-78	+20	11/29/13	L	A	98-104 ^{OT}	-6
4/19/88	W	A	120-105	+15	3/18/00	W	A	104-83	+21	4/12/14	L	A	101-117	-16
11/16/88	L	A	101-112	-11	1/27/01	W	A	101-89	+12	11/2/14	W	A	98-92	+6
11/29/88	W	H	123-95	+28	2/27/01	W	H	106-93 ^{OT}	+13	1/17/15	L	A	108-117	-9
1/11/89	W	A	106-104	+2	3/2/01	L	A	81-88	-7	2/21/15	L	A	99-126	-27
3/29/89	W	A	108-114	-6	4/10/01	W	H	116-109 ^{OT}	+7	3/18/15	L	H	105-116	-11
4/22/89	W	H	104-89	+15	12/2/01	L	A	85-101	-16	10/28/15	L	H	104-111	-7
12/2/89	L	A	84-114	-30	12/2/02	W	H	105-91	+14	10/31/15	L	A	109-114	-5
1/22/90	W	A	136-104	+32	3/26/02	W	H	107-90	+17	1/16/16	W	A	110-103	+7
2/19/90	W	A	99-97	+2	4/12/02	W	A	125-106	+19	2/26/16	L	H	107-117	-10
2/20/90	W	H	99-90	+9	11/20/02	W	A	93-89	+4	11/18/16	L	H	115-121	-6
4/3/90	L	H	105-114	-9	11/29/02	W	H	107-94	+13	1/6/17	L	H	98-106	-8
11/2/90	L	A	80-90	-10	1/18/03	L	A	107-112	-5	3/26/17	W	A	98-97	+1
12/23/90	L	A	99-109	-10	3/27/03	W	H	93-83	+10	4/12/17	L	A	95-115	-20
2/12/91	W	H	103-101	+2	12/9/03	W	H	105-95	+10	11/25/17	L	H	95-97	-2
4/7/91	L	A	109-119	-10	1/3/04	W	A	116-109	+7	12/26/17	L	A	95-122	-27
4/21/91	W	H	105-101	+4	1/19/04	W	A	125-100	+25	1/11/18	L	H	115-121	-6
11/1/91	W	H	94-90	+4	3/2/04	W	H	113-106	+7	1/13/18	L	A	105-126	-21
1/31/91	W	H	112-109	+3	1/15/05	W	H	99-95	+4	1/25/17	L	A	95-97	-2
3/10/92	L	H	109-120	-11	1/17/05	W	A	89-83	+6	12/26/17	L	A	95-122	-27
3/15/92	L	A	105-131	-26	3/11/05	W	H	113-112	+1	1/11/18	L	H	115-121	-6
4/14/92	W	A	103-97	+6	3/19/05	W	A	111-107 ^{OT}	+4	1/13/18	L	A	105-126	-21
11/10/92	W	H	99-97	+2	12/27/05	W	A	110-93	+17	11/29/18	L	H	121-133	-12
11/11/92	L	A	101-109	-8	1/6/06	W	H	118-114	+4	12/26/18	L	A	118-127	-9
2/6/93	L	A	110-119	-9	4/2/06	W	H	106-96	+10	1/27/19	L	A	108-122	-14
2/23/93	L	A	116-123	-7	4/7/06	W	A	96-93	+3	3/1/19	L	H	109-116	-7
3/23/93	W	H	121-104	+17	11/28/06	W	H	93-80	+13	12/31/19	L	H	87-105	-18
12/12/93	L	A	102-112	-10	12/29/06	L	A	93-102	-9	1/30/20	W	A	124-103	+21
2/5/94	W	H	105-95	+10	3/30/07	L	H	101-105	-4	2/22/20	W	A	112-103	+9
2/9/94	L	A	111-121	-10	4/15/07	W	A	105-100	+5	1/15/21	L	H	100-138	-38
2/25/94	L	A	118-97	+21	12/7/07	L	H	87-97	-10	1/20/21	L	A	96-115	-19
4/11/94	W	A	118-97	+21	1/23/08	L	A	85-111	-26	2/7/20	W	A	113-110	+3
1/21/95	W	A#	92-86	+6	3/5/08	L	A	109-116 ^{OT}	-7	12/1/21	W	A	124-115	+9
2/18/95	W	H	109-92	+17	4/3/08	W	H	110-98	+12	12/4/21	W	H	104-99	+5
3/12/95	W	A	105-93	+12	11/12/08	W	A	103-98	+5	12/22/21	L	H	89-105	-16
4/8/95	L	H	105-112 ^{OT}	-7	12/3/08	W	H	92-90	+2	4/9/22	L	A	98-117	-19
4/11/95	W	A	117-85	+32	2/27/09	W	H	98-86	+12					
# Anaheim					4/10/09	L	A	78-109	-31					
11/5/95	W	H	99-82	+17	2/20/10	L	A	89-99	-10					
12/21/95	L	A	96-103	-7	2/28/10	W	A	97-92	+5					
2/29/96	L	A	110-122	-12	3/21/10	W	A	102-89	+13					
4/14/96	W	H	101-96	+5	4/8/10	W	H	116-94	+22					

	OVR	HM	RD	NTL
70-71	4-0	2-0	2-0	
71-72	3-3	1-1	1-2	1-0
72-73	3-1	2-0	1-1	
73-74	2-2	1-1	1-1	
74-75	3-1	2-0	1-1	
75-76	0-4	0-2	0-2	
76-77	3-0	2-0	1-0	
77-78	2-1	1-0	1-1	
78-79	2-2	1-1	1-1	
79-80	5-1	2-1	3-0	
80-81	3-2	1-1	2-1	
81-82	4-1	3-0	1-1	
82-83	4-1	2-0	2-1	
83-84	3-2	2-1	1-1	
84-85	3-2	2-0	1-2	
85-86	0-5	0-3	0-2	
86-87	4-1	2-0	2-1	
87-88	2-3	2-1	0-2	
88-89	3-2	2-0	1-2	
89-90	3-2	2-1	1-1	
90-91	2-3	2-0	0-3	
91-92	3-2	2-1	1-1	
92-93	2-3	2-0	0-3	
93-94	2-3	2-1	0-2	
94-95	4-1	1-1	3-0	
95-96	2-2	2-0	0-2	
96-97	2-2	2-0	0-2	
97-98	1-3	1-1	0-2	
98-99	2-1	1-0	1-1	
99-00	3-1	2-0	1-1	
00-01	3-1	2-0	1-1	
01-02	3-1	2-0	1-1	
02-03	3-1	2-0	1-1	
03-04	4-0	2-0	2-0	
04-05	4-0	2-0	2-0	
05-06	4-0	2-0	2-0	
06-07	2-2	1-1	1-1	
07-08	1-3	1-1	0-2	
08-09	3-1	2-0	1-1	
09-10	3-1	2-0	1-1	
10-11	1-3	1-1	0-2	
11-12	0-3	0-2	0-1	
12-13	1-3	1-1	0-2	
13-14	0-4	0-2	0-2	
14-15	1-3	0-2	1-1	
15-16	1-3	0-2	1-1	
16-17	1-3	0-2	1-1	
17-18	0-4	0-2	0-2	
18-19	0-4	0-2	0-2	
19-20	2-1	0-1	2-0	
20-21	1-2	0-1	1-1	
21-22	2-2	1-1	1-1	

LOS ANGELES LAKERS



2275 E. Mariposa Ave.
El Segundo, CA 90245
Phone: (310) 426-6000
MR Fax: (310) 426-6105
Website: Lakers.com;
Twitter/Instagram: @Lakers
PR Twitter: @Lakers_MR

COLORS:



HOME COURT (CAPACITY):

STAPLES Center (18,997) - opened 1999

FOUNDED: 1948-49, Minneapolis Lakers;
1960-61, Los Angeles Lakers

HEAD COACH: Frank Vogel (College - Kentucky)
ASSISTANT COACHES: David Fizdale (College - San Diego)

John Lucas III (College - Oklahoma St.)
Phil Handy (College - Hawaii)
Miles Simon (College - Arizona)
Mike Penberthy (College - The Master's University)
Quinton Crawford (College - Arizona)

DIRECTOR OF SPORTS PERFORMANCE:

Judy Seto (College - UCLA)

ATHLETIC TRAINER:

**DIRECTOR, STRENGTH & ENDURANCE TRAINING/
HEAD STRENGTH & CONDITION COACH:**

Gunnar Peterson (College - Duke)

GOVERNOR: Jeanie Buss

PRESIDENT, BUSINESS OPERATIONS & COO: Tim Harris

GENERAL MANAGER: Rob Pelinka

DIRECTOR, MEDIA RELATIONS:

ASSOCIATE DIRECTOR, MEDIA RELATIONS:

Ta'Nisha Cooper: Alison Bogli

MANAGER, MEDIA RELATIONS: Will Patterson

COORDINATOR, MEDIA RELATIONS: Will Patterson

ASSISTANT, MEDIA RELATIONS: Matt Gleer

RADIO: ESPNLA Radio (710 AM), John Ireland,
Mychal Thompson

RADIO (SPANISH): ESPN Deportes (1330 AM),
Fernando Gonzalez, Jose "Pepe" Mantilla (Home),
Francisco Pinto (Road)

TV: Spectrum SportsNet - Bill Macdonald,
Stu Lantz, Mike Trudell

NBA TITLES WON: 16, last in 2009-10

ALL-TIME NBA REGULAR SEASON RECORD:
3460-2380 (.592)

2021-22 RECORD: 33-39 (4th in Pacific)

2021-22 PLAYOFF RESULTS: Did not qualify

ALL-TIME SERIES (74 YEARS)

	OVERALL	HOME	ROAD
Sac-Era	52-102	32-46	20-56
All-Time	161-280		

CURRENT STREAKS

	OVERALL	HOME	ROAD
Kings	W1	W1	L1

2022-23 SERIES SCHEDULE

DATE	SITE	TIME (PT)
11/11	Staples Center	7:30 p.m.
12/21	Golden 1 Center	7:00 p.m.
1/7	Golden 1 Center	7:00 p.m.
1/18	Staples Center	7:30 p.m.

2021-22 VS. LAKERS (2-2)

DATE	SITE	RESULT
11/26	Staples Center	W, 141-137 ^{30T}
11/30	Golden 1 Center	L, 92-117
1/4	Staples Center	L, 114-122
1/12	Golden 1 Center	W, 125-116

SERIES FACTS

Last Home Win: 1/12/22 (125-116)
Last Road Win: 11/26/21 (141-137^{30T})
Last Home Loss: 11/30/21 (92-117)
Last Road Loss: 1/4/22 (114-122)
Biggest Win: 34 (146-112) vs. LAL, 1/5/71
Biggest Loss: 44 (102-146) @ LAL, 2/6/68

2021-2022 SEASON SERIES (2-2) SACRAMENTO KINGS VS. L.A. LAKERS

PLAYER	G-GS	MIN	FG-FGA	PCT	3FG-A	PCT	FT-FTA	PCT	OFF	DEF	TOT	AST	PF-DQ	STL	TO	BLK	PTS	AVG
Fox	4-4	159	42-83	.506	5-15	.333	21-24	.875	2	16	18	23	13-0	3	18	0	110	27.5
Holmes	1-1	33	12-12	1.000	0-0	---	3-5	.600	4	4	8	2	2-0	0	2	2	27	27.0
Barnes	2-2	61	14-23	.609	6-12	.500	3-5	.600	1	12	13	7	3-0	0	0	1	37	18.5
Hield	4-0	134	21-54	.389	13-37	.351	11-13	.846	3	12	15	14	9-0	3	2	1	66	16.5
Thompson	1-0	20	6-7	.857	0-0	---	1-4	.250	3	2	5	2	3-0	0	2	2	13	13.0
Haliburton	4-4	152	17-45	.378	9-21	.429	3-4	.750	2	16	18	34	1-0	9	11	1	46	11.5
Bagley	3-2	96	14-23	.609	2-5	.400	3-5	.600	5	23	28	6	7-0	2	4	0	33	11.0
Metu	3-3	83	13-23	.565	2-8	.250	3-5	.600	4	22	26	5	5-0	6	2	3	31	10.3
Davis	3-1	48	9-26	.346	2-15	.133	4-6	.667	1	12	13	4	10-1	3	2	2	24	8.0
Len	4-1	85	12-17	.706	2-2	1.000	6-7	.857	11	9	20	6	15-1	2	8	1	32	8.0
Mitchell	4-0	79	12-38	.316	3-14	.214	0-0	---	3	6	9	6	4-0	4	6	3	27	6.8
Jones	3-1	36	4-5	.800	0-1	.000	5-8	.625	2	2	4	3	6-1	0	4	0	13	4.3
King	1-0	15	1-6	.167	0-4	.000	2-2	1.000	0	1	1	0	4-0	0	0	0	4	4.
Harkless	3-1	31	4-7	.571	1-3	.333	0-0	---	1	7	8	1	3-0	0	1	2	9	3.0
Queta	1-0	1	0-1	.000	0-0	---	0-0	---	0	0	0	0	0-0	0	0	0	0	0.0
Ramsey	1-0	2	0-1	.000	0-1	.000	0-0	---	0	0	0	0	0-0	0	0	0	0	0.0
KINGS	4	1035	181-371	.488	45-138	.326	65-88	.739	42	144	186	113	85-3	32	66	18	472	118.0
LAKERS	4	1035	188-391	.481	53-151	.351	63-92	.685	48	139	187	102	82-0	31	48	20	492	123.0

2021-2022 SEASON SERIES (2-2) LOS ANGELES LAKERS VS. SACRAMENTO

PLAYER	G-GS	MIN	FG-FGA	PCT	3FG-A	PCT	FT-FTA	PCT	OFF	DEF	TOT	AST	PF-DQ	STL	TO	BLK	PTS	AVG
James	3-3	125	35-80	.438	8-35	.229	17-26	.654	4	15	19	22	9-0	1	10	2	95	31.7
Davis	2-2	84	21-44	.477	0-7	.000	6-10	.600	3	12	15	7	7-0	5	3	6	48	24.0
Monk	4-2	142	31-55	.564	22-37	.595	4-6	.667	2	18	20	14	11-0	2	8	3	88	22.0
Westbrook	4-4	157	28-72	.389	3-15	.200	20-29	.690	9	25	34	25	10-0	5	8	1	79	19.8
Anthony	3-0	80	14-28	.500	4-13	.308	6-6	1.000	1	7	8	1	8-0	2	0	0	38	12.7
Horton-Tucker	4-1	93	17-30	.567	3-9	.333	0-1	.000	1	11	12	11	10-0	3	9	2	37	9.3
Howard	4-0	88	14-23	.609	0-0	---	6-9	.667	16	23	39	4	9-0	5	3	2	34	8.5
Johnson [TOT]	1-0	12	3-5	.600	2-3	.667	0-0	---	0	0	0	1	1-0	0	1	0	8	8.0
Johnson [LAL]	1-0	12	3-5	.600	2-3	.667	0-0	---	0	0	0	1	1-0	0	1	0	8	8.0
Reaves	3-0	68	8-13	.615	4-8	.500	2-3	.667	4	6	10	2	2-0	0	0	0	22	7.3
Bradley	3-3	60	6-17	.353	1-9	.111	2-2	1.000	4	7	11	7	4-0	1	0	1	15	5.0
Ellington	3-1	58	5-10	.500	5-10	.500	0-0	---	0	1	1	3	6-0	4	1	2	15	5.0
Rondo	1-0	9	2-3	.667	0-1	.000	0-0	---	1	5	6	1	1-0	0	1	0	4	4.0
Bazemore	1-0	2	1-2	.500	1-1	1.000	0-0	---	0	1	1	1	0-0	0	0	0	3	3.0
Jordan	2-2	15	2-4	.500	0-0	---	0-0	---	1	2	3	0	2-0	0	2	0	4	2.0
Ariza	2-2	44	1-5	.200	0-3	.000	0-0	---	2	6	8	3	2-0	3	1	1	2	1.0
LAKERS	4	1035	188-391	.481	53-151	.351	63-92	.685	48	139	187	102	82-0	31	48	20	492	123.0
KINGS	4	1035	181-371	.488	45-138	.326	65-88	.739	42	144	186	113	85-3	32	66	18	472	118.0



ERVIN "MAGIC" JOHNSON

KINGS VS LAKERS

DATE	W/L	H/A	SCORE	+/-	DATE	W/L	H/A	SCORE	+/-	DATE	W/L	H/A	SCORE	+/-
12/21/85	L	H	116-117	-1	11/14/95	L	H	100-106	-6	11/23/08	L	A	108-118	-10
12/28/85	L	H	111-133	-22	11/24/95	W	A	99-98	+1	12/9/08	W	H	113-101	+12
3/8/86	L	A	121-122 ^{OT}	-1	12/22/95	L	A	83-116	-33	12/12/08	L	A	103-112	-9
3/22/86	L	H	113-115	-2	3/7/96	L	H	89-102	-13	4/7/09	L	H	104-122	-18
4/3/86	L	A	105-135	-30						12/26/09	L	H	103-112 ^{2OT}	-9
4/12/86	L	A	92-105	-13	12/10/96	L	H	90-92	-2	1/1/10	L	A	108-109	-1
					1/2/97	L	H	83-90	-7	3/16/10	L	H	99-106	-7
11/16/86	L	A	111-113	-2	1/3/97	L	A	93-100	-7	4/13/10	L	A	100-106	-6
12/23/86	L	H	117-127 ^{OT}	-10	4/17/97	L	A	99-108	-9					
2/4/87	L	A	92-128	-36						11/3/10	L	H	100-112	-12
2/10/87	L	H	98-114	-16	11/4/97	L	H	98-101	-3	12/3/10	L	A	80-113	-33
3/22/87	L	A	121-129	-8	12/30/97	L	A	80-93	-13	1/28/11	W	A	100-95	+5
					3/22/98	L	H	93-96	-3	4/13/11	L	H	108-116 ^{OT}	-8
12/1/87	L	A	120-125 ^{OT}	-5	3/25/98	L	A	91-114	-23					
12/23/87	L	A	103-117	-14						12/26/11	W	H	100-91	+9
1/28/88	L	H	94-115	-21	3/14/99	W	A	105-101	+4	3/2/12	L	A	107-115	-8
3/26/88	W	H	114-92	+22	3/26/99	W	A	111-109	+2	4/26/12	W	H	113-96	+17
4/3/88	L	A	104-108	-4	4/7/99	L	H	89-104	-15					
										11/11/12	L	A	90-103	-13
12/23/88	L	A	102-120	-18	12/8/99	W	H	103-91	+12	11/21/12	W	H	113-97	+16
1/10/89	W	H	106-97	+9	3/12/00	L	A	106-109	-3	3/17/13	L	A	102-113	-11
2/20/89	L	H	97-100	-3	3/26/00	L	H	89-90	-1	3/30/13	L	H	98-103	-5
2/24/89	L	A	103-115	-12	4/14/00	L	A	114-121	-7					
3/23/89	L	H	92-115	-23						11/24/13	L	A	86-100	-14
4/20/89	L	A	115-118	-3	11/16/00	L	H	110-112 ^{OT}	-2	12/6/13	L	H	100-106	-6
					2/4/01	L	A	94-100	-6	2/28/14	L	A	122-126	-4
11/30/89	L	H	93-109	-16	3/25/01	L	H	72-84	-12	4/2/14	W	H	107-102	+5
12/26/89	L	A	102-104	-2	3/28/01	W	A	108-84	+24					
1/15/90	L	A	91-111	-20						12/9/14	L	A	95-98	-3
2/15/90	L	H	92-101	-9	11/18/01	L	A	85-93	-8	12/21/14	W	H	108-101	+7
4/5/90	L	A	103-110	-7	12/7/01	W	H	97-91	+6	4/13/15	W	H	102-92	+10
					3/24/02	L	H	96-97	-1	4/15/15	W	A	122-99	+23
11/9/90	L	A	86-100	-14	4/17/02	L	A	95-109	-14					
1/17/91	L	H	78-93	-15						10/30/15	W	H	132-114	+18
3/25/91	L	H	89-99	-10	12/25/02	W	A	105-99	+6	1/7/16	W	H	118-115	+3
3/31/91	L	A	87-115	-28	1/31/03	L	H	113-124	-11	1/20/16	W	A	112-93	+19
					3/20/03	W	H	107-99	+8	3/15/16	W	A	106-98	+8
12/10/91	L	H	90-92	-2	4/10/03	W	H	104-117	-13					
12/15/91	L	A	94-110	-16						11/10/16	L	H	91-101	+18
1/23/92	L	H	105-108	-3	1/16/04	W	H	103-83	+20	12/12/16	W	H	118-115	+3
1/24/92	L	A	92-95	-3	2/26/04	W	A	103-101	+2	2/14/17	W	A	112-93	+19
4/16/92	W	H	102-94	+8	3/24/04	L	A	91-115	-24	4/7/17	L	A	106-98	+8
					4/11/04	W	H	102-85	+17					
11/8/92	W	A	124-114	+10						11/22/17	W	H	113-102	+11
12/1/92	W	H	117-110	+7	11/26/04	W	A	109-106	+3	1/9/18	L	H	86-99	-13
1/8/93	L	A	90-93	-3	12/16/04	L	H	99-115	-16	2/24/18	L	A	108-113	-5
2/24/93	L	H	99-104	-5	4/10/05	W	H	124-105	+19	4/1/18	W	A	84-83	+1
4/24/93	L	A	107-125	-18	4/15/05	W	A	115-106	+9					
										11/10/18	L	H	86-101	-15
11/10/93	W	H	112-101	+11	1/19/06	W	H	118-109 ^{OT}	+8	12/27/18	W	H	117-116	+1
1/5/94	W	H	106-98	+8	2/23/06	L	A	85-106	-21	12/30/18	L	A	114-121	-7
2/10/94	W	A	103-84	+19	3/14/06	W	H	114-98	+16	3/24/19	L	A	106-111	-5
2/24/94	W	H	102-90	+12	3/22/06	L	A	80-87	-7					
4/6/94	L	A	123-128 ^{OT}	-5						11/15/19	L	A	97-99	-2
										2/1/20	L	H	113-129	-16
12/23/94	L	A	89-100	-11	1/4/07	L	H	128-132 ^{OT}	-4	8/13/20	W	A	136-122	+14
2/16/95	W	H	98-82	+16	3/2/07	W	A	116-108	+8					
3/3/95	L	A	104-109 ^{2OT}	-5	4/1/07	L	A	103-126	-23	3/3/21	W	H	123-120	+2
3/19/95	L	A	116-121	-5	4/18/07	L	H	106-117	-11	4/2/21	L	A	94-115	-21
4/12/95	W	H	109-99	+10						4/30/21	W	A	110-106	+4
					3/4/08	L	H	105-117	-12					
					3/9/08	W	A	114-113	+1	11/26/21	W	L	141-137 ^{3OT}	-15
					4/6/08	L	H	92-114	-22	11/30/21	L	A	92-117	+1
					4/15/08	L	A	101-124	-23	1/4/22	L	A	114-122	-8
										1/12/22	W	H	125-116	+9

	OVN	HM	RD	NTL
48-60	53-69	(MIN)	Era	
60-61	8-5	5-0	2-2	1-3
61-62	5-7	3-1	1-4	1-2
62-63	3-6	2-2	1-3	0-1
63-64	4-5	2-3	2-2	
64-65	6-4	5-0	1-4	
65-66	4-6	3-1	1-4	0-1
66-67	3-6	1-2	1-3	1-1
67-68	1-6	1-1	0-4	0-1
68-69	2-4	2-0	0-3	0-1
69-70	2-4	0-2	2-1	0-1
70-71	1-4	0-1	0-2	1-1
71-72	1-4	1-1	0-3	
72-73	1-5	0-3	1-2	
73-74	1-5	1-2	0-3	
74-75	3-1	2-0	1-1	
75-76	2-3	2-0	0-3	
76-77	1-3	1-1	0-2	
77-78	2-2	2-0	0-2	
78-79	2-2	2-0	0-2	
79-80	2-4	2-1	0-3	
80-81	0-5	0-2	0-3	
81-82	1-4	1-2	0-2	
82-83	1-4	1-0	0-3	0-1
83-84	0-5	0-3	0-2	
84-85	0-5	0-2	0-3	
85-86	0-5	0-3	0-2	
86-87	0-5	0-2	0-3	
87-88	1-4	1-2	0-2	
88-89	1-5	1-2	0-3	
89-90	0-5	0-2	0-3	
90-91	0-4	0-2	0-2	
91-92	1-4	1-2	0-2	
92-93	2-3	1-1	1-2	
93-94	4-1	3-0	1-1	
94-95	2-3	2-0	0-3	
95-96	1-3	0-2	1-1	
96-97	0-4	0-2	0-2	
97-98	0-4	0-2	0-2	
98-99	2-1	1-1	1-0	
99-00	1-3	1-1	0-2	
00-01	1-3	0-2	1-1	
01-02	1-3	1-1	0-2	
02-03	3-1	1-1	1-1	
03-04	3-1	2-0	1-1	
04-05	3-1	1-1	2-0	
05-06	2-2	2-0	0-2	
06-07	1-3	0-2	1-1	
07-08	1-3	0-2	1-1	
08-09	1-3	1-1	0-2	
09-10	0-4	0-2	0-2	
10-11	1-3	0-2	1-1	
11-12	2-1	2-0	0-1	
12-13	1-3	1-1	0-2	
13-14	1-3	1-1	0-2	
14-15	3-1	2-0	1-1	
15-16	4-0	2-0	2-0	
16-17	2-2	1-1	1-1	
17-18	2-2	1-1	1-1	
18-19	1-3	1-1	0-2	
19-20	1-2	0-1	1-1	
20-21	2-1	1-0	1-1	
21-22	2-2	1-1	1-1	

MEMPHIS GRIZZLIES



191 Beale Street, Memphis, TN 38103

Phone: (901) 205-1234

Website: Grizzlies.com

Twitter/Instagram: @memgrizz

PR Twitter: @GrizzliesPR

COLORS:



Grizzlies
Blue



Grizzlies
Navy



Grizzlies
Gray



Grizzlies
Yellow

HOME COURT (CAPACITY):

FedExForum (17,794) - opened 2004

FOUNDED: 1995-96 expansion team,
Vancouver Grizzlies; 2000-01, Memphis
Grizzlies

HEAD COACH: Taylor Jenkins (College - Pennsylvania)

ASSISTANT COACHES:

Blake Ahearn (College - Missouri State)

Brad Jones (College - Lambuth)

Danko Rajakovic

David McClure (College - Duke)

James "Scoonie" Penn (College - Ohio State)

Sonia Raman (College - Tufts)

Vitaly Potapenko (College - Wright State)

HEAD OF SPORTS MEDICINE:

Eric Oetter (College - Georgia)

DIRECTOR OF MENTAL PERFORMANCE AND WELLNESS:

Dr. Chelsi Day (College - Ohio State)

DIRECTOR OF PERFORMANCE:

Christopher Chase (College - Connecticut)

HEAD OF RECONDITIONING:

Mike Roncarati (College - Northeastern)

HEAD ATHLETIC TRAINER:

Pete Elliott (College - Long Island University)

CHAIRMAN AND CONTROLLING OWNER: Robert J. Pera

PRESIDENT: Jason Wexler

PRESIDENT OF BASKETBALL OPERATIONS & GENERAL MANAGER: Zachary Z. Kleiman

VICE PRESIDENT OF BASKETBALL AFFAIRS:

Tayshaun Prince

VICE PRESIDENT OF BASKETBALL STRATEGY: Rich Cho

VICE PRESIDENT OF TEAM OPERATIONS & PLAYER PROGRAMS: Chantal Hassard

SENIOR ADVISOR: Glen Grunwald

VP OF COMMUNICATIONS AND BASKETBALL INFORMATION STRATEGY: Laura Ehret

DIRECTOR OF COMMUNICATIONS: Bryan Looor-Almonte

SENIOR MANAGER OF COMMUNICATIONS AND PUBLICATIONS: Ross Wooden

SENIOR COORDINATOR OF COMMUNICATIONS AND PUBLICATIONS: Avery Franklin

COORDINATOR OF COMMUNICATIONS AND PUBLICATIONS: Corey Moore

RADIO: ESPN 92.9FM/680 AM, Eric Hasseltine, Elliot Perry, Michael Wallace, Jessica Benson, Jon Roser

TV: Bally Sports Southeast (Cable), Pete Pranic, Brevin Knight, Rob Fischer, Chris Vernon

NBA TITLES WON: None

ALL-TIME NBA REGULAR SEASON RECORD:

920-1227 (.429)

2021-22 RECORD: 56-26 (1st in Southwest)

2021-22 PLAYOFF RESULTS: Lost 2-4 to Golden State in the second round

ALL-TIME SERIES (28 YEARS)

	OVERALL	HOME	ROAD
Sac-Era	52-47	34-15	18-32
All-Time	52-47	34-15	18-32

CURRENT STREAKS

	OVERALL	HOME	ROAD
Kings	L6	L3	L2

2022-23 SERIES SCHEDULE

DATE	SITE	TIME (PT)
10/27	Golden 1 Center	7:00 p.m.
1/22	FedExForum	5:00 p.m.
1/1	FedExForum	5:00 p.m.
1/23	Golden 1 Center	7:30 p.m.

2021-22 VS. GRIZZLIES (0-3)

DATE	SITE	RESULT
11/28	FedExForum	L, 101-128
12/17	Golden 1 Center	L, 105-124
12/26	Golden 1 Center	L, 102-127

SERIES FACTS

Last Home Win: 2/20/20 (129-125)

Last Road Win: 2/28/20 (104-101)

Last Home Loss: 12/26/21 (102-127)

Last Road Loss: 11/28/21 (101-128)

Biggest Win: 28 (118-90) vs. Vanc., 4/6/01

Biggest Loss: 33 (95-128) @ Mem., 1/21/12

2020-2021 SEASON SERIES (0-3) SACRAMENTO KINGS VS. MEMPHIS

PLAYER	G-GS	MIN	FG-FGA	PCT	3FG-A	PCT	FT-FTA	PCT	OFF	DEF	TOT	AST	PF-DQ	STL	TO	BLK	PTS	AVG
Barnes	2-2	69	9-26	.346	6-12	.500	8-10	.800	3	8	11	7	3-0	2	3	1	32	16.0
Haliburton	3-3	90	15-32	.469	5-11	.455	9-10	.900	1	11	12	19	1-0	3	7	2	44	14.7
Davis	2-1	33	8-22	.364	3-10	.300	9-10	.900	1	5	6	0	2-0	1	4	3	28	14.0
Fox	2-2	51	9-24	.375	2-7	.286	4-5	.800	1	6	7	7	5-0	0	7	2	24	12.0
Mitchell	1-0	31	5-12	.417	1-5	.200	0-0	---	2	2	4	6	3-0	1	1	1	11	11.0
Hield	3-1	90	10-30	.333	5-17	.294	6-6	1.000	1	8	9	3	7-0	3	4	0	31	10.3
Metu	3-3	79	9-32	.281	2-16	.125	10-12	.833	4	21	25	4	5-0	1	4	3	30	10.0
Jones	3-0	55	10-12	.833	0-2	.000	7-7	1.000	4	7	11	2	10-0	1	3	2	27	9.0
King	2-0	24	6-15	.400	4-10	.400	1-2	.500	0	5	5	0	2-0	2	0	0	17	8.5
Thompson	3-1	58	9-19	.474	0-0	---	3-11	.273	7	9	16	6	4-0	1	3	1	21	7.0
Harkless	2-0	39	5-10	.500	2-6	.333	1-1	1.000	0	6	6	0	5-0	0	2	5	13	6.5
Ramsey	3-0	30	5-14	.357	0-5	.000	4-6	.667	1	2	3	0	1-0	0	1	0	14	4.7
Bagley	2-0	29	2-7	.286	1-3	.333	3-4	.750	1	6	7	1	2-0	1	0	0	8	4.0
Mudiyar	1-0	3	0-0	---	0-0	---	3-4	.750	0	0	0	2	0-0	1	1	0	3	3.0
Woodard	2-0	5	1-1	1.000	1-1	1.000	2-2	1.000	0	0	0	0	2-0	0	1	0	5	2.5
Holmes	1-1	13	0-4	.000	0-0	---	0-0	---	2	2	4	1	5-0	0	1	2	0	0.0
Len	1-1	7	0-1	.000	0-1	.000	0-0	---	0	1	1	0	3-0	0	1	0	0	0.0
Queta	1-0	8	0-4	.000	0-0	---	0-0	---	3	2	5	1	1-0	0	0	1	0	0.0
Robinson (TOT)	1-0	7	0-1	.000	0-0	---	0-0	---	0	0	0	1	0-0	0	1	0	0	0.0
Robinson (SAC)	1-0	7	0-1	.000	0-0	---	0-0	---	0	0	0	1	0-0	0	1	0	0	0.0
KINGS	3	720	103-266	.387	32-106	.302	70-90	.778	31	101	132	60	61-0	17	44	23	308	102.7
GRIZZLIES	3	720	142-301	.472	35-93	.376	60-77	.779	45	126	171	88	65-0	26	35	20	379	126.3

2021-2022 SEASON SERIES (3-0) MEMPHIS GRIZZLIES VS. SACRAMENTO

PLAYER	G-GS	MIN	FG-FGA	PCT	3FG-A	PCT	FT-FTA	PCT	OFF	DEF	TOT	AST	PF-DQ	STL	TO	BLK	PTS	AVG
Bane	3-3	85	27-47	.574	12-18	.667	4-4	1.000	0	11	11	5	5-0	3	5	1	70	23.3
Brooks	2-2	55	18-37	.486	3-10	.300	5-5	1.000	4	8	12	3	4-0	3	2	0	44	22.0
Jackson	3-3	76	17-46	.370	2-15	.133	23-27	.852	4	17	21	5	13-0	2	5	6	59	19.7
Morant	1-1	30	8-18	.444	0-3	.000	2-2	1.000	2	5	7	9	1-0	0	4	0	18	18.0
Melton	2-0	41	11-20	.550	5-9	.556	6-8	.750	2	6	8	7	3-0	4	1	1	33	16.5
Clarke	2-0	31	12-14	.857	0-0	---	5-7	.714	1	10	11	3	3-0	0	0	2	29	14.5
Anderson	3-0	64	10-21	.476	3-6	.500	4-6	.667	1	13	14	13	3-0	1	3	0	27	9.0
Jones	3-2	70	9-24	.375	3-8	.375	4-5	.800	0	10	10	14	1-0	1	1	0	25	8.3
Williams	1-0	17	4-5	.800	0-1	.000	0-0	---	0	2	2	1	3-0	0	0	0	8	8.0
Konchar	3-1	62	8-14	.571	2-5	.400	2-2	1.000	9	16	25	5	5-0	2	1	2	20	6.7
Adams	3-3	78	7-16	.438	0-0	---	4-9	.444	15	18	33	14	8-0	4	4	3	18	6.0
Tillie	3-0	50	6-16	.375	4-10	.400	1-2	.500	3	0	3	1	9-0	3	1	3	17	5.7
Aldama	1-0	10	1-4	.250	1-3	.333	0-0	---	1	2	3	1	1-0	0	0	2	3	3.0
Terry	1-0	3	1-1	1.000	0-0	---	0-0	---	0	0	0	0	1-0	0	0	0	2	2.0
Tillman	3-0	33	2-12	.167	0-3	.000	0-0	---	3	6	9	5	2-0	3	3	0	4	1.3
Culver	2-0	11	1-5	.200	0-1	.000	0-0	---	0	2	2	1	1-0	0	0	0	2	1.0
Buchanan	1-0	3	0-1	.000	0-1	.000	0-0	---	0	0	0	1	1-0	0	1	0	0	0.0
Pons	1-0	2	0-0	---	0-0	---	0-0	---	0	0	0	0	1-0	0	0	0	0	0.0
GRIZZLIES	3	720	142-301	.472	35-93	.376	60-77	.779	45	126	171	88	65-0	26	35	20	379	126.3
KINGS	3	720	103-266	.387	32-106	.302	70-90	.778	31	101	132	60	61-0	17	44	23	308	102.7



SHAREEF
ABDUR-RAHIM

KINGS VS GRIZZLIES

DATE	W/L	H/A	SCORE	+/-	12/16/03	L	A	100-105	-5	2/12/13	L	A	101-108	-7
Vancouver					12/23/03	W	H	114-97	+17	4/7/13	L	H	87-89	-2
12/18/95	W	H	92-85	+7	1/23/04	L	A	95-109	-14					
2/14/96	L	A	86-93	+7	DATE	W/L	H/A	SCORE	+/-	11/17/13	L	H	86-97	-11
3/11/96	W	H	92-88	+4	11/19/04	W	H	107-105	+2	1/17/14	L	A	90-91	-1
4/12/96	L	A	98-99	-1	11/30/04	W	A	98-93	+5	1/29/14	L	H	89-99	-10
					3/8/05	W	H	85-82	+3	DATE	W/L	H/A	SCORE	+/-
11/18/96	W	A	84-83	+1						11/13/14	L	A	110-111	-1
12/26/96	W	H	111-88	+23	1/10/06	L	A	85-99	-14	11/30/14	L	H	85-97	-12
1/11/97	W	A	109-101	+8	2/7/06	W	H	104-96	+8	2/25/15	W	H	102-90	+12
4/8/97	W	H	109-93	+16	2/15/06	L	A	78-84	-6	3/30/15	L	A	83-97	-14
					3/10/06	W	H	105-93	+12					
11/1/97	L	A	96-97	-1	11/15/06	W	H	115-111	+4	11/3/15	L	H	89-103	-14
1/2/98	W	H	94-80	+14	1/29/07	L	A	117-124	-7	1/30/16	L	A	117-121	-4
3/6/98	W	A	98-96	+2	4/10/07	W	A	112-100	+12	3/2/16	L	A	98-104	-6
4/19/98	L	H	108-112 ^{OT}	-4						12/16/16	W	A	96-92	+4
					1/10/08	W	H	116-113	+3	12/31/16	L	H	98-112	-14
2/7/99	W	H	109-87	+22	2/12/08	L	A	94-107	-13	1/20/17	L	A	91-107	-16
3/2/99	W	A	111-101	+10	3/22/08	L	A	111-117	-6	3/27/17	W	H	91-90	+1
4/11/99	W	A	91-88	+3	3/26/08	W	H	107-106 ^{OT}	+1					
5/5/99	W	H	99-95	+4						12/31/17	L	H	96-114	-18
					11/5/08	W	H	100-95	+5	1/19/18	L	A	88-106	-18
11/16/99	W	H	81-77	+4	11/18/08	L	A	94-109	-15	4/6/18	W	A	94-93	+1
12/15/99	W	A	109-106	+3	2/20/09	W	A	115-106	+9					
2/26/00	L	A	90-102	-12	3/27/09	L	H	95-113	-18	10/24/18	W	H	97-92	+5
2/29/00	W	H	112-87	+25						11/16/18	L	A	104-112	-8
					11/2/09	W	H	127-116 ^{OT}	+11	12/21/18	W	H	102-99	+3
12/22/01	W	A	95-91	+4	11/23/09	L	A	105-116	-9	1/25/19	W	A	99-96	+3
2/2/02	W	H	105-95	+10	3/22/10	L	H	85-102	-17					
4/6/01	W	A	118-90	+28						12/21/19	L	A	115-119	-4
4/16/01	W	H	110-100	+10	11/6/10	L	H	91-100	-9	1/2/20	W	H	128-123	+5
					12/29/10	W	H	100-98	+2	2/20/20	W	H	129-125	+4
Memphis					2/26/11	L	A	92-120	-28	2/28/20	W	A	104-101	+3
11/26/01	L	A	94-98	-4	4/8/11	L	A	96-101	-5					
12/16/01	W	H	104-87	+17						2/14/21	L	H	110-124	-14
1/21/02	W	H	112-98	+14	1/3/12	L	A	96-113	-17	5/13/21	L	A	110-116	-6
4/2/02	W	A	107-83	+24	1/21/12	L	A	95-128	-33	5/14/21	L	A	106-107	-1
					3/20/12	W	H	119-110	+9					
11/2/02	W	A	116-99	+17						11/28/21	L	A	101-128	-27
11/8/02	W	H	99-91	+8	1/7/13	L	H	81-113	-32	12/17/21	L	H	105-124	-19
1/12/03	W	H	106-98	+8	1/18/13	L	A	69-85	-16	12/26/21	L	A	102-127	-25
1/23/03	W	A	104-98	+6										
11/25/03	W	H	109-89	+20										

	OVR	HM	RD
95-96	2-2	2-0	0-2
96-97	4-0	2-0	2-0
97-98	2-2	1-1	1-1
98-99	4-0	2-0	2-0
99-00	3-1	2-0	1-1
00-01	4-0	2-0	2-0
01-02	3-1	2-0	1-1
02-03	4-0	2-0	2-0
03-04	2-2	2-0	0-2
04-05	3-0	2-0	1-0
05-06	2-2	2-0	0-2
06-07	2-1	1-0	1-1
07-08	2-2	2-0	0-2
08-09	2-2	1-1	1-1
09-10	1-2	1-1	0-1
10-11	1-3	1-1	0-2
11-12	1-2	1-0	0-2
12-13	0-4	0-2	0-2
13-14	0-3	0-2	0-1
14-15	1-3	1-1	0-2
15-16	0-3	0-1	0-2
16-17	2-2	1-1	1-1
17-18	1-2	0-1	1-1
18-19	3-1	2-0	1-1
19-20	3-1	2-0	1-1
20-21	0-3	0-1	0-2
21-22	0-3	0-2	0-1

MIAMI HEAT



AmericanAirlines Arena
601 Biscayne Blvd.
Miami, FL 33132
Phone: (786) 777-4328
Website: Heat.com
Twitter/Instagram/Snapchat:
@MiamiHEAT
PR Twitter: MiamiHEAT_SMR

COLORS:



HOME COURT (CAPACITY):

AmericanAirlines Arena (19,600) -
opened 2000

Founded: 1988-89 expansion team,
Miami Heat

HEAD COACH: Erik Spoelstra (College - Portland)
ASSISTANT COACHES: Chris Quinn (College - Notre Dame), Malik Allen (College - Villanova), Caron Butler (College - Villanova)
ASSISTANT COACH/PLAYER DEVELOPMENT: Octavio de la Grana (College - Liberty)
ASSISTANT COACH/DIRECTOR OF PLAYER DEVELOPMENT: Anthony Carter (College - Hawaii)
ASSISTANT COACH/PLAYER DEVELOPMENT: Eric Glass (College -)
HEAD ATHLETIC TRAINER/VP, SPORTS PERFORMANCE: Jay Sabol (College - Florida International)
HEAD STRENGTH & CONDITIONING COACH: Eric Foran (College - Florida)

MANAGING GENERAL PARTNER: Micky Arison
CHIEF EXECUTIVE OFFICER: Nick Arison
PRESIDENT: Pat Riley
SENIOR VP, BASKETBALL OPERATIONS/GENERAL MANAGER: Andy Elisburg
VP, PLAYERS PROGRAMS: Alonzo Mourning
VP, BASKETBALL OPERATIONS/ ASSISTANT GENERAL MANAGER: Adam Simon
VICE PRESIDENT, SPORTS MEDIA RELATIONS: Tim Donovan
SENIOR DIRECTOR OF SPORTS MEDIA RELATIONS: Rob Wilson
DIRECTOR OF SPORTS MEDIA RELATIONS: Michael Lissack
SPORTS MEDIA RELATIONS SR. MANAGER: Nick Maiorana
CABLE TELEVISION: Bally Sports Sun, Eric Reid, John Crotty, Jason Jackson, Will Manso, Kristen Hewitt
RADIO: 790 The Ticket (790 AM, FM 104.3), Ruth Riley Hunter, Ron Rothstein, Jason Jackson
SPANISH RADIO: WAQI (710 AM), José Pañeda, Joe Pujala

NBA TITLES WON: 3, 2005-06, 2011-12, 2012-13

ALL-TIME NBA REGULAR SEASON RECORD:
1431-1290 (.526)

2021-22 RECORD: 53-29 (1st in Southeast)

2021-22 PLAYOFF RESULTS: Lost 3-4 to Boston in the Conference Finals

ALL-TIME SERIES (35 YEARS)

	OVERALL	HOME	ROAD
Sac-Era	23-44	18-15	5-29
All-Time	23-44	18-15	5-29

CURRENT STREAKS

	OVERALL	HOME	ROAD
Kings	L1	W1	L3

2022-23 SERIES SCHEDULE

DATE	SITE	TIME (PT)
10/29	Golden 1 Center	3:00 p.m.
11/2	American Airlines Arena	4:30 p.m.

2021-22 VS. HEAT (1-1)

DATE	SITE	RESULT
1/2	Golden 1 Center	W, 115-113
3/28	American Airlines Arena	L, 100-123

SERIES FACTS

Last Home Win: 1/2/22 (115-113)
Last Road Win: 10/29/18 (123-113)
Last Home Loss: 2/18/21 (110-118)
Last Road Loss: 3/28/22 (100-123)
Biggest Win: 39 (108-69) vs. Miami, 4/10/89
Biggest Loss: 31 (84-115) @ Miami, 1/23/10

2021-2022 SEASON SERIES (1-1) SACRAMENTO KINGS VS. MIAMI

PLAYER	G-GS	MIN	FG-FGA	PCT	3FG-A	PCT	FT-FTA	PCT	OFF	DEF	TOT	AST	PF-DQ	STL	TO	BLK	PTS	AVG
Hield	1-0	33	9-18	.500	7-14	.500	1-1	1.000	0	6	6	3	2-0	0	1	0	26	26.0
Fox	1-1	35	5-12	.417	0-4	.000	14-15	.933	0	6	6	3	3-0	2	2	0	24	24.0
Jones	2-2	55	13-18	.722	1-3	.333	6-9	.667	3	13	16	4	3-0	0	2	0	33	16.5
Mitchell	2-1	60	14-26	.538	4-7	.571	1-1	1.000	0	2	2	10	0-0	1	4	1	33	16.5
Sabonis (TOT)	3-2	108	17-36	.472	0-6	.000	9-11	.818	8	24	32	11	8-0	6	10	0	43	14.3
Barnes	2-2	68	9-17	.529	5-12	.417	4-4	1.000	0	4	4	3	4-0	1	6	2	27	13.5
Lyles (TOT)	4-2	111	16-35	.457	3-14	.214	18-19	.947	6	23	29	7	7-0	2	7	6	53	13.3
Lyles (SAC)	1-1	31	4-10	.400	0-3	.000	3-3	1.000	1	5	6	2	2-0	0	2	0	11	11.0
DiVincenzo (TOT)	1-0	32	4-12	.333	4-9	.444	0-0	---	1	2	3	5	2-0	3	2	0	12	12.0
DiVincenzo (SAC)	1-0	32	4-12	.333	4-9	.444	0-0	---	1	2	3	5	2-0	3	2	0	12	12.0
Haliburton	1-1	35	3-6	.500	1-1	1.000	2-3	.667	1	2	3	12	1-0	0	2	0	9	9.0
Metu	2-0	41	7-15	.467	0-5	.000	1-2	.500	1	12	13	4	4-0	0	3	0	15	7.5
Holiday (TOT)	3-3	82	7-26	.269	3-19	.158	3-5	.600	1	9	10	4	6-0	2	3	1	20	6.7
Holiday (SAC)	1-1	23	2-8	.250	1-6	.167	1-3	.333	0	2	2	0	2-0	1	1	0	6	6.0
Bagley	1-1	20	2-9	.222	1-3	.333	1-1	1.000	3	2	5	1	2-0	0	1	0	6	6.0
Lamb (TOT)	4-0	53	8-26	.308	6-15	.400	1-1	1.000	3	9	12	2	1-0	1	1	1	23	5.8
Lamb (SAC)	1-0	9	2-4	.500	1-2	.500	1-1	1.000	1	0	1	0	0-0	1	0	1	6	6.0
Jackson (TOT)	2-0	32	4-14	.286	1-5	.200	0-0	---	0	5	5	1	2-0	2	4	0	9	4.5
Len	1-0	17	2-2	1.000	0-0	---	0-0	---	0	3	3	2	3-0	0	2	0	4	4.0
Queta	1-0	15	1-1	1.000	0-0	---	1-2	.500	1	0	1	0	0-0	0	0	0	3	3.0
Harkless	1-0	5	0-0	---	0-0	---	0-0	---	0	0	0	0	1-0	0	1	0	0	0.0
Thompson	1-0	2	0-1	.000	0-0	---	0-0	---	0	0	0	0	1-0	0	1	0	0	0.0
KINGS	2	480	77-159	.484	25-69	.362	36-45	.800	12	59	71	52	30-0	9	30	4	215	107.5
HEAT	2	480	95-195	.487	28-73	.384	18-18	1.000	28	69	97	56	38-0	11	25	4	236	118.0

2021-2022 SEASON SERIES (1-1) MIAMI HEAT VS. SACRAMENTO

PLAYER	G-GS	MIN	FG-FGA	PCT	3FG-A	PCT	FT-FTA	PCT	OFF	DEF	TOT	AST	PF-DQ	STL	TO	BLK	PTS	AVG
Butler	2-2	70	19-36	.528	4-11	.364	6-6	1.000	4	7	11	12	0-0	0	5	0	48	24.0
Adebayo	1-1	32	10-16	.625	0-0	---	2-2	1.000	4	11	15	1	3-0	2	2	1	22	22.0
Herrero	2-1	64	16-38	.421	8-19	.421	2-2	1.000	2	8	10	8	6-0	0	4	1	42	21.0
Martin	1-1	33	6-13	.462	1-5	.200	2-2	1.000	2	4	6	2	4-0	2	0	1	15	15.0
Robinson	1-0	25	5-8	.625	5-8	.625	0-0	---	0	2	2	1	4-0	1	0	0	15	15.0
Yurtseven	2-1	37	12-20	.600	0-0	---	0-0	---	8	11	19	0	3-0	1	1	0	24	12.0
Lowry	2-2	62	8-15	.533	5-10	.500	2-2	1.000	1	9	10	18	3-0	2	1	0	23	11.5
Strus	1-1	30	3-12	.250	2-9	.222	0-0	---	0	3	3	2	3-0	1	4	0	8	8.0
Guy	1-0	24	3-8	.375	0-2	.000	1-1	1.000	0	2	2	4	3-0	0	0	1	7	7.0
Silva (TOT)	1-0	13	2-4	.500	0-0	---	3-3	1.000	3	2	5	1	2-0	0	3	0	7	7.0
Silva (MIA)	1-0	13	2-4	.500	0-0	---	3-3	1.000	3	2	5	1	2-0	0	3	0	7	7.0
Tucker	1-1	24	3-6	.500	1-1	1.000	0-0	---	1	3	4	4	0-0	0	0	0	7	7.0
Dedmon	1-0	14	3-6	.500	0-2	.000	0-0	---	1	3	4	1	5-0	0	1	0	6	6.0
Stauskas	1-0	13	2-5	.400	1-2	.500	0-0	---	1	0	1	0	0-0	0	0	0	5	5.0
Vincent	1-0	20	2-5	.400	1-2	.500	0-0	---	0	0	0	2	2-0	2	2	0	5	5.0
Haslem	1-0	2	1-2	.500	0-1	.000	0-0	---	0	1	1	0	0-0	0	1	0	2	2.0
Highsmith	2-0	18	0-1	.000	0-1	.000	0-0	---	1	3	4	0	0-0	0	0	0	0	0.0
HEAT	2	480	95-195	.487	28-73	.384	18-18	1.000	28	69	97	56	38-0	11	25	4	236	118.0
KINGS SACRAMENTO KINGS	2	480	77-159	.484	25-69	.362	36-45	.800	12	59	71	52	30-0	9	30	4	215	107.5



ALONZO MOURNING

KINGS VS HEAT

DATE	W/L	H/A	SCORE	+/-
12/7/88	W	A	96-94	+2
12/15/88	W	H	94-90	+4
2/5/89	L	A	98-102	-4
4/10/89	W	H	108-69	+39
2/28/90	L	A	92-113	-21
3/13/90	W	H	121-87	+34
1/8/91	L	A	83-95	-12
4/2/91	W	H	96-90	+6
11/22/91	L	A	112-118	-6
1/4/92	L	H	98-110	-12
12/15/92	L	A	98-106	-8
1/9/93	W	H	108-94	+14
12/26/93	L	A	95-109	-14
1/11/94	W	H	103-95	+8
11/29/94	W	A	94-89	+5
1/7/95	W	H	96-95	+1
12/10/95	W	H	110-90	+20
2/5/96	L	A	92-103	-11
11/22/96	L	H	108-111 ^{2OT}	-3
3/26/97	L	A	88-101	-13
11/11/97	L	A	82-101	-19
2/20/98	L	H	77-91	-24
11/29/99	L	A	88-98	-10
12/10/99	L	H	97-101	-10
12/10/00	W	H	101-97	+4
3/14/01	L	A	104-114	-10
11/10/01	W	A	90-75	+15
12/9/01	W	H	95-88	+7
11/3/02	L	A	77-88	-10
1/5/03	W	H	96-70	+26
1/13/04	W	H	90-86	+4
3/6/04	L	A	96-102	-6
12/23/04	L	H	107-109	-2
3/4/05	L	A	83-104	-21

DATE	W/L	H/A	SCORE	+/-
12/2/05	L	H	87-98	-11
1/22/06	L	A	99-119	-20
12/7/06	L	H	91-93 ^{OT}	-2
3/16/07	L	A	97-103	-6
2/26/08	L	A	86-107	-21
3/2/08	W	H	120-109	+11
10/31/08	L	A	77-103	-26
1/9/09	L	H	115-119 ^{OT}	-4
12/6/09	L	H	102-115	-13
1/23/10	L	A	84-115	-31
12/11/10	L	H	83-104	-21
2/22/11	L	A	97-117	-20
2/21/12	L	A	108-120	-12
1/12/13	L	H	99-128	-29
2/26/13	L	A	129-141 ^{2OT}	-12
12/20/13	L	A	103-122	-19
12/27/13	W	H	108-103 ^{OT}	+5
1/16/15	L	H	83-95	-12
3/7/15	L	A	109-114 ^{OT}	-5
11/19/15	L	A	109-116	-7
4/1/16	L	H	106-112	-6
11/16/16	L	A	96-108 ^{OT}	-12
1/4/17	L	H	102-107	-5
1/25/18	W	A	89-88	+1
3/14/18	W	H	123-119 ^{OT}	+4
10/29/18	W	A	123-113	+10
2/8/19	W	H	102-96	+6
1/20/20	L	A	113-118 ^{OT}	-5
2/7/20	W	H	105-97	+8
1/30/21	L	A	104-105	-1
2/18/21	L	H	110-118	-8
1/2/22	W	H	115-113	+2
3/28/22	L	A	100-123	-23

	OVR	HM	RD
88-89	3-1	2-0	1-1
89-90	1-1	1-0	0-1
90-91	1-1	1-0	0-1
91-92	0-2	0-1	0-1
92-93	1-1	1-0	0-1
93-94	1-1	1-0	0-1
94-95	2-0	1-0	1-0
95-96	1-1	1-0	0-1
96-97	0-2	0-1	0-1
97-98	0-2	0-1	0-1
98-99	0-0	0-0	0-0
99-00	0-2	0-1	0-1
00-01	1-1	1-0	0-1
01-02	2-0	1-0	1-0
02-03	1-1	1-0	0-1
03-04	1-1	1-0	0-1
04-05	0-2	0-1	0-1
05-06	0-2	0-1	0-1
06-07	0-2	0-1	0-1
07-08	1-1	1-0	0-1
08-09	0-2	0-1	0-1
09-10	0-2	0-1	0-1
10-11	0-2	0-1	0-1
11-12	0-1	0-0	0-1
12-13	0-2	0-1	0-1
13-14	1-1	1-0	0-1
14-15	0-2	0-1	0-1
15-16	0-2	0-1	0-1
16-17	0-2	0-1	0-1
17-18	2-0	1-0	1-0
18-19	2-0	1-0	1-0
19-20	1-1	1-0	0-1
20-21	0-2	0-1	0-1
21-22	1-1	1-0	0-1

MILWAUKEE BUCKS



1543 N. 2nd Street, 6th Floor
Milwaukee, WI 53212
Phone: (414) 227-0500
Website: Bucks.com
Twitter/Instagram: @Bucks

COLORS:



Bucks
Dark Green



Bucks
Black



Bucks
Lt Royal



Bucks
Cream

HOME COURT (CAPACITY):

Fiserv Forum (17,500) - opened 2018

FOUNDED: 1968-69, Milwaukee Bucks

HEAD COACH: Mike Budenholzer (College - Texas)

ASSISTANT COACHES:

Darvin Ham (College - Texas Tech)
Charles Lee (College - Bucknell)
Patrick St. Andrews (College - Penn State)
Chad Forcier (College - Seattle Pacific)
Vin Baker (College - Hartford)
Mike Dunlap (College - Loyola Marymount)
Josh Oppenheimer (College - Rhode Island)

DIRECTOR OF PERFORMANCE:

Troy Flanagan (College - RMIT University)

HEAD ATHLETIC TRAINER:

Scott Faust (College - Alabama Huntsville)

STRENGTH & REHABILITATION SPECIALIST:

Suki Hobson (College - Leeds)

SENIOR STRENGTH COACH: Michael Davie

OWNERS: Wes Edens, Marc Lasry, Jamie Dinan,
Mike Fascitelli

PRESIDENT: Peter Feigin

GENERAL MANAGER: Jon Horst

ASSISTANT GENERAL MANAGER: Milt Newton

RADIO: WTMJ 620 AM, 103.3 FM Ted Davis,
Dennis Krause (Home games)

TV: Fox Sports Wisconsin, Jim Paschke,
Marques Johnson, Steve Novak, Katie George

NBA TITLES WON: 2, 1970-71, 2020-21

ALL-TIME NBA REGULAR SEASON RECORD:

2282-2079 (.523)

2021-22 RECORD: 51-31 (1st in Central)

2021-22 PLAYOFF RESULTS: Lost 3-4 to Boston
in the Conference Semifinals

ALL-TIME SERIES (55 YEARS)

	OVERALL	HOME	ROAD
Sac-Era	31-40	16-20	15-20
All-Time	58-94	34-41	23-51

CURRENT STREAKS

	OVERALL	HOME	ROAD
Kings	L12	L6	L6

2022-23 SERIES SCHEDULE

DATE	SITE	TIME (PT)
12/7	Fiserv Forum	5:00 p.m.
3/13	Golden 1 Center	7:00 p.m.

2021-22 VS. BUCKS (0-2)

DATE	SITE	RESULT
1/22	Fiserv Forum	127-133
3/16	Golden 1 Center	126-135

SERIES FACTS

Last Home Win: 2/1/16 (111-104)
Last Road Win: 11/25/15 (129-118)
Last Home Loss: 1/22/22 (128-129)
Last Road Loss: 3/16/22 (115-128)
Biggest Win: 25 (101-76) @ Mil., 1/7/03
25 (98-73) @ Mil., 3/10/02
25 (122-97) @ Mil., 3/20/96
25 (129-104) @ Mil., 11/24/69
Biggest Loss: 58 (82-140) @ Mil., 12/15/85

2021-22 SEASON SERIES (0-2) SACRAMENTO KINGS VS. MILWAUKEE

PLAYER	G-GS	MIN	FG-FGA	PCT	3FG-A	PCT	FT-FTA	PCT	OFF	DEF	TOT	AST	PF-DQ	STL	TO	BLK	PTS	AVG
Haliburton	1-1	38	8-14	.571	5-8	.625	3-5	.600	1	5	6	12	4-0	1	4	0	24	24.0
Davis	1-1	30	9-18	.500	3-9	.333	1-1	1.000	0	7	7	3	4-0	1	3	0	22	22.0
Fox	1-1	37	8-23	.348	3-11	.273	2-2	1.000	0	4	4	7	2-0	2	9	0	21	21.0
Barnes	2-2	61	14-23	.609	4-9	.444	7-9	.778	2	7	9	4	3-0	0	1	1	39	19.5
DiVincenzo (TOT)	1-0	30	7-14	.500	4-8	.500	1-1	1.000	1	3	4	1	1-0	3	1	0	19	19.0
DiVincenzo (SAC)	1-0	30	7-14	.500	4-8	.500	1-1	1.000	1	3	4	1	1-0	3	1	0	19	19.0
Sabonis (TOT)	4-4	133	21-44	.477	0-8	.000	21-26	.808	11	31	42	22	7-0	3	14	1	63	15.8
Sabonis (SAC)	1-1	39	6-13	.462	0-2	.000	10-13	.769	1	4	5	7	1-0	1	3	1	22	22.0
Mitchell	2-0	50	12-21	.571	4-10	.400	0-0	---	0	5	5	6	8-0	1	2	1	28	14.0
Lyles (TOT)	4-2	109	20-46	.435	7-25	.280	8-10	.800	7	26	33	7	12-0	2	2	1	55	13.8
Lyles (SAC)	1-1	33	5-10	.500	2-5	.400	0-0	---	1	11	12	3	3-0	1	0	1	12	12.0
Bagley	1-1	23	6-12	.500	1-2	.500	0-0	---	2	3	5	0	2-0	0	1	0	13	13.0
Jackson (TOT)	3-0	55	11-23	.478	6-12	.500	7-7	1.000	2	7	9	4	6-0	1	1	1	35	11.7
Holmes	2-1	37	11-14	.786	0-0	---	1-1	1.000	3	6	9	3	1-0	1	1	2	23	11.5
Holiday (TOT)	4-3	102	12-31	.387	9-25	.360	2-2	1.000	0	9	9	7	8-0	4	2	2	35	8.8
Holiday (SAC)	1-1	20	2-6	.333	2-5	.400	2-2	1.000	0	2	2	2	1-0	0	1	0	8	8.0
Hield	1-0	29	2-11	.182	2-7	.286	0-0	---	3	5	8	2	3-0	0	1	0	6	6.0
Metu	2-0	25	5-9	.556	1-4	.250	0-0	---	3	3	6	1	5-0	0	1	1	11	5.5
Jones	1-0	24	2-3	.667	0-0	---	1-3	.333	3	1	4	5	2-0	1	1	0	5	5.0
Lamb (TOT)	3-0	31	4-13	.308	3-9	.333	3-3	1.000	0	3	3	3	1-0	1	0	0	14	4.7
Harkless	1-0	3	0-0	---	0-0	---	0-0	---	0	1	1	0	1-0	0	0	0	0	0.0
KINGS	2	480	97-191	.508	31-80	.388	28-37	.757	20	67	87	56	41-0	12	29	7	253	126.5
BUCKS	2	480	92-180	.511	39-77	.506	45-57	.789	17	73	90	40	33-0	24	20	3	268	134.0

2021-22 SEASON SERIES (2-0) MILWAUKEE BUCKS VS. SACRAMENTO

PLAYER	G-GS	MIN	FG-FGA	PCT	3FG-A	PCT	FT-FTA	PCT	OFF	DEF	TOT	AST	PF-DQ	STL	TO	BLK	PTS	AVG
G. Antetokounmpo	1-1	35	12-23	.522	0-2	.000	12-16	.750	2	8	10	2	3-0	2	2	1	36	36.0
Middleton	2-2	68	22-40	.550	12-17	.706	10-10	1.000	1	13	14	13	6-0	3	5	1	66	33.0
Holiday	2-2	67	18-36	.500	5-9	.556	6-8	.750	2	7	9	7	1-0	6	6	0	47	23.5
DiVincenzo	1-0	25	6-10	.600	3-5	.600	5-6	.833	1	2	3	2	2-0	1	0	0	20	20.0
Connaughton	1-1	29	5-10	.500	5-10	.500	0-0	---	0	5	5	1	0-0	4	1	0	15	15.0
Hill	2-1	47	6-11	.545	5-9	.556	6-8	.750	3	3	6	3	1-0	1	1	0	23	11.5
Nwora	1-0	22	4-10	.400	2-5	.400	0-0	---	0	5	5	1	4-0	1	0	0	10	10.0
Portis	2-2	63	7-16	.438	1-6	.167	3-4	.750	2	16	18	6	4-0	1	1	1	18	9.0
Ibaka (TOT)	4-2	69	14-27	.519	3-10	.300	1-2	.500	6	7	13	6	5-0	2	3	0	32	8.0
Ibaka (MIL)	1-0	18	4-6	.667	0-1	.000	0-0	---	0	2	2	0	3-0	0	0	0	8	8.0
Allen	1-1	23	2-3	.667	2-3	.667	0-0	---	1	2	3	1	1-0	0	1	0	6	6.0
Matthews	2-0	38	2-6	.333	2-4	.500	3-5	.600	4	3	7	2	3-0	4	1	0	9	4.5
Hood	1-0	13	2-3	.667	0-1	.000	0-0	---	1	1	2	1	0-0	0	0	0	4	4.0
Carter (TOT)	2-0	30	2-8	.250	2-6	.333	0-0	---	0	6	6	3	1-0	0	0	0	6	3.0
Carter (MIL)	1-0	13	1-2	.500	1-2	.500	0-0	---	0	4	4	1	1-0	0	0	0	3	3.0
Lopez	1-0	15	1-4	.250	1-3	.333	0-0	---	0	2	2	0	4-0	0	0	0	3	3.0
Bembry (TOT)	1-0	10	1-1	1.000	0-0	---	0-0	---	0	2	2	0	0-0	0	0	1	2	2.0
T. Antetokounmpo	1-0	0	0-0	---	0-0	---	0-0	---	0	0	0	0	0-0	0	0	0	0	0.0
Mamukelashvili	1-0	6	0-0	---	0-0	---	0-0	---	0	0	0	0	0-0	1	0	0	0	0.0
BUCKS	2	480	92-180	.511	39-77	.506	45-57	.789	17	73	90	40	33-0	24	20	3	268	134.0
KINGS	2	480	97-191	.508	31-80	.388	28-37	.757	20	67	87	56	41-0	12	29	7	253	126.5



SIDNEY MONCRIEF

KINGS VS BUCKS

DATE	W/L	H/A	SCORE	+/-	DATE	W/L	H/A	SCORE	+/-
11/21/85	L	H	97-131	-34	11/21/04	W	H	88-79	+9
12/15/85	L	A	82-140	-58	12/14/04	W	A	89-86	+3
11/22/86	L	H	99-107	-8	11/18/05	W	H	103-82	+21
1/13/87	L	A	89-113	-24	3/8/06	W	A	123-116	+7
11/19/87	L	H	113-117 ^{OT}	-4	11/4/06	L	A	91-104	-13
3/15/88	L	A	97-108	-11	1/24/07	W	H	114-106	+8
1/24/89	L	H	110-114	-4	12/10/07	W	H	96-93	+3
1/31/89	L	A	104-117	-13	12/19/07	W	A	102-89	+13
12/5/89	W	H	118-103	+15	1/16/09	L	H	122-129	-7
1/30/90	L	A	102-109	-7	1/24/09	L	A	104-106	-2
1/23/91	W	H	95-91	+4	12/19/09	W	A	96-95	+1
2/1/91	L	A	112-117	-5	3/19/10	L	H	108-114 ^{2OT}	-6
1/11/92	W	A	106-105 ^{OT}	+1	12/23/10	L	H	79-84	-5
3/24/92	W	H	113-102	+11	3/23/11	W	A	97-90	+7
12/22/92	W	A	102-99 ^{OT}	+3	1/5/12	W	H	103-100	+3
3/27/93	L	H	105-125	-20	12/12/12	L	A	85-98	-13
12/15/93	L	H	95-96	-1	3/10/13	L	H	113-115	-2
3/11/94	W	A	108-100	+8	3/5/14	W	A	116-102	+14
12/6/94	W	H	108-95	+13	3/23/14	W	H	124-107	+17
1/11/95	L	A	88-97	-9	12/18/14	L	H	107-108	-1
3/13/96	W	H	104-95	+9	2/11/15	L	A	103-111	-8
3/20/96	W	A	122-97	+25	11/25/15	W	A	129-118	+11
11/15/96	W	H	103-99	+4	2/1/16	W	H	111-104	+7
3/1/97	W	A	103-92	+11	11/5/16	L	A	91-117	-26
1/24/98	L	A	97-101	-4	3/22/17	L	H	98-116	-18
4/3/98	L	H	86-87	-1	11/28/17	L	H	87-112	-25
12/21/99	W	H	108-95	+13	12/2/17	L	A	104-109	-5
1/26/00	L	A	104-112	-8	11/4/18	L	A	109-144	-35
2/6/01	L	A	109-112	-3	2/27/19	L	H	140-141 ^{OT}	-1
4/3/01	L	H	101-107	-6	1/10/20	L	H	106-127	-21
1/6/02	W	H	115-101	+14	2/10/20	L	A	111-123	-22
3/10/02	W	A	98-73	+25	2/21/21	L	A	115-128	-13
1/7/03	W	A	101-76	+25	4/3/21	L	H	128-129	-1
2/18/03	W	H	102-93	+9	1/22/22	L	A	127-133	-6
2/10/04	W	A	124-117	+7	3/16/22	L	H	126-135	-9
3/23/04	L	H	101-112	-11					

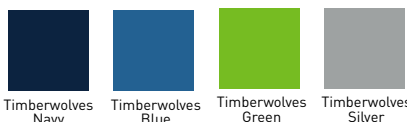
	OVR	HM	RD	NTL
68-69	5-1	2-1	2-0	1-0
69-70	2-5	1-1	1-3	0-1
70-71	1-4	1-1	0-2	0-1
71-72	0-5	0-3	0-2	
72-73	1-6	1-3	0-3	
73-74	0-7	0-3	0-4	
74-75	6-3	4-1	2-2	
75-76	2-5	2-1	0-4	
76-77	2-2	2-0	0-2	
77-78	0-4	0-2	0-2	
78-79	2-2	1-1	1-1	
79-80	3-3	2-1	1-2	
80-81	1-1	1-0	0-1	
81-82	1-1	0-1	1-0	
82-83	1-1	1-0	0-1	
83-84	0-2	0-1	0-1	
84-85	0-2	0-1	0-1	
85-86	0-2	0-1	0-1	
86-87	0-2	0-1	0-1	
87-88	0-2	0-1	0-1	
88-89	0-2	0-1	0-1	
89-90	1-1	1-0	0-1	
90-91	1-1	1-0	0-1	
91-92	2-0	1-0	1-0	
92-93	1-1	0-1	1-0	
93-94	1-1	0-1	1-0	
94-95	1-1	1-0	0-1	
95-96	2-0	1-0	1-0	
96-97	2-0	1-0	1-0	
97-98	0-2	0-1	0-1	
98-99	0-0	0-0	0-0	
99-00	1-1	1-0	0-1	
00-01	0-2	0-1	0-1	
01-02	2-0	1-0	1-0	
02-03	2-0	1-0	1-0	
03-04	1-1	0-1	1-0	
04-05	2-0	1-0	1-0	
05-06	2-0	1-0	1-0	
06-07	1-1	1-0	0-1	
07-08	2-0	1-0	1-0	
08-09	0-2	0-1	0-1	
09-10	1-1	0-1	1-0	
10-11	1-1	0-1	1-0	
11-12	1-0	1-0	0-0	
12-13	0-2	0-1	0-1	
13-14	2-0	1-0	1-0	
14-15	0-2	0-1	0-1	
15-16	2-0	1-0	1-0	
16-17	0-2	0-1	0-1	
17-18	0-2	0-1	0-1	
18-19	0-2	0-1	0-1	
19-20	0-2	0-1	0-1	
20-21	0-2	0-1	0-1	
21-22	0-2	0-1	0-1	

MINNESOTA TIMBERWOLVES



600 Hennepin Avenue, Suite 300
Minneapolis, MN 55403
Phone: (612) 673-1600
Ticket Information: (612) 673-1234
Website: Timberwolves.com
Twitter: @MNTimberwolves
PR Twitter: @Twolves_PR

COLORS:



HOME COURT (CAPACITY):

Target Center [17,136] - opened 1990

FOUNDED: 1989-90 expansion team,
Minnesota Timberwolves

HEAD COACH: Chris Finch (College - Minnesota)

ASSISTANT COACHES:

Micah Nori (College - Indiana)
Pablo Prigioni
Elston Turner (College - Mississippi)
Kevin Hanson (College - San Diego)

ASSISTANT COACH/DIRECTOR OF PLAYER

DEVELOPMENT: Joe Boylan

PLAYER DEVELOPMENT COACHES: Chris Hines,
Max LeFevre

QUALITY CONTROL COACH: Nathan Bubes

VICE PRESIDENT OF PLAYER HEALTH/ HEAD ATHLETIC

TRAINER: Gregg Farnam (College - St. Cloud State)

VP, SPORTS SCIENCE AND PERFORMANCE: Javair
Gillett

VP, TEAM MEDICAL SERVICES: Dr. Sheldon Burns

OWNER: Glen Taylor

CEO: Ethan Casson

PRESIDENT OF BASKETBALL OPERATIONS: Tim
Connelly

EXECUTIVE VP OF BASKETBALL OPERATIONS:

Sachin Gupta

ASSISTANT GENERAL MANAGER: Steve Senior,
Emmanuel Rohan

COMMUNICATIONS DIRECTOR: Sara Perez

SR. COMMUNICATIONS AND BROADCAST MANAGER:
Aaron Freeman

TV: Bally Sports North (cable)

BROADCASTERS: Michael Grady, Jim Petersen, Katie
Storm

RADIO: WCCO (830 AM) Alan Horton

NBA TITLES WON: None

ALL-TIME NBA REGULAR SEASON RECORD:
1049-1581 (.399)

2021-22 RECORD: 46-36 (3rd in Northwest)

2021-22 PLAYOFF RESULTS: Lost 2-4 to
Memphis in the First Round

ALL-TIME SERIES (34 YEARS)

	OVERALL	HOME	ROAD
Sac-Era	59-64	37-25	22-39
All-Time	59-64	37-25	22-39

CURRENT STREAKS

	OVERALL	HOME	ROAD
Kings	W1	W1	L2

2022-23 SERIES SCHEDULE

DATE	SITE	TIME (PT)
1/28	Target Center	5:00 p.m.
1/30	Target Center	5:00 p.m.
3/4	Golden 1 Center	7:00 p.m.
3/27	Golden 1 Center	7:00 p.m.

2021-22 VS. TIMBERWOLVES (1-2)

DATE	SITE	RESULT
11/17	Target Center	L, 97-107
2/8	Golden 1 Center	L, 114-134
2/9	Golden 1 Center	W, 132-119

SERIES FACTS

Last Home Win: 2/9/22 (132-119)
Last Road Win: 1/27/20 (133-129)
Last Home Loss: 2/8/22 (114-134)
Last Road Loss: 11/17/21 (97-107)
Biggest Win: 32 (127-95) @ Minn., 3/20/11
Biggest Loss: 29 (88-117) @ Minn., 2/7/01

2021-2022 SEASON SERIES (1-2) SACRAMENTO KINGS VS. MINNESOTA

PLAYER	G-GS	MIN	FG-FGA	PCT	3FG-A	PCT	FT-FTA	PCT	OFF	DEF	TOT	AST	PF-DQ	STL	TO	BLK	PTS	AVG
Fox	3-3	108	31-62	.500	8-15	.533	14-17	.824	1	15	16	14	9-0	1	8	2	84	28.0
Barnes	3-3	103	15-28	.536	6-10	.600	28-28	1.000	3	16	19	8	3-0	2	3	1	64	21.3
Sabonis (TOT)	2-2	69	15-31	.484	0-5	.000	8-10	.800	9	30	39	15	9-0	1	8	1	38	19.0
Sabonis (SAC)	1-1	33	10-19	.526	0-1	.000	2-3	.667	5	9	14	5	4-0	1	4	0	22	22.0
Hield	1-0	29	5-17	.294	5-14	.357	1-2	.500	1	2	3	2	1-0	0	0	0	16	16.0
Lyles (TOT)	2-0	35	10-19	.526	2-5	.400	7-8	.875	1	6	7	1	3-0	0	2	0	29	14.5
Lamb (TOT)	1-0	31	4-11	.364	3-8	.375	3-3	1.000	0	6	6	5	1-0	0	1	2	14	14.0
Lamb (SAC)	1-0	31	4-11	.364	3-8	.375	3-3	1.000	0	6	6	5	1-0	0	1	2	14	14.0
Mitchell	3-1	86	12-30	.400	6-18	.333	3-4	.750	6	7	13	15	9-0	5	6	1	33	11.0
Holiday (TOT)	2-2	68	8-26	.308	3-14	.214	2-2	1.000	1	5	6	6	3-0	3	5	2	21	10.5
Holiday (SAC)	1-1	30	2-11	.182	0-6	.000	2-2	1.000	1	1	2	4	2-0	2	5	1	6	6.0
Metu	3-2	84	13-23	.565	0-4	.000	5-6	.833	4	17	21	8	8-0	0	7	2	31	10.3
Ramsey	1-0	26	3-9	.333	2-4	.500	2-4	.500	1	3	4	3	2-0	0	1	0	10	10.0
Jones	2-1	33	9-11	.818	0-0	---	0-0	---	0	7	7	5	4-0	0	2	2	18	9.0
Thompson	1-0	17	2-6	.333	0-0	---	4-6	.667	4	5	9	0	3-0	1	0	0	8	8.0
Haliburton	1-1	34	3-10	.300	1-5	.200	0-0	---	2	3	5	3	3-0	2	4	0	7	7.0
Holmes	2-1	42	7-11	.636	0-1	.000	0-1	.000	4	3	7	3	7-0	0	3	1	14	7.0
Harkless	1-1	10	2-3	.667	0-1	.000	2-2	1.000	0	0	0	0	1-0	0	0	0	6	6.0
Len	1-0	19	2-3	.667	0-0	---	0-0	---	0	3	3	1	1-0	1	3	0	4	4.0
Bagley	1-0	11	1-5	.200	0-2	.000	0-0	---	3	2	5	1	1-0	0	1	0	2	2.0
King	1-0	18	1-6	.167	0-3	.000	0-0	---	0	1	1	3	1-0	0	0	1	2	2.0
Woodard	1-0	7	1-4	.250	0-1	.000	0-0	---	1	0	1	0	1-0	0	0	0	2	2.0
KINGS	3	720	123-269	.457	31-93	.333	66-78	.846	36	100	136	80	61-0	15	53	13	343	114.3
TIMBERWOLVES	3	720	135-284	.475	48-126	.381	42-53	.792	32	86	118	82	69-0	22	41	20	360	120.0

2021-2022 SEASON SERIES (2-1) MINNESOTA TIMBERWOLVES VS. SACRAMENTO

PLAYER	G-GS	MIN	FG-FGA	PCT	3FG-A	PCT	FT-FTA	PCT	OFF	DEF	TOT	AST	PF-DQ	STL	TO	BLK	PTS	AVG
Towns	3-3	100	28-43	.651	4-11	.364	8-8	1.000	6	16	22	15	11-0	0	12	3	68	22.7
Russell	3-3	94	22-50	.440	8-26	.308	8-10	.800	3	6	9	24	6-0	4	7	2	60	20.0
Edwards	3-3	103	23-61	.377	7-22	.318	4-6	.667	2	7	9	5	10-0	1	5	2	57	19.0
Beverley	2-2	57	8-23	.348	3-12	.250	4-4	1.000	2	7	9	12	7-0	1	3	5	23	11.5
Beasley	3-0	58	10-25	.400	9-20	.450	2-3	.667	0	5	5	1	5-0	2	1	0	31	10.3
McDaniels	3-1	73	11-22	.500	6-11	.545	0-1	.000	1	10	11	4	9-0	2	2	0	28	9.3
Reid	3-0	41	9-15	.600	4-8	.500	5-7	.714	3	7	10	2	3-0	1	2	4	27	9.0
Vanderbilt	3-3	80	8-12	.667	0-0	---	5-6	.833	10	19	29	2	6-0	3	2	3	21	7.0
Prince	3-0	48	7-15	.467	4-10	.400	0-0	---	0	2	2	2	7-0	6	3	0	18	6.0
McLaughlin	3-0	36	6-9	.667	1-2	.500	2-2	1.000	2	5	7	14	2-0	1	1	1	15	5.0
Nowell	2-0	17	3-7	.429	2-2	1.000	1-2	.500	3	0	3	1	2-0	1	0	0	9	4.5
Knight	3-0	5	0-0	---	0-0	---	3-4	.750	0	1	1	0	1-0	0	0	0	3	1.0
Bolmaro	1-0	2	0-0	---	0-0	---	0-0	---	0	0	0	0	0-0	0	0	0	0	0.0
Layman	1-0	3	0-0	---	0-0	---	0-0	---	0	1	1	0	0-0	0	0	0	0	0.0
Okogie	1-0	3	0-2	.000	0-2	.000	0-0	---	0	0	0	0	0-0	0	1	0	0	0.0
TIMBERWOLVES	3	720	135-284	.475	48-126	.381	42-53	.792	32	86	118	82	69-0	22	41	20	360	120.0
KINGS	3	720	123-269	.457	31-93	.333	66-78	.846	36	100	136	80	61-0	15	53	13	343	114.3



KEVIN GARNETT

KINGS VS TIMBERWOLVES

DATE	W/L	H/A	SCORE	+/-	DATE	W/L	H/A	SCORE	+/-	DATE	W/L	H/A	SCORE	+/-
1/9/90	W	H	84-70	+14	11/4/00	L	A	91-99	-8	1/16/12	L	A	86-99	-13
1/29/90	L	A	91-109	-18	1/8/01	W	H	100-97	+3	2/7/12	L	A	84-86	-2
3/21/90	W	H	90-84	+6	2/7/01	L	A	88-117	-29	3/18/12	W	H	115-99	+16
3/28/90	L	A	88-93	-5	3/30/01	W	H	110-98	+12	4/2/12	W	H	116-108	+8
11/27/90	L	H	80-89	-9	12/14/01	L	A	94-114	-20	11/2/12	L	A	80-92	-12
12/18/90	W	H	108-99	+9	12/28/01	W	H	125-111	+14	11/27/12	L	H	89-97	-8
1/30/91	L	A	86-95	-9	2/3/02	W	A	112-107	+5	3/21/13	W	H	101-98	+3
4/15/91	L	A	94-112	-18	4/9/02	W	H	122-103	+19	1/15/14	W	A	111-108	+3
11/9/91	L	H	80-84	-4	11/27/02	L	A	74-90	-16	3/1/14	L	H	97-108	-11
12/30/91	W	A	117-109	+8	12/3/02	W	H	98-86	+12	3/16/14	L	A	102-104	-2
3/29/92	W	A	112-86	+26	1/10/03	L	A	109-115 ^{OT}	-6	4/13/14	W	H	106-103	+3
4/11/92	W	H	114-94	+20	3/5/03	W	H	96-95 ^{OT}	+1	11/22/14	W	A	113-101	+12
12/23/92	W	A	102-96 ^{OT}	+6	11/5/03	W	A	125-121 ^{OT}	+4	1/1/15	W	A	110-107	+3
1/23/93	W	H	113-108	+5	12/5/03	L	H	109-112 ^{OT}	-3	4/7/15	W	H	116-111	+5
2/18/93	L	A	114-121	-7	2/19/04	L	A	75-92	-17	11/27/15	L	H	91-101	-10
3/11/93	W	H	109-95	+14	4/8/04	L	H	86-94	-8	12/18/15	L	A	95-99	-4
11/19/93	L	A	108-113	-5	11/28/04	L	H	110-121	-11	3/23/16	L	A	104-113	-9
12/1/93	L	H	101-111	-10	12/10/04	L	A	105-113	-8	4/7/16	L	H	97-105	-8
3/9/94	W	A	104-96	+8	1/30/05	W	A	94-84	+10	10/29/16	W	H	106-103	+3
4/2/94	W	H	102-87	+15	4/3/05	L	H	100-112	-12	12/23/16	W	A	109-105	+4
12/22/94	W	H	109-89	+20	12/4/05	L	H	77-85	-8	2/27/17	L	H	88-102	-14
1/10/95	W	A	98-85	+13	12/13/05	W	A	93-91	+2	4/1/17	W	A	123-117	+6
3/1/95	L	H	87-98	-11	3/19/06	L	A	89-95	-6	12/14/17	L	A	96-119	-23
3/26/95	W	A	104-98	+6	11/1/06	L	A	83-92	-9	2/11/18	L	A	106-111	-5
11/3/95	W	H	95-86	+9	11/6/06	W	H	93-81	+12	2/26/18	L	H	100-118	-18
1/15/96	L	A	94-103	-9	1/31/07	W	A	100-98	+2	11/9/18	W	H	121-110	+11
2/13/96	L	H	90-94	-4	3/21/07	L	H	89-95	-6	12/12/18	W	H	141-130	+11
3/15/96	L	A	87-113	-26	11/10/07	W	H	100-93	+7	12/17/18	L	A	105-132	-27
12/3/96	W	A	96-89	+7	11/14/07	L	A	103-108	-5	2/25/19	L	A	105-112	-7
12/19/96	W	H	112-105	+7	3/7/08	L	H	103-111	-8	12/26/19	L	H	104-105 ^{2OT}	-1
1/28/97	W	A	91-88	+3	10/29/08	L	A	96-98	-2	1/27/20	W	A	133-129 ^{OT}	+4
2/18/97	W	H	95-84	+11	11/7/08	W	H	121-109	+12	2/3/20	W	H	113-109	+4
12/5/97	L	A	90-101	-11	12/15/08	W	H	118-103	+15	4/5/21	L	A	106-116	-10
12/22/97	W	H	89-79	+10	4/15/09	W	A	97-90	+6	4/20/21	L	H	120-134	-14
2/22/98	L	A	95-113	-18	12/12/09	W	H	120-100	+20	4/21/21	W	H	128-125	+3
3/29/98	L	H	96-104	-8	12/18/09	L	A	96-112	-16	11/17/21	L	A	97-107	-10
2/21/99	L	A	90-102	-12	3/14/10	W	H	114-100	+14	2/8/22	L	H	114-134	-20
3/12/99	L	H	95-101	-6	3/31/10	L	A	99-108	-9	2/9/22	W	H	132-119	+13
4/3/99	L	A	96-105	-9	10/27/10	W	A	117-116	+1					
4/23/99	W	H	105-97	+8	11/10/10	L	H	89-98	-8					
11/5/99	W	H#	100-95	+5	3/20/11	W	A	127-95	+32					
11/6/99	L	A#	101-114	-13										
1/31/00	L	A	90-105	-15										
4/7/00	L	H	92-95	-3										

Japan
BACK TO TABLE OF CONTENTS

OVR	HM	RD	NTL
89-90	2-2	2-0	0-2
90-91	1-3	1-1	0-2
91-92	3-1	1-1	2-0
92-93	3-1	2-0	1-1
93-94	2-2	1-1	1-1
94-95	3-1	1-1	2-0
95-96	1-3	1-1	0-2
96-97	4-0	2-0	2-0
97-98	1-3	1-1	0-2
98-99	1-3	1-1	0-2
99-00	1-3	0-1	0-1
00-01	2-2	2-0	0-2
01-02	3-1	2-0	1-1
02-03	2-2	2-0	0-2
03-04	1-3	0-2	1-1
04-05	1-3	0-2	1-1
05-06	1-2	0-1	1-1
06-07	2-2	1-1	1-1
07-08	1-2	1-1	0-1
08-09	3-1	2-0	1-1
09-10	2-2	2-0	0-2
10-11	2-1	0-1	2-0
11-12	2-2	2-0	0-2
12-13	1-2	1-1	0-1
13-14	2-2	1-1	1-1
14-15	3-0	1-0	2-0
15-16	0-4	0-2	0-2
16-17	3-1	1-1	2-0
17-18	0-3	0-1	0-2
18-19	2-2	2-0	0-2
19-20	1-2	1-1	0-1
20-21	1-2	1-1	0-1
21-22	1-2	1-1	0-1

NEW ORLEANS PELICANS



5800 Airline Drive
Metairie, LA 70003
Phone: (504) 593-4700
Ticket Info: (504) 525-HOOP (4667)
Website: Pelicans.com
Twitter: @pelicansnba
PR Twitter: @pelicansPR

COLORS:



HOME COURT (CAPACITY):

Smoothie King Center (16,867) - opened in
1999 (Hornets' 1st game on Oct. 30 2002)

FOUNDED: 2002-03, New Orleans Hornets;
2005-06 New Orleans/Oklahoma
City Hornets; 2007-08, New Orleans Hornets;
2013-14 New Orleans Pelicans

HEAD COACH: Willie Green (College -
ASSISTANT COACHES:
Jarron Collins (College -)
Casey Hill (College - Trinity)
Fred Vinson (College - Georgia Tech)
Teresa Weatherspoon (College - Louisiana Tech)
Ryan Frazier
Ryan Pannone
COACHING ADVISOR: Mike D'Antoni
ASSISTANT/ PLAYER DEVELOPMENT COACHES:
Corey Brewer, Darnell Lazare
VICE PRESIDENT OF PLAY CARE & PERFORMANCE:
Aaron Nelson (College - Iowa State)
HEAD STRENGTH
HEAD ATHLETIC TRAINER: Tom Maystady

GOVERNOR: Gayle Benson
PRESIDENT: Dennis Lauscha
EXECUTIVE VICE PRESIDENT OF BASKETBALL
OPERATIONS: David Griffin
GENERAL MANAGER: Trajan Langdon
VICE PRESIDENT OF BASKETBALL OPERATIONS/
TEAM DEVELOPMENT: Swin Cash
SR. VP OF COMMUNICATIONS/BROADCASTING: Greg Benschel
DIRECTOR OF BASKETBALL COMMUNICATIONS: Matt Ryan
BASKETBALL COMMUNICATIONS & BROADCAST
MANAGER: Chris Trahan
BASKETBALL COMMUNICATIONS COORDINATOR:
Henry Valier
CORPORATE COMMUNICATIONS MANAGER: Sam
Shannon
RADIO: Todd Graftagnini, John DeShazier, Joe Cardosi
Erin Summers (WRNO 99.5 FM)
TV: Joel Meyers, Antonio Daniels, Jen Hale, (Bally
Sports New Orleans)

NBA TITLES WON: None

ALL-TIME NBA REGULAR SEASON RECORD:
740-864 (.461)

2021-2022 RECORD: 36-46 (3rd in Southwest)

2021-22 PLAYOFF RESULTS: Lost to Phoenix 2-4
in the First Round

ALL-TIME SERIES (21 years)

	OVERALL	HOME	ROAD
Sac-Era	31-38	20-15	11-23
All-Time	31-38	20-15	11-23

CURRENT STREAKS

	OVERALL	HOME	ROAD
Kings	L2	L1	L1

2022-23 SERIES SCHEDULE

DATE	SITE	TIME (PT)
2/5	Smoothie King Center	4:00 p.m.
3/6	Golden 1 Center	7:00 p.m.
4/4	Smoothie King Center	5:00 p.m.

2021-22 VS. PELICANS (1-2)

DATE	SITE	RESULT
10/29	Smoothie King Center	W, 113-109.
11/3	Golden 1 Center	W, 112-99
3/2	Smoothie King Center	L, 95-125
4/5	Golden 1 Center	L, 109-123

SERIES FACTS

Last Home Win: 11/3/21 (112-99)
Last Road Win: 10/29/21 (113-109)
Last Home Loss: 3/2/22 (95-125)
Last Road Loss: 4/5/22 (109-123)
Biggest Win: 36 (107-71) vs. NO, 12/19/04
Biggest Loss: 30 (125-95) at NO, 3/2/22

2021-2022 SEASON SERIES (2-2) SACRAMENTO KINGS VS. NEW ORLEANS

PLAYER	G-GS	MIN	FG-FGA	PCT	3FG-A	PCT	FT-FTA	PCT	OFF	DEF	TOT	AST	PF-DQ	STL	TO	BLK	PTS	AVG
Fox	3-3	112	26-53	.491	4-16	.250	11-15	.733	0	10	11	13	8-0	7	7	0	67	22.3
Haliburton	2-2	68	13-23	.565	2-5	.400	9-11	.818	1	15	16	15	1-0	4	7	0	37	18.5
Barnes	4-4	136	20-37	.541	6-20	.450	23-25	.920	4	26	30	7	7-0	2	0	0	72	18.0
Sabonis [TOT]	2-2	55	12-27	.444	2-5	.400	9-11	.818	9	15	24	13	4-0	3	0	0	35	17.5
Sabonis [SAC]	1-1	33	6-16	.375	0-2	.000	3-3	1.000	7	7	14	7	2-0	0	0	0	15	15.0
Holmes	2-2	48	13-17	.765	0-1	.000	7-7	1.000	2	10	12	2	8-0	0	1	0	33	16.5
Hield	2-0	53	10-24	.417	5-17	.294	6-7	.857	2	9	11	1	4-0	3	0	0	31	15.5
Jones	2-1	43	10-14	.714	1-2	.500	5-7	.714	1	5	6	1	6-0	0	3	0	26	13.0
Lyles [TOT]	4-2	86	15-22	.682	4-7	.571	5-6	.833	2	15	17	1	4-0	1	0	0	39	9.8
Lyles [SAC]	2-2	39	4-10	.400	1-4	.250	3-4	.750	1	7	8	0	2-0	1	1	0	12	6.0
Mitchell	4-1	118	17-44	.386	3-17	.176	2-2	1.000	0	6	6	30	7-0	2	7	0	39	9.8
Lamb [TOT]	4-0	80	14-28	.500	4-13	.308	6-7	.857	2	13	15	0	5-0	2	3	0	38	9.5
Lamb [SAC]	2-0	49	10-19	.526	3-8	.375	4-5	.800	1	1	2	0	4-0	2	2	1	27	13.5
Holiday [TOT]	4-4	84	12-27	.444	7-15	.467	5-6	.833	1	4	5	0	7-0	2	2	1	36	9.0
Holiday [SAC]	2-2	42	3-8	.375	3-5	.600	2-2	1.000	0	4	4	0	5-0	3	1	1	11	5.5
Len	2-0	37	8-14	.571	0-1	.000	0-0	---	0	9	9	3	8-0	0	5	0	16	8.0
DiVincenzo [TOT]	2-0	54	5-17	.294	3-12	.250	0-0	---	2	6	8	0	5-0	0	0	0	13	6.5
DiVincenzo [SAC]	2-0	54	5-17	.294	3-12	.250	0-0	---	2	6	8	0	5-0	0	0	0	13	6.5
Metu	2-0	32	5-10	.500	1-4	.250	1-2	.500	0	3	3	0	1-0	0	1	0	12	6.0
Queta	1-0	11	1-3	.333	0-0	---	3-4	.750	1	0	1	0	1-0	0	0	0	5	5.0
Jackson [TOT]	3-0	33	3-8	.375	2-3	.667	0-0	---	0	2	2	0	0-0	0	0	0	8	2.7
Jackson [SAC]	2-0	17	3-7	.429	2-3	.667	0-0	---	0	1	1	0	0-0	0	1	0	8	4.0
Davis	1-0	4	1-3	.333	0-0	---	0-0	---	0	1	1	0	1-0	0	0	0	2	2.0
Harkless	2-2	57	1-6	.167	1-5	.200	0-0	---	0	10	10	0	5-0	1	0	2	3	1.5
Thompson	1-0	8	0-0	---	0-0	---	0-0	---	0	0	0	0	1-0	0	0	0	0	0.0
KINGS	4	960	156-325	.480	38-122	.311	79-94	.840	22	132	154	94	80-0	25	48	19	429	107.3
HORNETS	4	960	176-360	.489	44-122	.361	60-78	.769	42	141	183	98	81-2	28	56	16	456	114.0

2021-2022 SEASON SERIES (2-2) NEW ORLEANS PELICANS VS. SACRAMENTO

PLAYER	G-GS	MIN	FG-FGA	PCT	3FG-A	PCT	FT-FTA	PCT	OFF	DEF	TOT	AST	PF-DQ	STL	TO	BLK	PTS	AVG
Ingram	3-3	101	29-56	.518	5-12	.417	9-14	.643	8	17	25	20	1-0	9	7	0	72	24.0
McCollum [TOT]	4-4	137	37-79	.468	10-29	.345	3-4	.750	8	13	21	25	14-0	0	13	0	87	21.8
McCollum [NO]	2-2	65	17-35	.486	3-12	.250	3-4	.750	6	8	14	14	5-0	5	9	0	40	20.0
Valanciunas	3-3	93	22-40	.550	4-6	.667	7-10	.700	6	32	38	5	12-1	4	0	0	55	18.3
Alexander-Walker	2-2	61	12-32	.375	2-13	.154	1-2	.500	2	8	10	6	5-0	0	3	0	27	13.5
Graham	4-2	103	15-39	.385	12-27	.444	7-8	.875	2	4	6	14	5-0	3	4	0	29	7.3
Temple	1-1	34	4-12	.333	1-6	.167	3-4	.750	3	3	6	2	2-0	1	1	0	12	12.0
Jones	3-3	39	12-21	.571	3-9	.333	2-2	1.000	0	5	5	7	9-1	8	0	0	34	11.3
Hayes	4-2	55	18-30	.600	2-6	.333	7-10	.700	8	17	25	5	8-0	0	0	0	45	11.3
Lewis	2-0	32	7-12	.583	2-4	.500	0-0	---	0	0	0	1	3-0	0	0	0	16	8.0
Hart	2-1	54	7-17	.412	1-6	.167	0-2	.000	0	8	8	5	2-0	0	0	0	15	7.5
Hernangomez	3-1	36	7-14	.500	0-0	---	6-6	1.000	0	6	6	4	2-0	0	1	1	20	6.7
Marshall	4-0	62	10-17	.588	3-7	.429	3-4	.750	5	9	14	1	9-0	2	0	0	26	6.5
Nance [TOT]	3-0	59	6-13	.462	1-5	.200	4-4	1.000	2	9	11	1	6-0	2	3	0	17	5.7
Nance [NO]	1-0	22	3-5	.600	0-0	---	4-4	1.000	1	3	4	1	1-0	1	1	1	10	10.0
Murphy	4-0	58	6-11	.545	6-9	.667	2-2	1.000	0	3	3	7	3-0	1	0	0	20	5.0
Satoransky	1-0	13	2-5	.400	0-0	---	1-1	1.000	0	0	0	0	1-0	0	0	0	5	5.0
Snell [TOT]	3-0	40	3-10	.300	1-7	.143	0-0	---	0	0	0	2	5-0	0	0	0	7	2.3
Snell [NO]	1-0	23	2-7	.286	0-5	.000	0-0	---	0	0	0	0	4-0	0	0	0	4	4.0
Alvarado	3-0	31	3-7	.429	0-2	.000	0-0	---	0	3	3	5	2-0	2	3	0	6	2.0
Clark	1-0	3	0-0	---	0-0	---	0-0	---	0	0	0	0	0-0	0	0	0	0	0.0
Johnson [TOT]	1-0	3	0-0	---	0-0	---	0-0	---	0	0	0	0	0-0	0	0	0	0	0.0
Johnson [NO]	1-0	3	0-0	---	0-0	---	0-0	---	0	1	1	0	0-0	0	0	0	0	0.0
Louzada Silva	1-0	1	0-0	---	0-0	---	0-0	---	0	0	0	0	0-0	0	0	0	0	0.0
Oni [TOT]	2-0	6	0-0	---	0-0	---	0-0	---	0	0	0	0	0-0	0	0	0	0	0.0
PELICANS	4	960	176-360	.489	44-122	.361	60-78	.769	42	141	183	98	81-2	28	56	16	456	114.0
KINGS	4	960	156-325	.480	38-122	.311	79-94	.840	22	132	154	94	80-0	25	48	19	429	107.3

NEW ORLEANS PELICANS

KINGS VS PELICANS

DATE W/L H/A SCORE +/-

New Orleans

12/15/02 W H 107-92 +15
2/5/03 L A 84-108 -24

12/18/03 W A 101-90 +11
4/6/04 W H 105-91 +14

12/1/04 W A 94-81 +13
12/19/04 W H 107-71 +36
1/8/05 L A 117-121^{OT} -4

New Orleans/Oklahoma City

11/1/05 L A 67-93 -26
12/11/05 W H 110-100 +10
1/13/06 L A 76-90 -14
4/16/06 W H 96-79 +17

1/26/07 L A 84-88 -4
2/5/07 W H 105-99 +6
2/14/07 L A 93-110 -17
4/16/07 L H 118-125 -7

New Orleans

10/31/07 L A 90-104 -14
2/1/08 W H 112-103 +9
4/12/08 W H 94-91 +3

11/19/08 W A 105-96 +9
12/20/08 L A 90-99 -9
2/23/09 L H 105-112 -7
3/31/09 L H 110-111 -1

10/30/09 L A 92-97 -5
11/29/09 W H 112-96 +16
12/8/09 L A 94-96 -2

11/21/10 L H 71-75 -4
12/15/10 L A 91-94 -3
1/29/11 W H 102-96 +6
3/12/11 L A 103-115 -12

1/1/12 W H 96-80 +16
2/6/12 W A 100-92 +8
3/7/12 W H 99-98 +1
4/11/12 L A 96-105 -9

DATE W/L H/A SCORE +/-

1/21/13 L A 105-114 -9
2/24/13 L A 95-110 -15
4/10/13 W H 121-110 +11

12/23/13 L H 100-113 -13
1/21/14 W A 114-97 +17
3/3/14 W H 96-89 +7
3/31/14 W A 102-97 +5

11/18/14 L H 100-106 -6
11/25/14 W A 99-89 +10
3/27/15 L A 88-102 -14
4/3/15 L H 95-101 -6

1/13/16 L H 97-109 -12
1/28/16 L A 105-114 -9
3/7/16 L A 112-115 -3
3/16/16 L H 108-123 -15

11/8/16 W H 102-94 +8
2/12/17 W H 105-99 +6
3/31/17 L A 89-117 -28

11/26/17 L H 106-114 -9
12/8/17 W A 116-109^{OT} +7
1/30/18 W A 114-103 +11
3/7/18 L H 101-114 -13

10/19/18 L A 129-149 -20
12/23/18 W H 122-117 +5
3/28/19 L A 118-121 -3
4/7/19 L H 129-133 -4

1/4/20 L H 115-117 -2
8/6/20 W H 140-125 +15
8/11/20 W H 112-106 +6

1/17/21 L H 123-128 -5
2/1/21 W A 118-109 +9
4/12/21 L A 110-117 -7

10/29/21 W A 113-109 +4
11/3/21 W H 112-99 +13
3/2/22 L A 95-125 -30
4/5/22 L H 109-123 -14

OVR HM RD

02-03 1-1 1-0 0-1
03-04 2-0 1-0 1-0
04-05 2-1 1-0 1-1
05-06 2-2 2-0 0-2
06-07 1-3 1-1 0-2
07-08 2-1 2-0 0-1
08-09 1-3 0-2 1-1
09-10 1-2 1-0 0-2
10-11 1-3 1-1 0-2
11-12 3-1 2-0 1-1
12-13 1-2 1-0 0-2
13-14 3-1 1-1 2-0
14-15 1-3 0-2 1-1
15-16 0-4 0-2 0-2
16-17 2-1 2-0 0-1
17-18 2-2 0-2 2-0
18-19 1-3 1-1 0-2
19-20 2-1 2-1 0-0
20-21 1-2 0-1 1-1
21-22 2-2 1-1 1-1

NEW YORK KNICKS



Two Pennsylvania Plaza
New York, NY 10121-0091
Phone: (212) 465-6471
Website: NYKnicks.com
Twitter/Instagram: @nyknicks

COLORS:



HOME COURT (CAPACITY):

Madison Square Garden (19,812) -
opened 1968

FOUNDED: 1946-47, New York
Knickerbockers

HEAD COACH: Tom Thibodeau (College - Salem State)
ASSOCIATE HEAD COACH: Johnnie Bryant (College - Utah)

ASSISTANT COACHES:

Kenny Payne (College - Louisville)
Larry Greer
Andy Greer (College - Mansfield University)
Darren Erman (College - Emory)
ASSISTANT TO HEAD COACH: Dice Yoshimoto
CHIEF MEDICAL OFFICER & SENIOR VICE PRESIDENT,
PLAYER CARE: Dr. Lisa Callahan (College - East Carolina)
DIRECTOR, TRAINING & CONDITIONING:

Erwin Benedict Valencia (College - University of the Philippines)

HEAD ATHLETIC TRAINER EMERITUS:

Roger Hinds (College - Brooklyn College)

HEAD ATHLETIC TRAINER:

Anthony Goenaga (College - Long Island University)

EXECUTIVE CHAIRMAN AND CEO, THE MADISON SQUARE GARDEN COMPANY & NBA GOVERNOR: James L. Dolan
PRESIDENT, NEW YORK KNICKS: Leon Rose

GENERAL MANAGER: Scott Perry

EXECUTIVE VICE PRESIDENT/SENIOR BASKETBALL

ADVISOR: William Wesley

VICE PRESIDENT, PLAYER LEADERSHIP &

DEVELOPMENT: Allan Houston

ASSISTANT GENERAL MANAGERS: Walt Perrin, Frank Zanin

VICE CHAIRMAN: Gregg Seibert

EXECUTIVE VP & CHIEF COMMUNICATIONS OFFICER:
Kim Kerns

DIRECTOR, MEDIA RELATIONS: Gregg Schwartz

RADIO: ESPN Radio (98.7 FM), Ed Cohen, Brendan Brown

TV: MSG Network (cable), Mike Breen, Walt Frazier

NBA TITLES WON: 2, 1969-70, 1972-73

ALL-TIME NBA REGULAR SEASON RECORD:
2877-3064 (.484)

2021-22 RECORD: 37-45 (3rd in Atlantic)

2021-22 PLAYOFF RESULTS: Did not qualify

ALL-TIME SERIES (75 YEARS)

	OVERALL	HOME	ROAD
Sac-Era	34-39	22-15	12-24
All-Time	158-148	83-53	59-80

CURRENT STREAKS

	OVERALL	HOME	ROAD
Kings	L3	L1	L2

2022-23 SERIES SCHEDULE

DATE	SITE	TIME (PT)
12/11	Madison Square Garden	3:00 p.m.
3/9	Golden 1 Center	7:00 p.m.

2021-22 VS. KNICKS (1-1)

DATE	SITE	RESULT
1/31	Madison Square Garden	L, 96-116.
3/7	Golden 1 Center	L, 115-131

SERIES FACTS

Last Home Win: 1/22/21 (94-103)
Last Road Win: 11/3/19 (113-92)
Last Home Loss: 1/31/22 (96-116)
Last Road Loss: 3/7/22 (115-131)
Biggest Win: 40 (134-94) vs. NY, 12/10/61
Biggest Loss: 43 (92-135) vs. NY, 2/6/70

2021-2022 SEASON SERIES (0-2) SACRAMENTO KINGS VS. NEW YORK

PLAYER	G-GS	MIN	FG-FGA	PCT	3FG-A	PCT	FT-FTA	PCT	OFF	DEF	TOT	AST	PF-DQ	STL	TO	BLK	PTS	AVG
Fox	1-1	41	10-18	.556	1-4	.250	3-8	.375	1	5	6	7	3-0	1	4	0	24	24.0
Haliburton	1-1	35	7-16	.438	2-5	.400	5-6	.833	0	1	1	8	2-0	0	2	0	21	21.0
Sabonis (TOT)	5-5	183	30-53	.566	5-12	.417	21-36	.583	14	40	54	20	17-1	1	11	1	86	17.2
Sabonis (SAC)	1-1	37	6-13	.462	0-2	.000	7-9	.778	2	11	13	5	5-0	0	3	0	19	19.0
Barnes	2-2	71	11-19	.579	4-8	.500	8-14	.571	2	6	8	3	3-0	1	4	0	34	17.0
Mitchell	2-1	63	12-25	.480	3-11	.273	1-3	.333	0	3	3	9	3-0	0	1	2	28	14.0
Hield	1-0	28	4-13	.308	3-12	.250	0-0	---	0	5	5	0	2-0	1	2	1	11	11.0
Lyles (TOT)	2-1	34	6-12	.500	3-6	.500	4-4	1.000	1	8	9	1	3-0	0	0	1	19	9.5
Lyles (SAC)	1-1	17	2-3	.667	2-2	1.000	0-0	---	0	4	4	0	2-0	0	0	0	6	6.0
DiVincenzo (TOT)	2-0	51	5-11	.455	3-8	.375	4-4	1.000	0	4	4	7	1-0	2	2	0	17	8.5
DiVincenzo (SAC)	1-0	27	3-6	.500	3-6	.500	4-4	1.000	0	3	3	4	0-0	1	1	0	13	13.0
Holmes	1-1	26	3-5	.600	0-0	---	2-5	.400	1	6	7	0	5-0	1	0	0	8	8.0
Jones	2-0	37	6-10	.600	0-1	.000	4-5	.800	1	8	9	1	5-0	2	3	2	16	8.0
Harkless	1-1	22	2-3	.667	1-2	.500	1-2	.500	1	2	3	0	3-0	0	3	0	6	6.0
Metu	1-0	25	2-5	.400	1-3	.333	0-0	---	0	4	4	1	2-0	1	2	0	5	5.0
Holiday (TOT)	4-3	103	7-37	.189	4-29	.138	0-0	---	1	8	9	6	9-0	0	2	1	18	4.5
Holiday (SAC)	1-1	28	3-13	.231	1-8	.125	0-0	---	0	2	2	2	1-0	0	0	1	7	7.0
Jackson (TOT)	1-0	4	1-3	.333	0-1	.000	2-2	1.000	0	2	2	1	1-0	1	1	0	4	4.0
Jackson (SAC)	1-0	4	1-3	.333	0-1	.000	2-2	1.000	0	2	2	1	1-0	1	1	0	4	4.0
Ramsey	1-0	5	2-5	.400	0-1	.000	0-0	---	0	0	0	0	0-0	0	0	0	4	4.0
King	1-0	8	1-3	.333	1-3	.333	0-0	---	0	0	0	3	2-0	0	0	0	3	3.0
Lamb (TOT)	2-0	22	1-5	.200	0-3	.000	2-2	1.000	0	5	5	1	2-0	0	2	0	4	2.0
Queta	1-0	4	1-3	.333	0-0	---	0-0	---	4	0	4	1	0-0	0	1	1	2	2.0
Woodard	1-0	4	0-3	.000	0-1	.000	0-0	---	1	1	2	2	0-0	1	0	0	0	0.0
KINGS	2	480	76-166	.458	22-70	.314	37-58	.638	13	63	76	47	39-0	10	28	7	211	105.5
KNICKERBOCKERS	2	480	87-172	.506	31-77	.403	42-52	.808	17	77	94	44	51-0	19	26	11	247	123.5

2021-2022 SEASON SERIES (2-0) NEW YORK KNICKERBOCKERS VS. SACRAMENTO

PLAYER	G-GS	MIN	FG-FGA	PCT	3FG-A	PCT	FT-FTA	PCT	OFF	DEF	TOT	AST	PF-DQ	STL	TO	BLK	PTS	AVG
Randle	2-2	63	25-45	.556	9-19	.474	4-4	1.000	4	15	19	6	7-0	2	5	1	63	31.5
Barrett	2-2	64	15-35	.429	4-14	.286	6-6	1.000	0	12	12	7	7-0	0	7	0	40	20.0
Fournier	2-2	54	12-25	.480	7-17	.412	2-3	.667	0	1	1	2	6-0	3	1	0	33	16.5
Quickley	2-0	47	8-15	.533	3-7	.429	14-16	.875	1	5	6	8	6-0	1	3	0	33	16.5
Grimes	1-0	23	5-9	.556	2-5	.400	2-2	1.000	0	4	4	1	2-0	3	1	0	14	14.0
Toppin	1-0	19	6-8	.750	1-2	.500	1-1	1.000	0	4	4	2	1-0	0	1	1	14	14.0
Burks	2-1	62	8-18	.444	5-10	.500	5-6	.833	1	9	10	8	5-0	2	2	1	26	13.0
Reddish (TOT)	3-1	58	8-24	.333	2-8	.250	6-6	1.000	2	3	5	4	2-0	3	1	2	24	8.0
Reddish (NY)	2-0	21	1-5	.200	0-1	.000	4-4	1.000	2	1	3	1	1-0	2	0	1	6	3.0
Robinson	2-2	23	3-3	1.000	0-0	---	3-6	.500	5	8	13	1	5-0	1	1	2	9	4.5
Gibson	2-0	29	2-3	.667	0-0	---	1-2	.500	4	4	8	0	2-0	1	0	3	5	2.5
Noel	1-0	21	1-1	1.000	0-0	---	0-0	---	0	5	5	5	1-0	2	1	1	2	2.0
McBride	2-0	23	1-3	.333	0-2	.000	0-2	.000	0	2	2	2	5-0	1	1	0	2	1.0
Arcidiacono	1-0	1	0-0	---	0-0	---	0-0	---	0	0	0	0	0-0	0	0	0	0	0.0
Smith	2-0	18	0-0	---	0-0	---	0-0	---	0	4	4	0	3-0	0	1	1	0	0.0
Walker	1-1	17	0-2	.000	0-0	---	0-0	---	0	3	3	1	0-0	1	1	0	0	0.0
KNICKERBOCKERS	2	480	87-172	.506	31-77	.403	42-52	.808	17	77	94	44	51-0	19	26	11	247	123.5



WALT FRAZIER

KINGS VS KNICKS

DATE	W/L	H/A	SCORE	+/-	DATE	W/L	H/A	SCORE	+/-
1/13/86	L	A	97-115	-18	1/4/05	W	A	105-98	+7
2/3/86	W	H	94-90	+4	2/4/05	W	H	116-115	+1
11/6/86	L	H	95-106	-11	11/13/05	L	H	95-105	-10
1/10/87	L	A	115-119	-4	1/25/06	W	A	106-102 ^{OT}	+4
1/23/88	W	H	97-94	+3	1/2/07	W	H	112-100	+12
2/18/88	L	A	104-108	-4	1/15/07	L	A	97-102	-5
12/10/88	L	A	111-124	-13	11/16/07	W	H	123-118 ^{2OT}	+5
1/19/89	W	H	112-106	+6	1/2/08	W	A	107-97	+10
11/16/89	L	H	102-121	-19	12/13/08	L	H	90-114	-24
2/1/90	L	A	89-96	-7	3/20/09	W	A	121-94	+27
11/10/90	L	H	88-93	-5	11/25/09	W	H	111-97	+14
2/2/91	L	A	78-92	-14	2/9/10	W	A	118-114 ^{OT}	+4
2/18/92	L	A	97-110	-13	11/17/10	L	H	106-113	-5
2/27/92	W	H	110-109 ^{OT}	+1	1/14/11	W	A	93-83	+10
1/12/93	L	H	93-104	-11	12/31/11	L	H	92-114	-22
3/30/93	L	A	87-109	-22	2/15/12	L	A	85-100	-15
12/4/93	L	A	101-123	-22	12/28/12	W	H	106-105	+1
3/1/94	L	H	88-100	-12	2/2/13	L	A	81-120	-39
12/15/94	L	H	84-94	-10	2/12/14	W	A	106-101 ^{OT}	+5
2/23/95	L	A	90-103	-13	3/26/14	L	H	99-107	-8
1/13/96	W	A	119-111	+8	12/27/14	W	H	135-129 ^{OT}	+6
2/28/96	W	H	90-85	+5	3/3/15*	W	A	124-86	+38
11/30/96	L	A	101-115	-14	* 1/26/15 Postponed - Severe weather				
2/20/97	L	H	87-109	-22	12/10/15	W	H	99-97	+2
11/9/97	W	H	86-78	+8	3/20/16	W	A	88-80	+8
11/15/97	L	A	87-114	-27	12/4/16	L	A	98-106	-8
3/24/99	W	H	92-91	+1	12/9/16	L	H	100-103	-3
1/30/00	L	A	111-120	-9	11/7/17	L	A	91-118	-27
3/28/00	W	H	103-95	+8	3/4/18	W	L	102-99	+3
2/25/01	L	A	86-88	-2	3/4/19	W	H	115-108	+7
3/27/01	W	H	124-117 ^{OT}	+7	3/9/19	W	A	102-94	+8
3/14/02	L	A	96-113	-17	11/3/19	W	A	113-92	+21
4/7/02	W	H	116-82	+34	12/13/19	L	H	101-103	-2
11/6/02	L	A	88-95	-7	1/22/21	W	H	103-94	+9
2/23/03	W	H	99-92	+7	2/25/21	L	A	121-140	-19
11/7/03	L	A	111-114	-3	1/31/22	L	A	96-116	-20
2/24/04	W	H	107-99	+8	3/7/22	L	H	115-131	-16

OVR	HM	RD
48-72	108-86	
72-73	0-4	0-2
73-74	1-3	0-2
74-75	2-2	1-1
75-76	1-3	1-1
76-77	4-0	2-0
77-78	0-4	0-2
78-79	2-1	1-0
79-80	1-1	0-1
80-81	1-1	1-0
81-82	2-0	1-0
82-83	1-1	1-0
83-84	0-2	0-1
84-85	1-1	1-0
85-86	1-1	1-0
86-87	0-2	0-1
87-88	1-1	1-0
88-89	1-1	1-0
89-90	0-2	0-1
90-91	0-2	0-1
91-92	1-1	1-0
92-93	0-2	0-1
93-94	0-2	0-1
94-95	0-2	0-1
95-96	2-0	1-0
96-97	0-2	0-1
97-98	1-1	1-0
98-99	1-0	1-0
99-00	1-1	1-0
00-01	1-1	1-0
01-02	1-1	1-0
02-03	1-1	1-0
03-04	1-1	1-0
04-05	2-0	1-0
05-06	1-1	0-1
06-07	1-1	1-0
07-08	2-0	1-0
08-09	1-1	0-1
09-10	2-0	1-0
10-11	1-1	0-1
11-12	0-2	0-1
12-13	1-1	1-0
13-14	1-1	0-1
14-15	2-0	1-0
15-16	2-0	1-0
16-17	0-2	0-1
17-18	1-1	1-0
18-19	2-0	1-0
19-20	1-1	0-1
20-21	1-1	1-0
21-22	0-2	0-1

OKLAHOMA CITY THUNDER



208 Thunder Drive
Oklahoma City, OK 73102
Phone: (405) 208-4800
Website: okcthunder.com
Twitter/Instagram: @okcthunder

COLORS:



HOME COURT (CAPACITY): Chesapeake Energy Arena (18,203) - opened 2002

FOUNDED: 1967-68, Seattle SuperSonics,
2008-09 Oklahoma City Thunder

HEAD COACH: Mark Daigneault (College - Connecticut)

ASSISTANT COACHES:

Dave Bliss (College - Cornell)
Mike Wilks (College - Rice)
David Akinyooye (College - Adelphi)
Grant Gibbs (College - Creighton University)
Chip Engelland (College - Duke)

ASSISTANT COACH/PLAYER DEVELOPMENT

COACHES: Eric Maynor (College - VCU)

ASSISTANT COACH/PROGRAM DEVELOPMENT

COACHES: Connor Johnson (College - Amherst College)

VICE PRESIDENT OF HUMAN & PLAYER PERFORMANCE:

Donnie Strack, DPT, ATC (College - Regis)

SENIOR ATHLETIC PERFORMANCE COACH:

Andrew Paul (College - Missouri)

CHAIRMAN: Clay Bennett

EXECUTIVE VICE PRESIDENT & GENERAL MANAGER:

Sam Presti

VICE PRESIDENT OF BASKETBALL OPERATIONS:

Will Dawkins, Rob Hennigan

EVP/CHIEF ADMINISTRATIVE OFFICER: Danny Barth

VICE PRESIDENT OF LOGISTICS & ENGAGEMENT:

Mark St Yves

VICE PRESIDENT OF BASKETBALL COMMUNICATIONS

& ENGAGEMENT: Matt Tumbleson

SENIOR BASKETBALL COMMUNICATIONS LEAD:

John Read

BASKETBALL COMMUNICATIONS COORDINATORS:

Laila Wani, Heather Ward

RADIO: WWLS (98.1 FM/640 AM), Matt Pinto

SPANISH RADIO: WKY (930 AM), Eleno Ornales

TV: Bally Sports Oklahoma (cable), Chris Fisher,

Michael Cage, Nick "Sparky" Gallo, Paris Lawson

NBA TITLES WON: 1, 1978-79

ALL-TIME NBA REGULAR SEASON RECORD:

2349-2011 (.539)

2020-21 RECORD: 22-50 (5th in Northwest)

2020-21 PLAYOFF RESULTS: Did not qualify

ALL-TIME SERIES (54 YEARS)

	OVERALL	HOME	ROAD
Sac-Era	60-92	39-38	21-54
All-Time	96-149	60-62	35-85

CURRENT STREAKS

	OVERALL	HOME	ROAD
Kings	W3	W4	W1

2022-23 SERIES SCHEDULE

DATE	SITE	TIME (PST)
1/20	Golden 1 Center	7:00 p.m.
2/26	Chesapeake Energy Arena	4:00 p.m.
2/28	Chesapeake Energy Arena	5:00 p.m.

2020-21 VS. THUNDER (3-0)

DATE	SITE	RESULT
11/12	Chesapeake Energy Arena	L, 103-105
12/28	Golden 1 Center	W, 117-111
2/5	Golden 1 Center	W, 113-103
2/28	Chesapeake Energy Arena	W, 131-110

SERIES FACTS

Last Home Win: 2/5/22 (113-103)
Last Road Win: 2/28/22 (131-110)
Last Home Loss: 1/29/20 (100-120)
Last Road Loss: 11/12/21 (103-105)
Biggest Win: 33 (118-85) vs. Sea., 2/18/00
Biggest Loss: 35 (75-110) vs. Sea., 12/20/90

2021-2022 SEASON SERIES (3-1) SACRAMENTO KINGS VS. OKLAHOMA CITY

PLAYER	G-GS	MIN	FG-FGA	PCT	3FG-A	PCT	FT-FTA	PCT	OFF	DEF	TOT	AST	PF-DQ	STL	TO	BLK	PTS	AVG
Barnes	4-4	138	27-54	.500	9-20	.450	22-28	.786	4	19	23	8	2-0	5	5	1	85	21.3
Fox	3-3	111	19-51	.373	3-15	.200	16-26	.615	0	10	10	23	9-0	3	6	2	57	19.0
Sabonis (TOT)	2-2	75	16-24	.667	0-2	.000	6-9	.667	13	21	34	17	8-0	3	13	2	38	19.0
Sabonis (SAC)	1-1	31	7-8	.875	0-0	---	0-0	---	5	11	16	7	5-0	1	8	0	14	14.0
Haliburton	3-3	108	17-40	.425	7-16	.438	4-4	1.000	4	12	16	34	3-0	3	7	4	45	15.0
Hield	3-0	71	15-32	.469	10-22	.455	4-4	1.000	2	4	6	5	7-0	1	5	1	44	14.7
Lyles (TOT)	2-1	45	12-21	.571	2-6	.333	3-3	1.000	5	7	12	2	4-0	0	1	0	29	14.5
Lyles (SAC)	1-1	31	10-14	.714	1-4	.250	3-3	1.000	2	4	6	2	2-0	0	1	0	24	24.0
DiVincenzo (TOT)	1-0	22	5-7	.714	4-6	.667	0-0	---	1	4	5	4	3-0	1	2	0	14	14.0
DiVincenzo (SAC)	1-0	22	5-7	.714	4-6	.667	0-0	---	1	4	5	4	3-0	1	2	0	14	14.0
Holmes	3-3	82	17-22	.773	0-0	---	5-7	.714	7	20	27	2	10-0	4	7	6	39	13.0
Holiday (TOT)	2-2	62	9-18	.500	5-13	.385	2-2	1.000	1	6	7	3	8-0	3	3	1	25	12.5
Holiday (SAC)	1-1	25	1-6	.167	1-6	.167	0-0	---	0	2	2	1	4-0	2	1	1	3	3.0
Mitchell	3-1	78	15-30	.500	5-15	.333	0-0	---	0	3	3	5	4-0	3	2	0	35	11.7
Lamb (TOT)	2-0	41	6-14	.429	2-4	.500	5-8	.625	1	6	7	7	3-0	2	3	1	19	9.5
Lamb (SAC)	1-0	19	2-7	.286	1-3	.333	0-0	---	1	3	4	3	2-0	1	1	1	5	5.0
Metu	3-1	62	10-27	.370	4-12	.333	4-8	.500	1	19	20	1	1-0	3	2	1	28	9.3
Bagley	1-1	28	3-9	.333	0-3	.000	3-4	.750	3	7	10	1	4-0	0	0	0	9	9.0
Harkless	2-1	45	7-16	.438	4-10	.400	0-0	---	1	11	12	2	4-0	1	2	2	18	9.0
Jones	3-0	55	6-12	.500	0-1	.000	10-12	.833	4	17	21	0	7-0	1	2	6	22	7.3
Davis	2-0	30	5-17	.294	4-10	.400	0-0	---	1	6	7	3	3-0	1	1	1	14	7.0
Jackson (TOT)	1-0	14	3-5	.600	1-2	.500	0-0	---	0	3	3	0	5-0	1	0	0	7	7.0
Thompson	1-0	16	3-7	.429	0-0	---	0-0	---	4	6	10	0	3-0	1	2	0	6	6.0
Len	1-0	8	1-1	1.000	0-0	---	0-0	---	0	1	1	4	1-0	0	0	0	2	2.0
KINGS	4	960	170-360	.472	53-143	.371	71-96	.740	40	159	199	105	74-0	31	57	26	464	116.0
THUNDER	4	960	159-362	.439	41-128	.320	70-94	.745	38	138	176	80	81-1	34	50	18	429	107.3

2021-2022 SEASON SERIES (1-3) OKLAHOMA CITY THUNDER VS. SACRAMENTO

PLAYER	G-GS	MIN	FG-FGA	PCT	3FG-A	PCT	FT-FTA	PCT	OFF	DEF	TOT	AST	PF-DQ	STL	TO	BLK	PTS	AVG
Gilgeous-Alexand	3-3	103	30-64	.469	6-16	.375	26-33	.788	1	13	14	18	14-0	5	10	0	92	30.7
Dort	2-2	65	14-33	.424	4-15	.267	9-10	.900	4	9	13	2	7-0	3	4	1	41	20.5
Giddey	2-2	62	13-27	.481	2-6	.333	3-5	.600	0	9	9	13	3-0	0	5	0	31	15.5
Bazley	3-3	99	15-28	.536	4-10	.400	7-10	.700	4	13	17	3	2-0	4	5	4	41	13.7
Mann	3-2	82	16-38	.421	5-14	.357	2-4	.500	1	7	8	8	8-0	2	7	0	39	13.0
Krejci	1-0	29	4-12	.333	0-6	.000	2-2	1.000	1	4	5	2	4-0	1	1	0	10	10.0
Diakite	1-1	24	4-6	.667	0-2	.000	1-3	.333	2	6	8	0	2-0	0	0	0	9	9.0
Wiggins	2-2	35	6-11	.545	2-4	.500	3-4	.750	3	3	6	0	4-0	1	1	1	17	8.5
Maledon	3-0	64	8-22	.364	4-12	.333	4-6	.667	0	2	6	0	2-0	3	2	0	24	8.0
Roby	2-2	42	5-12	.417	1-1	1.000	5-6	.833	3	7	10	2	7-1	3	3	2	16	8.0
Sarr	2-0	37	6-11	.545	1-3	.333	3-4	.750	0	9	9	0	5-0	0	0	2	16	8.0
Muscala	2-0	26	5-9	.556	3-6	.500	2-2	1.000	0	3	3	0	3-0	0	0	3	15	7.5
Pokusevski	3-0	68	9-26	.346	3-12	.250	1-3	.333	10	13	23	10	2-0	2	4	4	22	7.3
Williams	3-0	63	8-20	.400	3-8	.375	2-2	1.000	3	15	18	3	4-0	2	3	1	21	7.0
Deck	1-0	11	2-2	1.000	1-1	1.000	0-0	---	0	1	1	2	0-0	0	0	0	5	5.0
Favors	2-0	30	5-9	.556	0-0	---	0-0	---	1	4	5	0	2-0	2	1	0	10	5.0
Watson	1-1	22	2-5	.400	1-4	.250	0-0	---	0	4	4	2	3-0	2	0	0	5	5.0
Jerome	3-1	48	5-15	.333	0-4	.000	0-0	---	1	3	4	8	8-0	2	3	0	10	3.3
Waters	1-0	18	1-3	.333	1-3	.333	0-0	---	0	3	3	0	1-0	0	0	0	3	3.0
Robinson-Earl	1-1	29	1-9	.111	0-1	.000	0-0	---	4	10	14	1	0-0	2	0	0	2	2.0
THUNDER	4	960	159-362	.439	41-128	.320	70-94	.745	38	138	176	80	81-1	34	50	18	429	107.3
KINGS	4	960	170-360	.472	53-143	.371	71-96	.740	40	159	199	105	74-0	31	57	26	464	116.0



NATE McMILLAN

KINGS VS THUNDER

DATE	W/L	H/A	SCORE	+/-	DATE	W/L	H/A	SCORE	+/-	DATE	W/L	H/A	SCORE	+/-
Seattle					11/28/97	L	A	96-113	-17	2/9/12	W	H	106-101	+5
11/9/85	W	H	98-93	+5	12/26/97	L	H	95-111	-16	4/13/12	L	A	89-115	-26
1/18/86	W	H	98-96 ^{OT}	+2	1/26/98	W	H	111-92	+19	4/20/12	L	H	92-103	-11
2/6/86	W	H	115-106	+9	2/23/98	L	A	83-109	-26	4/24/12	L	A	110-118	-8
2/25/86	W	A	102-100	+2	3/23/98	L	A	83-109	-26					
3/27/86	W	A	103-101	+2						12/14/12	L	A	103-113	-13
					2/17/99	W	A	109-106 ^{OT}	+3		L	H	95-105	-10
11/1/86	L	A	103-114	-11	3/1/99	L	H	102-105 ^{OT}	-3	4/15/13	L	A	95-104	-9
11/18/86	L	A	105-119	-14	4/6/99	W	A	112-106 ^{OT}	+6					
1/17/87	W	H	125-115	+10	4/15/99	L	H	98-99 ^{OT}	-1	12/3/13	L	H	95-97	-2
3/15/87	W	H	107-106	+1					1/19/14	L	A	93-108	-15	
3/31/87	L	A	129-132	-3	12/29/99	W	A	113-104	+9	3/28/14	L	A	81-94	-13
					2/18/00	W	H	118-85	+33	4/8/14	L	H	92-107	-15
12/17/87	L	A	109-114	-5	3/31/00	L	A	108-123	-15					
1/10/88	W	H	109-108	+1	4/18/00	L	H	112-119 ^{OT}	-7	11/9/14	L	A	93-101	-8
1/26/88	L	H	100-116	-16					12/16/14	L	H	92-104	-12	
2/26/88	L	A	130-133	-3	11/25/00	W	H	125-101	+24	1/7/15	W	H	104-83	+21
3/9/88	L	H	97-106	-9	12/20/00	L	A	85-89	-4	4/10/15	L	A	103-116	-13
					12/23/00	W	H	97-92	+5					
11/8/88	L	H	75-97	-22	1/21/01	L	A	107-109	-2	12/6/15	L	A	95-98	-3
12/17/88	L	A	111-141	-30					1/4/16	W	A	116-104	+12	
1/5/89	L	A	106-120	-14	10/30/01	W	H	101-95	+6	2/29/16	L	H	116-131	-15
1/14/89	L	H	93-102	-9	12/19/01	L	A	92-104	-12	4/9/16	W	H	114-112	+2
2/25/89	W	A	97-94	+3	1/31/02	W	A	99-95	+4					
2/27/89	L	H	107-116	-9	2/17/02	L	H	116-126	-10	11/23/16	W	H	116-101	+15
									1/15/17	L	H	118-122	-4	
11/4/89	W	H	107-100	+7	11/15/02	L	A	97-111	-14	3/18/17	L	A	94-110	-16
2/23/90	L	A	85-97	-12	1/30/03	W	A	95-77	+18					
4/9/90	W	A	106-105	+1	2/14/03	W	H	110-81	+29	11/7/17	W	H	94-86	+8
4/19/90	L	H	118-130 ^{OT}	-12	4/8/03	W	H	107-85	+22	1/15/18	L	A	88-95	-13
									2/22/18	L	H	107-110	-3	
12/20/90	L	H	75-110	-35	1/4/04	W	H	130-99	+31	3/12/18	L	A	101-106	-5
12/22/90	L	A	93-121	-28	1/7/04	L	A	93-104	-11					
1/12/90	W	H	101-85	+16	1/31/04	W	A	110-103	+7	10/21/18	W	A	131-120	+11
3/2/91	L	A	106-120	-14	2/3/04	W	H	117-101	+16	11/19/18	W	H	117-113	+4
4/3/91	L	A	91-106	-15					12/19/18	L	H	113-132	-19	
					11/10/04	L	A	78-108	-30	2/23/19	W	A	119-116	+3
11/5/91	L	A	87-98	-11	2/1/05	L	H	101-106	-5					
12/26/91	L	H	106-115 ^{OT}	-9	2/10/05	L	A	107-115	-8	12/11/19	W	H	94-93	+1
2/29/92	W	H	115-110	+4	4/5/05	W	H	122-101	+21	1/29/20	L	H	100-120	-20
4/2/92	L	H	103-111	-8					2/27/20	L	A	108-112	-4	
4/17/92	L	A	106-130	-24	11/20/05	L	A	104-106	-2					
					12/10/05	W	A	123-104	+19	5/4/21	W	A	103-99	+4
11/14/92	L	A	117-133	-16	3/21/06	W	H	105-96	+9	5/9/21	W	H	126-98	+28
11/23/92	W	H	103-99	+4	4/18/06	W	H	111-105	+6	5/11/21	W	H	122-106	+16
2/26/93	L	H	120-141	-21										
3/18/93	L	A	111-131	-20	11/24/06	W	A	109-100	+9	11/12/21	L	A	103-105	-2
4/9/93	L	A	97-111	-14	2/10/07	W	A	114-93	+21	12/28/21	W	H	117-111	+6
					2/11/07	L	H	103-114	-11	2/5/22	W	H	113-103	+10
11/24/93	L	H	93-120	-27					2/28/22	W	A	131-110	+21	
1/7/94	L	A	93-102	-9	11/6/07	W	H	104-98	+6					
1/19/94	L	H	95-114	-19	1/27/08	W	A	103-101	+2					
3/5/94	L	A	98-114	-16	2/6/08	L	H	92-105	-13					
3/6/94	L	H	85-102	-17	3/30/08	W	A	120-107	+13					
11/9/94	W	A	108-100	+8	Oklahoma City									
12/8/94	W	H	103-91	+12	2/1/09	W	H	112-118 ^{OT}	+4					
12/26/94	L	A	103-123	-20	2/8/09	L	A	113-116	-3					
3/31/95	L	A	95-120	-25	3/10/09	L	H	98-99	-1					
4/21/95	W	H	105-97	+8										
					10/28/09	L	A	89-102	-13					
12/8/95	L	H	103-120	-17	11/10/09	W	H	101-98	+3					
2/24/96	L	A	91-104	-13	3/2/10	L	A	107-113	-6					
3/24/96	L	H	110-112	-2	3/7/10	L	H	102-108	-6					
4/10/96	L	A	89-108	-19										
					12/17/10	L	A	87-102	-15					
11/11/96	L	H	94-110	-16	2/12/11	L	H	97-99	-2					
11/16/96	L	A	96-108	-12	2/15/11	L	A	96-126	-30					
3/22/97	L	A	99-113	-14	4/11/11	L	H	112-120	-8					
4/6/97	W	H	113-101	+12										


	OVR	HM	RD	NTL
67-68	6-1	3-0	2-0	1-1
68-69	3-3	2-0	1-2	0-1
69-70	1-5	1-2	0-3	
70-71	1-4	1-2	0-2	
71-72	0-5	0-2	0-3	
72-73	4-2	2-1	2-1	
73-74	2-4	1-2	1-2	
74-75	1-3	0-2	1-1	
75-76	2-3	1-2	1-1	
76-77	1-3	1-1	0-2	
77-78	1-3	0-2	1-1	
78-79	2-2	2-0	0-2	
79-80	3-3	2-1	1-2	
80-81	2-3	1-1	1-2	
81-82	2-3	1-2	1-1	
82-83	1-4	1-1	0-3	
83-84	1-4	0-3	1-1	
84-85	3-2	2-0	1-2	
85-86	5-0	3-0	2-0	
86-87	2-3	2-0	0-3	
87-88	1-4	1-2	0-2	
88-89	1-5	0-3	1-2	
89-90	2-2	1-1	1-1	
90-91	1-4	1-1	0-3	
91-92	1-4	1-2	0-2	
92-93	1-4	1-1	0-3	
93-94	0-5	0-3	0-2	
94-95	3-2	2-0	1-2	
95-96	0-4	0-2	0-2	
96-97	1-3	1-1	0-2	
97-98	1-3	1-1	0-2	
98-99	2-2	0-2	2-0	
99-00	2-2	1-1	1-1	
00-01	2-2	2-0	0-2	
01-02	2-2	1-1	1-1	
02-03	3-1	2-0	1-1	
03-04	3-1	2-0	1-1	
04-05	1-3	1-1	0-2	
05-06	3-1	2-0	1-1	
06-07	2-1	0-1	2-0	
07-08	3-1	1-1	2-0	
08-09	1-2	1-1	0-1	
09-10	1-3	1-1	0-2	
10-11	0-4	0-2	0-2	
11-12	1-3	1-1	0-2	
12-13	0-3	0-1	0-2	
13-14	0-4	0-2	0-2	
14-15	1-3	1-1	0-2	
15-16	2-2	1-1	1-1	
16-17	1-2	1-1	0-1	
17-18	1-3	1-1	0-2	
18-19	3-1	1-1	2-0	
19-20	1-2	1-1	0-1	
20-21	3-0	2-0	1-0	
21-22	3-1	2-0	1-1	

ORLANDO MAGIC



8701 Maitland Summit Boulevard
Orlando, FL 32810
Phone: (407) 916-2400
PR Fax: (407) 916-2830
Website: Orlandomagic.com;
Twitter/Instagram: @orlandomagic
PR Twitter: Magic_PR

COLORS:



HOME COURT (CAPACITY):

Amway Center (18,846) - opened 1989

FOUNDED: 1989-90 expansion team,
Orlando Magic

HEAD COACH:

Jamahl Mosley (College - Colorado)

ASSISTANT COACHES:

Nate Tibbetts (College - South Dakota)
Jesse Mermuys (College - Arizona)
Dale Osbourne (College - South Alabama)
Bret Brielmaier (College - Arizona)
Lionel Chalmers (College - Xavier [OH])
Dylan Murphy (College - Columbia)

HIGH PERFORMANCE DIRECTOR:

Lindsey Winninger (College - St. Louis)

HEAD ATHLETIC TRAINER:

Ernest Eugene (College - East Tennessee)

HEAD STRENGTH AND CONDITIONING COACH:

Todor Pandov

CHAIRMAN/GOVERNOR: Dan DeVos

CHIEF EXECUTIVE OFFICER/ALTERNATE GOVERNOR:

Alex Martins

PRESIDENT OF BASKETBALL OPERATIONS: Jeff Weltman

GENERAL MANAGER: John Hammond

ASSISTANT GENERAL MANAGER: Pete D'Alessandro

ASSISTANT GENERAL MANAGERS: David Bencs,

Anthony Parker

DIRECTOR OF PLAYER DEVELOPMENT &

BASKETBALL OPERATIONS: Becky Bonner

CHIEF COMMUNICATIONS OFFICER: Joel Glass

SR. DIRECTOR OF COMMUNICATIONS: George Galante

DIRECTOR OF PUBLIC RELATIONS: Trish Wingerson

COMMUNICATIONS SPECIALIST: Louis Axen

RADIO: FM 96.9 The Game (FM 96.9), Dennis

Neumann, Richie Adubato

RADIO (SPANISH): Salsa 98.1 FM 9WNUE-FM),

Joey Colon

TV: Bally Sports Florida, David Steele, Jeff Turner,

Dante Marchitelli

NBA TITLES WON: None

ALL-TIME NBA REGULAR SEASON RECORD:

1234-1405 (.468)

2021-22 RECORD: 22-60 (5th in Southeast)

2021-22 PLAYOFF RESULTS: Did not qualify

ALL-TIME SERIES (34 YEARS)

	OVERALL	HOME	ROAD
Sac-Era	36-30	21-12	15-18
All-Time	36-30	21-12	15-18

CURRENT STREAKS

	OVERALL	HOME	ROAD
Kings	W2	W1	W2

2022-23 SERIES SCHEDULE

DATE	SITE	TIME (PT)
12/8	Amway Center	2:00 p.m.
1/9	Golden 1 Center	7:00 p.m.

2021-22 VS. MAGIC (2-0)

DATE	SITE	RESULT
12/8	Golden 1 Center	W, 142-130
3/26	Amway Center	W, 114-110 ^{OT}

SERIES FACTS

Last Home Win: 12/8/21 (142-130)

Last Road Win: 3/26/22 (114-110^{OT})

Last Home Loss: 2/12/21 (112-123)

Last Road Loss: 8/2/20 (116-132)

Biggest Win: 30 (122-92) vs. Orl., 11/21/03

Biggest Loss: 32 (107-139) vs. Orl., 1/13/09

2020-2021 SEASON SERIES (1-1) SACRAMENTO KINGS VS. ORLANDO

PLAYER	G-GS	MIN	FG-FGA	PCT	3FG-A	PCT	FT-FTA	PCT	OFF	DEF	TOT	AST	PF-DQ	STL	TO	BLK	PTS	AVG
Fox	1-1	33	12-18	.667	2-2	1.000	7-8	.875	0	3	3	1	4-0	1	1	1	33	33.0
Mitchell	2-1	70	17-33	.515	3-11	.273	3-4	.750	3	7	10	13	2-0	1	1	1	40	20.0
Haliburton	1-1	38	6-9	.667	5-6	.833	1-1	1.000	1	2	3	11	1-0	3	2	2	18	18.0
Barnes	2-2	69	11-25	.440	4-10	.400	9-11	.818	1	11	12	8	2-0	3	3	0	35	17.5
Davis	1-1	30	6-11	.545	2-5	.400	2-2	1.000	0	5	5	3	5-0	0	2	1	16	16.0
Jones	1-1	25	6-8	.750	1-1	1.000	2-4	.500	1	4	5	1	4-0	0	4	0	15	15.0
Lyles (TOT)	4-1	100	18-41	.439	4-12	.333	17-19	.895	7	26	33	7	4-0	3	6	4	57	14.3
Lyles (SAC)	1-1	36	3-12	.250	1-3	.333	4-4	1.000	4	14	18	3	0-0	0	1	0	11	11.0
Thompson	1-0	21	6-11	.545	0-0	---	2-3	.667	6	4	10	0	2-0	1	1	1	14	14.0
Bagley	1-0	19	4-8	.500	2-4	.500	2-2	1.000	2	4	6	0	1-0	1	0	0	12	12.0
DiVincenzo (TOT)	3-0	66	9-23	.391	6-15	.400	11-13	.846	11	12	23	2	4-0	2	6	0	35	11.7
DiVincenzo (SAC)	1-0	32	6-10	.600	3-7	.429	1-2	.500	4	4	8	0	2-0	1	2	0	16	16.0
Holiday (TOT)	2-2	69	8-20	.400	5-10	.500	2-2	1.000	2	6	8	5	1-0	1	1	3	23	11.5
Holiday (SAC)	1-1	34	3-10	.300	2-6	.333	2-2	1.000	2	2	4	2	0-0	0	0	3	10	10.0
Len	2-0	39	9-11	.818	0-0	---	3-4	.750	2	5	7	2	7-0	1	4	2	21	10.5
Jackson (TOT)	3-0	57	9-20	.450	5-11	.455	4-7	.571	2	15	17	5	7-0	5	4	3	27	9.0
Hield	1-0	18	2-13	.154	1-10	.100	0-0	---	0	1	1	1	1-0	0	0	0	5	5.0
Holmes	1-1	10	2-3	.667	0-0	---	0-0	---	1	2	3	1	1-0	0	0	0	4	4.0
Lamb (TOT)	2-0	30	3-11	.273	0-1	.000	1-2	.500	3	2	5	1	0-0	1	0	0	7	3.5
Lamb (SAC)	1-0	14	2-6	.333	0-0	---	0-0	---	3	1	4	0	0-0	0	0	0	4	4.0
Metu	1-0	17	0-7	.000	0-5	.000	2-2	1.000	0	3	3	2	2-0	0	1	0	2	2.0
KINGS	2	505	95-195	.487	26-70	.371	40-49	.816	30	72	102	48	34-0	12	22	11	256	128.0
MAGIC	2	505	93-203	.458	29-70	.414	25-30	.833	32	68	100	56	38-0	11	26	8	240	120.0

2021-2022 SEASON SERIES (0-2) ORLANDO MAGIC VS. SACRAMENTO

PLAYER	G-GS	MIN	FG-FGA	PCT	3FG-A	PCT	FT-FTA	PCT	OFF	DEF	TOT	AST	PF-DQ	STL	TO	BLK	PTS	AVG
Anthony	2-2	68	17-38	.447	8-16	.500	5-6	.833	1	10	11	17	7-0	1	6	0	47	23.5
Carter	1-1	36	7-14	.500	1-3	.333	4-6	.667	2	8	10	6	5-0	0	4	1	19	19.0
F. Wagner	2-2	67	14-31	.452	2-5	.400	8-8	1.000	2	13	15	7	5-0	3	2	0	38	19.0
Bamba	2-2	62	13-25	.520	6-9	.667	0-0	---	9	12	21	1	6-0	2	2	5	32	16.0
Fultz	1-0	20	7-14	.500	1-2	.500	1-1	1.000	0	1	1	3	0-0	3	1	0	16	16.0
Harris	1-1	31	7-12	.583	2-6	.333	0-0	---	2	1	3	1	2-0	0	2	0	16	16.0
Ross	2-0	54	10-21	.476	4-12	.333	2-2	1.000	0	7	7	4	3-0	0	1	0	26	13.0
Lopez	2-0	34	7-10	.700	0-0	---	1-2	.500	9	1	10	3	5-0	0	3	0	15	7.5
M. Wagner	2-0	19	5-9	.556	2-5	.400	3-3	1.000	2	4	6	5	0-0	0	0	0	15	7.5
Hampton	2-1	47	3-14	.214	1-3	.333	1-2	.500	2	6	8	4	4-0	0	1	0	8	4.0
Okeke	2-1	48	2-10	.200	2-8	.250	0-0	---	1	5	6	3	1-0	0	2	2	6	3.0
Dowtin (TOT)	1-0	20	1-5	.200	0-1	.000	0-0	---	2	0	2	2	0-0	2	0	0	2	2.0
Dowtin (ORL)	1-0	20	1-5	.200	0-1	.000	0-0	---	2	0	2	2	0-0	2	0	0	2	2.0
MAGIC	2	505	93-203	.458	29-70	.414	25-30	.833	32	68	100	56	38-0	11	26	8	240	120.0
KINGS	2	505	95-195	.487	26-70	.371	40-49	.816	30	72	102	48	34-0	12	22	11	256	128.0



SHAQUILLE O'NEAL

KINGS VS MAGIC

OVR HM RD

DATE	W/L	H/A	SCORE	+/-	DATE	W/L	H/A	SCORE	+/-
11/21/89	L	H	113-115	-2	12/4/06	L	H	89-92	-3
3/1/90	W	A	114-100	+14	3/17/07	W	A	95-83	+12
12/15/90	W	H	117-108	+9	1/8/08	W	H	104-100	+4
1/7/91	L	A	83-111	-28	2/24/08	L	A	93-112	-19
2/24/91	L	A	90-120	-30	11/1/08	L	A	103-121	-18
4/11/91	W	H	104-96	+8	1/13/09	L	H	107-139	-32
11/23/91	W	A	95-93	+2	1/12/10	L	H	88-109	-21
12/12/91	W	H	106-100	+6	1/22/10	L	A	84-100	-16
12/17/92	L	A	91-112	-21	2/23/11	W	A	111-105	+6
2/1/93	L	H	115-119	-4	3/9/11	L	H	102-106	-4
12/19/93	L	H	91-97	-6	1/8/12	L	H	97-104	-7
12/27/94	L	A	110-122	-12	12/7/12	W	H	91-82	+9
11/30/94	L	A	107-114	-7	2/27/13	W	A	125-101	+24
3/28/95	W	H	117-106	+11	12/21/13	W	A	105-100	+5
12/2/95	W	H	109-106	+3	1/10/14	W	H	103-83	+20
2/6/96	L	A	102-112	-10	12/6/14	L	H	96-105	-9
12/8/96	W	H	91-84	+7	3/6/15	L	A	114-119	-5
3/25/97	L	A	103-114	-11	11/21/15	W	A	97-91	+6
11/12/97	W	A	115-89	+26	3/11/16	L	H	100-107	-7
1/14/98	W	H	108-96	+12	11/3/16	L	A	94-102	-8
2/22/99	L	A	96-107	-11	3/13/17	W	H	120-115	+5
11/30/99	W	A	111-102	+9	1/23/18	W	A	105-99	+6
1/20/00	W	H	111-103	+8	3/9/18	W	H	94-88	+6
11/14/00	W	H	96-82	+14	10/30/18	W	A	107-99	+8
3/13/01	W	A	114-108 ^{OT}	+6	1/7/19	W	H	111-95	+16
11/9/01	L	A	105-115	-10	1/13/20	L	H	112-114	-2
12/11/01	W	A	112-100	+12	8/2/20	L	A	116-132	-16
11/5/02	L	A	121-125	-4	1/27/21	W	A	121-107	+14
11/17/02	W	H	101-99	+2	2/12/21	L	H	112-123	-11
11/21/03	W	H	122-92	+30	12/8/21	W	H	142-130	+12
3/7/04	W	A	107-90	+17	3/26/22	W	A	114-110 ^{OT}	+4
3/2/05	L	A	114-111	-3					
3/15/05	W	H	105-94	+11					
1/15/06	W	H	104-100	+4					
1/21/06	L	A	78-83 ^{OT}	-10					


OVR	HM	RD
89-90	1-1	0-1
90-91	2-2	2-0
91-92	2-0	1-0
92-93	0-2	0-1
93-94	0-2	0-1
94-95	1-1	1-0
95-96	1-1	1-0
96-97	1-1	1-0
97-98	2-0	1-0
98-99	0-1	0-0
99-00	2-0	1-0
00-01	2-0	1-0
01-02	1-1	1-0
02-03	1-1	1-0
03-04	2-0	1-0
04-05	1-1	1-0
05-06	1-1	1-0
06-07	1-1	1-0
07-08	1-1	1-0
08-09	0-2	0-1
09-10	0-2	0-1
10-11	1-1	0-1
11-12	0-1	0-1
12-13	2-0	1-0
13-14	2-0	1-0
14-15	0-2	0-1
15-16	1-1	0-1
16-17	1-1	1-0
17-18	2-0	1-0
18-19	2-0	1-0
19-20	0-2	0-1
20-21	1-1	0-1
21-22	2-0	1-0

PHILADELPHIA 76ERS



3 Banner Way
Camden, NJ 08103
Phone: (215) 339-7600
Ticket Information: (215) 339 7676
Website: Sixers.com
Twitter/Instagram: @sixers;
PR Twitter: @SixersStats

COLORS:



HOME COURT (CAPACITY):

Wells Fargo Center (19,746) - opened 1996

FOUNDED: 1949-50, Syracuse Nationals;
1963-64, Philadelphia 76ers

HEAD COACH:

Doc Rivers (College - Marquette)

ASSISTANT COACHES:

Dave Joergers (College - Minnesota State-Moorhead)

Sam Cassell (College - Florida State)

Dan Burke (College - Portland State)

Brian Adams (College - Connecticut College)

Eric Hughes (College - Cal State East Bay)

Jamie Young (College - Blackburn)

COACHING ASSOCIATE: Pete Dominguez

SKILL DEVELOPMENT COACHES: Dwayne Jones, Tyler Lashbrook, Jason Love, Spencer Rivers, TJ DiLeo, Reggie Redding

VICE PRESIDENT, ATHLETE CARE: Simon Rice (College - La Trobe University)

HEAD ATHLETIC TRAINER & MEDICAL SERVICES

DIRECTOR: Kevin Johnson (College - Indiana State)

MANAGING PARTNER: Josh Harris

CO-MANAGING PARTNER: David Blitzer

CHIEF EXECUTIVE OFFICER: Tad Brown

PRESIDENT, BASKETBALL OPERATIONS: Daryl Morey

GENERAL MANAGER: Elton Brand

CHIEF COMMUNICATIONS OFFICER: Dave Sholler

SENIOR DIRECTOR, CORPORATE COMMUNICATIONS: Molly Mita

SENIOR DIRECTOR, BASKETBALL COMMUNICATIONS:

Rob King

DIRECTOR, BASKETBALL COMMUNICATIONS:

Brandon Chinn

MANAGER, BASKETBALL COMMUNICATIONS:

Erik Chambliss

RADIO: The Fanatic (97.5 FM), Tom McGinnis

TV: NBC Sports Philadelphia (cable), NBC Sports Philadelphia+, Kate Scott, Alaa Abdelnaby

NBA TITLES WON: 3, 1954-55, 1966-67, 1982-83

ALL-TIME NBA REGULAR SEASON RECORD:

3000-2777 (.519)

2021-22 RECORD: 51-31 (2nd in Atlantic)

2021-22 PLAYOFF RESULTS: Lost 2-4 to Miami in the Conference Semifinals

ALL-TIME SERIES (74 YEARS)

	OVERALL	HOME	ROAD
Sac-Era	33-39	20-15	13-24
All-Time	128-170	73-61	41-92

CURRENT STREAKS

	OVERALL	HOME	ROAD
Kings	L7	L3	L4

2022-23 SERIES SCHEDULE

DATE	SITE	TIME (PT)
12/13	Wells Fargo Center	4:00 p.m.
1/21	Golden 1 Center	7:00 p.m.

2021-22 VS. 76ERS (0-2)

DATE	SITE	RESULT
11/22	Golden 1 Center	L, 94-102
1/29	Wells Fargo Center	L, 101-103

SERIES FACTS

Last Home Win: 2/2/19 (115-108)

Last Road Win: 2/10/16 (114-100)

Last Home Loss: 11/22/21 (94-102)

Last Road Loss: 1/29/22 (101-103)

Biggest Win: 56 (154-98) vs. Phil., 1/2/93

Biggest Loss: 37 (87-124) @ Syracuse, 11/16/60

2020-2021 SEASON SERIES (0-2) SACRAMENTO KINGS VS. PHILADELPHIA

PLAYER	G-GS	MIN	FG-FGA	PCT	3FG-A	PCT	FT-FTA	PCT	OFF	DEF	TOT	AST	PF-DQ	STL	TO	BLK	PTS	AVG
Fox	1-1	36	7-15	.467	1-4	.250	8-10	.800	1	4	5	2	3-0	0	3	0	23	23.0
Haliburton	2-2	73	11-24	.458	5-12	.417	11-12	.917	3	5	8	16	2-0	4	3	0	38	19.0
Holmes	2-2	58	12-16	.750	0-0	---	4-4	1.000	6	11	17	2	7-0	0	2	0	28	14.0
Barnes	2-2	75	7-24	.292	3-12	.250	9-11	.818	2	11	13	8	4-0	1	5	0	26	13.0
Hield	2-0	55	8-24	.333	5-18	.278	2-2	1.000	3	14	17	5	4-0	1	5	0	23	11.5
Mitchell	2-1	57	8-23	.348	3-11	.273	0-0	---	0	6	6	5	5-0	2	1	0	19	9.5
Jones	1-0	16	4-4	1.000	1-1	1.000	0-0	---	0	1	1	3	4-0	2	2	1	9	9.0
Thompson	1-0	11	4-6	.667	0-0	---	0-2	.000	3	4	7	0	0-0	0	0	0	8	8.0
Bagley	2-1	32	5-10	.500	0-2	.000	0-0	---	3	11	14	0	2-0	0	1	1	10	5.0
Metu	1-0	18	2-5	.400	1-2	.500	0-0	---	0	2	2	0	1-0	1	1	0	5	5.0
Len	1-0	9	1-4	.250	0-0	---	2-6	.333	0	1	1	0	1-0	0	1	0	4	4.0
Harkless	2-1	38	0-7	.000	0-4	.000	2-2	1.000	0	1	1	0	5-0	2	1	0	2	1.0
Queta	1-0	1	0-0	---	0-0	---	0-0	---	0	0	0	0	2-0	0	1	0	0	0.0
KINGS	2	480	69-162	.426	19-66	.288	38-49	.776	21	71	92	41	40-0	13	27	2	195	97.5
76ERS	2	480	72-155	.465	21-62	.339	40-53	.755	14	67	81	43	37-0	17	25	9	205	102.5

2021-2022 SEASON SERIES (2-0) PHILADELPHIA 76ERS VS. SACRAMENTO

PLAYER	G-GS	MIN	FG-FGA	PCT	3FG-A	PCT	FT-FTA	PCT	OFF	DEF	TOT	AST	PF-DQ	STL	TO	BLK	PTS	AVG
Embiid	1-1	35	10-18	.556	2-5	.400	14-18	.778	0	12	12	6	0-0	0	4	1	36	36.0
Maxey	2-2	76	14-34	.412	1-7	.143	8-9	.889	1	2	3	11	4-0	3	2	0	37	18.5
Harris	1-1	32	7-12	.583	1-2	.500	1-1	1.000	1	7	8	2	3-0	1	2	0	16	16.0
Milton	1-0	36	6-12	.500	2-5	.400	2-2	1.000	1	1	2	1	2-0	1	1	1	16	16.0
Thybulle	2-2	52	9-11	.818	3-5	.600	2-2	1.000	0	2	2	0	4-0	3	1	2	23	11.5
Green	1-0	16	4-5	.800	3-4	.750	0-0	---	0	1	1	0	0-0	1	0	0	11	11.0
Curry	1-1	32	3-10	.300	2-7	.286	0-0	---	1	1	2	5	4-0	1	2	1	8	8.0
Korkmaz	2-1	44	5-14	.357	2-7	.286	4-8	.500	0	3	3	7	3-0	5	2	0	16	8.0
Niang	2-1	67	5-18	.278	3-13	.231	2-2	1.000	0	6	6	5	5-0	0	3	0	15	7.5
Drummond	2-1	44	4-9	.444	0-0	---	4-8	.500	7	24	31	3	5-0	2	4	4	12	6.0
Joe	2-0	21	3-8	.375	2-6	.333	3-3	1.000	0	3	3	1	1-0	0	0	0	11	5.5
Bassey	1-0	15	1-2	.500	0-0	---	0-0	---	2	5	7	1	4-0	0	2	0	2	2.0
Reed	1-0	6	1-2	.500	0-1	.000	0-0	---	1	0	1	1	1-0	0	0	0	2	2.0
Brown (TOT)	2-0	4	0-1	.000	0-1	.000	0-0	---	0	0	0	0	1-0	0	1	1	0	0.0
Brown (PHI)	1-0	3	0-0	---	0-0	---	0-0	---	0	0	0	0	1-0	0	1	0	0	0.0
76ERS	2	480	72-155	.465	21-62	.339	40-53	.755	14	67	81	43	37-0	17	25	9	205	102.5
KINGS	2	480	69-162	.426	19-66	.288	38-49	.776	21	71	92	41	40-0	13	27	2	195	97.5



JULIUS "DR. J" ERVING

KINGS VS 76ERS

DATE	W/L	H/A	SCORE	+/-
12/30/85	L	H	84-87	-3
1/10/86	L	A	102-113	-11
12/27/86	L	H	95-99	-4
2/20/87	L	A	91-123	-32
11/28/87	W	H	115-114 ^{OT}	+1
3/11/88	L	A	118-124	-6
3/1/89	L	H	111-114	-3
3/9/89	L	A	96-106	-10
12/29/89	W	H	105-95	+10
3/23/90	L	A	99-115	-16
11/21/90	L	A	99-101	-2
2/14/91	W	H	98-81	+17
1/2/92	W	H	114-110	+4
2/24/92	L	A	96-108	-12
1/2/93	W	H	154-98	+56
4/4/93	L	A	102-112	-10
12/10/93	W	A	109-103	+6
2/16/94	W	H	94-92 ^{OT}	+2
12/2/94	L	A	96-99	-3
12/30/94	W	H	85-82	+3
11/7/95	W	A	109-106	+3
12/29/95	W	H	117-97	+20
1/5/97	W	H	107-106	+1
1/24/97	W	A	107-92	+15
12/28/97	W	H	92-90	+2
1/19/98	L	A	85-98	-13
2/24/99	L	A	81-94	-13
2/6/00	L	A	108-119	-11
4/2/00	W	H	117-95	+22
12/30/00	L	H	104-107 ^{OT}	-3
3/16/01	W	A	100-79	+21
12/4/01	W	H	94-84	+10
3/13/02	W	A	92-88	+4
3/3/03	W	H	107-99	+8
4/6/03	W	A	97-81	+16
10/31/03	W	H	100-89	+11
3/4/04	W	A	114-105	+9

DATE	W/L	H/A	SCORE	+/-
2/26/05	W	A	101-99	+2
3/28/05	W	H	118-109	+9
1/3/06	L	H	98-111	-13
1/24/06	L	A	103-109	-6
12/27/06	W	H	101-76	+25
2/26/07	L	A	82-89	-7
12/14/07	W	A	109-99	+10
12/28/07	L	H	80-92	-12
11/3/08	L	A	91-125	-34
3/22/09	L	H	100-112	-12
12/30/09	L	H	106-116	-10
1/15/10	L	A	86-98	-12
3/18/11	L	H	80-102	-22
3/27/11	W	A	114-111 ^{OT}	+3
1/10/12	L	A	85-112	-27
2/1/13	L	A	80-89	-9
3/24/13	L	H	103-117	-14
1/2/14	L	H	104-113	-9
3/12/14	W	A	115-98	+17
3/13/15	L	A	107-114	-7
3/24/15	W	H	107-106	+1
12/30/15	L	H	105-110	-5
2/10/16	W	A	114-100	+14
12/26/16	W	H	102-100	+2
1/30/17*	L	A	119-122	-3
*11/30/16 PPD - court conditions				
11/9/17	W	H	109-108	+1
12/19/17	W	A	101-95	+6
2/2/19	W	H	115-108	+7
3/15/19	L	A	114-123	-9
11/27/19	L	A	91-97	-6
3/5/20	L	H	108-125	-17
2/9/21	L	H	111-119	-8
3/20/21	L	A	105-129	-24
11/22/21	L	H	94-102	-8
1/29/22	L	A	101-103	-2

OVR	HM	RD
49-72	83-103	
72-73	3-1	2-0 1-1
73-74	1-3	0-2 1-1
74-75	1-3	1-1 0-2
75-76	1-3	1-1 0-2
76-77	1-3	1-1 0-2
77-78	1-3	1-1 0-2
78-79	2-2	1-1 1-1
79-80	1-1	1-0 0-1
80-81	0-2	0-1 0-1
81-82	0-2	0-1 0-1
82-83	0-2	0-1 0-1
83-84	0-2	0-1 0-1
84-85	1-1	0-1 1-0
85-86	0-2	0-1 0-1
86-87	0-2	0-1 0-1
87-88	1-1	1-0 0-1
88-89	0-2	0-1 0-1
89-90	1-1	1-0 0-1
90-91	1-1	1-0 0-1
91-92	1-1	1-0 0-1
92-93	1-1	1-0 0-1
93-94	2-0	1-0 1-0
94-95	1-1	1-0 0-1
95-96	2-0	1-0 1-0
96-97	2-0	1-0 1-0
97-98	1-1	1-0 0-1
98-99	0-1	0-0 0-1
99-00	1-1	1-0 0-1
00-01	1-1	0-1 1-0
01-02	2-0	1-0 1-0
02-03	2-0	1-0 1-0
03-04	2-0	1-0 1-0
04-05	2-0	1-0 1-0
05-06	0-2	0-1 0-1
06-07	1-1	1-0 0-1
07-08	1-1	0-1 1-0
08-09	0-2	0-1 0-1
09-10	0-2	0-1 0-1
10-11	1-1	0-1 1-0
11-12	0-1	0-0 0-1
12-13	0-2	0-1 0-1
13-14	1-1	0-1 1-0
14-15	1-1	1-0 0-1
15-16	1-1	0-1 1-0
16-17	1-1	1-0 0-1
17-18	2-0	1-0 1-0
18-19	1-1	1-0 0-1
19-20	0-2	0-1 0-1
20-21	0-2	0-1 0-1
21-22	0-2	0-1 0-1

PHOENIX SUNS



201 East Jefferson Street
Phoenix, AZ 85004

Phone: (602) 379-7900

Website: Suns.com

COLORS:



HOME COURT (CAPACITY):

Talking Stick Resort Arena (18,055) -
opened on June 1, 1992

FOUNDED: 1968-69, Phoenix Suns

HEAD COACH: Monty Williams (College - Notre Dame)

ASSOCIATE HEAD COACH:

Kevin Young (College - Clayton St.)

ASSISTANT COACHES:

Mark Bryant (College - Seton Hall)

Bryan Gates (College - Boise State)

Patrick Mutombo

Brian Randle (College - Illinois)

Michael Ruffin

Jarrett Jack (College - Georgia Tech)

Steve Scalzi

PLAYER DEVELOPMENT COACH: Corey Vinson

VICE PRESIDENT, PLAYER HEALTH & PERFORMANCE:

Brady Howe (College - Weber State)

DIRECTOR, MEDICAL SERVICES/HEAD ATHLETIC

TRAINER: David Crewe (College - Wisconsin-La Crosse)

DIRECTOR, PERFORMANCE/HEAD STRENGTH &

CONDITIONING COACH: Cory Schlesinger

DIRECTOR, REHABILITATION: Adam Loiacono (College

- Maine)

INTERIM GOVERNOR: Sam Garvin

VICE CHAIRMAN: Andrew Kohlberg

VICE CHAIRMAN: Jahm Najafi

PRESIDENT & CEO: Jason Rowley

GM, SPORTS & ENTERTAINMENT SERVICES: Ralph

Marchetta

EXECUTIVE VICE PRESIDENT & CRO: Dan Costello

GENERAL MANAGER: James Jones

ASSISTANT GENERAL MANAGER/VICE PRESIDENT,

BASKETBALL OPERATIONS: Morgan Cato

ASSISTANT GENERAL MANAGER: Trevor Bukstein

VP, BASKETBALL COMMUNICATIONS: Julie Fie

DIRECTOR, BASKETBALL COMMUNICATIONS: Cole

Mickelson

MANAGER, BASKETBALL COMMUNICATIONS: Bryce

Marsee

SR. COORDINATOR, BASKETBALL COMMUNICATIONS:

Palmer Black

RADIO: Arizona Sports 98.7 FM, Al McCoy, Tim

Kempton Jon Bloom

RADIO (SPANISH): KSUN 1400 AM, Arturo Ochoa,

Samuel Sandoval, Cynthia Halilyan Chavez

TV: Bally Sports Arizona (cable), Kevin Ray, Eddie

Johnson, Ann Meyers Drysdale, Tom Chambers, Tom

Leander

NBA TITLES WON: None

ALL-TIME NBA REGULAR SEASON RECORD:

2335-2026 (.535)

2021-22 RECORD: 64-18 (1st in Pacific)

2021-22 PLAYOFF RESULTS: Lost 3-4 to Dallas in
the Conference Semifinals

ALL-TIME SERIES (55 YEARS)

	OVERALL	HOME	ROAD
Sac-Era	61-94	39-39	22-55
All-Time	100-141	63-54	34-85

CURRENT STREAKS

	OVERALL	HOME	ROAD
Kings	W1	L3	W2

2022-23 SERIES SCHEDULE

DATE	SITE	TIME (PT)
11/28	Golden 1 Center	7:00 p.m.
2/14	Footprint Center	6:00 p.m.
3/11	Footprint Center	7:00 p.m.
3/24	Golden 1 Center	7:00 p.m.

2021-22 VS. SUNS (1-2)

DATE	SITE	RESULT
10/27	Footprint Center	W, 110-107
11/8	Golden 1 Center	L, 104-109.
3/20	Golden 1 Center	L, 124-127 ^{OT} .
4/10	Footprint Center	W, 116-109

SERIES FACTS

Last Home Win: 12/26/20 (106-103)

Last Road Win: 4/10/22 (116-109)

Last Home Loss: 3/20/2 (124-127^{OT})

Last Road Loss: 4/15/21 (114-122)

Biggest Win: 37 (105-68) vs. Pho., 3/8/81

37 (122-85) vs. Pho., 10/21/79

Biggest Loss: 55 (85-140) @ Pho., 4/17/89

2021-22 SEASON SERIES (2-2) SACRAMENTO KINGS VS. PHOENIX

PLAYER	G-GS	MIN	FG-FGA	PCT	3FG-A	PCT	FT-FTA	PCT	OFF	DEF	TOT	AST	PF-DQ	STL	TO	BLK	PTS	AVG
Barnes	3-3	116	24-43	.558	4-13	.308	17-19	.895	6	13	19	9	5-0	1	9	0	69	23.0
Fox	2-2	72	15-39	.385	2-6	.333	10-18	.556	1	5	6	15	6-0	4	7	3	42	21.0
Hield	2-1	58	13-33	.394	10-22	.455	4-5	.800	1	10	11	3	3-0	2	6	3	40	20.0
Sabonis (TOT)	2-2	68	9-18	.500	2-4	.500	12-15	.800	2	24	26	12	6-0	3	4	0	32	16.0
Sabonis (SAC)	1-1	31	5-8	.625	1-1	1.000	7-9	.778	2	10	12	6	4-0	2	2	0	18	18.0
Haliburton	1-1	35	6-11	.545	2-5	.400	1-1	1.000	0	2	2	3	2-0	2	1	1	15	15.0
Holiday (TOT)	3-3	92	15-30	.500	11-24	.458	4-5	.800	3	6	9	8	13-1	3	0	4	45	15.0
Holiday (SAC)	1-1	27	3-9	.333	2-7	.286	2-2	1.000	1	2	3	1	5-0	0	0	0	10	10.0
Mitchell	3-1	97	16-40	.400	7-13	.538	6-6	1.000	1	11	12	14	9-0	1	7	0	45	15.0
DiVincenzo (TOT)	1-0	29	4-11	.364	3-6	.500	2-2	1.000	0	1	1	3	2-0	3	4	0	13	13.0
DiVincenzo (SAC)	1-0	29	4-11	.364	3-6	.500	2-2	1.000	0	1	1	3	2-0	3	4	0	13	13.0
Lyles (TOT)	3-1	64	10-19	.526	2-6	.333	11-18	.611	2	11	13	3	6-0	3	1	1	33	11.0
Lyles (SAC)	1-1	33	3-8	.375	2-4	.500	3-3	1.000	0	5	5	1	3-0	2	0	1	11	11.0
Holmes	2-2	54	8-16	.500	0-0	---	3-4	.750	5	15	20	4	4-0	0	3	2	19	9.5
Lamb (TOT)	2-0	44	6-15	.400	2-9	.222	5-7	.714	1	11	12	5	2-0	1	2	1	19	9.5
Lamb (SAC)	1-0	16	2-5	.400	1-2	.500	0-0	---	0	5	5	3	0-0	0	1	0	5	5.0
Jones	2-0	34	7-10	.700	1-1	1.000	2-4	.500	5	7	12	2	5-0	2	2	2	17	8.5
Davis	2-0	36	5-17	.294	3-10	.300	0-0	---	0	4	4	3	3-0	1	0	0	13	6.5
Len	2-0	29	4-6	.667	2-2	1.000	2-2	1.000	0	4	4	2	4-0	1	4	1	12	6.0
Metu	2-0	39	2-9	.222	1-3	.333	2-2	1.000	2	6	8	3	1-0	4	2	0	7	3.5
Harkless	2-2	37	1-3	.333	0-1	.000	0-0	---	1	3	4	1	3-0	0	2	1	2	1.0
Jackson (TOT)	1-0	15	0-2	.000	0-1	.000	1-2	.500	0	1	1	0	2-0	0	0	0	1	1.0
Ramsey	1-0	2	0-0	---	0-0	---	0-0	---	0	0	0	0	0-0	0	0	0	0	0.0
KINGS	3	745	118-268	.440	41-96	.427	61-77	.792	25	103	128	73	59-0	25	51	14	338	112.7
SUNS	3	745	132-278	.475	30-80	.375	49-62	.790	29	115	144	76	67-3	32	44	20	343	114.3

2021-22 SEASON SERIES (2-2) PHOENIX SUNS VS. SACRAMENTO

PLAYER	G-GS	MIN	FG-FGA	PCT	3FG-A	PCT	FT-FTA	PCT	OFF	DEF	TOT	AST	PF-DQ	STL	TO	BLK	PTS	AVG
Booker	3-3	106	31-66	.470	6-16	.375	12-15	.800	4	18	22	19	14-1	4	8	0	80	26.7
Payne	1-0	22	9-14	.643	4-6	.667	2-2	1.000	0	4	4	3	1-0	1	4	0	24	24.0
Bridges	3-3	118	22-39	.564	4-12	.333	10-11	.909	2	7	9	3	7-0	4	3	4	58	19.3
Ayton	2-2	61	14-18	.778	0-0	---	5-6	.833	6	25	31	3	7-1	1	3	1	33	16.5
Shamet	3-0	65	12-23	.522	7-14	.500	3-5	.600	0	6	6	2	4-0	1	1	1	34	11.3
Paul	2-2	56	7-22	.318	2-3	.667	6-6	1.000	3	6	9	13	3-0	5	3	0	22	11.0
Kaminsky	1-0	22	4-9	.444	0-2	.000	2-2	1.000	1	4	5	0	5-0	1	1	1	10	10.0
McGee	3-1	58	11-18	.611	0-0	---	5-7	.714	7	18	25	5	9-1	1	6	5	27	9.0
Crowder	3-3	81	8-28	.286	5-17	.294	0-0	---	1	7	8	9	7-0	6	1	2	21	7.0
Holiday (TOT)	2-0	32	5-12	.417	1-2	.500	0-0	---	2	4	6	7	2-0	1	3	0	11	5.5
Holiday (PHO)	1-0	23	4-10	.400	1-1	1.000	0-0	---	2	3	5	7	1-0	1	3	0	9	9.0
Payton	2-1	31	4-10	.400	0-0	---	3-6	.500	2	3	5	4	1-0	3	4	2	11	5.5
Craig (TOT)	2-0	60	4-9	.444	0-2	.000	0-0	---	3	12	15	2	6-0	3	3	0	8	4.0
Craig (PHO)	1-0	31	3-7	.429	0-1	.000	0-0	---	1	9	10	2	2-0	2	2	0	6	6.0
Nader	2-0	17	2-6	.333	1-3	.333	0-0	---	0	2	2	2	0-0	1	1	2	5	2.5
Johnson	2-0	44	1-7	.143	0-5	.000	1-2	.500	0	3	3	4	3-0	1	1	2	3	1.5
Biyombo	1-0	8	0-1	.000	0-0	---	0-0	---	0	0	0	0	3-0	0	1	0	0	0.0
Wainright	1-0	0	0-0	---	0-0	---	0-0	---	0	0	0	0	0-0	0	0	0	0	0.0
SUNS	3	745	132-278	.475	30-80	.375	49-62	.790	29	115	144	76	67-3	32	44	20	343	114.3
KINGS	3	745	118-268	.440	41-96	.427	61-77	.792	25	103	128	73	59-0	25	51	14	338	112.7

CHARLES BARKLEY

KINGS VS SUNS

DATE	W/L	H/A	SCORE	+/-	DATE	W/L	H/A	SCORE	+/-	DATE	W/L	H/A	SCORE	+/-
11/26/85	W	H	111-107	+4	12/6/96	L	H	95-101	-6	12/5/09	L	A	107-115	-8
12/19/85	L	A	106-107	-1	12/30/96	L	A	88-100	-12	1/5/10	L	H	109-113	-4
2/21/86	W	A	118-110	+8	3/7/97	L	A	87-104	-17	2/5/10	L	H	102-114	-12
3/19/86	L	A	104-108	-4	4/10/97	L	H	99-101	-2	2/21/10	L	A	88-104	-16
4/5/86	W	H	119-110	+9										
11/25/86	W	H	123-102	+21	1/12/98	W	H	96-90	+6	11/12/10	L	A	89-103	-14
12/20/86	W	H	122-114	+8	2/10/98	L	A	86-88	-2	1/2/11	W	H	94-89	+5
3/7/87	L	A	102-105	-3	3/17/98	L	A	80-107	-27	2/13/11	W	A	113-108	+5
3/26/87	W	H	124-115	+9	4/7/98	L	H	97-103	-6	3/29/11	W	H	116-113	+3
4/14/87	L	A	123-132	-9										
12/20/87	L	H	109-120	-11	2/9/99	W	A	112-95	+17	2/11/12	L	H	84-98	-14
12/26/87	W	A	112-110	+2	3/6/99	W	A	111-99	+12	3/4/12	L	A	88-96	-8
1/30/88	W	A	126-120	+6	5/2/99	W	H	111-100	+11	4/3/12	L	H	100-109	-9
2/13/88	L	H	114-116	-2	12/18/99	L	A	103-119	-16	12/17/12	L	A	90-101	-11
4/9/88	L	A	92-95	-3	2/15/00	L	H	108-117	-9	1/23/13	L	H	96-106	-10
					3/22/00	L	A	93-114	-21	3/8/13	W	H	121-112	+9
11/15/88	L	H	89-119	-30	4/9/00	L	H	97-102	-5	3/28/13	W	A	117-103	+14
1/13/89	L	A	90-111	-21										
2/18/89	L	H	101-120	-19	12/1/00	W	H	105-98	+7	11/19/13	W	H	107-104	+3
3/2/89	L	A	90-110	-20	1/2/01	W	H	121-117 ^{OT}	+4	11/20/13	W	A	113-106	+7
3/30/89	W	H	135-123	+12	3/7/01	W	A	100-89	+11	12/13/13	L	A	107-116	-9
4/17/89	L	A	85-140	-55	4/15/01	L	A	86-88	-2	4/16/14	L	H	99-104	-5
11/10/89	L	A	109-130	-21	12/12/01	L	A	88-114	-26	11/7/14	W	A	114-112 ^{2OT}	+2
12/17/89	L	H	113-125	-12	12/23/01	W	H	133-101	+32	12/26/14	L	H	106-115	-9
1/12/90	L	A	96-111	-15	1/5/02	W	A	118-112	+6	2/8/15	W	H	85-83	+2
2/22/90	L	H	98-104	-6	1/13/02	W	H	103-100	+3	3/25/15	W	A	108-99	+9
4/12/90	L	H	114-116	-2										
12/11/90	L	A	90-113	-23	11/22/02	W	H	118-101	+17	11/4/15	L	A	97-118	-21
1/19/91	W	H	101-97	+4	12/17/02	W	H	95-86	+9	1/2/16	W	H	142-119	+23
3/1/91	L	A	106-112	-6	12/21/02	L	A	101-110	-9	3/25/16	W	H	116-94	+22
3/23/91	L	H	95-100	-5	3/13/03	L	A	84-109	-25	4/11/16	W	A	105-101	+4
11/26/91	W	H	104-89	+15	12/14/03	W	H	107-102	+5	10/26/16	W	A	113-94	+9
11/27/91	L	A	100-141	-41	1/9/04	W	A	113-93	+20	2/3/17	L	H	103-105	-2
1/15/92	L	H	111-128	-17	2/29/04	W	H	108-94	+14	3/15/17	W	A	107-101	+6
1/17/92	L	A	94-134	-40	4/9/04	L	A	96-101	-5	4/11/17	W	A	129-104	+25
4/7/92	L	A	101-103	-2										
11/18/92	L	A	111-127	-16	11/13/04	W	A	113-111	+2	10/23/17	L	A	115-117	-2
1/14/93	L	H	104-114	-10	2/8/05	L	H	123-125	-2	12/12/17	W	H	99-92	+7
3/5/93	L	A	122-130	-8	4/16/05	L	A	98-116	-18	12/29/17	L	H	101-111	-10
3/9/93	L	H	108-128	-20	4/20/05	W	H	132-107	+25	4/3/18	L	A	94-97	-3
4/8/93	L	H	114-123	-9										
11/7/93	L	A	110-132	-22	11/6/05	W	A	118-117	+1	12/4/18	W	A	122-105	+17
1/15/94	L	H	103-119	-16	1/17/06	W	H	119-90	+29	1/8/21	L	A	111-115	-4
2/21/94	L	A	86-112	-26	2/10/06	L	A	104-112	-8	2/10/19	W	H	117-104	+13
4/8/94	W	H	104-101	+3	4/11/06	L	H	110-123	-13	3/23/19	W	H	112-103	+9
4/23/94	L	A	100-101	-1										
11/4/94	W	H	107-89	+18	12/5/06	L	A	102-127	-25	10/23/19	L	A	95-124	-29
12/17/94	L	A	98-109	-11	12/16/06	L	H	98-105	-7	11/19/19	W	H	120-116	+4
1/3/95	L	H	100-108	-8	3/22/07	L	A	100-118	-18	12/28/19	L	H	110-112	-2
3/30/95	L	H	96-113	-17	3/25/07	W	H	107-100	+7	1/7/20	W	A	114-104	+11
4/18/95	L	A	101-111	-10										
11/17/95	W	H	105-96	+9	11/20/07	L	H	98-100	-2	12/26/20	W	H	106-103	+3
1/21/96	L	A	97-111	-14	11/21/07	L	A	111-127	-16	12/27/20	L	H	100-116	-16
3/26/96	L	A	98-102	-4	12/30/07	L	H	102-117	-15	4/15/21	L	A	114-122	-8
4/17/96	W	H	103-102	+1	3/15/08	L	A	99-127	-28					
					11/14/08	L	H	95-97 ^{OT}	-2	10/27/21	W	A	110-107	+3
					2/2/09	L	A	81-129	-48	11/8/21	L	H	104-109	-5
					3/29/09	W	H	126-118	+8	3/20/22	L	H	124-127 ^{OT}	-3
					4/3/09	L	A	111-139	-28	4/10/22	W	A	116-109	+7

	OVR	HM	RD	NTL
68-69	4-2	0-1	1-1	3-0
69-70	3-3	2-0	1-2	0-1
70-71	1-4	0-1	1-2	0-1
71-72	2-3	2-1	0-2	
72-73	3-3	1-2	2-1	
73-74	4-2	3-0	1-2	
74-75	3-1	1-1	2-0	
75-76	3-2	2-0	1-2	
76-77	3-1	2-0	1-1	
77-78	0-4	0-2	0-2	
78-79	2-2	2-0	0-2	
79-80	1-5	1-2	0-3	
80-81	3-2	2-1	1-1	
81-82	2-3	2-0	0-3	
82-83	1-4	1-2	0-2	
83-84	2-3	1-1	1-2	
84-85	2-3	2-1	0-2	
85-86	3-2	2-0	1-2	
86-87	3-2	3-0	0-2	
87-88	2-3	0-2	2-1	
88-89	1-5	1-2	0-3	
89-90	0-5	0-3	0-2	
90-91	1-3	1-1	0-2	
91-92	1-4	1-1	0-3	
92-93	0-5	0-3	0-2	
93-94	1-4	1-1	0-3	
94-95	1-4	1-2	0-2	
95-96	2-2	2-0	0-2	
96-97	0-4	0-2	0-2	
97-98	1-3	1-1	0-2	
98-99	3-0	1-0	2-0	
99-00	0-4	0-2	0-2	
00-01	3-1	2-0	1-1	
01-02	3-1	2-0	1-1	
02-03	2-2	2-0	0-2	
03-04	3-1	2-0	1-1	
04-05	2-2	1-1	1-1	
05-06	2-2	1-1	1-1	
06-07	1-3	1-1	0-2	
07-08	0-4	0-2	0-2	
08-09	1-3	1-1	0-2	
09-10	0-4	0-2	0-2	
10-11	3-1	2-0	1-1	
11-12	0-3	0-2	0-1	
12-13	2-2	1-1	1-1	
13-14	2-2	1-1	1-1	
14-15	3-1	1-1	2-0	
15-16	3-1	2-0	1-1	
16-17	3-1	1-1	2-0	
17-18	1-3	1-1	0-2	
18-19	3-1	2-0	1-1	
19-20	2-2	1-1	1-1	
20-21	1-2	1-1	0-1	
21-22	2-2	0-2	2-0	

PORTLAND TRAIL BLAZERS



One Center Court, Suite 200
Portland, OR 97227
Phone: (503) 234-9291
Website: trailblazers.com

COLORS:



Trail Blazers
Scarlet



Trail Blazers
Black

HOME COURT (CAPACITY):

Moda Center (19,441) - opened 1995

FOUNDED: 1970-71, Portland Trail Blazers

HEAD COACH: Chauncey Billups (College - Colorado)

ASSISTANT COACHES:

Scott Brooks (College - UC Irvine)
Roy Rogers (College - Alabama)
Steve Hetzel (College - Michigan St.)
Jonah Hersu (College - Lake Forest College (IL))
Rodney Billups (College - University of Denver)
DIRECTOR OF PLAYER DEVELOPMENT: David Adkins (College - Radford University)

PLAYER DEVELOPMENT ASSISTANT: Mark Tyndale (College - Temple)

ANALYTICS COACH: Jacob Moallem (College - Indiana)

HEAD VIDEO COORDINATOR: Parker Hines (College - Augsburg University)

DIRECTOR OF PLAYER HEALTH AND PERFORMANCE:

Geoff Clark (College - Oregon State)

HEAD ATHLETIC TRAINER:

Jessica Cohen (College - Northwestern)

Head Strength Coach: Todd Forcier

Assistant Strength Coach: Dale Boyd

Sports Performance Therapist: Charles Loftis

Sports Scientist/Physical Therapist: Cruz Romero

DIRECTOR OF MIND HEALTH & WELLNESS:

Dr. Chantelle Green

MANAGER OF PERFORMANCE SCIENCE: Taylor

Walden

CHAIR: Jody Allen

VICE CHAIR: Bert Kolde

PRESIDENT OF BASKETBALL OPERATIONS:

Dewayne Haskins

GENERAL MANAGER: Joe Cronie

ASSISTANT GENERAL MANAGERS: Andrae Patterson,

Mike Schmitz, Sergi Oliva

PRESIDENT & CEO: Chris McGowan

EVP, CHIEF COMMUNICATIONS & IMPACT

Officer: Ashley P. Clinkscale

VICE PRESIDENT, BASKETBALL COMMUNICATIONS:

Rahsaan Gethers

RADIO: Rip City Radio 620 AM, Travis Demers, Michael

Holton

TV: ROOT Sports, Kevin Calabro, Lamar Hurd, Brooke

Olzendam

NBA TITLES WON: 1, 1976-77

ALL-TIME NBA REGULAR SEASON RECORD:
2238-1970 (.533)

2021-22 RECORD: 27-55 (4th in Northwest)

2021-22 PLAYOFF RESULTS: Did not qualify

ALL-TIME SERIES (53 YEARS)

	OVERALL	HOME	ROAD
Sac-Era	52-98	39-37	13-61
All-Time	83-139	62-49	19-90

CURRENT STREAKS

	OVERALL	HOME	ROAD
Kings	L1	W1	L1

2022-23 SERIES SCHEDULE

DATE	SITE	TIME (PT)
10/19	Golden 1 Center	7:00 p.m.
2/23	Golden 1 Center	7:00 p.m.
3/29	Moda Center	7:00 p.m.
3/31	Moda Center	7:00 p.m.

2021-22 VS. TRAIL BLAZERS (2-1)

DATE	SITE	RESULT
10/20	Moda Center	W, 124-121
11/24	Golden 1 Center	W, 125-121
1/9	Moda Center	L, 88-103

SERIES FACTS

Last Home Win: 11/24/21 (125-121)
Last Road Win: 10/20/21 (124-121)
Last Home Loss: 1/13/21 (126-132)
Last Road Loss: 1/9/22 (88-103)
Biggest Win: 39 (124-85) vs. Por., 12/12/79
Biggest Loss: 40 (107-147) @ Por., 2/2/92

2021-2022 SEASON SERIES (2-1) SACRAMENTO KINGS VS. PORTLAND

PLAYER	G-GS	MIN	FG-FGA	PCT	3FG-A	PCT	FT-FTA	PCT	OFF	DEF	TOT	AST	PF-DQ	STL	TO	BLK	PTS	AVG
Holmes	1-1	29	9-10	.900	1-1	1.000	2-3	.667	4	7	11	2	2-0	1	1	2	21	21.0
Barnes	3-3	97	19-36	.528	11-19	.579	13-17	.765	4	15	19	5	3-0	3	2	1	62	20.7
Fox	3-3	99	23-49	.469	4-15	.267	12-18	.667	0	12	12	16	10-0	1	13	2	62	20.7
Hield	3-0	90	15-37	.405	11-26	.423	8-10	.800	1	16	17	4	5-0	2	5	1	49	16.3
Len	2-2	41	12-19	.632	1-2	.500	3-3	1.000	3	10	13	2	6-0	0	0	1	28	14.0
Harkless	2-2	46	7-15	.467	1-7	.143	4-5	.800	1	5	6	0	3-0	1	2	2	19	9.5
Jones	1-0	18	3-5	.600	0-0	---	3-5	.600	3	2	5	2	4-0	0	0	0	9	9.0
Haliburton	3-3	97	9-25	.360	3-13	.231	4-6	.667	1	6	7	19	3-0	6	5	2	25	8.3
Bagley	2-1	39	6-14	.429	2-4	.500	2-3	.667	4	8	12	0	4-0	0	4	1	16	8.0
Mitchell	3-0	76	8-24	.333	0-6	.000	5-8	.625	2	5	7	7	8-0	1	0	0	21	7.0
Davis	2-0	26	2-13	.154	2-11	.182	2-2	1.000	0	3	3	6	5-0	1	3	0	8	4.0
Metu	1-0	13	1-2	.500	0-1	.000	2-2	1.000	0	3	3	1	0-0	1	0	0	4	4.0
Thompson	3-0	47	5-12	.417	0-0	---	1-2	.500	6	10	16	1	7-0	1	1	1	11	3.7
Ramsey	1-0	1	1-1	1.000	0-0	---	0-0	---	0	1	1	0	0-0	0	0	0	2	2.0
Woodard	1-0	1	0-1	.000	0-0	---	0-0	---	0	0	0	0	0-0	0	0	0	0	0.0
KINGS	3	720	120-263	.456	36-105	.343	61-84	.726	29	103	132	65	60-0	18	36	13	337	112.3
TRAIL BLAZERS	3	720	126-275	.458	41-113	.363	52-62	.839	32	108	140	78	71-1	20	45	11	345	115.0

2021-2022 SEASON SERIES (1-2) PORTLAND TRAIL BLAZERS VS. SACRAMENTO

PLAYER	G-GS	MIN	FG-FGA	PCT	3FG-A	PCT	FT-FTA	PCT	OFF	DEF	TOT	AST	PF-DQ	STL	TO	BLK	PTS	AVG
Lillard	2-2	80	15-42	.357	3-21	.143	19-21	.905	2	10	12	21	6-0	1	3	0	52	26.0
McCollum	2-2	72	20-44	.455	7-17	.412	0-0	---	6	5	11	11	9-0	4	9	1	47	23.5
Simons	2-1	52	15-23	.652	8-13	.615	4-4	1.000	1	4	5	10	3-0	0	5	0	42	21.0
Nurkic	3-3	99	24-39	.615	2-5	.400	12-15	.800	9	38	47	16	13-1	3	8	2	62	20.7
Powell	2-2	70	11-25	.440	6-13	.462	8-10	.800	0	7	7	0	6-0	2	2	0	36	18.0
McLemore	1-1	25	5-12	.417	3-8	.375	0-0	---	0	2	2	2	5-0	0	1	0	13	13.0
Little	3-1	78	14-28	.500	6-12	.500	2-2	1.000	4	5	9	3	7-0	1	2	1	36	12.0
Covington	3-3	81	5-18	.278	3-11	.273	3-3	1.000	0	10	10	1	5-0	3	4	5	16	5.3
Elleby	1-0	19	2-4	.500	1-2	.500	0-0	---	2	3	5	0	1-0	0	1	1	5	5.0
Zeller	3-0	39	6-11	.545	0-0	---	3-4	.750	5	9	14	3	7-0	2	1	1	15	5.0
Watford	1-0	12	2-4	.500	0-0	---	0-0	---	1	5	6	1	1-0	0	1	0	4	4.0
Nance	2-0	37	3-8	.375	1-5	.200	0-0	---	1	6	7	2	5-0	1	1	0	7	3.5
Smith	2-0	38	3-14	.214	0-4	.000	1-3	.333	1	4	5	8	2-0	3	3	0	7	3.5
Snell	2-0	17	1-3	.333	1-2	.500	0-0	---	0	0	0	0	1-0	0	0	0	3	1.5
Brown	1-0	1	0-0	---	0-0	---	0-0	---	0	0	0	0	0-0	0	0	0	0	0.0
TRAIL BLAZERS	3	720	126-275	.458	41-113	.363	52-62	.839	32	108	140	78	71-1	20	45	11	345	115.0
KINGS	3	720	120-263	.456	36-105	.343	61-84	.726	29	103	132	65	60-0	18	36	13	337	112.3



CLYDE DREXLER

KINGS VS BLAZERS

DATE	W/L	H/A	SCORE	+/-	DATE	W/L	H/A	SCORE	+/-	DATE	W/L	H/A	SCORE	+/-
11/12/85	L	A	115-126	-11	11/9/96	W	H	103-102	+1	12/15/09	L	A	88-95	-7
1/25/86	L	H	125-129	-4	11/19/96	L	A	90-92OT	-2	3/9/10	L	A	81-88	-7
1/26/86	W	A	121-116	+5	12/21/96	W	H	101-99OT	+2	3/12/10	L	H	94-110	-16
3/23/86	L	A	102-112	-10	3/18/97	L	A	87-92	-5	4/3/10	L	H	87-98	-11
3/25/86	W	H	116-99	+17										
12/4/86	L	H	102-106	-2	12/16/97	W	H	94-87	+7	1/19/11	L	H	90-94OT	-4
1/4/87	L	A	111-128	-17	12/23/97	L	A	82-93	-11	1/24/11	W	A	96-81	+15
1/15/87	W	H	120-118	+2	3/27/98	L	H	73-90	-17	3/2/11	L	A	102-107	-5
1/23/87	L	A	89-109	-20	4/14/98	L	A	66-92	-26					
3/24/87	W	H	128-116	+12	3/3/99	L	H	93-97OT	-4	12/27/11	L	A	79-101	-22
11/24/87	L	A	94-98	-4	3/9/99	L	A	98-103	-5	1/23/12	L	A	89-101	-12
1/8/88	L	A	91-98	-7	3/18/99	L	H	78-88	-10	2/2/12	W	H	95-92	+3
2/11/88	W	A	123-113	+10	3/31/99	L	A	86-100	-14	4/15/12	W	H	104-103	+1
4/17/88	L	A	102-112	-10										
4/23/88	L	H	110-124	-14	12/11/99	L	H	96-101	-5	11/13/12	W	A	86-103	-17
11/5/88	L	A	103-121	-18	2/20/00	L	H	103-108OT	-5	12/8/12	W	A	99-80	+19
12/27/88	W	H	112-111	+1	3/14/00	L	A	91-96	-5	12/23/12	W	H	108-96	+12
1/6/89	L	A	142-147OT	-5	4/16/00	L	A	95-102	-7	12/26/12	L	A	91-109	-18
3/25/89	W	H	106-105	+1	11/6/00	W	H	79-75	+4	11/8/13	L	A	91-104	-13
4/18/89	W	H	120-118	+2	1/20/01	W	A	111-101	+10	11/9/13	L	H	85-96	-11
4/23/89	L	A	120-126OT	-6	2/15/01	L	A	81-105	-24	1/7/14	W	H	123-119	+4
					4/8/01	W	H	98-89	+9	4/9/14	L	A	99-100	-1
11/3/89	L	A	96-114	-18	11/21/01	W	H	95-83	+12	10/31/14	W	H	103-94	+9
1/6/90	L	A	121-124	-3	12/26/01	W	H	89-74	+15	1/19/15	L	A	94-98	-4
1/8/90	L	A	96-108	-12	1/22/02	L	A	110-116OT	-6	3/1/15	L	H	99-110	-11
4/21/90	L	H	110-118	-8	3/4/02	L	A	95-107	-12					
11/3/90	L	H	93-95OT	-2	10/31/02	W	H	100-72	+28	12/27/15	L	H	94-98	-4
12/13/90	W	A	100-88	+12	11/23/02	W	A	95-94	+1	12/6/16	L	A	97-112	-15
1/26/91	L	A	96-121	-25	12/28/02	L	H	113-119OT	-6	3/28/16	L	A	93-105	-12
2/6/91	W	H	97-93	+4	3/22/03	W	A	113-104	+9	4/5/16	L	H	107-115	-8
4/19/91	L	A	105-127	-22										
12/14/91	L	A	110-115	-5	11/13/03	L	A	110-112OT	-2	11/11/16	L	A	120-122OT	-2
2/2/92	L	A	107-147	-40	12/21/03	W	H	117-98	+19	12/20/16	W	H	126-121	+5
2/14/92	L	A	106-107	-1	1/20/04	L	H	104-109OT	-5	12/28/16	L	A	89-102	-13
3/6/92	L	A	106-114	-8	3/12/04	L	A	81-83	-2	11/17/17	W	H	86-82	+4
3/26/92	L	H	106-128	-22						11/18/17	L	A	90-102	-12
11/20/92	L	H	99-104	-5	1/18/05	W	H	113-107OT	+6	2/9/18	L	H	100-118	-18
11/29/92	L	A	99-107	-8	2/5/05	L	A	108-114	-6	2/27/18	L	A	99-116	-17
1/22/93	L	A	127-135	-8	3/22/05	W	H	112-93	+19	1/1/19	L	H	108-113OT	-5
3/25/93	L	H	111-113OT	-2	4/8/05	W	A	119-115	+4	1/14/19	W	H	115-107	+8
4/23/93	L	H	108-112	-4						4/10/19	L	A	131-136	-5
11/28/93	L	A	109-120	-11	12/26/05	L	H	92-105	-13	10/25/19	L	H	112-122	-10
2/1/94	W	H	102-97	+5	2/27/06	W	H	115-91	+24	11/12/29	W	H	107-99	+8
2/8/94	L	A	100-124	-24	3/29/06	W	A	106-90	+16	12/4/19	L	A	116-127	-11
3/22/94	L	A	94-96	-2						3/7/20	W	A	123-111	+12
3/25/94	L	A	91-100	-9	11/25/06	W	H	105-85	+20					
11/10/94	L	H	84-104	-20	1/6/07	L	H	105-110OT	-5	1/9/21	L	H	99-125	-26
12/11/94	W	A	88-93	-5	1/12/07	L	A	87-95	-8	1/13/21	L	H	126-132	-6
12/27/94	W	H	102-101	+1	3/3/07	W	A	104-96	+8	3/4/21	L	A	119-123	-4
1/17/95	W	H	95-88	+7										
1/22/95	L	A	87-103	-16	11/23/07	L	A	84-87	-3	10/20/21	W	A	124-121	+3
11/16/95	W	A	105-102	+3	2/19/08	W	A	105-94	+11	11/24/21	W	H	125-121	+4
1/18/96	W	H	105-100	+5	3/13/08	W	H	96-85	+11	1/9/22	L	A	88-103	-15
3/8/96	L	A	105-117	-12	4/11/08	W	H	103-86	+17					
3/22/96	W	H	80-78	+2	11/21/08	L	H	96-117	-21					
					11/24/08	L	A	90-91	-1					
					12/16/08	L	A	77-109	-32					

OVR HM RD

70-71	4-0	2-0	2-0
71-72	2-2	2-0	0-2
72-73	4-2	3-0	1-2
73-74	4-2	3-0	1-2
74-75	3-1	2-0	1-1
75-76	0-5	0-2	0-3
76-77	2-2	2-0	0-2
77-78	0-4	0-2	0-2
78-79	1-3	1-1	0-2
79-80	1-5	1-2	0-3
80-81	3-2	2-1	1-1
81-82	0-5	0-2	0-3
82-83	2-3	2-1	0-2
83-84	2-3	2-0	0-3
84-85	3-2	2-1	1-1
85-86	2-3	1-1	1-2
86-87	2-3	2-1	0-2
87-88	1-4	1-1	0-3
88-89	3-3	3-0	0-3
89-90	0-4	0-2	0-2
90-91	2-3	2-1	0-2
91-92	0-5	0-2	0-3
92-93	0-5	0-3	0-2
93-94	1-4	1-1	0-3
94-95	2-3	2-1	0-2
95-96	3-1	2-0	1-1
96-97	2-2	2-0	0-2
97-98	1-3	1-1	0-2
98-99	0-4	0-2	0-2
99-00	0-4	0-2	0-2
00-01	3-1	2-0	1-1
01-02	2-2	2-0	0-2
02-03	3-1	1-1	2-0
03-04	1-3	1-1	0-2
04-05	3-1	2-0	1-1
05-06	2-1	1-1	1-0
06-07	2-2	1-1	1-1
07-08	3-1	2-0	1-1
08-09	0-3	0-1	0-2
09-10	0-4	0-2	0-2
10-11	1-2	0-2	1-0
11-12	2-2	2-0	0-2
12-13	2-2	1-1	1-1
13-14	1-3	1-1	0-2
14-15	1-2	1-1	0-1
15-16	0-4	0-2	0-2
16-17	1-2	1-0	0-2
17-18	1-3	1-1	0-2
18-19	1-2	1-1	0-1
19-20	2-2	1-1	1-1
20-21	0-3	0-2	0-1
21-22	2-1	1-0	1-1

SAN ANTONIO SPURS



One AT&T Center, San Antonio, TX 78219
Phone: (210) 444-5500
Website: Spurs.com
Twitter/Instagram: @spurs

COLORS:



Spurs
Black



Spurs
Silver

HOME COURT (CAPACITY):

AT&T Center (18,418) - opened 2002

FOUNDED: 1967-68, Dallas Chaparrals;
 1970-71, Texas Chaparrals; 1971-72, Dallas
 Chaparrals; 1973-74, San Antonio Spurs,
 Former member of ABA

PRESIDENT OF BASKETBALL OPERATIONS/HEAD

COACH: Gregg Popovich (College - Air Force Academy)

ASSISTANT COACHES:

Becky Hammon (College - Colorado State)
 Will Hardy (College - Williams)
 Mitch Johnson (College - Stanford)
 Chip Engelland (College - Duke)
 Darius Songaila (College - Wake Forest)

HEAD ATHLETIC TRAINER:

Will Sevensing (College - Wisconsin-LaCrosse)

CHAIRMAN: Peter J. Holt

PRESIDENT & CEO: R.C. Buford

GENERAL MANAGER: Brian Wright

VICE PRESIDENT OF BASKETBALL OPERATIONS:

Brent Barry

VICE PRESIDENT, BASKETBALL COMMUNICATIONS:

Tom James

BASKETBALL COMMUNICATIONS DIRECTOR:

Jordan Howenstine BASKETBALL COMMUNICATIONS

MANAGER: Kris Davis

BASKETBALL COMMUNICATIONS ASSISTANT:

Heather Ward

RADIO: WOAI (1200 AM), Bill Schoening

SPANISH RADIO: KXTN (95.1 FM), Paul Castro

TV: KENS (Ch. 5), KMYS (Ch. 35), FOX Sports

Southwest (cable, Ch. 26), Bill Land, Sean Elliott,

NBA TITLES WON: 5, 1998-99, 2002-03, 2004-05,
 2006-07, 2013-14

ALL-TIME NBA REGULAR SEASON RECORD:
 2261-1442 (.611)

2021-22 RECORD: 34-48 (4th in Southwest)

2021-22 PLAYOFF RESULTS: Did not qualify

ALL-TIME SERIES (47 YEARS)

	OVERALL	HOME	ROAD
Sac-Era	46-97	28-43	18-54
All-Time	62-125	39-54	23-71

CURRENT STREAKS

	OVERALL	HOME	ROAD
Kings	W2	W1	W1

2022-23 SERIES SCHEDULE

DATE	SITE	TIME (PT)
11/17	Golden 1 Center	5:30 p.m.
1/15	AT&T Center	4:00 p.m.
4/2	AT&T Center	5:00 p.m.

2021-22 VS. SPURS (2-1)

DATE	SITE	RESULT
11/10	AT&T Center	L, 117-136
12/19	Golden 1 Center	W, 121-114
3/3	AT&T Center	W, 115-112

SERIES FACTS

Last Home Win: 12/19/21 (121-114)
 Last Road Win: 3/3/22 (115-112)
 Last Home Loss: 5/7/21 (104-113)
 Last Road Loss: 11/10/21 (117-136)
 Biggest Win: 28 (130-102) vs. SA, 10/29/76
 Biggest Loss: 42 (67-109) @ SA, 1/10/98

2021-2022 SEASON SERIES (2-1) SACRAMENTO KINGS VS. SAN ANTONIO

PLAYER	G-GS	MIN	FG-FGA	PCT	3FG-A	PCT	FT-FTA	PCT	OFF	DEF	TOT	AST	PF-DQ	STL	TO	BLK	PTS	AVG
Fox	2-2	74	24-44	.545	4-10	.400	11-13	.846	0	8	8	15	4-0	4	4	4	63	31.5
Haliburton	1-1	37	12-19	.632	3-5	.600	0-0	---	1	3	4	11	5-0	2	3	0	27	27.0
Hield	2-2	74	15-32	.469	9-18	.500	2-2	1.000	1	3	4	6	6-0	2	2	0	41	20.5
Sabonis (TOT)	2-2	63	16-23	.696	0-2	.000	4-4	1.000	5	20	25	12	8-1	1	5	0	36	18.0
Sabonis (SAC)	1-1	28	5-8	.625	0-0	---	2-2	1.000	1	11	12	6	6-1	0	4	0	12	12.0
Barnes	3-3	110	13-28	.464	6-12	.500	18-22	.818	4	15	19	6	3-0	2	5	2	50	16.7
Holiday (TOT)	2-1	52	11-25	.440	7-19	.368	0-0	---	1	3	4	4	0-0	2	2	0	29	14.5
Holiday (SAC)	1-1	26	5-17	.294	2-12	.167	0-0	---	1	3	4	0	0-0	0	0	0	12	12.0
Jones	3-0	48	15-21	.714	2-2	1.000	3-3	1.000	6	10	16	4	4-0	0	2	2	35	11.7
DiVincenzo (TOT)	1-0	29	3-9	.333	2-6	.333	3-4	.750	2	4	6	3	1-0	2	2	0	11	11.0
DiVincenzo (SAC)	1-0	29	3-9	.333	2-6	.333	3-4	.750	2	4	6	3	1-0	2	2	0	11	11.0
Mitchell	2-0	50	9-20	.450	1-8	.125	2-2	1.000	0	4	4	7	4-0	1	5	0	21	10.5
Lyles (TOT)	1-1	20	2-5	.400	0-1	.000	5-5	1.000	2	2	4	2	2-0	0	0	0	9	9.0
Lyles (SAC)	1-1	20	2-5	.400	0-1	.000	5-5	1.000	2	2	4	2	2-0	0	0	0	9	9.0
Len	1-0	15	3-4	.750	0-0	---	2-2	1.000	3	3	6	1	3-0	0	1	1	8	8.0
Metu	3-1	57	7-18	.389	3-10	.300	5-6	.833	1	13	14	3	5-0	4	2	0	22	7.3
Ramsey	2-0	30	6-9	.667	2-3	.667	0-2	.000	0	1	1	1	3-0	1	1	1	14	7.0
Holmes	1-1	19	3-4	.750	0-0	---	0-0	---	3	9	12	0	2-0	0	2	0	6	6.0
Thompson	2-1	35	5-12	.417	0-0	---	2-2	1.000	6	7	13	2	4-0	0	5	1	12	6.0
Harkless	2-1	56	5-8	.625	0-2	.000	0-1	.000	0	3	3	2	5-0	3	1	0	10	5.0
Lamb (TOT)	1-0	9	0-6	.000	0-3	.000	0-0	---	0	2	2	0	0-0	0	0	0	0	0.0
Lamb (SAC)	1-0	9	0-6	.000	0-3	.000	0-0	---	0	2	2	0	0-0	0	0	0	0	0.0
Robinson	1-0	3	0-3	.000	0-1	.000	0-0	---	0	1	1	0	1-0	0	0	0	0	0.0
KINGS	3	720	132-267	.494	34-93	.366	55-66	.833	31	102	133	69	58-1	21	41	11	353	117.7
SPURS	3	720	140-276	.507	42-89	.472	40-60	.667	31	96	127	86	52-0	27	33	15	362	120.7

2021-2022 SEASON SERIES (1-2) SAN ANTONIO SPURS VS. SACRAMENTO

PLAYER	G-GS	MIN	FG-FGA	PCT	3FG-A	PCT	FT-FTA	PCT	OFF	DEF	TOT	AST	PF-DQ	STL	TO	BLK	PTS	AVG
Murray	3-3	102	34-60	.567	4-9	.444	8-10	.800	1	24	25	23	6-0	5	8	0	80	26.7
Walker	3-0	78	25-47	.532	10-20	.500	4-6	.667	2	4	6	7	4-0	1	1	1	64	21.3
Young	1-0	24	7-10	.700	0-0	---	3-6	.500	3	1	4	8	1-0	2	1	0	17	17.0
Forbes	2-0	39	13-23	.565	7-13	.538	0-0	---	0	3	3	1	2-0	1	3	1	33	16.5
Vassell	3-2	82	15-26	.577	10-19	.526	0-0	---	0	11	11	3	9-0	1	3	3	40	13.3
McDermott	2-2	46	7-17	.412	4-8	.500	3-4	.750	0	3	3	3	3-0	0	1	0	21	10.5
Eubanks	2-1	28	5-7	.714	0-0	---	10-13	.769	6	2	8	2	0-0	1	5	1	20	10.0
Poeltl	2-2	67	10-24	.417	0-0	---	0-0	---	7	8	15	7	7-0	3	1	3	20	10.0
K. Johnson	3-3	79	9-27	.333	3-9	.333	5-10	.500	6	18	24	6	4-0	6	3	1	26	8.7
Landale	1-0	11	1-2	.500	1-1	1.000	4-4	1.000	1	1	2	0	1-0	1	1	0	7	7.0
Richardson (TOT)	2-0	28	6-12	.500	2-6	.333	0-0	---	1	7	8	3	3-0	0	2	1	14	7.0
Richardson (SA)	1-0	6	0-3	.000	0-2	.000	0-0	---	0	0	0	2	1-0	0	0	0	0	0.0
Collins	1-0	15	2-2	1.000	0-0	---	0-0	---	1	4	5	3	2-0	0	1	0	4	4.0
Bates-Diop	2-0	28	3-5	.600	1-1	1.000	0-0	---	1	7	8	3	4-0	2	1	2	7	3.5
White	2-2	54	3-14	.214	0-5	.000	1-1	1.000	2	3	5	8	3-0	3	2	2	7	3.5
Langford (TOT)	1-0	9	1-3	.333	1-1	1.000	0-0	---	0	1	1	1	0-0	0	0	0	3	3.0
Primo	2-0	23	2-3	.667	1-1	1.000	1-2	.500	1	4	5	2	1-0	0	0	1	6	3.0
Wieskamp	1-0	3	1-1	1.000	1-1	1.000	0-0	---	0	0	0	0	0-0	0	0	0	3	3.0
Jones	3-0	36	3-5	.600	0-0	---	1-4	.250	0	3	3	8	4-0	1	2	0	7	2.3
SPURS	3	720	140-276	.507	42-89	.472	40-60	.667	31	96	127	86	52-0	27	33	15	362	120.7
KINGS	3	720	132-267	.494	34-93	.366	55-66	.833	31	102	133	69	58-1	21	41	11	353	117.7



DAVID ROBINSON

KINGS VS SPURS

DATE	W/L	H/A	SCORE	+/-	DATE	W/L	H/A	SCORE	+/-	DATE	W/L	H/A	SCORE	+/-
11/19/85	W	A	103-99	+4	1/17/97	L	A	76-96	-20	10/31/09	L	A	94-113	-19
1/2/86	W	H	114-106	+8	2/3/97	W	A	85-79	+6	12/9/09	L	A	106-118	-12
2/16/86	L	A	94-113	-19	3/21/97	W	H	114-110 ^{OT}	+4	2/3/10	L	H	113-115	-2
2/20/86	W	H	107-105	+2	4/14/97	W	H	120-106	+14	4/6/10	L	H	86-95	-9
3/11/86	W	H	132-120	+12										
4/1/86	W	A	109-99	+10	1/10/98	L	A	67-109	-42	2/4/11	L	H	100-113	-13
					2/1/98	L	H	97-103	-6	3/11/11	L	A	103-108	-5
1/29/87	L	H	107-113	-6	3/2/98	L	H	95-116	-21	4/6/11	L	A	92-124	-32
2/24/87	W	A	112-106	+6	3/12/98	L	A	86-97	-11					
3/6/87	L	A	119-130	-11						1/20/12	W	A	88-86	+2
3/17/87	L	H	106-108	-2	2/5/99	L	A	83-101	-18	3/28/12	L	H	112-117	-5
4/8/87	W	A	111-110	+1	3/16/99	L	H	109-121	-12	4/18/12	L	H	102-127	-25
4/13/87	W	H	123-118	+5	4/27/99	W	H	104-100 ^{OT}	+4					
										11/9/12	L	H	86-97	-11
12/22/87	W	H	120-96	+24	1/13/00	W	H	107-103	+4	2/19/13	L	H	102-108	-6
12/30/87	L	A	108-140	-32	3/4/00	W	A	108-103 ^{OT}	+5	3/1/13	L	A	102-130	-28
1/7/88	L	H	119-124	-5	4/5/00	W	A	108-98	+10	4/12/13	L	A	101-108	-7
3/4/88	W	A	134-132	+2	4/11/00	L	H	92-98 ^{OT}	-6					
4/6/88	W	H	115-109	+6						12/29/13	L	A	104-112	-8
4/15/88	L	A	112-116	-4	11/29/00	L	A	79-82	-3	2/1/14	L	A	93-95	-2
					12/5/00	W	H	81-75	+6	3/21/14	L	H	79-99	-20
12/13/88	W	H	108-89	+19	1/25/01	L	H	91-97	-6					
12/21/88	L	A	107-125	-18	4/12/01	W	A	107-105 ^{OT}	+2	11/15/14	W	H	94-91	+3
2/7/89	W	H	114-99	+15						11/28/14	L	A	104-112	-8
4/6/89	L	A	116-122	-6	11/4/01	W	H	103-83	+20	2/27/15	L	H	96-107	-11
					11/30/01	W	A	109-106 ^{OT}	+3	3/4/15	L	A	85-112	-27
12/20/89	L	A	100-103	-3	2/12/02	L	A	99-86	+13					
2/26/90	L	H	96-105	-9	2/21/02	L	A	92-115	-23	11/9/15	L	H	88-106	-18
4/7/90	L	H	93-111	-18	12/8/02	W	A	104-80	+24	2/24/16	L	H	92-108	-16
4/14/90	L	A	94-105	-11	12/19/02	L	H	81-83	-2	3/5/16	L	A	94-104	-10
					2/16/03	L	H	101-104	-3					
11/15/90	L	H	93-122	-29	3/1/03	L	A	100-108	-8	10/27/16	L	H	94-102	-8
12/28/90	L	A	88-104	-16						11/16/16	L	H	105-110	-5
3/16/91	W	H	92-85	+7	1/29/04	W	A	96-91	+5	3/8/17	L	A	104-114	-10
3/19/91	L	A	101-104	-3	2/6/04	L	H	94-102	-8	3/19/17	L	A	102-118	-16
					3/14/04	W	H	101-87	+14					
12/3/91	W	H	99-94	+5	3/31/04	L	A	89-107	-18	12/23/17	L	H	99-108	-9
12/23/91	L	A	90-101	-11						1/8/18	L	H	100-107	-7
2/16/92	L	H	106-112	-6	11/3/04	L	A	85-101	-16	1/28/18	L	A	98-113	-15
3/18/92	L	A	89-118	-29	1/2/05	W	H	86-81	+5	4/9/18	L	A	85-98	-13
					1/23/05	L	H	73-103	-30					
11/6/92	W	H	114-106	+8	1/27/05	L	A	80-90	-10	11/12/18	W	H	104-99	+5
1/30/93	L	A	124-129	-5						2/4/19	W	H	127-112	+15
4/13/93	L	H	100-110	-10	11/21/05	L	H	93-96	-3	3/31/19	W	A	113-106	+7
4/16/93	W	A	100-93	+7	12/17/05	L	A	89-90	-1					
					4/5/06	W	A	97-87	+10	12/6/19	L	A	104-105 ^{OT}	-1
11/12/93	W	H	93-91	+2						2/8/20	W	H	122-102	+20
1/25/94	L	A	91-107	-16	11/19/06	L	H	99-108	-9	7/31/20	L	A	120-129	-9
3/19/94	L	A	100-107	-7	12/2/06	L	A	98-100	-2					
3/24/94	L	H	91-107	-16	3/8/07	L	H	93-100	-7	3/29/21	W	A	132-115	+17
					4/11/07	L	A	100-109	-9	3/31/21	L	A	106-120	-14
1/31/95	L	H	96-97	-1						5/7/21	L	H	104-113	-9
2/4/95	L	A	96-97	-1	11/2/07	L	A	80-96	-16					
4/6/95	L	H	94-96	-2	11/26/07	W	H	112-99	+13	11/10/21	L	A	117-136	-19
4/14/95	L	A	88-98	-10	3/21/08	L	A	89-102	-13	12/19/21	W	H	121-114	+7
					4/14/08	L	H	98-101	-3	3/3/22	W	A	115-112	+3
12/16/95	L	A	106-122	-16										
12/26/95	W	H	115-98	+17	11/16/08	L	H	88-90	-2					
2/23/96	L	H	105-112	-7	12/22/08	L	A	85-101	-16					
4/3/96	L	A	96-117	-21	4/12/09	L	H	92-95	-3					

	OVR	HM	RD
76-77	1-3	1-1	0-2
77-78	0-4	0-2	0-2
78-79	1-3	1-1	0-2
79-80	1-1	1-0	0-1
80-81	2-4	1-2	1-2
81-82	1-5	1-2	0-3
82-83	3-3	1-2	2-1
83-84	5-1	3-0	2-1
84-85	2-4	2-1	0-3
85-86	5-1	3-0	2-1
86-87	3-3	1-2	2-1
87-88	3-3	2-1	1-2
88-89	2-2	2-0	0-2
89-90	0-4	0-2	0-2
90-91	1-3	1-1	0-2
91-92	1-3	1-1	0-2
92-93	2-2	1-1	1-1
93-94	1-3	1-1	0-2
94-95	0-4	0-2	0-2
95-96	1-3	1-1	0-2
96-97	3-1	2-0	1-1
97-98	0-4	0-2	0-2
98-99	1-2	1-1	0-1
99-00	3-1	1-1	2-0
00-01	2-2	1-1	1-1
01-02	3-1	2-0	1-1
02-03	1-3	0-2	1-1
03-04	2-2	1-1	1-1
04-05	1-3	1-1	0-2
05-06	1-2	0-1	1-1
06-07	0-4	0-2	0-2
07-08	1-3	1-1	0-2
08-09	0-3	0-2	0-1
09-10	0-4	0-2	0-2
10-11	0-3	0-1	0-2
11-12	1-2	0-2	1-0
12-13	0-4	0-2	0-2
13-14	0-3	0-1	0-2
14-15	1-3	1-1	0-2
15-16	0-3	0-2	0-1
16-17	0-4	0-2	0-2
17-18	0-4	0-2	0-2
18-19	3-0	2-0	1-0
19-20	1-2	1-0	0-2
20-21	1-2	0-1	1-1
21-22	2-1	1-0	1-1

TORONTO RAPTORS



Scotiabank Arena, 40 Bay Street
Toronto, Ontario, Canada M5J 2X2
PF Address: OVO Athletic Centre, 30
British Columbia Road, Toronto, Ontario,
Canada M6K 3C3
Phone: (416) 815-5600
Website: Raptors.com
Twitter/Instagram: @raptors

COLORS:



HOME COURT (CAPACITY):

Scotiabank Arena (19,800) - opened 1999

FOUNDED: 1995-96 expansion team,
Toronto Raptors

HEAD COACH: Nick Nurse (College - Northern Iowa)

ASSISTANT COACHES:

Adrian Griffin (College - Seton Hall)
Trevor Gleeson (College - Emmanuel College (AUS))
Earl Watson (College - UCLA)
Jim Sann (College - Colorado)
Nathaniel Mitchell (College - Cumberlands)
Jon Goodwillie (College - Brock)
John Corbacio (College -)
Rico Hines (College - UCLA)

VICE PRESIDENT, PLAYER HEALTH & PERFORMANCE:

Alex McKechnie (Leeds School of Physiotherapy)

HEAD ATHLETIC TRAINER:

Scott McCullough (College - Toronto)

STRENGTH AND CONDITIONING COACH:

Jon Lee (College - University of British Columbia)

CHAIRMAN OF THE BOARD & CHAIRMAN, NBA BOARD

OF GOVERNORS: Lawrence M. Tanenbaum, O.C.

VICE-CHAIRMAN & PRESIDENT: Masai Ujiri

GENERAL MANAGER: Bobby Webster

DIRECTOR, COMMUNICATIONS: Jennifer Quinn

SENIOR MANAGER, BASKETBALL COMMUNICATIONS:

Phil Summers

MANAGER, COMMUNICATIONS: Josh Su

COORDINATOR, COMMUNICATIONS: Justine Jones

RADIO: TSN Radio 1050 (AM 1050), Sportsnet 590 (AM 590), Paul Jones, Eric Smith, Jevohn Shepherd

TV: TSN, Sportsnet, Matt Devlin, Alvin Williams, Jack Armstrong, Amy Audibert, Kayla Grey

NBA TITLES WON: 1, 2018-19

ALL-TIME NBA REGULAR SEASON RECORD:

1030-1116 (.480)

2021-22 RECORD: 48-34 (3rd in Atlantic)

2021-22 PLAYOFF RESULTS: Lost 2-4 to Philadelphia in the First Round

ALL-TIME SERIES (28 YEARS)

	OVERALL	HOME	ROAD
Sac-Era	27-24	17-8	10-16
All-Time	27-24	17-8	10-16

CURRENT STREAKS

	OVERALL	HOME	ROAD
Kings	L2	L5	L1

2022-23 SERIES SCHEDULE

DATE	SITE	TIME (PT)
12/14	Scotiabank Arena	4:30 p.m.
1/25	Golden 1 Center	7:00 p.m.

2021-22 VS. RAPTORS (-0-2)

DATE	SITE	RESULT
11/19	Golden 1 Center	L, 89-108.
12/13	Scotiabank Arena	L, 101-124

SERIES FACTS

Last Home Win: 11/20/16 (102-99)
Last Road Win: 1/29/21 (126-124)
Last Home Loss: 11/19/21 (89-108)
Last Road Loss: 12/13/21 (101-124)
Biggest Win: 35 (119-84) vs. Tor., 3/14/03
Biggest Loss: 25 (91-116) @ Tor., 1/16/08

2021-2022 SEASON SERIES (0-2) SACRAMENTO KINGS VS. TORONTO

PLAYER	G-GS	MIN	FG-FGA	PCT	3FG-A	PCT	FT-FTA	PCT	OFF	DEF	TOT	AST	PF-DQ	STL	TO	BLK	PTS	AVG
Fox	2-2	59	19-33	.576	1-6	.167	7-10	.700	1	2	3	6	3-0	4	4	0	46	23.0
Hield	2-0	52	8-26	.308	7-23	.304	1-2	.500	2	0	2	5	3-0	1	3	0	24	12.0
Len	1-1	22	4-8	.500	0-0	---	4-6	.667	8	0	8	0	3-0	0	3	0	12	12.0
Barnes	2-2	48	4-18	.222	1-7	.143	8-8	1.000	0	5	5	5	4-0	1	5	0	17	8.5
Bagley	2-0	43	6-16	.375	1-7	.143	3-7	.429	4	13	17	1	3-0	0	0	1	16	8.0
Davis	2-0	33	6-12	.500	2-7	.286	0-1	.000	1	6	7	2	2-0	1	4	1	14	7.0
Metu	2-2	47	6-18	.333	2-6	.333	0-0	---	2	13	15	1	3-0	1	4	2	14	7.0
Mitchell	2-0	52	5-17	.294	3-8	.375	0-2	.000	2	7	9	10	4-0	0	2	0	13	6.5
Holmes	1-1	22	2-5	.400	0-0	---	2-2	1.000	0	3	3	1	2-0	0	0	0	6	6.0
Haliburton	2-2	46	4-7	.571	3-5	.600	0-0	---	1	5	6	4	3-0	4	2	3	11	5.5
Thompson	2-0	22	4-7	.571	0-0	---	3-6	.500	3	4	7	0	3-0	1	2	0	11	5.5
Jones	2-0	26	2-8	.250	0-1	.000	2-2	1.000	6	5	11	0	1-0	0	1	1	6	3.0
King	1-0	3	0-1	.000	0-0	---	0-0	---	0	0	0	0	0-0	0	0	0	0	0.0
Ramsey	1-0	3	0-2	.000	0-1	.000	0-0	---	0	0	0	1	0-0	0	0	0	0	0.0
Woodard	1-0	3	0-0	---	0-0	---	0-0	---	0	0	0	0	0-0	0	0	0	0	0.0
KINGS	2	480	70-178	.393	20-71	.282	30-46	.652	30	63	93	36	34-0	13	32	8	190	95.0
RAPTORS	2	480	91-182	.500	23-62	.371	27-34	.794	21	78	99	48	43-0	19	27	17	232	116.0

2021-2022 SEASON SERIES (2-0) TORONTO RAPTORS VS. SACRAMENTO

PLAYER	G-GS	MIN	FG-FGA	PCT	3FG-A	PCT	FT-FTA	PCT	OFF	DEF	TOT	AST	PF-DQ	STL	TO	BLK	PTS	AVG
Siakam	2-2	60	18-27	.667	3-6	.500	9-11	.818	2	14	16	5	4-0	1	5	3	48	24.0
Trent	2-2	67	13-28	.464	5-15	.333	2-2	1.000	0	6	6	5	5-0	3	2	1	33	16.5
Boucher	2-1	46	10-20	.500	3-8	.375	4-5	.800	3	14	17	2	5-0	1	3	3	27	13.5
VanVleet	2-2	58	10-26	.385	4-14	.286	1-1	1.000	2	4	6	11	5-0	4	9	0	25	12.5
Watanabe	1-0	26	5-8	.625	2-4	.500	0-0	---	1	10	11	2	1-0	0	0	0	12	12.0
Birch	1-1	23	4-7	.571	0-1	.000	2-4	.500	4	5	9	1	2-0	4	0	2	10	10.0
Mykhailiuk	2-0	40	7-14	.500	3-7	.429	2-3	.667	1	6	7	3	6-0	1	2	1	19	9.5
Barnes	2-2	65	7-22	.318	1-2	.500	3-4	.750	1	9	10	8	6-0	1	0	6	18	9.0
Flynn	2-0	18	6-8	.750	2-3	.667	0-0	---	0	1	1	2	1-0	2	0	0	14	7.0
Achiuwa	1-0	25	3-5	.600	0-0	---	0-0	---	1	4	5	2	1-0	0	1	0	6	6.0
Champagnie	2-0	28	4-9	.444	0-2	.000	2-2	1.000	2	2	4	0	4-0	2	0	1	10	5.0
Banton	2-0	20	3-5	.600	0-0	---	2-2	1.000	2	3	5	7	3-0	0	0	0	8	4.0
Bonga	1-0	5	1-3	.333	0-0	---	0-0	---	2	0	2	0	0-0	0	0	0	2	2.0
RAPTORS	2	480	91-182	.500	23-62	.371	27-34	.794	21	78	99	48	43-0	19	27	17	232	116.0
KINGS	2	480	70-178	.393	20-71	.282	30-46	.652	30	63	93	36	34-0	13	32	8	190	95.0



VINCE CARTER

KINGS VS RAPTORS

DATE	W/L	H/A	SCORE	+/-
11/8/95	W	A	109-90	+19
1/30/96	W	H	102-75	+27
11/26/96	W	A	98-87	+11
3/13/97	L	H	96-103	-7
1/21/98	L	A	98-99	-1
1/30/98	W	H	123-97	+26
1/6/00	L	A	89-101	-12
3/10/00	W	H	103-88	+15
2/23/01	W	A	119-118 ^{3OT}	+1
3/6/01	W	H	98-91	+7
11/13/01	W	H	95-86	+9
3/17/02	W	A	116-113	+3
1/26/03	L	A	97-101	-4
3/14/03	W	H	119-84	+35
11/14/03	W	H	94-64	+30
2/22/04	W	A	96-81	+15
11/9/04	W	H	108-92	+16
1/5/05	L	A	93-96	-3
11/25/06	W	H	106-104	+2
1/29/06	L	A	123-124 ^{OT}	-1
11/12/06	W	H	107-92	+15
1/17/07	L	A	85-101	-16
1/16/08	L	A	91-116	-25
3/16/08	W	H	106-100	+6
12/26/08	L	H	101-107	-6
1/25/09	L	A	97-113	-16

DATE	W/L	H/A	SCORE	+/-
2/7/10	L	A	104-115	-11
3/10/10	W	H	113-90	+23
11/1/10	W	H	111-108	+3
1/9/11	L	A	112-118	-6
1/11/12	W	A	98-91	+7
12/5/12	W	H	107-100	+7
1/4/13	W	A	105-96	+9
2/5/14	W	H	109-101	+8
3/7/14	L	A	87-99	-12
12/2/14	L	H	109-117	-8
1/28/15	L	A	102-119	-17
11/15/15	W	H	107-101	+6
12/20/15	W	A	104-94	+10
11/16/16	W	A	96-91	+5
11/20/16	W	H	102-99	+3
12/10/17	L	H	87-102	-15
12/17/17	L	A	93-108	-15
11/7/18	L	H	105-114	-9
1/22/19	L	A	105-120	-15
11/6/19	L	A	120-124	-4
3/8/20	L	H	113-118	-5
1/8/21	L	H	123-144	-21
1/29/21	W	A	126-124	+2
11/19/21	L	H	89-108	-19
12/13/21	L	A	101-124	-23


	OVR	HM	RD
95-96	2-0	1-0	1-0
96-97	1-1	0-1	1-0
97-98	1-1	1-0	0-1
98-99	0-0	0-0	0-0
99-00	1-1	1-0	0-1
00-01	2-0	1-0	1-0
01-02	2-0	1-0	1-0
02-03	1-1	1-0	0-1
03-04	2-0	1-0	1-0
04-05	1-1	1-0	0-1
05-06	1-1	1-0	0-1
06-07	1-1	1-0	0-1
07-08	1-1	1-0	0-1
08-09	0-2	0-1	0-1
09-10	1-1	1-0	0-1
10-11	1-1	1-0	0-1
11-12	1-0	0-0	1-0
12-13	2-0	1-0	1-0
13-14	1-1	1-0	0-1
14-15	0-2	0-1	0-1
15-16	2-0	1-0	1-0
16-17	2-0	1-0	1-0
17-18	0-2	0-1	0-1
18-19	0-2	0-1	0-1
19-20	0-2	0-1	0-1
20-21	1-1	0-1	1-0
21-22	0-2	0-1	0-1

UTAH JAZZ



140 S. 500 W, Salt Lake City, UT 84115
Phone: (801) 325-2500
Website: Utahjazz.com
Twitter/Instagram: @Utahjazz;
PR Twitter: @UtahJazzPR

COLORS:



HOME COURT (CAPACITY):

Vivint Smart Home Arena (18,306) -
 opened 1991

FOUNDED: 1974-75, New Orleans Jazz;
 1979-80, Utah Jazz

HEAD COACH: Quin Snyder (College - Duke)

ASSISTANT COACHES:

Alex Jensen (College - Utah)
 Dell Demps (College - U. of Pacific)
 Vince Legarza (College - Miami (OH))
 Lamar Skeeter

ASSISTANT COACH/DIRECTOR OF INTERGRATED

PLAYER DEVELOPMENT: Jeff Watkinson (North
 Carolina State)

ASSISTANT COACH/PLAYER DEVELOPMENT:

Bryan Bailey
 Keyon Dooling

ASSISTANT COACH/BASKETBALL STRATEGY:

Sergi Oliva

ASSISTANT COACH/BASKETBALL OPERATIONS:

Mike Wells (College - Mt. Vernon Nazarene)

DIRECTOR OF MEDICAL TRAINING/HEAD ATHLETIC

TRAINER: Eric Waters (College - Iowa)

DIRECTOR OF SPORTS SCIENCE:

Barnett Frank (College - North Carolina)

STRENGTH & CONDITIONING COACH:

Isaiah Wright (College -Utah)

OWNER: Ryan Smith

GENERAL MANAGER:

Justin Zanik

VICE PRESIDENT OF BASKETBALL STRATEGY:

Steven Schwartz

CHIEF COMMUNICATIONS OFFICER:

Frank Zang

SR. VICE PRESIDENT OF COMMUNICATIONS:

Derek

DIRECTOR OF COMMUNICATIONS:

Madeline Wehle-Crandall

MANAGER OF COMMUNICATIONS:

Danny Franks

MANAGER OF COMMUNICATIONS:

Olivia Hill

RADIO:

KZNS (1280 AM/97.5 FM), David Locke, Ron

Boone

TV:

AT&T SportsNet, Craig Bolerjack, Thurl Bailey,

Holly Rowe

NBA TITLES WON: None

ALL-TIME NBA REGULAR SEASON RECORD:

2109-1759 (.545)

2021-22 RECORD: 49-33 (1st in Northwest)

2021-22 PLAYOFF RESULTS: Lost 2-4 to Dallas in
 the First Round

ALL-TIME SERIES (49 YEARS)

	OVERALL	HOME	ROAD
Sac-Era	51-94	31-42	20-52
All-Time	84-117	56-45	28-72

CURRENT STREAKS

	OVERALL	HOME	ROAD
Kings	L8	L4	L6

2022-23 SERIES SCHEDULE

DATE	SITE	TIME (PT)
12/30	Golden 1 Center	7:00 p.m.
1/3	Vivint Smart Home Arena	6:00 p.m.
3/20	Vivint Smart Home Arena	6:00 p.m.
3/25	Golden 1 Center	7:00 p.m.

2021-22 VS. JAZZ (0-4)

DATE	SITE	RESULT
10/22	Golden 1 Center	L, 101-110
11/2	Vivint Smart Home Arena	L, 113-119
11/20	Golden 1 Center	L, 105-123
3/12	Vivint Smart Home Arena	L, 125-134

SERIES FACTS

Last Home Win: 11/1/19 (102-101)
 Last Road Win: 11/21/18 (119-110)
 Last Home Loss: 11/20/21 (105-123)
 Last Road Loss: 3/12/22 (125-134)
 Biggest Win: 36 (119-83) vs. Utah, 11/15/05
 Biggest Loss: 49 (105-154) vs. Utah, 4/28/21

2021-2022 SEASON SERIES (0-4) SACRAMENTO KINGS VS. UTAH

PLAYER	G-GS	MIN	FG-FGA	PCT	3FG-A	PCT	FT-FTA	PCT	OFF	DEF	TOT	AST	PF-DQ	STL	TO	BLK	PTS	AVG
Sabonis (TOT)	2-2	69	20-32	.625	3-5	.600	5-8	.625	4	9	13	8	8-1	2	5	2	48	24.0
Barnes	4-4	143	30-59	.508	7-19	.368	17-23	.739	8	25	33	9	5-0	4	8	1	84	21.0
Fox	4-4	145	29-83	.349	6-23	.261	15-20	.750	3	6	9	28	12-1	10	9	3	79	19.8
Hield	3-0	87	21-44	.477	14-30	.467	3-3	1.000	3	12	15	7	7-0	1	6	0	59	19.7
Haliburton	3-3	104	20-41	.488	3-10	.300	3-5	.600	1	7	8	11	5-0	8	5	3	46	15.3
Lyles (TOT)	3-1	77	16-34	.471	6-15	.400	5-6	.833	9	7	16	8	7-0	1	5	1	43	14.3
Lyles (SAC)	1-1	24	5-9	.556	1-3	.333	2-2	1.000	3	2	5	1	1-0	0	2	0	13	13.0
Holmes	4-3	104	20-33	.606	0-0	---	5-6	.833	11	22	33	7	14-1	1	4	5	45	11.3
Mitchell	4-0	98	16-43	.372	5-20	.250	4-10	.400	1	8	9	10	6-0	4	4	1	41	10.3
Metu	2-1	45	7-18	.389	1-8	.125	4-5	.800	0	8	8	5	5-0	2	0	1	19	9.5
Holiday (TOT)	3-3	67	7-15	.467	7-14	.500	3-4	.750	0	8	8	1	5-0	1	0	0	24	8.0
Holiday (SAC)	1-1	9	1-1	1.000	1-1	1.000	0-0	---	0	0	0	0	1-0	0	0	0	3	3.0
Jackson (TOT)	2-0	39	7-13	.538	1-4	.250	0-0	---	2	8	10	2	1-0	0	2	0	15	7.5
Davis	1-1	20	3-8	.375	0-4	.000	0-0	---	1	2	3	0	5-0	1	1	0	6	6.0
Lamb (TOT)	3-0	39	5-11	.455	1-5	.200	6-7	.857	1	3	4	3	3-0	1	1	3	17	5.7
Lamb (SAC)	1-0	13	3-6	.500	1-2	.500	1-1	1.000	1	1	2	1	0-0	0	1	1	8	8.0
Len	3-0	50	5-13	.385	1-3	.333	6-8	.750	3	13	16	4	9-0	1	0	3	17	5.7
Harkless	3-1	57	5-9	.556	2-5	.400	1-2	.500	0	6	6	2	2-0	4	0	2	13	4.3
DiVincenzo (TOT)	1-0	17	1-4	.250	1-3	.333	0-0	---	1	2	3	3	3-0	0	0	0	3	3.0
DiVincenzo (SAC)	1-0	17	1-4	.250	1-3	.333	0-0	---	1	2	3	3	3-0	0	0	0	3	3.0
Jones	2-1	27	2-2	1.000	0-0	---	2-2	1.000	0	2	2	3	4-0	1	0	1	6	3.0
Bagley	1-0	10	1-2	.500	0-0	---	0-0	---	0	4	4	0	1-0	0	1	0	2	2.0
Ramsey	1-0	2	0-0	---	0-0	---	0-0	---	0	0	0	0	0-0	0	0	0	0	0.0
Thompson	1-0	4	0-2	.000	0-0	---	0-0	---	2	0	2	0	0-0	0	0	0	0	0.0
KINGS	4	960	169-377	.448	43-131	.328	63-87	.724	38	120	158	91	80-2	37	41	21	444	111.0
JAZZ	4	960	174-365	.477	63-170	.371	75-98	.765	52	154	206	73	76-0	30	59	16	486	121.5

2021-2022 SEASON SERIES (4-0) UTAH JAZZ VS. SACRAMENTO

PLAYER	G-GS	MIN	FG-FGA	PCT	3FG-A	PCT	FT-FTA	PCT	OFF	DEF	TOT	AST	PF-DQ	STL	TO	BLK	PTS	AVG
Mitchell	4-4	138	45-99	.455	15-39	.385	9-14	.643	7	16	23	21	12-0	6	14	0	114	28.5
Conley	3-3	89	23-41	.561	12-19	.632	6-6	1.000	0	6	6	7	5-0	4	9	0	64	21.3
Clarkson	4-0	105	27-66	.409	12-42	.286	12-15	.800	3	9	12	8	10-0	5	5	2	78	19.5
Bogdanovic	4-4	130	23-47	.489	10-25	.400	13-15	.867	1	15	16	4	4-0	2	7	0	69	17.3
Gobert	3-3	95	15-23	.652	0-1	.000	20-25	.800	14	40	54	4	11-0	4	9	5	50	16.7
Alexander-Walker	2-2	61	12-32	.375	2-13	.154	1-2	.500	1	7	8	6	5-0	2	3	2	27	13.5
Whiteside	4-1	84	14-22	.636	0-0	---	11-15	.733	13	39	52	2	12-0	2	2	6	39	9.8
House (TOT)	1-1	25	2-3	.667	2-3	.667	1-2	.500	1	2	3	0	1-0	0	0	1	7	7.0
House (UTA)	1-1	25	2-3	.667	2-3	.667	1-2	.500	1	2	3	0	1-0	0	0	1	7	7.0
O'Neale	4-4	127	10-28	.357	5-17	.294	1-2	.500	8	11	19	12	10-0	4	3	1	26	6.5
Gay	2-0	30	4-9	.444	1-4	.250	0-0	---	1	8	9	1	1-0	0	2	0	9	4.5
Ingles	3-0	55	4-11	.364	4-11	.364	0-0	---	1	2	3	7	3-0	2	0	0	12	4.0
Butler	3-0	17	3-9	.333	1-6	.167	1-2	.500	1	1	2	4	4-0	0	1	0	8	2.7
Forrest	2-0	13	2-2	1.000	0-0	---	0-0	---	0	1	1	2	0-0	0	0	0	4	2.0
Paschall	4-0	46	2-5	.400	1-3	.333	1-2	.500	2	4	6	1	3-0	1	1	1	6	1.5
Oni	2-0	6	0-0	---	0-0	---	0-0	---	0	0	0	0	0-0	0	0	0	0	0.0
JAZZ	4	960	174-365	.477	63-170	.371	75-98	.765	52	154	206	73	76-0	30	59	16	486	121.5
KINGS	4	960	169-377	.448	43-131	.328	63-87	.724	38	120	158	91	80-2	37	41	21	444	111.0

KARL MALONE + JOHN STOCKTON

KINGS VS JAZZ

DATE	W/L	H/A	SCORE	+/-	3/5/96	L	H	97-112	-15	2/6/09	L	H	107-111	-4
11/16/85	L	A	96-100	-4	4/7/96	L	H	92-107	-15	2/28/09	L	A	89-102	-13
1/31/86	L	A	101-113	-12	4/20/96	L	A	92-104	-12					
3/1/86	L	A	94-110	-16										
3/4/86	W	H	94-92	+2	DATE	W/L	H/A	SCORE	+/-	DATE	W/L	H/A	SCORE	+/-
4/9/86	W	A	113-108	+5	11/13/96	L	A	74-105	-31	11/7/09	W	A	104-99	+5
4/10/86	L	H	108-119	-11	2/11/97	L	H	98-120	-22	1/29/10	L	A	94-101	-7
					4/2/97	L	A	87-118	-31	2/26/10	W	H	103-99	+4
12/6/86	L	H	111-114	-3	4/20/97	L	H	109-113	-4					
2/1/87	L	H	113-121	-8						11/22/10	L	A	83-94	-11
2/3/87	L	A	95-101	-6	11/20/97	W	H	97-95	+2	2/7/11	L	H	104-107	-3
3/12/87	L	H	109-113	-4	12/9/97	W	H	113-101	+12	3/5/11	L	A	102-109 ^{OT}	-7
3/14/87	L	A	116-123	-7	3/11/98	L	A	95-110	-15	4/3/11	W	H	106-97	+9
4/6/87	W	A	110-104	+6	4/16/98	L	A	86-99	-13					
										1/28/12	L	A	93-96	-3
11/7/87	L	A	100-121	-21	2/15/99	L	A	112-120 ^{OT}	-8	2/28/12	W	H	103-96	+7
12/5/87	L	H	117-126	-9	3/30/99	W	H	104-101 ^{OT}	+3	3/22/12	L	H	102-103	-1
1/2/88	W	H	107-105	+2	4/13/99	L	H	100-105 ^{OT}	-5	3/30/12	W	A	104-103	+1
2/3/88	L	A	91-123	-32										
2/29/88	L	H	110-115	-5	11/12/99	W	H	105-92	+13	11/23/12	L	A	102-104	-2
3/24/88	L	A	97-117	-20	1/22/00	L	H	101-104	-3	12/11/12	W	H	108-97	+11
					2/17/00	L	A	108-119	-11	2/4/13	L	A	91-98 ^{OT}	-7
11/9/88	L	A	81-105	-24	4/19/00	L	A	86-95	-9	2/9/13	W	H	120-109	+11
12/3/88	L	H	73-107	-34										
12/28/88	L	A	80-96	-16	2/13/01	W	A	97-94 ^{OT}	+3	12/7/13	W	A	112-102*	10
4/1/89	W	H	117-97	+20	2/18/01	L	H	90-94	-4	12/11/13	L	H	101-122	-21
					3/11/01	W	H	105-90	+15	1/27/14	L	A	99-106	-7
1/20/90	L	H	81-94	-13	4/5/01	W	A	92-86	+6					
2/17/90	L	A	106-110	-4						12/8/14	W	H	101-92	+9
3/17/90	W	H	122-109 ^{OT}	+13	1/24/02	W	H	113-80	+33	2/7/15	L	A	90-102	-12
3/19/90	L	A	97-105	-8	1/26/02	W	A	114-90	+24	4/5/15	L	H	95-101	-6
					2/26/02	W	H	107-81	+26	4/8/15	L	A	91-103	-12
1/5/91	L	H	98-106	-8	4/5/02	W	A	117-109	+8					
1/25/91	L	A	93-105	-12						12/8/15	W	H	114-106	+8
3/28/91	W	H	116-96	+20	12/14/02	W	A	98-96	+2	1/14/16	W	A	103-101	+2
4/16/91	L	A	101-111	-10	1/28/03	L	H	92-102	-10	3/13/16	L	H	99-108	-8
					3/7/03	W	A	108-105 ^{OT}	+3					
11/11/91	L	A	90-106	-16	4/16/03	W	H	95-84	+11	12/10/16	L	A	84-104	-20
1/29/92	L	A	105-124	-19						12/21/16	W	A	94-93	+1
2/5/92	W	H	100-98	+2	11/19/03	W	A	118-110	+8	3/5/17	L	H	109-110 ^{OT}	-6
3/12/92	L	H	103-114	-11	12/12/03	W	A	100-93	+7	3/29/17	L	H	82-112	-20
					12/28/03	W	H	98-89	+9					
1/16/93	L	A	107-108	-1	2/27/04	L	H	97-102	-5	1/17/18	L	H	105-120	-15
2/9/93	L	H	114-119	-5						3/3/18	L	H	91-98	-7
2/27/93	W	A	121-117	+4	12/31/04	W	A	109-102	+7	3/17/18	L	A	97-103	-6
4/20/93	W	H	101-92	+9	1/13/05	W	H	107-93	+14					
					4/18/05	L	A	82-92	-10	10/17/18	L	H	117-123	-4
1/21/94	L	A	83-112	-29						11/21/18	W	A	119-110	+10
2/18/94	W	H	90-81	+9	11/15/05	W	H	119-83	+36	11/25/18	L	H	112-133	-21
4/12/94	L	A	91-126	-35	2/3/06	L	A	79-89	-10	4/5/19	L	A	98-119	-21
4/19/94	L	H	108-115	-7	2/5/06	W	H	96-78	+18					
					3/25/06	W	A	91-89	+2	10/26/19	L	A	81-113	-32
11/27/94	L	H	89-94	-5						11/1/19	W	H	102-101	+1
1/25/95	L	A	88-130	-42	11/22/06	L	H	101-110	-9	1/18/20	L	A	101-123	-22
3/7/95	L	H	95-102 ^{OT}	-7	12/15/06	W	A	98-97	+1					
3/10/95	L	A	93-110	-17	4/6/07	W	H	107-103	+4	4/10/21	L	A	112-128	-16
										4/28/21	L	H	105-154	-49
11/22/95	L	A	95-116	-21	11/12/07	L	A	93-117	-24	5/16/21	L	H	99-121	-22
					12/4/07	W	H	117-107	+10					
					1/25/08	L	A	113-127	-14	10/22/21	L	H	101-110	-9
					2/8/08	W	H	117-104	+13	11/2/21	L	A	113-119	-6
										11/20/21	L	H	105-123	-18
					11/28/08	L	A	94-120	-26	3/12/22	L	A	125-134	-9
					12/2/08	L	H	94-99	-5					

OVR	HM	RD
74-75	2-2	2-0
75-76	1-3	1-1
76-77	2-2	2-0
77-78	2-2	2-0
78-79	3-1	2-0
79-80	6-0	3-0
80-81	5-1	3-0
81-82	3-3	2-1
82-83	4-2	3-0
83-84	3-3	3-0
84-85	2-4	2-1
85-86	2-4	1-2
86-87	1-5	0-3
87-88	1-5	1-2
88-89	1-3	1-1
89-90	1-3	1-1
90-91	1-3	1-1
91-92	1-3	1-1
92-93	2-2	1-1
93-94	1-3	1-1
94-95	0-4	0-2
95-96	0-4	0-2
96-97	0-4	0-2
97-98	2-2	2-0
98-99	1-2	1-1
99-00	1-3	1-1
00-01	3-1	1-1
01-02	4-0	2-0
02-03	3-1	1-1
03-04	3-1	1-1
04-05	2-1	1-0
05-06	3-1	2-0
06-07	2-1	1-1
07-08	2-2	2-0
08-09	0-4	0-2
09-10	2-1	1-0
10-11	1-3	1-1
11-12	2-2	1-1
12-13	2-2	2-0
13-14	1-2	0-1
14-15	1-3	1-1
15-16	2-1	1-0
16-17	1-3	0-2
17-18	0-3	0-2
18-19	1-3	0-2
19-20	1-2	1-0
20-21	0-3	0-2
21-22	0-4	0-2

WASHINGTON WIZARDS



601 F Street N.W., Washington, D.C. 20004

Phone: (202) 661-5000

Website: WashingtonWizards.com

Twitter: @WashWizards

COLORS:



Wizards
Navy



Wizards
Red



Wizards
Silver

HOME COURT (CAPACITY):

Capital One Arena [20,362] - opened 1997

FOUNDED:

1961-62, Chicago Packers; 1962-63,

Chicago Zephyrs; 1963-64, Baltimore Bullets;

1973-74, Capital Bullets; 1974-75, Washington

Bullets; 1977-98, Washington Wizards

HEAD COACH: Wes Unseld Jr. (College - Johns Hopkins)

ASSISTANT COACHES:

Pat Delany

Joseph Blair (College - Arizona)

Mike Miller (College - Florida)

Zach Guthrie (College -

ASSISTANT COACH/DIRECTOR OF PLAYER DEVELOPMENT: David Adkins (College - Radford)

DIRECTOR OF COACHING ADMINISTRATION:

Eric Sebastian

CHIEF OF ATHLETIC CARE & PERFORMANCE:

Dr. Daniel Medina

CHAIRMAN & CEO: Ted Leonsis

GENERAL MANAGER: Tommy Sheppard

CHIEF PLANNING & OPERATIONS OFFICER: Sashi Brown

ASSISTANT GENERAL MANAGER/STRATEGY &

ANALYTICS: Brett Greenberg

VICE PRESIDENT OF COMMUNICATIONS: Scott Hall

DIRECTOR BASKETBALL COMMUNICATIONS: Daren Jenkins

DIRECTOR OF CORPORATE COMMUNICATIONS:

Ketsia Colimon

RADIO: WNEW (99.1 FM)/WFED (1500 AM);

Dave Johnson, Glen Consor

TV: NBC Sports Washington (cable), Justin Kutcher,

Drew Gooden, Caron Butler, Chris Miller

NBA TITLES WON: 1, 1977-78

ALL-TIME NBA REGULAR SEASON RECORD:

2222-2701 (.451)

2021-22 RECORD: 35-47 (4th in Southeast)

2021-22 PLAYOFF RESULTS: Did not qualify

ALL-TIME SERIES (62 YEARS)

	OVERALL	HOME	ROAD
Sac-Era	37-35	23-12	14-23
All-Time	110-94		

CURRENT STREAKS

	OVERALL	HOME	ROAD
Kings	W2	W1	W3

2022-23 SERIES SCHEDULE

DATE	SITE	TIME (PT)
12/23	Golden 1 Center	7:00 p.m.
3/18	Capital One Arena	5:00 p.m.

2021-22 VS. WIZARDS (2-0)

DATE	SITE	RESULT
12/15	Golden 1 Center	W, 119-105
2/12	Capital One Arena	W, 123-110

SERIES FACTS

Last Home Win: 12/15/21 (119-105)

Last Road Win: 2/12/22 (123-110)

Last Home Loss: 4/14/21 (111-123)

Last Road Loss: 3/11/19 (115-121)

Biggest Win: 34 (106-72) vs. WAS, 12/19/00


Biggest Loss: 43 (108-151) @ WAS, 3/3/65

2021-2022 SEASON SERIES (2-0) SACRAMENTO KINGS VS. WASHINGTON

PLAYER	G-GS	MIN	FG-FGA	PCT	3FG-A	PCT	FT-FTA	PCT	OFF	DEF	TOT	AST	PF-DQ	STL	TO	BLK	PTS	AVG
Fox	2-2	70	20-37	.541	0-5	.000	14-20	.700	1	5	6	8	8-0	0	5	0	54	27.0
Sabonis (TOT)	3-3	113	28-37	.757	2-5	.400	16-18	.889	6	24	30	20	10-0	3	8	2	74	24.7
Sabonis (SAC)	1-1	34	7-9	.778	0-0	---	2-2	1.000	1	10	11	7	4-0	0	2	0	16	16.0
Barnes	2-2	65	13-19	.684	1-5	.200	13-15	.867	2	8	10	5	5-0	2	2	0	40	20.0
Hield	1-0	29	4-10	.400	4-7	.571	3-3	1.000	0	1	1	1	2-0	1	1	0	15	15.0
Thompson	1-0	21	6-7	.857	0-0	---	3-4	.750	3	1	4	0	1-0	1	0	0	15	15.0
Metu	2-0	36	8-11	.727	4-5	.800	3-4	.750	0	14	14	2	3-0	1	3	1	23	11.5
Mitchell	2-1	48	9-22	.409	3-9	.333	0-0	---	2	5	7	10	3-0	1	5	1	21	10.5
Harkless	2-1	52	6-7	.857	3-4	.750	4-5	.800	0	8	8	1	3-0	0	2	1	19	9.5
Lamb (TOT)	2-0	43	6-16	.375	3-6	.500	4-4	1.000	1	4	5	2	5-0	2	3	0	19	9.5
Holiday (TOT)	2-2	50	6-12	.500	5-9	.556	0-0	---	1	2	3	2	3-0	1	1	0	17	8.5
Holiday (SAC)	1-1	30	4-8	.500	4-6	.667	0-0	---	1	1	2	2	1-0	1	0	0	12	12.0
Haliburton	1-1	36	4-12	.333	0-6	.000	0-0	---	1	7	8	9	2-0	3	3	3	8	8.0
DiVincenzo (TOT)	2-0	39	5-14	.357	2-9	.222	2-2	1.000	2	2	4	7	3-0	2	1	0	14	7.0
DiVincenzo (TOT)	1-0	19	2-9	.222	1-7	.143	2-2	1.000	1	1	2	5	1-0	1	0	0	7	7.0
Jackson (TOT)	1-0	14	3-6	.500	1-3	.333	0-0	---	0	0	0	2	1-0	0	0	1	7	7.0
Holmes	1-0	17	2-3	.667	0-0	---	2-2	1.000	0	0	0	0	3-0	0	2	1	6	6.0
Len	1-1	20	3-4	.750	0-0	---	0-1	.000	0	6	6	2	3-0	0	0	1	6	6.0
Lyles (TOT)	1-0	23	1-5	.200	0-1	.000	2-2	1.000	1	5	6	1	3-0	0	0	0	4	4.0
Jones	1-0	4	0-0	---	0-0	---	0-0	---	0	2	2	0	2-0	0	0	0	0	0.0
KINGS	2	480	88-158	.557	20-54	.370	46-58	.793	12	69	81	52	41-0	11	25	8	242	121.0
WIZARDS	2	480	83-177	.469	18-62	.290	31-42	.738	17	54	71	46	41-0	19	21	6	215	107.5

2021-2022 SEASON SERIES (0-2) WASHINGTON WIZARDS VS. SACRAMENTO

PLAYER	G-GS	MIN	FG-FGA	PCT	3FG-A	PCT	FT-FTA	PCT	OFF	DEF	TOT	AST	PF-DQ	STL	TO	BLK	PTS	AVG
Beal	1-1	36	13-24	.542	2-6	.333	2-4	.500	2	3	5	5	4-0	1	3	0	30	30.0
Porzingis (TOT)	2-2	68	16-31	.516	3-10	.300	13-15	.867	5	11	16	9	4-0	1	5	5	48	24.0
Kispert	1-1	36	7-16	.438	4-11	.364	2-2	1.000	1	2	3	6	0-0	0	2	0	20	20.0
Gafford	1-1	22	6-7	.857	0-0	---	2-2	1.000	2	4	6	1	4-0	1	0	0	14	14.0
Harrell	1-0	21	5-7	.714	0-0	---	4-5	.800	0	2	2	1	2-0	0	1	0	14	14.0
Kuzma	2-2	68	10-24	.417	2-9	.222	6-8	.750	2	9	11	11	1-0	1	3	2	28	14.0
Bryant	1-1	22	6-10	.600	1-3	.333	0-0	---	2	3	5	1	2-0	2	1	0	13	13.0
Hachimura	1-0	22	5-11	.455	2-3	.667	1-1	1.000	0	2	2	0	1-0	3	2	0	13	13.0
Avdija	2-0	51	8-19	.421	3-9	.333	6-7	.857	1	7	8	3	6-0	2	1	1	25	12.5
Caldwell-Pope	2-2	58	10-19	.526	1-6	.167	0-0	---	2	9	11	1	5-0	2	0	2	21	10.5
Bertans	1-0	16	1-6	.167	1-6	.167	4-5	.800	0	2	2	1	0-0	1	0	0	7	7.0
Neto	2-1	49	4-14	.286	1-5	.200	4-6	.667	1	3	4	6	5-0	2	2	0	13	6.5
Smith (TOT)	2-0	32	5-10	.500	1-1	1.000	0-0	---	1	2	3	6	2-0	3	3	2	11	5.5
Smith (WAS)	1-0	20	4-7	.571	1-1	1.000	0-0	---	1	1	2	5	2-0	3	1	1	9	9.0
Dinwiddie	1-1	30	2-8	.250	0-2	.000	0-0	---	1	5	6	4	3-0	1	2	0	4	4.0
Carey (TOT)	2-1	12	3-5	.600	0-0	---	1-1	1.000	2	0	2	0	1-0	1	1	0	7	3.5
Carey (WAS)	1-0	1	0-0	---	0-0	---	0-0	---	0	0	0	0	0-0	0	0	0	0	0.0
Gill	1-0	19	1-3	.333	0-0	---	0-2	.000	2	1	3	1	5-0	0	1	0	2	2.0
Holiday	1-0	9	1-2	.500	0-1	.000	0-0	---	0	1	1	0	1-0	0	0	0	2	2.0
Wanamaker (TOT)	1-0	11	0-1	.000	0-0	---	1-2	.500	0	2	2	2	0-0	0	3	1	1	1.0
WIZARDS	2	480	83-177	.469	18-62	.290	31-42	.738	17	54	71	46	41-0	19	21	6	215	107.5
KINGS	2	480	88-158	.557	20-54	.370	46-58	.793	12	69	81	52	41-0	11	25	8	242	121.0



WES UNSELD

KINGS VS WIZARDS

DATE	W/L	H/A	SCORE	+/-
12/8/85	L	A	89-111	-22
1/6/86	W	H	106-87	+19
1/12/87	L	A	109-113	-4
2/14/87	W	H	136-111	+25
1/17/88	L	A	113-130	-17
2/25/88	L	H	110-129	-19
2/14/89	L	H	99-107	-8
3/10/89	L	A	97-114	-17
2/2/90	L	A	99-108	-9
2/13/90	W	H	106-98	+8
11/20/90	W	A	87-82	+5
12/6/90	W	H	104-86	+18
2/12/92	W	H	98-97	+1
2/23/92	W	A	124-117	+5
12/8/93	L	H	106-114	-8
4/1/93	W	A	117-97	+20
12/23/93	W	H	114-88	+26
12/29/93	W	A	103-97	+6
12/20/94	W	H	105-102	+3
2/25/95	L	A	98-102	-4
1/12/96	L	A	88-117	-29
3/3/96	L	H	99-108	-9
12/16/96	L	H	89-97	-8
1/25/97	L	A	105-113	-8
12/4/97	L	A	96-118	-22
2/15/98	W	H	88-86	+2
2/25/99	W	A	115-105	+10
12/4/99	W	A	114-104	+10
3/21/00	W	H	98-86	+12
12/19/00	W	H	106-72	+34
2/22/01	W	A	115-110	+5
2/7/02	L	A	101-108	-7
2/14/02	W	H	109-93	+16
2/11/03	W	H	99-80	+19
4/2/03	W	A	105-99	+6
3/17/04	L	A	108-114	-6
3/28/04	W	H	100-92	+8

DATE	W/L	H/A	SCORE	+/-
2/21/04	W	H	104-93	+13
2/27/05	W	A	110-108	+2
3/5/06	L	A	107-117	-10
3/28/06	L	H	84-97	-13
12/21/06	L	H	119-126	-7
2/22/07	L	A	106-109	-3
12/15/07	L	A	79-92	-13
3/28/08	L	H	108-114	-6
1/21/09	L	H	107-110	-3
3/15/09	L	A	104-106	-2
12/16/09	W	H	112-109	+3
1/16/10	L	A	86-96	-10
12/8/10	W	H	116-91	+25
1/11/11	L	A	133-136 ^{OT}	-3
2/22/12	W	A	115-107	+8
1/16/13	W	H	95-94	+1
1/28/13	W	A	96-94	+2
2/9/14	L	A	84-93	-9
3/18/14	W	H	117-111 ^{OT}	+6
3/14/15	L	A	97-113	-16
3/22/15	W	H	109-86	+23
12/21/15	L	A	99-113	-14
3/30/16	W	H	120-111	+9
11/28/16	L	A	95-101 ^{OT}	-6
3/10/17	L	H	122-130 ^{OT}	-8
10/29/17	L	H	83-110	-27
11/13/17	L	A	92-110	-18
10/26/18	W	H	116-112	+4
3/11/19	L	A	115-121	-6
11/24/19	W	A	113-106	+7
3/3/20	W	H	133-126	+7
3/17/21	W	A	121-119	+2
4/14/21	L	H	111-123	-12
12/15/21	W	H	119-105	+14
02/12/22	W	A	123-110	+13

OVR HM RD 61-72 (ROC/CIN)

54-39	1-1	0-2
72-73	1-3	1-1
73-74	1-3	0-2
74-75	1-3	1-1
75-76	1-3	1-1
76-77	2-2	2-0
77-78	2-2	1-1
78-79	3-0	2-0
79-80	2-0	1-0
80-81	1-1	1-0
81-82	0-2	0-1
82-83	2-0	1-0
83-84	2-0	1-0
84-85	1-1	1-0
85-86	1-1	1-0
86-87	1-1	1-0
87-88	0-2	0-1
88-89	0-2	0-1
89-90	1-1	1-0
90-91	2-0	1-0
91-92	2-0	1-0
92-93	1-1	0-1
93-94	2-0	1-0
94-95	1-1	1-0
95-96	0-2	0-1
96-97	0-2	0-1
97-98	1-1	1-0
98-99	1-0	0-0
99-00	2-0	1-0
00-01	2-0	1-0
01-02	1-1	1-0
02-03	2-0	1-0
03-04	1-1	1-0
04-05	2-0	1-0
05-06	0-2	0-1
06-07	0-2	0-1
07-08	0-2	0-1
08-09	0-2	0-1
09-10	1-1	1-0
10-11	1-1	1-0
11-12	1-0	0-0
12-13	2-0	1-0
13-14	1-1	1-0
14-15	1-1	1-0
15-16	1-1	1-0
16-17	0-2	0-1
17-18	0-2	0-1
18-19	1-1	1-0
19-20	2-0	1-0
20-21	1-1	0-1
21-22	2-0	1-0

NBA DIVISION ALIGNMENT



WESTERN CONFERENCE

EASTERN CONFERENCE

SOUTHWEST DIVISION

DALLAS MAVERICKS
HOUSTON ROCKETS
MEMPHIS GRIZZLIES
NEW ORLEANS PELICANS
SAN ANTONIO SPURS

ATLANTIC DIVISION

BOSTON CELTICS
BROOKLYN NETS
NEW YORK KNICKS
PHILADELPHIA 76ERS
TORONTO RAPTORS

NORTHWEST DIVISION

DENVER NUGGETS
MINNESOTA TIMBERWOLVES
OKLAHOMA CITY THUNDER
PORTLAND TRAIL BLAZERS
UTAH JAZZ

CENTRAL DIVISION

CHICAGO BULLS
CLEVELAND CAVALIERS
DETROIT PISTONS
INDIANA PACERS
MILWAUKEE BUCKS

PACIFIC DIVISION

GOLDEN STATE WARRIORS
LOS ANGELES CLIPPERS
LOS ANGELES LAKERS
PHOENIX SUNS
SACRAMENTO KINGS

SOUTHEAST DIVISION

ATLANTA HAWKS
CHARLOTTE HORNETS
MIAMI HEAT
ORLANDO MAGIC
WASHINGTON WIZARDS

KEY DATES

June 30 Teams can begin negotiating with free agents (beginning at 6 p.m. ET)	September 26 First allowable date for all other veteran players to report to their teams (no earlier than 11 a.m. local time)	November 3 Rosters set for NBA G League Opening Day (5 p.m. ET)	February 9 NBA Trade Deadline (3 p.m. ET)	May 16-17 Conference Finals begin (possible move up to May 14-15)
July 2-3 California Summer League (San Francisco, CA)	September 27 NBA Training Camps open	November 4 NBA G League Showcase Cup begins	February 17-19 NBA All-Star 2022 (Salt Lake City, UT)	May 16 NBA Draft Lottery 2023 presented by State Farm
July 5-7 Utah Jazz Summer League (Salt Lake City, UT)	September 30 NBA Preseason games begin	December 17 NBA Mexico City Game, Miami Heat vs. San Antonio Spurs (Mexico City, Mexico)	February 17-22 NBA All-Star break	June 1 NBA Finals 2023 Game 1
July 6 NBA Teams may begin signing free agents to contracts (12:01 p.m. ET)	September 30 & Oct. 2 NBA Japan Games, Golden State Warriors vs. Washington Wizards (Tokyo, Japan)	December 19-22 NBA G League Winter Showcase and Showcase Cup Championship Game	March 1 Playoff Eligibility Waiver Deadline	June 4 NBA Finals 2023 Game 2
July 7-17 MGM Resorts NBA Summer League (Las Vegas, NV)	October 6 & 8 NBA Abu Dhabi Games, Atlanta Hawks vs. Milwaukee Bucks, (Abu Dhabi, UAE)	December 27 NBA G League 32-game regular season begins 2023	March 25 NBA G League Regular Season ends	June 7 NBA Finals 2023 Game 3
September 9-10 Naismith Memorial Basketball Hall of Fame Enshrinement Weekend (Springfield, MA)	October 14 NBA Preseason ends	January 5 10-day contracts may now be signed	March 28 NBA G League Playoffs begin	June 9 NBA Finals 2023 Game 4
September 23 First allowable date for players participating in preseason games outside North America to report to their teams (no earlier than 11 a.m. local time)	October 17 Rosters set for NBA Opening Day (5 p.m. ET)	January 10 All Standard NBA contracts are guaranteed for the remainder of the season	April 9 Regular Season ends	June 12 NBA Draft Early Entry Entrant Withdrawal Deadline (5 p.m. ET)
September 24 Training Camps open for all teams participating in preseason games outside North America	October 18 Start of the 2022-23 NBA Regular Season	January 19 NBA Paris Game, Chicago Bulls vs. Detroit Pistons, (Paris, France)	April 11-14 NBA Play-In Tournament	June 12 NBA Finals 2023 Game 5 (if necessary)
	October 22 2022-23 NBA G League Draft	January 20 All Two-Way Contracts are guaranteed for the remainder of the season	April 15 NBA Playoffs 2023 begin	June 15 NBA Finals 2023 Game 6 (if necessary)
	October 24 NBA G League Training Camps Open		April 23 NBA Early Entry Eligibility Deadline (11:59 p.m. ET)	June 18 NBA Finals 2023 Game 7 (if necessary)
			May 1-2 Conference Semifinals begin (possible move up to April 29/30)	June 22 NBA Draft 2023 presented by State Farm

NATIONAL BASKETBALL ASSOCIATION
NBA ENTERTAINMENT
WOMEN'S NATIONAL BASKETBALL ASSOCIATION
NBA G LEAGUE
NBA 2K LEAGUE
BASKETBALL AFRICA LEAGUE

U.S. OFFICES

NEW YORK

Olympic Tower
 645 Fifth Avenue
 New York, NY 10022
 Telephone: (212) 407-8000
 Fax: (212) 832-3861

NEW JERSEY

100 Plaza Drive
 Secaucus, NJ 07094
 Telephone: (201) 865-1500
 Fax: (201) 974-5973

INTERNATIONAL OFFICES

AFRICA

DAKAR

Levels 4 and 5, Serenity Building
 King Fahd Palace Road
 Almadies, Dakar
 Senegal

JOHANNESBURG

9th Floor GreenPark Corner
 3 Lower Road
 Morningside 2196
 Johannesburg, South Africa
 Telephone: +27-100-072-668

LAGOS

6th Floor, Landmark Towers
 5B Water Corporation Road
 Oniru, Lagos State, Nigeria

ASIA/PACIFIC

BEIJING

19th Floor, Office Tower 2, China
 Central Place
 No. 79 Jianguo Road, Chaoyang District
 Beijing, China 100025
 Telephone: +86-10-5200-8200
 Fax: +86-10-5200-8202

HONG KONG

Room 3101, Lee Gardens One
 33 Hysan Avenue
 Causeway Bay, Hong Kong
 Telephone: +852-2843-9600
 Fax: +852-2536-4808

MANILA

Unit 1701, World Plaza Building
 5th Avenue corner 30th Street
 Bonifacio Global City
 Taguig, 1634 Philippines
 Telephone: +632-866-8205

MUMBAI

C-1804, ONE BKC
 G Block, Bandra Kurla Complex
 Bandra East, Mumbai - 400051
 Telephone: +91-22-6124-6100

SHANGHAI

Unit 2703-2708, 27F, Tower 2 Plaza
 66 1266 Nanjing West Road
 Jing An District
 Shanghai, China 200040
 Telephone: +86-21-6137-2200
 Fax: +86-21-6288-9920

CANADA

TORONTO

50 Bay Street, Suite 1402
 Toronto, Ontario Canada M5J 3A5
 Telephone: (416) 682-2000
 Fax: (416) 364-0205

EUROPE & THE MIDDLE EAST

LONDON

Endeavour House
 189 Shaftesbury Avenue
 London, United Kingdom WC2H 8JR
 Telephone: +44-20-7420-8900

MADRID

47 Leganitos Street 6th Floor
 28013 Madrid, Spain
 Telephone: +34-912-153-573

LATIN AMERICA

RIO DE JANEIRO

Av Borges de Medeiros, 633
 Sala 301 - Leblon
 Rio de Janeiro, RJ, Brazil 22430-041
 Telephone: +55-21-3206-6400
 Fax: +55-21-2586-6001

MEXICO CITY

Av. Prolongacion Paseo de la Reforma
 No. 1236, Piso 6
 Planta Baja Desarrollo Santa Fe
 Cuajimalpa De Morelos, Ciudad De
 Mexico 05348
 Telephone: +52-55-9171-7700



Austin Spurs

1717 Scottsdale Drive, Suite 155, Cedar Park, TX 78641
 Arena: H-E-B Center at Cedar Park
 Tel: (512) 236-8333
 Media Relations Contact: Amanda Janczak (ajanczak@spurs.com)
 NBA Affiliation: San Antonio

Birmingham Squadron

950 22nd Street N, Suite 925, Birmingham, AL 35203
 Arena: Legacy Arena
 Tel: (256) 708-0281
 Media Relations Contact: Dawson Boyd (Dawson.Boyd@pelicans.com)
 NBA Affiliation: New Orleans

Capital City Go-Go

1100 Oak Drive SE, Washington, DC 20032
 Arena: Ent. & Sports Arena in Congress Hts.
 Tel: (202) 318-5278
 Media Relations Contact: Matt Quinn (mquinn@monumentalsports.com)
 NBA Affiliation: Washington

Cleveland Charge

1 Center Court, Cleveland, OH, 44115
 Arena: Cleveland State University Wolstein Center
 Tel: (216) 420-2730
 Media Relations Contact: Sean Wyatt (SWyatt@cavs.com)
 NBA Affiliation: Cleveland

College Park Skyhawks

101 Marietta Street NW, Suite 1100, Atlanta, GA 30303
 Arena: Gateway Center Arena at College Park
 Tel: (404) 878-3800
 Media Relations Contact: Jerome Schwich (Jerome.schwich@cpskyhawks.com)
 NBA Affiliation: Atlanta

Delaware Blue Coats

401 Garasches Lane, Wilmington, DE 19801
 Arena: Chase Fieldhouse
 Tel: (302) 504-7587
 Media Relations Contact: Alex Yoh (alex.yoh@76ers.com and BlueCoatsPR@76ers.com)
 NBA Affiliation: Philadelphia

Fort Wayne Mad Ants

347 West Berry Street, Suite, 200A, Fort Wayne, IN 46802
 Arena: Allen County War Memorial Coliseum
 Tel: (260) 702-9561
 Media Relations Contact: Dan Vance (dvance@ftwaynemadants.com)
 NBA Affiliation: Indiana

NBA G League Ignite

200 S Green Valley Parkway, Henderson, NV 89012
 Arena: The Dollar Loan Center
 Media Relations Contact: Mara Rudolph (mrudolph@nba.com)
 NBA Affiliation: None

Grand Rapids Gold

130 Fulton Street W, Grand Rapids, MI 49503
 Arena: Van Andel Arena
 Tel: (616) 350-4881
 Media Relations Contact: Shantee Marvin (smarvin@nbagrandrapids.com) and Brittney Whitefield (bwhitefield@nbagrandrapids.com)
 NBA Affiliation: Denver

Greensboro Swarm

2411 B West Gate City Boulevard, Greensboro, NC 27403
 Arena: Fieldhouse at the Greensboro Coliseum Complex
 Tel: (336) 907-3608
 Media Relations Contact: Kaila Lewis (Klewis@goswarm.com)
 NBA Affiliation: Charlotte

Iowa Wolves

730 3rd Street, Des Moines, IA 50309
 Arena: Wells Fargo Arena
 Tel: (515) 564-8550
 Media Relations Contact: John Meyer (john.meyer@iawolves.com)
 NBA Affiliation: Minnesota

Lakeland Magic

701 W Lime Street, Lakeland, FL 33815
 Arena: RP Funding Center
 Tel: (863) 825-3258
 Media Relations Contact: Owen Fasolas (ofasolas@lakelandmagic.com)
 NBA Affiliation: Orlando

Long Island Nets

1255 Hempstead Turnpike, Uniondale, New York 11553
 Arena: Nassau Coliseum
 Tel: (516) 654-8199
 Media Relations Contact: Patricia Douglas (pdouglas@bseglobal.net)
 NBA Affiliation: Brooklyn

Maine Celtics

550 Forest Avenue, Portland, ME 04012
 Arena: Portland Exposition Building
 Tel: (207) 210-6655
 Media Relations Contact: Evans Boston (EBoston@maineceltics.com)
 NBA Affiliation: Boston

Memphis Hustle

191 Beale Street, Memphis, TN 38103
 Arena: Landers Center
 Tel: (901) 205-1234
 Media Relations Contact: Corey Moore (Cmoore@grizzlies.com)
 NBA Affiliation: Memphis

Mexico City Capitanes

Av. de las Granjas 800, Santa Barbara, Azcapotzalco, 02230, Mexico City, Mexico
 Arena: Arena Ciudad de México
 Tel: +52 55 6414 6100
 Media Relations Contact: Adriana Barrón (abarron@capitanes.mx)
 NBA Affiliation: None

Motor City Cruise

1290 West Warren Avenue, Detroit, MI 48201
 Arena: Wayne State Fieldhouse
 Tel: (417) 331-0002
 Media Relations Contact: Kevin Grigg (KGrigg@pistons.com)
 NBA Affiliation: Detroit

Oklahoma City Blue

208 Thunder Drive, Oklahoma City, OK 73102
 Arena: Paycom Center
 Tel: (405) 208-4800
 Media Relations Contact: Heather Ward (Hward@okcthunder.com)
 NBA Affiliation: Oklahoma City

Ontario Clippers

9680 Haven Avenue #120, Rancho Cucamonga, CA 91730
 Arena: Toyota Arena
 Tel: (909) 406-9090
 Media Relations Contact: Cooper Dzierzanowski (cdzierzanowski@clippers.com)
 NBA Affiliation: LA Clippers

Raptors 905

5600 Rose Cherry Place, Mississauga, ON L4Z4B6
 Arena: Paramount Fine Foods Centre
 Tel: (416) 815-5600
 Media Relations Contact: Safia Hersi (SHersi@raptors905.com)
 NBA Affiliation: Toronto

Rio Grande Valley Vipers

4421 N. McColl Road, McAllen, TX 78504
 Arena: Bert Ogden Arena
 Tel: (956) 510-7162
 Media Relations Contact: Juanita Maldonado (juanita@rgvipers.com)
 NBA Affiliation: Houston

Salt Lake City Stars

3200 S Decker Lake Drive, West Valley City, UT 84119
 Arena: Maverik Center
 Tel: (801) 325-7827
 Media Relations Contact: Derek Ahrensbrak (derek.ahrensbrak@slcstars.com)
 NBA Affiliation: Utah

Santa Cruz Warriors

903 Pacific Avenue, Suite 101, Santa Cruz, CA 95060
 Arena: Kaiser Permanente Arena
 Tel: (503) 704-6328
 Media Relations Contact: Anna Burleson (aburleson@warriors.com)
 NBA Affiliation: Golden State

Sioux Falls Skyforce

2131 South Minnesota Avenue, Sioux Falls, SD 57105
 Arena: Sanford Pentagon
 Tel: (605) 332-0605
 Media Relations Contact: Nick Robinson (nick@skyforceonline.com)
 NBA Affiliation: Miami

**South Bay Lakers**

2275 East Mariposa Avenue, El Segundo, CA
90245
Arena: UCLA Health Training Center
Tel: (310) 426-6000
Media Relations Contact: Cole Knox (cknox@
sb-lakers.com)
NBA Affiliation: Los Angeles Lakers

Stockton Kings

400 East Main Street, Suite 760 Stockton, CA
95202
Arena: Stockton Arena
Tel: (888) 564-7209
Media Relations Contact: Avery Jacobs
(Ajacobs@kings.com)
NBA Affiliation: Sacramento

Texas Legends

2601 Avenue of the Stars, Suite 300, Frisco, TX
75034
Arena: Comerica Center
Tel: (214) 469-0822
Media Relations Contact: Britney Wynn (bwynn@
texlegends.com)
NBA Affiliation: Dallas

Westchester Knicks

711 Old Saw Mill River Road, Tarrytown, NY
10591
Arena: Total Mortgage Arena
Tel: (212) 485-7116
Media Relations Contact: Ajah Hawley-
Alexander (Ajah.Hawley-Alexander@msgsports.
com)
NBA Affiliation: New York

Windy City Bulls

5333 Prairie Stone Parkway, Hoffman Estates,
IL 60192
Arena: NOW Arena
Tel: (847) 396-7070
Media Relations Contact: Kyle Brown
(kylebrown@bulls.com)
NBA Affiliation: Chicago

Wisconsin Herd

549 High Avenue, Oshkosh, WI 54901
Arena: Oshkosh Arena
Tel: (920) 233-4374
Media Relations Contact: Jamie Winsted (jamie.
winsted@wisconsinherd.com)
NBA Affiliation: Milwaukee

NBA G-LEAGUE 2021-22 SEASON

G LEAGUE SHOWCASE CUP STANDINGS

CENTRAL

TEAM	W-L	PCT	GB	HOME	AWAY
Fort Wayne	9-5	.643	---	4-2	5-3
Motor City	9-5	.643	---	3-3	6-2
Wisconsin	9-5	.643	---	5-2	4-3
Iowa	7-7	.500	2.0	5-2	2-5
Cleveland	6-8	.429	3.0	4-3	2-5
Grand Rapids	5-8	.385	3.5	2-5	3-3
Windy City	2-7	.222	4.5	0-3	2-4
Sioux Falls	2-10	.167	6.0	2-5	0-5

EAST

TEAM	W-L	PCT	GB	HOME	AWAY
Delaware	14-1	.933	---	9-0	5-1
Maine	10-4	.714	3.5	4-4	6-0
Capital City	7-7	.500	6.5	5-2	2-5
College Park	5-9	.357	8.5	3-4	2-5
Westchester	5-9	.357	8.5	4-2	1-7
Raptors 905	4-8	.333	8.5	3-3	1-5
Long Island	4-10	.286	9.5	3-4	1-6

SOUTH

TEAM	W-L	PCT	GB	HOME	AWAY
Rio Grande Valley	10-4	.714	---	5-2	5-2
Austin	9-5	.643	1.0	4-3	5-2
Birmingham	9-5	.643	1.0	7-1	2-4
Texas	8-6	.571	2.0	4-3	4-3
Memphis	6-8	.429	4.0	3-4	3-4
Lakeland	5-9	.357	5.0	1-6	4-3
Mexico City	4-10	.286	6.0	2-6	2-4
Greensboro	4-10	.286	6.0	1-6	3-4

EAST

TEAM	W-L	PCT	GB	HOME	AWAY
South Bay	10-4	.714	---	5-2	5-2
Oklahoma City	10-5	.667	0.5	6-1	4-4
Agua Caliente	9-5	.643	1.0	3-3	6-2
G League Ignite	7-7	.500	3.0	2-5	5-2
Stockton	7-7	.500	3.0	3-4	4-3
Santa Cruz	6-8	.429	4.0	2-5	4-3
Salt Lake City	4-10	.286	6.0	2-5	2-5

G LEAGUE SHOWCASE CUP RESULTS

QUARTERFINALS

(Single Elimination)

Sunday, December 19

South Bay Lakers defeat Wisconsin Herd, 119-112

Delaware Blue Coats defeat Fort Wayne Mad Ants, 126-101

Oklahoma City Blue defeat Rio Grande Valley Vipers, 119-113 (OT)

Motor City Cruise defeat Maine Celtics, 116-103

SEMIFINALS

(Single Elimination)

Tuesday, December 21

Oklahoma City Blue defeat Motor City Cruise, 99-97

Delaware Blue Coats defeat South Bay Lakers, 122-108

FINALS

(Single Elimination)

Wednesday, December 22

Delaware Blue Coats defeat Oklahoma City Blue, 104-96

G LEAGUE FINAL REGULAR SEASON STANDINGS

EASTERN CONFERENCE

TEAM	W-L	PCT	GB	HOME	AWAY
Raptors 905	24-8	.750	--	13-3	11-5
Delaware	22-10	.688	2	12-4	10-6
Motor City	22-10	.688	2	11-3	11-7
Capital City	21-10	.677	2.5	11-5	10-5
College Park	20-13	.606	4.5	10-6	10-7
Long Island	18-15	.545	6.5	11-5	7-10
Grand Rapids	17-15	.531	7	9-9	8-6
Westchester	17-15	.531	7	12-5	5-10
Fort Wayne	17-17	.500	8	9-7	8-10
Maine	16-16	.500	8	11-5	5-11
Windy City	15-19	.441	10	11-6	4-13
Lakeland	11-21	.344	13	7-8	4-13
Greensboro	9-24	.273	15.5	6-10	3-14
Wisconsin	8-24	.250	16	5-12	3-12
Cleveland	6-26	.188	18	5-12	1-14

WESTERN CONFERENCE

TEAM	W-L	PCT	GB	HOME	AWAY
Rio Grande Valley	24-10	.706	--	12-6	12-4
Agua Caliente	22-11	.667	1.5	10-8	12-3
South Bay	21-11	.656	2	9-7	12-4
Birmingham	18-14	.562	5	12-6	6-8
Texas	19-15	.559	5	9-9	10-6
Iowa	15-17	.469	8	7-7	8-10
Santa Cruz	15-17	.469	8	8-8	7-9
Stockton	15-18	.455	8.5	10-8	5-10
Memphis	15-19	.441	9	5-11	10-8
Oklahoma City	15-20	.429	9.5	8-9	7-11
Austin	13-19	.406	10	7-7	6-12
Sioux Falls	14-21	.400	10.5	7-10	7-11
Salt Lake City	9-23	.281	14	6-9	3-14

G LEAGUE POSTSEASON RESULTS

FIRST ROUND

(Single Elimination)

Tuesday, April 5

Capital City Go-Go defeats College Park Skyhawks, 131-122

Delaware Blue Coats defeat Long Island Nets, 133-16

Texas Legends defeat Birmingham Squadron, 115-100

South Bay Lakers defeat Santa Cruz Warriors, 134-123

CONFERENCE SEMIFINALS

(Single Elimination)

Thursday, April 7

Raptors 905 defeat Capital City Go-Go, 131-126 (OT)

Rio Grande Valley Vipers defeat, Texas Legends, 120-103

Agua Caliente Clippers defeat South Bay Lakers, 112-110

Friday, April 8

Delaware Blue Coats defeat Motor City Cruise, 124-116

CONFERENCE FINALS

(Single Elimination)

Saturday, April 9

Rio Grande Valley Vipers defeat Agua Caliente Clippers, 125-114

Sunday, April 10

Delaware Blue Coats defeat Raptors 905, 143-139

FINALS

(Best of Three)

Tuesday, April 12

Rio Grande Valley Vipers defeat Delaware Blue Coats, 145-128

Thursday, April 14

Rio Grande Valley Vipers defeat Delaware Blue Coats, 131-114

NBA G-LEAGUE 2021-22 SEASON

2021-22 NBA G LEAGUE AWARD WINNERS

Most Valuable Player: Trevelin Queen (Rio Grande Valley Vipers)

Dennis Johnson Coach of the Year: **Mahmoud** Abdelfattah (Rio Grande Valley Vipers)

Defensive Player of the Year: Shaquille Harrison (Delaware Blue Coats)

Rookie of the Year: Mac McClung (South Bay Lakers)

Jason Collier Sportsmanship Award: Andre Ingram (South Bay Lakers)

Most Improved Player: Craig Randall II (Long Island Nets)

Basketball Executive of the Year: Travis Stockbridge (Rio Grande Valley Vipers)

FINALS MVP: Trevelin Queen (Rio Grande Valley Vipers)

SHOWCASE MVP: Jarron Cumberland (Delaware Blue Coats)

2021-22 ALL-NBA G LEAGUE ALL-SHOWCASE TEAM

Cat Barber- College Park Skyhawks

Paris Bass – South Bay Lakers

Jarron Cumberland – Delaware Blue Coats

Cheick Diallo – Motor City Cruise

D.J. Wilson – Oklahoma City Blue

2021-22 ALL-NBA G LEAGUE TEAMS

FIRST TEAM

Justin Anderson – Fort Wayne

Mason Jones – South Bay

Trevelin Queen – Rio Grande

Justin Tillman – College Park

Moses Wright - Texas

SECOND TEAM

Cat Barber – College Park

Charles Bassey – Delaware

Braxton Key – Delaware

Saben Lee – Motor City

Reggie Perry – Raptors 905

THIRD TEAM

Luka Garza – Motor City

Jared Harper – Birmingham

Justin Jackson – Texas

Carl Jones – Texas

Anthony Lamb – Rio Grande

2021-22 G LEAGUE ALL-ROOKIE TEAM

Charles Bassey – Delaware

Luka Garza – Motor City

Carl Jones – Texas

Mac McClung – South Bay

Micah Potter – Sioux Falls

2021-22 G LEAGUE ALL-DEFENSIVE TEAM

Charles Bassey – Delaware

Braxton Key – Delaware

Tacko Fall – Cleveland

Shaquille Harrison – Delaware

Trevelin Queen – Rio Grande

NBA G-LEAGUE 2021-22 LEADERS

SCORING AVERAGE	G	FG	FT	PTS	AVG	REBS PER GAME	G	OFF	DEF	TOT	AVG
Carsen Edwards, SLC	31	308	72	830	26.8	Petr Cornelie, GRG	25	62	259	321	12.8
Craig Randall, LIN	27	262	39	720	26.7	Justin Tillman, CPS	28	143	181	324	11.6
Mason Jones, SBL	28	250	93	713	25.5	Devontae Cacok, AUS	23	69	194	263	11.4
Chris Clemons, MNE	26	210	59	620	23.8	Shevon Thompson, ACC	26	127	165	292	11.2
Justin Tillman, CPS	28	281	57	657	23.5	Kai Jones, GBO	24	68	195	263	11.0
Cat Barber, CPS	28	238	70	644	23.0	Cheick Diallo, MCC	32	93	255	348	10.9
Justin Jackson, TEX	28	204	68	621	22.2	Zylan Cheatham, SLC-BIR	23	45	202	247	10.7
Gabe York, FWN	34	263	65	740	21.8	Tacko Fall, CLC	26	106	170	276	10.6
Mac McClung, WCB-SBL	27	210	69	584	21.6	Jaime Echenique, CAP	28	112	175	287	10.3
Jared Harper, BIR	23	160	66	488	21.2	Yoeli Childs, SLC	23	84	151	235	10.2
Javonte Smart, WIS-SXF	25	187	52	528	21.1	Micah Potter, SXF	33	105	223	328	9.9
Carlik Jones, TEX	33	255	109	696	21.1	Marko Simonovic, WCB	28	92	182	274	9.8
Rayjon Tucker, WIS	27	194	79	569	21.1	Isaac Bonga, RAP	24	62	166	228	9.5
Devon Dotson, WCB	25	202	71	526	21.0	Moses Wright, ACC-TEX	29	81	190	271	9.3
Cameron Young, MHU-CLC	31	226	64	645	20.8	Mfiondu Kabengele, RGV	25	89	143	232	9.3
B.J. Johnson, LAK	24	169	57	499	20.8	Dewan Hernandez, WES	32	74	220	294	9.2
Shaq Buchanan, MHU	34	247	75	689	20.3	Nate Hinton, FWN	33	72	221	293	8.9
Dewan Hernandez, WES	32	258	65	641	20.0	L.J. Figueroa, SCW	32	84	198	282	8.8
Moses Wright, ACC-TEX	29	231	46	570	19.7	Selom Mawugbe, SCW	23	58	141	199	8.7
Matt Ryan, GRG-MNE	30	203	37	582	19.4	Emanuel Terry, STO	29	76	174	250	8.6

ASSISTS PER GAME	G	AST	AVG	FREE THROW PERCENTAGE	FTM	FTA	PCT
Derrick Walton, MCC	25	236	9.4	Jordan Schakel, CAP	49	53	.925
Ahmad Caver, MHU	29	241	8.3	Joe Chealey, GBO	71	77	.922
Carlik Jones, TEX	33	270	8.2	Darius Adams, BIR-FWN	64	70	.914
Cat Barber, CPS	28	227	8.1	Myles Powell, DEL	52	57	.912
Mac McClung, WCB-SBL	27	206	7.6	Joe Young, BIR	50	56	.893
Jared Harper, BIR	23	173	7.5	Cassius Winston, CAP	48	54	.889
Kendall Smith, SCW	25	188	7.5	Quinnndary Weatherspoon, SCW	55	62	.887
Devon Dotson, WCB	25	177	7.1	Justin Anderson, FWN	77	87	.885
Zavier Simpson, OKL	35	237	6.8	Mac McClung, WCB-SBL	69	78	.885
Ashton Hagans, RAP	27	181	6.7	Justin Jackson, TEX	68	77	.883
Joel Ayayi, CAP	29	192	6.6				
Hassani Gravett, LAK	32	208	6.5				
Shaquille Harrison, DEL	27	173	6.4				
Walter Lemon Jr., FWN	32	205	6.4				
Matt Coleman, STO	32	202	6.3				
Craig Randall, LIN	27	170	6.3				
Chris Clemons, MNE	26	163	6.3				
Joe Chealey, GBO	28	171	6.1				
Mason Jones, SBL	28	171	6.1				
Frankie Ferrari, SCW	28	171	6.1				

FIELD GOAL PERCENTAGE	FGM	FGA	PCT	STEALS PER GAME	G	STL	AVG
Tacko Fall, CLC	165	216	.764	Trevelin Queen, RGV	19	60	3.2
Shevon Thompson, ACC	141	205	.688	Gabe York, FWN	34	83	2.4
Tyler Cook, WCB	128	190	.674	Darius Adams, BIR-FWN	27	61	2.3
Emanuel Terry, STO	181	270	.670	Nate Hinton, FWN	33	70	2.1
Zach Hankins, BIR	183	274	.668	Shaquille Harrison, DEL	27	56	2.1
Cheick Diallo, MCC	195	293	.666	Devon Dotson, WCB	25	50	2.0
Charles Basse, DEL	133	205	.649	Braxton Key, DEL	24	48	2.0
Jeremiah Tilmon, LAK	130	202	.644	Ashton Hagans, RAP	27	50	1.9
Jay Huff, SBL	184	287	.641	Jordan Goodwin, CAP	31	57	1.8
Yoeli Childs, SLC	156	249	.627	Ahmad Caver, MHU	29	53	1.8

3-POINT FG PERCENTAGE	3PM	3PA	PCT	BLOCKS PER GAME	G	BLK	AVG
Jodie Meeks, RAP	32	66	.485	Tacko Fall, CLC	26	71	2.7
Lindy Waters, OKL	42	87	.483	Jay Huff, SBL	28	68	2.4
Devin Cannady, LAK	59	126	.468	EJ Onu, TEX-MHU	26	56	2.2
Micah Potter, SXF	49	111	.441	Selom Mawugbe, SCW	23	47	2.0
Quinn Cook, STO	33	75	.440	Kai Jones, GBO	24	49	2.0
Jalen Crutcher, GBO	99	227	.436	Moses Wright, ACC-TEX	29	53	1.8
Jeff Dowtin, WIS-LAK	38	88	.432	Aric Holman, AUS	31	52	1.7
Tyrone Wallace, LIN	47	109	.431	Braxton Key, DEL	24	39	1.6
Nik Stauskas, GRG-MNE	56	130	.431	Jon Teske, LAK	29	46	1.6
Marcus Georges-Hunt, CPS	55	129	.426	Scottie Lewis, GBO	32	47	1.5

MINUTES PER GAME	G	MIN	AVG
Craig Randall, LIN	27	1102	40.8
Gabe York, FWN	34	1292	38.0
Nate Hinton, FWN	33	1241	37.6
Mason Jones, SBL	28	1043	37.2
Javonte Smart, WIS-SXF	25	920	36.8
Ahmad Caver, MHU	29	1063	36.7
Justin Jackson, TEX	28	1016	36.3
Jared Wilson-Frame, SLC	32	1158	36.2
Mac McClung, WCB-SBL	27	976	36.2
Cat Barber, CPS	28	1012	36.1



COMMUNITY



SACRAMENTO KINGS FOUNDATION

SACRAMENTO KINGS FOUNDATION AND SOCIAL RESPONSIBILITY DEPARTMENT

The Sacramento Kings are truly bigger than basketball. Through the Sacramento Kings Foundation, the organization seeks to support the region's economic and emotional growth by investing and aligning its time, resources, talent and passion. Being a positive agent of change is at the core of the Kings ongoing efforts to do good, impact the world and make Sacramento proud. This season, the Kings remain committed to the Do Good priority areas: Health, Education, Sustainability and Social Justice.

2021-22 YEAR IN REVIEW

FOURTH INSTALLMENT OF TEAM UP FOR CHANGE SUMMIT

During the 2021-22 season, the Sacramento Kings, in partnership with the Milwaukee Bucks, Minnesota Timberwolves and Lynx, Indiana Pacers and Fever, Dallas Mavericks and Wings, Cleveland Cavaliers, Utah Jazz, Orlando Magic, LA Clippers and San Antonio Spurs hosted the fourth installment of "Team Up for Change," an award-winning initiative that seeks to unite, inspire and activate around a shared commitment and call for racial equality and social justice. Through interactive and educational programming, the thirteen teams focused on building with their respective communities and highlight the experience of young people through various programmatic elements that lift their voices including the Week of Action and The Huddle. The team participated in the MLK365 March for the Dream virtual event, hosted a Jr. Kings Clinic, held a virtual conversation with Gitanjali Rao, TIME and Nickelodeon's 2020 Kid of the Year and partnered with Dialpad to announce College Track as the recipient of the Huddle Lab, a technology room for afterschool programs working towards developing the next generation of young scholars. The Kings installment of The Huddle, a unique dialogue with a player or coach and a local young person around their views and priorities in achieving social and racial equity, features high school senior Morning Cloud conversing with Kings players and coaches about her passion and efforts in advocating for others and being a voice for the voiceless.

RALLY THE VOTE

Rally the Vote, the Sacramento Kings led first-of-its-kind nonpartisan voter registration coalition, originally launched in September 2018 as a nine-team effort to urge fans to vote. In 2020, the coalition grew exponentially to over 50 members, including professional sports teams and leagues across the country, encouraging fans to register to vote and promoting the use of team facilities to increase voting access. The effort reached over 50 million fans ahead of Election Day. During the 2021-22 season, the team continued efforts to expand voter education.

SEVENTH ANNUAL DO GOOD SUMMIT

The Kings Foundation hosted the seventh annual Do Good Summit for over 500 regional nonprofits to learn more about the foundation's work, priorities and opportunities to engage for the 2021-22 NBA season. The summit is an annual event to kick-off community initiatives and programs, engage with nonprofit leaders and share best practices.

JR. KINGS

Jr. Kings is committed to developing kids ages 6 to 14 as well-rounded players and works with all skill levels to cultivate respect, sportsmanship and work ethic in addition to mastering the fundamentals of the game. Throughout the season, the team hosted numerous clinics, exposing youth to the best coaches in the region, the most individualized and effective instruction and all the excitement that only an NBA program can offer.

BUILD.BLACK. COALITION

Continuing a multi-year commitment and partnership with the Build.Black. Coalition, the Kings remained focused on efforts to advance black communities through deep investment in Sacramento's black youth by promoting education, workforce preparation and economic development. In the summer of 2021, the Kings supported the fourth annual Kings and Queens Rise co-ed sports and mentoring league hosting in-person and virtual basketball gaming, socially distanced golf training and mentoring sessions.

The team then tipped off the fifth annual season of Kings and Queen Rise Co-Ed Youth Sports and Mentoring League in summer 2022 through a partnership with The Center at Sierra Health Foundation's Build.Black. Coalition, Black Child Legacy Campaign and My Brother's Keeper Sacramento programs.

Kings and Queens Rise provides young people opportunities to engage in inter-community activities, which help prevent and interrupt violence. The program is a caring and safe environment where mentors teach community building and sportsmanship.



COMMUNITY IMPACT



STUDIO SESSIONS

In December 2018, the Kings and Golden 1 Center opened the world's first full-service music studio in a professional sports arena. The Kings have used this studio to make top entertainment talent accessible as mentors for youth groups throughout Sacramento. During the 2021-22 season, the team hosted sessions with GRAMMY® nominated, platinum-selling singer and songwriter Montell Jordan, hip-hop legends Sugar Hill Gang and GRAMMY® award-winning rapper, singer, producer and actor Coolio.

LIFT

The Kings remained dedicated to their organization-wide commitment to Lead, Inspire, Flourish and Thrive (LIFT) through volunteerism. Volunteer opportunities included assisting with Season of Doing Good, mentoring sessions with MENTOR California and mind health advocacy with several community partners.

MATH HOOPS

The Kings, in partnership with NBC Sports, wrapped up the sixth season of Math Hoops, using a board game with current NBA players to improve necessary math skills in elementary, middle and afterschool programs. The program has grown to serve over 10,000 students and 198 educators across the region in several school districts and afterschool sites. Team Unstoppable won the 2021 NBA Math Hoops national championship from Sacramento.

NBA FIT WEEK

As an amplification of NBA FIT, the Sacramento Kings hosted events to encourage community members to lead healthy lives through mind, body and spirit. The activities include fitness classes at Golden 1 Center, a health and wellness vendor expo, Jr. Kings clinics and more. In addition, in July 2021, the Kings partnered with Kaiser Permanente to host a COVID-19 Vaccine Clinic at Golden 1 Center.



BASKETBALL COURT REFURBISHMENTS

To provide community enrichment, the Kings Foundation and Kaiser Permanente refreshed four courts, located at McClatchy Park, Royer Park, LeVar Burton Park and Sacramento Central YMCA, bringing their total to 17 courts over the past eight years. This effort includes the first art courts by local artists and updated equipment for more people to play basketball.

ROOT GARDENS

ROOT Gardens encourage healthy eating and change the way families and adults interact with food by providing access to fresh vegetables, fruits and herbs and participating in food literacy programs. The Sacramento Kings and Raley's helped open two community gardens this year, one at Eskaton Natomas Manor and one at Mack Road Valley Hi Community Center, bringing their total to eleven gardens provided to the region.

HERITAGE AND THEME NIGHTS

Through game night programming and community events, the Sacramento Kings have a long history of assisting diverse and inclusive organizations throughout the region, working to enhance the lives of the people that the franchise engages with. Last season the team celebrated more than a dozen theme nights that celebrated various cultures. Programming included West African Heritage, HBCU and a distinguished tech and investing panel to encourage young, Black, diverse, aspiring entrepreneurs in the Sacramento region.

ABOUT NBA CARES

NBA Cares is the league's global social responsibility program that builds on the NBA's mission of addressing important social issues. NBA Cares programs and participants have provided more than 6.2 million hours of hands-on service and created more than 2,042 places where kids and families can live, learn or play in communities around the world. Internationally, NBA Cares has created more than 375 places where kids and families can live, learn or play in 40 countries and territories. NBA Cares works with nationally and internationally recognized youth-serving programs that support education, youth and family development, and health-related causes, including: Boys & Girls Clubs of America, Vera Institute of Justice, Thurgood Marshall College Fund, UNICEF, Special Olympics, The Jed Foundation, Share Our Strength and GLSEN.





Inaugurated in 2003, the Oscar Robertson Triple-Double Award is presented each season to a deserving Kings player who best exemplifies winning characteristics, both as an athlete and a conscientious citizen active in the community. Deconstructed, the “triple” signifies on-court accomplishments as a team leader, embodies the spirit of sportsmanship and plays an outstanding all-around game. The “double” represents the player’s impact off the court by demonstrating a commitment to community service and family.

Heralded as one of the finest players in NBA history, Oscar Robertson left an indelible impression on the league when he averaged a triple-double in 1961-62, posting an astounding 30.8 ppg, 12.8 rpg and 11.4 apg. The feat has not been duplicated since and remains one of the sport’s most elusive statistical achievements. Robertson finished his career with 181 career triple-doubles, 41 of which he logged during the historic ‘61-62 campaign, each NBA records.

In the 2021-22 season, Kings forward Harrison Barnes was recognized for the second year in a row for being a vocal advocate for voter rights, addressing systemic racism, investing in Black youth, and embracing the critical responsibility of leading philanthropic efforts.

Evolving through his journey in Sacramento, Barnes continues to find ways to support those who need a helping hand the most. During the holiday season, Barnes and his wife Brittany, gifted 100 families associated with Sierra Health Foundation grocery gift cards to Raley’s and provided a meal at Fixin’s.

Barnes uses his voice to advocate for humanitarian causes and social justice issues. He partnered with UNICEF on relief efforts following the devastating earthquake in Haiti.

In spring 2022, Barnes participated in The Huddle as part of the Sacramento Kings led award-winning social justice initiative, Team Up for Change. The Huddle, a unique dialogue with a player or coach and a local young person around their views and priorities in achieving social and racial equity, features high school senior Morning Cloud conversing with Barnes and Kings staff. Morning Cloud joined Kings players at practice and while touring the Museum of National African American Heritage and Culture, National Museum of the American Indian and monuments in Washington, D.C. During the conversation, Barnes shared his dedication to inspiring change.

In addition, Barnes uses his platform for good and amplifies educational resources and conversations on his social media channels. He also uses his channels to amplify a series he launched entitled “Conversations with Harrison,” in which he speaks with nonprofit and community leaders, educators, athletes, elected officials and business leaders to promote their work and bring attention to their causes.

Barnes has also joined as Co-Founder of Give Us the Ballot, a community organizing group collectively working with other grassroots organizers to fight and protect voting rights for all. Founded by Martin Luther King III and his wife, Arndrea Waters King, it supports BIPOC and local organizers working in critical states to fight voter suppression and press their Senators to pass election reform legislation. Barnes works with Goalsetter, sponsoring bank accounts for youth in the Oakland and Chapel Hill/Raleigh areas. And he works with When We All Vote to bring attention to voting issues.

Barnes is constantly challenging his teammates and coaches to educate themselves and use their personal platforms. His passionate and continued efforts to influence change inspires his teammates and peers. He has also been an outspoken member of the NBA Foundation Board of Directors and the National Basketball Players Association.

OSCAR ROBERTSON TRIPLE-DOUBLE AWARD	
2003	Chris Webber
2004	Vlade Divac
2005	Peja Stojakovic
2006	Corliss Williamson
2007	Corliss Williamson
2008	Kevin Martin
2009	Francisco Garcia
2010	Beno Udrih
2011	Samuel Dalembert
2012	Isaiah Thomas
2013	Jason Thompson
2014	Rudy Gay
2015	Ben McLemore
2016	Quincy Acy
2017	Garrett Temple
2018	Garrett Temple
2019	De'Aaron Fox
2021	Harrison Barnes
2022	Harrison Barnes



MISC

PRESEASON HISTORY

2022 PRESEASON GAME-BY-GAME (1-0)

DATE	OPPONENT	W/L	SCORE	HIGH SCORING	HIGH REBOUNDS	HIGH ASSISTS	ATTEN.
Oct. 3	@ L.A. Lakers	W	105-75	Murray - 16	Murray - 6 Monk - 6	Dellavedova - 3 Mitchell - 3	17,919
Oct. 9	Portland	W	126-94	Murray-16	Sabonis-7	Mitchell-5	14,250
Oct. 12	@Phoenix	W	105-104	Fox-15	Sabonis-10	Sabonis-5	16,085
Oct. 12	@ Phoenix						
Oct. 14	L.A. Lakers						

SACRAMENTO-ERA PRESEASON RESULTS

<p>2021 (4-0)</p> <p>W Phoenix 106 - Kings - 117</p> <p>W Kings 113 - LA Clippers 98</p> <p>W Kings 107 - Portland 93</p> <p>W Lakers 112 - Kings 116</p> <p>2020 (2-2)</p> <p>L Kings 102 - Trail Blazers 127</p> <p>W Kings 121 - Trail Blazers 106</p> <p>W Warriors 113 - Kings 114</p> <p>L Warriors 113 - Kings 105</p> <p>2019 (3-2)</p> <p>L Indiana 132 - Kings 131^{OT}</p> <p>L Kings 106 - Indiana 130</p> <p>W Phoenix 88 - Kings 105</p> <p>W Kings 128 - Utah 115</p> <p>L Utah 132 - Kings 93</p> <p>L Mel. United 110 - Kings 124</p> <p>2018 (2-4)</p> <p>W Kings 106 - Phoenix 102</p> <p>L Kings 123 - LA Lakers 128</p> <p>L Kings 94 - Golden State 122</p> <p>W Maccabi Haifa 100 - Kings 132</p> <p>L Utah 132 - Kings 93</p> <p>L Kings 115 - Portland 118</p> <p>2017 (1-5)</p> <p>W San Antonio 100 - Kings 106</p> <p>L Kings 93 - San Antonio 113</p> <p>L Kings 69 - L.A. Lakers 75</p> <p>L Portland 97 - Kings 83</p> <p>L Kings 87 - LA Clippers 104</p> <p>L Kings 106 - Golden State 117</p> <p>2016 (3-3)</p> <p>L Kings 84 - LA Lakers 103</p> <p>L Kings 96 - Golden State 105</p> <p>W Maccabi Haifa 96 - Kings 135</p> <p>W Kings 116 - LA Lakers 104</p> <p>W Washington 119 - Kings 124</p> <p>L LA Clippers 92-Kings 89</p> <p>2015 (5-1)</p> <p>L Kings 109 - Portland 105</p> <p>W Kings 98 - Phoenix 102</p> <p>L San Antonio 92 - Kings 95</p> <p>L Portland 90 - Kings 94</p> <p>W Kings 107 - LA Lakers 102</p> <p>L Kings 107 - New Orleans 98</p> <p>2014 (3-4)</p> <p>L Toronto 99 - Kings 94</p> <p>W Kings 113 - Toronto 106</p> <p>L Brooklyn 97 - Kings 95</p> <p>L Brooklyn 129 - Kings 117</p> <p>W Kings 91 - Maccabi Haifa 59</p> <p>L San Antonio 106 - Kings 99</p> <p>W Kings 93 - LA Lakers 92</p> <p>2013 (5-2)</p> <p>L Golden State 94 - Kings 81</p> <p>W Kings 104 - LA Lakers 86</p> <p>W Kings 99 - LA Clippers 88</p> <p>W Kings 107 - Phoenix 90</p> <p>L Portland 109 - Kings 105</p> <p>W Kings 91 - Golden State 90</p> <p>W Kings 110 - LA Clippers 100</p> <p>2012 (5-2)</p> <p>W Kings 102 - Phoenix 96</p> <p>W Kings 117 - Portland 100</p> <p>L Golden State 98 - Kings 88</p> <p>W Kings 103 - LA Lakers 98</p> <p>W Kings 99 - LA Lakers 92</p> <p>L Phoenix 103 - Kings 88</p> <p>W Kings 94 - LA Lakers 82</p> <p>2011 (1-1)</p> <p>L Golden State 107 - Kings 96</p> <p>W Kings 95 - Golden State 91</p>	<p>2010 (3-4)</p> <p>W Kings 109 - Phoenix 95</p> <p>L LA Clippers 120 - Kings 88</p> <p>L Golden State 95 - Kings 86</p> <p>W Kings 116 - Golden State 97</p> <p>L LA Lakers 98 - Kings 95</p> <p>W Kings 96 - LA Clippers 94</p> <p>L Utah 82 - Kings 71</p> <p>2009 (2-5)</p> <p>L Portland 98 - Kings 86</p> <p>L Portland 89 - Kings 86</p> <p>L LA Lakers 98 - Kings 92</p> <p>W Kings 94 - OK City 85</p> <p>L Phoenix 143 - Kings 127</p> <p>W Kings 104 - OK City 89</p> <p>L Utah 95 - Kings 85</p> <p>2008 (1-7)</p> <p>L Portland 110 - Kings 81</p> <p>W Kings 94 - OK City 85</p> <p>L LA Lakers 94 - Kings 89</p> <p>L LA Clippers 116 - Kings 112</p> <p>L Houston 95 - Kings 90</p> <p>L Dallas 124 - Kings 109</p> <p>L Portland 112 - Kings 98</p> <p>L Houston 110 - Kings 97</p> <p>2007 (3-5)</p> <p>W Kings 104 - Seattle 98</p> <p>L Phoenix 110 - Kings 99</p> <p>L Dallas 101 - Kings 99</p> <p>W Kings 105 - Utah 91</p> <p>L Portland 101 - Kings 77</p> <p>W Kings 111 - Portland 87</p> <p>L LA Clippers 92 - Kings 90</p> <p>L LA Lakers 101 - Kings 97</p> <p>2006 (5-3)</p> <p>W Kings 111 - Dallas 90</p> <p>W Kings 96 - LA Lakers 91</p> <p>L Phoenix 114 - Kings 94</p> <p>W Kings 112 - Utah 96</p> <p>W Kings 117 - NO/OK City 93</p> <p>L NO/OK City 84 - Kings 81</p> <p>L Seattle 103 - Kings 88</p> <p>W Kings 84 - Portland 78</p> <p>2005 (3-5)</p> <p>L Dallas 96 - Kings 83</p> <p>W Kings 90 - LA Clippers 84</p> <p>W Kings 114 - Golden State 99</p> <p>L Denver 102 - Kings 99</p> <p>W Kings 100 - Portland 80</p> <p>L Phoenix 100 - Kings 88</p> <p>L Phoenix 112 - Kings 102</p> <p>L LA Lakers 105 - Kings 103</p> <p>2004 (2-6)</p> <p>L Golden State 97 - Kings 79</p> <p>L Houston 88 - Kings 86</p> <p>W Kings 91 - Houston 89</p> <p>L LA Lakers 105 - Kings 80</p> <p>L Utah 101 - Kings 88</p> <p>W Kings 92 - New Orleans 87</p> <p>L Dallas 112 - Kings 93</p> <p>L Phoenix 124 - Kings 96</p> <p>2003 (4-4)</p> <p>W Kings 101 - LA Clippers 82</p> <p>W Kings 111 - Portland 100</p> <p>L Golden State 111 - Kings 94</p> <p>L Houston 82 - Kings 78</p> <p>L Houston 88 - Kings 72</p> <p>L Seattle 109 - Kings 107</p> <p>W Kings 121 - Dallas 99</p> <p>W Kings 93 - LA Lakers 87</p>	<p>2002 (6-2)</p> <p>L Dallas 105 - Kings 94</p> <p>W Kings 102 - Utah 92</p> <p>W Kings 92 - Golden State 74</p> <p>L New York 87 - Kings 84</p> <p>W Kings 91 - Seattle 90</p> <p>W Kings 99 - Portland 96</p> <p>W Kings 115 - Cleveland 94</p> <p>W Kings 93 - LA Lakers 88</p> <p>2001 (4-4)</p> <p>W Kings 101 - Utah 95</p> <p>L Portland 107 - Kings 104</p> <p>W Kings 107 - Dallas 88</p> <p>L Portland 101 - Kings 100</p> <p>L Seattle 101 - Kings 99</p> <p>W Kings 109 - LA Lakers 104</p> <p>W Kings 107 - Memphis 94</p> <p>L Seattle 106 - Kings 88</p> <p>2000 (4-4)</p> <p>W Kings 107-Utah 83</p> <p>L Milwaukee 91 - Kings 89</p> <p>L Indiana 92 - Kings 83</p> <p>W Kings 92 - Memphis 90</p> <p>L Seattle 113 - Kings 110</p> <p>W Kings 118 - LA Lakers 111</p> <p>L Seattle 113 - Kings 109</p> <p>W Kings 99 - Portland 90</p> <p>1999 (3-5)</p> <p>L Detroit 129 - Kings 115</p> <p>W Kings 96 - Indiana 95</p> <p>L Indiana 116 - Kings 107</p> <p>W Kings 100 - Chicago 85</p> <p>L Portland 99 - Kings 93</p> <p>W Kings 103 - Vancouver 101</p> <p>L Seattle 133 - Kings 128</p> <p>L Portland 103 - Kings 96</p> <p>1998 (2-0)</p> <p>W Kings 91 - Golden State 88</p> <p>W Kings 89 - Golden State 85</p> <p>1997 (4-4)</p> <p>L Portland 107 - Kings 96</p> <p>L Milwaukee 94 - Kings 86</p> <p>W Kings 103 - LA Clippers 92</p> <p>W Kings 94 - Portland 74</p> <p>W Kings 98 - Vancouver 81</p> <p>L Detroit 104 - Kings 84</p> <p>L Indiana 101 - Kings 71</p> <p>W Chicago 87 - Kings 81</p> <p>1996 (3-5)</p> <p>L Golden State 118 - Kings 80</p> <p>W Kings 103 - Portland 97</p> <p>W Kings 83 - Detroit 82</p> <p>W Kings 98 - LA Clippers 94</p> <p>L Denver 95 - Kings 87</p> <p>L Denver 115 - Kings 105</p> <p>L Chicago 111 - Kings 90</p> <p>L Chicago 97 - Kings 91</p> <p>1995 (5-2)</p> <p>W Kings 127 - Denver 112</p> <p>L LA Clippers 120 - Kings 74</p> <p>W Kings 101 - Vancouver 72</p> <p>L Detroit 103 - Kings 97</p> <p>W Kings 112 - Chicago 111^{OT}</p> <p>W Kings 110 - Vancouver 84</p> <p>W Kings 111 - Golden State 103</p> <p>1994 (1-6)</p> <p>L LA Lakers 110 - Kings 103</p> <p>L LA Lakers 125 - Kings 120</p> <p>L LA Clippers 114 - Kings 109</p> <p>L Denver 124 - Kings 118</p> <p>L Detroit 107 - Kings 91</p> <p>L Chicago 109 - Kings 101</p> <p>W Kings 107 - Golden State 105</p>	<p>1993 (2-6)</p> <p>W Kings 115 - Portland 105</p> <p>L Denver 113 - Kings 96</p> <p>L Denver 121 - Kings 99</p> <p>L Chicago 106 - Kings 102</p> <p>L Chicago 101 - Kings 99</p> <p>L Boston 126 - Kings 125</p> <p>W Kings 113 - Golden State 111</p> <p>L Portland 101 - Kings 95</p> <p>1992 (2-5)</p> <p>L Golden State 124 - Kings 115</p> <p>L LA Lakers 133 - Kings 117</p> <p>W Kings 110 - Seattle 108</p> <p>L LA Lakers 119 - Kings 102</p> <p>L Chicago 105 - Kings 96</p> <p>L Chicago 102 - Kings 93</p> <p>W Kings 111 - Portland 103</p> <p>1991 (0-6)</p> <p>L Utah 111 - Kings 104</p> <p>L Golden State 110 - Kings 100</p> <p>L Portland 106 - Kings 105</p> <p>L Seattle 110-Kings 106</p> <p>L Utah 104-Kings 100</p> <p>L Golden St. 122-Kings 116</p> <p>1990 (3-4)</p> <p>W Kings 116 - Miami 110</p> <p>W Kings 111 - Golden State 105</p> <p>L Portland 114 - Kings 82</p> <p>W Kings 94 - Portland 89</p> <p>L Golden State 144 - Kings 107</p> <p>L Seattle 98 - Kings 89</p> <p>L Seattle 117 - Kings 116</p> <p>1989 (2-6)</p> <p>L LA Lakers 115 - Kings 94</p> <p>L LA Lakers 110 - Kings 99</p> <p>L Golden State 137 - Kings 111</p> <p>W Kings 95 - LA Clippers 91</p> <p>L LA Clippers 112 - Kings 107</p> <p>L Seattle 123 - Kings 110</p> <p>L Seattle 115 - Kings 98</p> <p>W Kings 119 - Golden State 114</p> <p>1988 (3-4)</p> <p>L LA Clippers 125 - Kings 115</p> <p>W Kings 114 - LA Clippers 111</p> <p>W Kings 109 - Golden State 98</p> <p>L Phoenix 138 - Kings 117</p> <p>W Kings 103 - San Antonio 97</p> <p>L San Antonio 115 - Kings 96</p> <p>L Phoenix 121 - Kings 112</p> <p>1987 (5-3)</p> <p>W Kings 122 - LA Clippers 105</p> <p>W Kings 135 - Golden State 117</p> <p>W Kings 125 - LA Clippers 120</p> <p>L Seattle 123 - Kings 116^{OT}</p> <p>L Seattle 109-Kings 101</p> <p>W Kings 122 - Golden State 104</p> <p>L San Antonio 135 - Kings 131</p> <p>W Kings 135 - Phoenix 123</p> <p>1986 (3-5)</p> <p>W Kings 105 - Golden State 104</p> <p>W Kings 134 - Seattle 120</p> <p>L Seattle 106 - Kings 94</p> <p>L Golden State 97 - Kings 84</p> <p>W Kings 112 - LA Clippers 91</p> <p>L Portland 111 - Kings 99</p> <p>L Portland 96 - Kings 82</p> <p>L Portland 113 - Kings 111</p> <p>1985 (2-2)</p> <p>L Indiana 110 - Kings 94</p> <p>W Kings 132 - LA Clippers 125</p> <p>L LA Clippers 114 - Kings 109</p> <p>W Kings 107 - Golden State 99</p>
---	---	--	---

GOLDEN 1 CENTER - HOME OF THE KINGS



GOLDEN 1 CENTER

Critically acclaimed, award-winning Golden 1 Center enters its sixth season as the home of the Sacramento Kings. In 2013, tech entrepreneur and innovator Vivek Ranadivé purchased the Sacramento Kings securing the team's future in California's capital city. As part of the agreement to purchase the team, Vivek guaranteed a new NBA arena for the 2017 season. Not only did the team open a facility one year ahead of schedule, but they constructed the world's most technologically advanced and most sustainable sports and entertainment facility in the world.

Sitting in the heart of downtown Sacramento, Golden 1 Center brings the community together through their favorite interests: sports, music, entertainment, food, beverage and culture. The innovations and achievements of Golden 1 Center regarding technology, sustainability and fan engagement have sparked change in the sports industry and how businesses connect with their communities.

Golden 1 Center is the first indoor sports arena to earn a LEED Platinum Designation from the United States Green Building Council, which recognizes environmentally conscious buildings and organizations at the highest level. It is the first arena in the world to be 100% solar powered and includes "solar days" during the offseason in which the arena operates completely off the grid. Designed to take advantage of Sacramento's resources, the arena has five massive hangar doors that fold in half and open the arena to the city's temperate climate. It allows the team to cool the building with a local climate phenomenon – the Delta Breeze – and save energy. Ninety percent of the arena food and beverage is sourced within 150 miles of the venue, preserving freshness and minimizing the impact on the environment by reducing vehicle miles traveled. Thousands of meals from unserved arena food have been redistributed through the venue's donation program, Second That. And in recognition of the arena's high standards in maintenance, emergency preparedness, cleaning and sanitation, Golden 1 Center received the WELL Health-Safety Rating and the GBAC Star Facility Accreditation.

Golden 1 Center's technology infrastructure has redefined fan experience. It is home to an 84-foot-long scoreboard and is the only 4K Ultra HD video screen in the league, which has over 700 professional displays and 13,000 square feet of LED video within the screen. It is wired with over 1,000 miles of cable power, making it the most advanced network in sports. And it holds a 200-gigabit internet connection that powers the venue's connectivity with free Wi-Fi throughout the arena, which is 17,000 times faster than your average home Internet connection. It utilizes a one-of-a-kind app that places a "remote control" into the fans' hands by providing guests with access to the

arena's enhanced network with real-time information, on-demand services and even the ability to provide feedback to adjust the arena's temperature in their section. Additionally, the team partnered with Zipin to open the world's first in-arena checkout free convenience store, which uses cameras, sensors and artificial intelligence to identify items customers purchase as they walk around the store, allowing guests and fans to enter, grab items and walk out in approximately one minute.

In 2018, Golden 1 Center preserved its innovative and inclusive spirit by pairing up with Kulture City and medical professionals to create California's first sensory room in a sports venue, which opened during the Kings annual autism awareness game. Located on the Event Level of the arena, the room features calming bubbles and texturized walls, specialized furniture and soothing sounds for a quieter and more secure environment. The room is designed to provide a more comfortable experience for guests who may have challenges with sensory regulation. Golden 1 Center is also equipped with special sensory kits at the Guest Services Station in sections 109 and 207 while nearly 400 staff members have been trained to assist guests who may need help with sensory needs.

From the beginning of the project, the venue was designed to be "bigger than basketball." The arena has continued to spur development in Sacramento and profoundly impacted the community. Since the arena opening in 2016, it has become the center of more than \$6.5 billion in investment in the greater Downtown area. Through its five years of operation, the arena has changed the city's culture and entertainment calendar with hundreds of community events and world-class performers including Lady Gaga, Justin Timberlake, J. Cole, Kendrick Lamar, Post Malone, Paul McCartney, Bruno Mars, Mana, Tom Petty, Elton John, and Carrie Underwood. Golden 1 Center continues to rank as a top entertainment destination, creating an epicenter of entertainment for Sacramento and Northern California as one of the world's greatest sports and entertainment facilities.

For all its innovations, it has earned the 2017 Sports Business Journal Facility of the Year award and over 30 other awards and accolades highlighting its beautiful design, technological advancements, environmental innovations, and premium accommodations.

For more information on Golden 1 Center visit: <http://www.golden1center.com>



Downtown Commons (DOCO)

Golden 1 Center sits adjacent to Downtown Commons (DOCO) – Sacramento’s lifestyle and entertainment district. Developed by the Sacramento Kings, the \$1 billion investment to enhance Sacramento’s downtown features 1.8 million square feet of the region’s best retail, dining, hotel and entertainment options and Public art sprinkles the 3-acre plaza which wraps the arena and extends through the lobby of the Kimpton Sawyer hotel.

The Sawyer, a one-of-one hotel managed by Kimpton, brings guests into the heart of the city’s entertainment district. It overlooks Golden 1 Center, while embracing the region’s affinity for nature and the outdoors through spaces that feature organic textures, natural patterns, and abundant open-air areas with views to the Sierras, the State Capitol and one of Sacramento’s iconic bridges. Go no further than the third-floor bar and lounge, Revival, and outdoor pool deck, perched above the plaza, to experience locally inspired food, craft cocktails and beer, and local wines. One of the world’s top 500 hotels by Travel + Leisure, the Sawyer is available for booking.

At the top of the hotel sit 45 luxury residences that have sparked a renaissance in Sacramento’s real estate market. The Residences at the Sawyer are Sacramento’s first fully-amenitized luxury condominiums featuring a private residents’ lounge, fitness center, 24-hour concierge, residential doorman, valet and à la carte hotel services.

Learn more at restaurants, retailers and upcoming events at DOCOSacramento.com.

GOLDEN 1 CENTER SEATING CHART



TICKET INFORMATION

Tickets for all Golden 1 Center events, including Kings games, can be purchased at the Golden 1 Center Box Office or any Ticketmaster outlet, or charged via phone 888-91-KINGS (54647) by calling any Ticketmaster outlet, or online at www.kings.com/tickets.

Golden 1 Center Office hours: Mon.-Fri., 10 a.m.-6 p.m.; Saturday, 10 a.m.-2 p.m.; Sunday, closed unless there is an event. Sunday event days will open 2 hours prior to doors opening.



MEDIA

KINGS BROADCASTING



With 10 Emmy Awards and 18 Nominations, the Sacramento Kings Broadcast Team has elevated its television production to one of the highest levels in all of professional sports. For the 2022-23 season, NBC Sports California will televise all 82 regular season games and one preseason contest. Flagship radio station Sactown Sports 1140 will broadcast a total of 86 Kings games - four preseason and 82 regular season games. Sacramento is scheduled to make five national television appearances (one on ESPN and four on NBA TV) in 2022-23.



NBC SPORTS CALIFORNIA:

NBC Sports California enters its 18th consecutive season with the Kings and will see top broadcaster Mark Jones as the primary play-by-play duties while Kyle Draper will fill in for Jones on occasion. Kayte Christensen begins her second season as the Game Analyst. The Kings commitment to providing the best TV experience continues with all telecasts produced in High Definition (HD).



Sactown Sports 1140: Kings Radio Flagship

The region's 50,000-watt flagship radio station, Sactown Sports, will once again broadcast all 88 Kings games in 2018-19. The "G-Man", Gary Gerould, enters his 38th year (over 2,700 games) as the voice of the Kings. The "Kings Live" pregame show, packed full of interviews and features, rolls through your radio 30 minutes prior to tip. The "Kings Live" postgame show, powered by KHTK Sports calls and locker room reaction, takes you home for 30 minutes after the game. Jason Ross hosts the show.



GARY GEROULD
Radio Play-By-Play

Entering his 38th season with the Kings and having called 2,938 Kings games, Gary Gerould has been the "Voice of the Kings" since the team's arrival in Sacramento in 1985 as the radio play-by-play announcer on the club's flagship station Sactown Sports (1140 AM). Gerould is widely considered one of the best play-by-play announcers in all of sports broadcasting. He called game No. 2,500 on March 5th, 2017 versus Utah. His 2,000th Kings broadcast came on December 8, 2010, versus Washington. He is among the top five in longevity among NBA broadcasters.

Besides his work with the Kings, Gerould covered network TV motor sports for the last 37 years - 12 for the \$50 million NHRA drag racing tour for ESPN Television and 25 covering the Indy car circuit as a pit reporter for world-wide events, including the Indy 500. His last broadcast was on November 15, 2015, on ESPN for the Auto Club NHRA Finals in Pomona. He has been a part of more than 1,800 nationally televised events, with the 1,500th coming at the U.S. Nationals in Indianapolis.

Prior to joining ABC, Gerould spent 11 years at NBC and was a member of the network's coverage team at the XXIV Olympic Games in Seoul. He also served as a regular NFL play-by-play announcer in addition to his motor sports duties. Additionally he was a member of the Turner Broadcast Network telecast of the 1990 Goodwill Games in Seattle.

Gerould's broadcasting career dates back to his high school days in Midland, Mich., as a play-by-play announcer for the local radio station. In 2000, he was inducted into the Midland Hall of Fame. A speech and physical education graduate of Anderson (Indiana) University, Gerould headed west to Chico, Calif., in 1963 where he became the news and sports director at KHSL Radio.

In 1965, he moved to Sacramento and joined the sports department at KCRA-TV, where he worked for 12 years. During that span he also was the play-by-play announcer for Sacramento State football and basketball. In 1977, he formed Gary Gerould Enterprises and since then has freelanced as a public relations consultant, commercial spokesman, and motor sports writer and broadcaster.

He and his wife, Marlene, have a daughter, Beth, and a son, Bob, who also enjoys a career in professional sports broadcasting.



MARK JONES
Television Play-By-Play

Mark Jones enters his third season as the team's primary TV play-by-play announcer. The Toronto native brings more than 30 years of experience to Sacramento and is most recognized for his national televised work on ESPN and ABC Sports. Most recently, Jones has been an active member of ESPN's broadcast team in Orlando, Fla., especially during the NBA's restart. He will continue serving as a play-by-play commentator for ESPN's NBA and college football coverage while serving as the lead TV voice for the Kings.

Jones joined ESPN in 1990 and has spent his time on various assignments, including content for NBA Finals, WNBA and men's and women's college basketball. During 1991-96 and 2007-10, he served as an anchor and reporter for ESPN's SportsCenter coverage of the NBA Finals, called play-by-play for the 2011 NBA Finals for ESPN 30, hosted ESPN's coverage of NBA All-

Star events, NBA Draft Lottery and NBA Draft coverage. Since 1990, Jones has also been assigned to ABC's coverage of college football, college basketball, the World League and various events on ABC's Wide World of Sports. From 1986-90, Jones was the sports desk anchor for The Sports Network in Toronto and the host of a Toronto Blue Jays magazine show.

In 1985, he graduated from York University with a Bachelor of Arts degree in economics while also earning All-Conference recognition as a four-year member of the York basketball team. Jones has also represented Canada in international basketball competitions.

**KYLE DRAPER**

Television Play-By-Play/
TV Pre and Postgame Host

Kyle Draper enters his third season announcing for the Kings, serving as the team's additional TV play-by-play announcer and host of "Kings Pregame Live" and "Kings Postgame Live" on NBC Sports California. Draper brings more than 20 years of television experience, having served as the host of the "Celtics Pregame Live" and "Celtics Postgame Live" for NBC Sports Boston, where he also filled in as the play-by-play announcer for the network's live-game coverage of the Celtics from 2009 to 2020.

Draper has also covered various events for NBC Sports Boston, including the NBA Draft Lottery, NBA Draft and Celtics training camp, even filling in as play-by-play announcer for NBC Sports Chicago's live coverage of the Chicago Bulls. Before his broadcasting career in the league, Draper was immersed in the news industry, having served in several capacities including sports director at WHAS-TV (ABC) in Louisville, Ky. And general news reporter and sports anchor in both Yakima, Wash. And La Crosse, Wis.

Draper attended Temple University and earned his Bachelor of Arts degree in communications from Winona State University.

**KAYTE CHRISTENSEN**

Game Analyst

Kayte Christensen will begin her second season as Game Analyst on the NBC Broadcast along side Mark Jones and Kyle Draper after spending the previous six seasons as the team's TV sideline reporter and analyst, after serving in a similar capacity from 2007-10.

During her previous Sacramento tenure, she served as a basketball analyst on the team's pre-, half- and postgame TV show, "House Party Live," and contributed to Kings Radio's weekly show, "Kings Talk."

The former WNBA fan favorite has also worked as a women's basketball color analyst for ESPN and ESPNU (2009-11), a social media correspondent for the Phoenix Suns (2011-12) and a social media engagement producer for AZ Central Sports (2012-13).

The California native earned Big West Conference Player of the Year and All-Big West First Team honors in 2001-02 at UC Santa Barbara, en route to being selected in the third round (40th overall) of the 2002 WNBA Draft by the Phoenix Mercury. Christensen averaged 3.2 points (.464 FG%, .608 FT%), 2.6 rebounds and 0.6 steals in 143 contests (27 starts) over six seasons with three teams (Mercury, Houston Comets and Chicago Sky). She is a two-time recipient of the WNBA's Offseason Community Assist Award, securing the accolade in 2003 and 2004.

**JASON ROSS**

Radio Pre / Postgame/
Halftime Host

Having served in a variety of capacities since 1994, Jason Ross returns for his 29th season with the Sacramento Kings Broadcast Team. Ross has worked as a pregame, halftime and postgame host for both the Sacramento Kings and Monarchs. Ross assists as a game-day statistician and is the backup play-by-play announcer for Kings Radio.

Ross currently serves as the on-air host for Sactown Sports morning show, the flagship of the Sacramento Kings, along with Carmichael Dave. He is the play-by-play voice of Sacramento State Hornets football and has held that position since 1997. He was also the play-by-play announcer for the San Francisco Demons during the only season of the XFL in 2001 before the league's revival. He served as the pre-game and post-game host for the Oakland Raiders from 2010-2012.

A native of Southern California, Ross graduated from UC Davis in 1994 with a degree in rhetoric and communications. He resides in Sacramento with his wife, Alva, and their son, Jackson.